AECOM
250 Apollo Drive
Chelmsford, MA 01824
aecom.com

Project name:
Lower Neponset River

Project ref:
68HE0318D0002

From:
AECOM Document Technical Lead

Date: January 26, 2026

To:
Pluta, Alexander
pluta.alexander@epa.gov,
Minker, Emma
minker.emma@epa.gov

CC:
AECOM Project Manager

Data Evaluation Summary Memorandum – Phase 2 Investigation

1. Introduction

This technical memorandum summarizes the Phase 2 investigation activities conducted by AECOM at the Lower Neponset River Superfund Site from May 2024 through May 2025. The Lower Neponset River Superfund Site (the Site) is located in Boston and Milton, Massachusetts, and consists of a 3.7-mile section of the Neponset River between its confluence with the Mother Brook and the Walter Baker Chocolate Dam (see **Figure 1**). The Phase 2 investigation included activities in the Phase 2 reach, Pine Tree Brook, and at select locations in the Phase 1 reach. The Phase 2 reach of the Site includes the stretch of the Site between the Walter Baker Chocolate Dam and the Tileston and Hollingsworth (T&H) Dam , from approximately river mile (RM) 0.0 to 2.7 (see **Figure 1**). Pine Tree Brook is a tributary of the Lower Neponset River flowing into the river at approximately RM 0.45 (see **Figure 1**). The Phase 1 reach includes the upper one-mile stretch of the Site between the T&H Dam to the confluence of the Mother Brook and Neponset River, from approximately RM 2.7 to 3.7 (see **Figure 1**). The multi-media sampling data from the Phase 2 investigation will be used to support the comprehensive Remedial Investigation/Feasibility Study (RI/FS) for the 3.7-mile Site that will be conducted in the future. Part of the recent sampling included fish and mussel tissue sampling. The tissue sampling will be used to develop a methodology and baseline (pre-remediation) tissue dataset that can be used to support the establishment of a post-remediation monitoring plan, if needed. Note that given the staged nature of the sampling programs for each medium, AECOM previously provided validated data for each medium to the United States Environmental Protection Agency (USEPA) as the data became available.

The memorandum is organized into the following sections:

- Section 2 – Phase 2 Investigation Overview
- Section 3 – Data Quality Objectives
- Section 4 – Field Activities
- Section 5 – Analytical Results
- Section 6 – Data Gaps
- Section 7 – References

2. Phase 2 Investigation Overview

The Phase 2 investigation was conducted in accordance with the following addenda to the Uniform Federal Policy Quality Assurance Project Plan (UFP-QAPP) (AECOM, 2023a):

- Final Remedial Investigation/Feasibility Study Quality Assurance Project Plan Addendum 1 Revision 0 (AECOM, 2024a);
- Final Remedial Investigation/Feasibility Study Quality Assurance Project Plan Addendum 1 Revision 1 (AECOM, 2024b);
- Final Remedial Investigation/Feasibility Study Quality Assurance Project Plan Addendum 2 Revision 0 (AECOM, 2024c); and
- Final Remedial Investigation/Feasibility Study Quality Assurance Project Plan Addendum 2 Revision 1 (AECOM, 2024d).

An overview of the data quality objectives (DQOs) of the Phase 2 investigation, completed field activities, UFP-QAPP deviations, analytical results, and field parameters are provided in the following sections. Additional information is provided as attachments, which are listed below. This data evaluation summary memorandum also describes potential data gaps from the Phase 1 and 2 investigations.

- **Attachment 1**: Field Forms
- **Attachment 2**: Soil Boring Logs
- **Attachment 3**: Soil Photo Log
- **Attachment 4**: Mussel Program Photo Log
- **Attachment 5**: Sediment Coring Logs
- **Attachment 6**: Sediment Photo Log
- **Attachment 7**: Fish Sampling Photo Log
- **Attachment 8**: Non-Conformance Reports
- **Attachment 9**: Field Modifications

3. Data Quality Objectives (DQOs)

The DQOs of the Phase 2 investigation were defined in the approved Addendum 1 and Addendum 2 of the UFP-QAPP. DQOs in Addendum 1 were as follows:

- DQO1: Collect floodplain soil samples throughout the Phase 2 reach and in the depositional area upstream of Dana Avenue in the Phase 1 reach to evaluate the presence or absence of target constituents, evaluate potential data gaps, and support the evaluation of receptor pathways.
- DQO2: Collect floodplain soil throughout the Phase 2 reach and in the depositional area upstream of Dana Avenue in the Phase 1 reach to develop a dataset that can be used to support the comprehensive RI/FS for the 3.7-mile Site, including a risk assessment, that will be completed in the future.
- DQO3: Collect “pre-deployment” mussels for determination of pre-exposure chemical concentrations in field-collected mussels used in the caged mussel study. The pre-deployment tissue concentrations may be subtracted from the exposed tissue concentrations to focus the ecological risk assessment on analyte concentrations accumulated during the exposure period.
- DQO4: Deploy shellfish cages containing freshwater mussels for tissue analysis at select locations throughout the entire 3.7-miles of the Site to develop a shellfish tissue dataset that can be used to support the comprehensive RI/FS for the 3.7-mile Site, including a risk assessment that will be completed in the future.

- DQO5: Deploy shellfish cages containing freshwater mussels for tissue analysis at select locations throughout the entire 3.7-miles of the Site to develop a methodology and baseline (pre-remediation) shellfish tissue dataset that can be used to support the establishment of a post-remediation monitoring plan in the future, if needed.

DQOs in Addendum 2 were as follows:

- DQO1: Perform an ecological characterization and evaluation along the Phase 2 reach and along the south bank of the river upstream of the T&H Dam in the area of the Phase 1 reach that could not be evaluated in 2023 due to access issues, to delineate wetlands, assess wetland functions and values, and make observations of vegetation and wildlife.
- DQO2: Collect sediment in the Phase 2 reach to develop a dataset that can be used to support the comprehensive RI/FS for the 3.7-mile Site, including a risk assessment that will be completed in the future.
- DQO3: Collect surface sediment from Pine Tree Brook to evaluate the presence or absence of target analytes.
- DQO4: Collect surface water samples from the Phase 2 reach to document changes to surface water quality due to river stage (high/low) at several fixed points and to assess presence or absence of target analytes from two high flow discharges to the Lower Neponset River.
- DQO5: Collect freshwater mussels from shellfish cages and fish at select locations throughout the entire 3.7-miles of the Site to develop shellfish and fish tissue datasets that can be used to support the comprehensive RI/FS for the 3.7-mile Site, including a risk assessment, that will be completed in the future.
- DQO6: Collect freshwater mussels from shellfish cages and fish at select locations throughout the entire 3.7-miles of the Site to develop a methodology and baseline (pre-remediation) tissue datasets that can be used to support the establishment of a post-remediation monitoring plan in the future, if needed.
- DQO7: Install and monitor a pressure transducer in the Phase 2 reach to provide river water elevations for future evaluation of stream flow and sediment fate and transport.

The data summarized in this memorandum were collected to address all the DQOs of the Phase 2 investigation except DQO1 and DQO7 from Addendum 2. DQO1 from Addendum 2 addresses ecological characterization and evaluation in the Phase 2 reach and in an area of the Phase 1 reach that could not be surveyed previously. Data from the ecological characterization and evaluation were previously summarized in the Draft Phase 2 Site Reconnaissance Memorandum that was submitted to the USEPA on December 16, 2024 (AECOM, 2024e). DQO7 from Addendum 2 addresses the installation of a pressure transducer to monitor water levels in the Phase 2 reach. The transducer was installed on July 2, 2025 and remained in place until the end of November 2025 (i.e., just before freezing conditions set in). The transducer data will be provided to USEPA as a separate deliverable.

4. Field Activities

Field activities included floodplain soil sampling, sediment sampling, surface water sampling, collection of freshwater mussels from shellfish cases, fish sampling, and IDW management. Data related to the field activities were recorded in EQuIS Collect, logbooks, and field data collection sheets. Copies of the logbooks and field data collection sheets are included in **Attachment 1**. Daily field reports are also included in **Attachment 1**.

Activities completed within the Phase 2 reach included:

- Floodplain soil boring attempted at 217 locations between May 22 and July 17, 2024. Of the 217 locations where borings were attempted, it was possible to collect samples from 213 of the locations (four locations were abandoned). Samples from two of the abandoned locations were re-allocated to two additional locations in the Phase 2 reach that were approved by the USEPA;
- Sediment sampling attempted at 86 grab locations and 72 coring locations between September 16 and October 24, 2024. Of the 158 locations where sediment sampling was attempted, it was possible to collect samples at all the locations, however, at two of the coring locations, only grab samples could be collected. Samples were also collected from three additional coring locations in the Phase 2 reach that were approved by the USEPA; and

- Surface water sampling completed under low flow conditions at three locations on October 30, 2024 and under high-flow conditions at two locations on May 10, 2025.

Activities completed within Pine Tree Brook included:

- Surface sediment sampling completed at 10 grab locations between October 7 and October 8, 2024; and
- Surface water sampling completed at one location in Pine Tree Brook at the confluence with the Lower Neponset River under low-flow and high-flow conditions on October 30, 2024 and May 10, 2025, respectively.

Activities completed at select locations within the Phase 1 reach included:

- Floodplain soil sampling completed at three locations in the depositional area upstream of Dana Avenue on June 10, 2024; and
- Surface water sampling completed at one location immediately downstream of the outfall at RM 2.77 under low-flow and high-flow conditions on October 30, 2024 and May 10, 2025, respectively.

Activities completed at select locations throughout the entire 3.7-miles of the Site included:

- Deployment of freshwater mussels in cages at eight locations between June 19, and June 21, 2024 with monitoring of water quality and cages until retrieval of the mussels on September 24, 2024; and
- Fish sampling for brown bullhead and white sucker between October 10, and November 1, 2024.

The Phase 2 investigation also included collection of “pre-deployment” mussels and investigation derived waste (IDW) management.

4.1 Sample Nomenclature

In accordance with the UFP-QAPP, samples collected during Phase 2 field activities were identified using sample IDs structures in the following format:

{Event}-{Location}-{Depth, Replicate, Sequence, or Fish Species}{Type}[-{Flow Condition}][-{Filtered}]

Event = the last two digits of the year and the event within that year:

- “24A” identified the 2024 sediment sampling
- “24B” identified the 2024 low-flow surface water sampling
- “24D” identified the 2024 soil sampling
- “24E” identified the 2024 mussel tissue sampling
- “24F” identified the 2024 fish tissue sampling
- “25A” identified the 2025 high-flow surface water sampling

Location = 4-digit sequential number starting with 0001. For fish sampling 0001 represented the Phase 1 reach and 0002 represented the Phase 2 reach. This also served as the month and day for blanks in MMDD format. This also served as the month followed by T0 for the time zero mussel samples.

Depth, Replicate, Sequence, or Fish Species = One to four characters that represented one of the following:

- The relative depth interval for field collected samples, with “A” being most surficial, and “B”, “C”, “D”, etc. being assigned with increasing depths. “X” for samples without depths (e.g., mussel tissue sampling and equipment rinsate blanks);
- The replicate (e.g., 1 or 2) for mussel samples with replicate cages;
- The sequence was the number of trip blanks from the same day (e.g., 1 is first, 4 is fourth); or
- The fish species (e.g., WS – white sucker, BB – brown bullhead) followed by fish number represented as two digits (e.g., 01 is first).

Type of sample = S – primary sample, D – field duplicate, R – equipment rinsate blank, T – trip blank

Flow Condition. [optional] used “L” for surface water samples collected under low flow conditions, “H” for surface water samples collected under high flow conditions.

Filtered. [optional] used “F” for filtered samples ONLY

4.2 Floodplain Soil Sampling

Floodplain soil sampling was conducted within the Phase 2 reach at locations 24D-0001 to 24D-0214, 24D-0218, and 24D-0219 between May and July 2024 and in the depositional area upstream of Dana Avenue in the Phase 1 reach at locations 24D-0215 to 24D-0217 on June 10, 2024 (**Figure 2**). Floodplain soil sampling was not conducted in reference areas consistent with the approved Addendum 1 of the UFP-QAPP. Addendum 1 of the UFP-QAPP included 97 unbiased boring locations in the floodplain along the northern bank of the Phase 2 reach, 117 unbiased boring locations in the floodplain along the southern bank of the Phase 2 reach, and three locations to provide spatial coverage of the depositional area upstream of Dana Avenue. Locations were flagged in advance and adjusted when in the vicinity of outfalls, the dams, and based on sampling feasibility per the Sampling Approach Memorandum that was provided in Attachment C of Addendum 1 of the UFP-QAPP. Of the 217 floodplain soil sampling locations proposed in Addendum 1 of the UFP-QAPP, soil was collected at 213 locations, and 4 locations were abandoned due to access and/or sampling constraints. Samples from two of the abandoned locations were re-allocated to two additional locations in the Phase 2 reach (24D-0218 and 24D-0219) that were approved by the USEPA. Details on each sampling location including the boring date, total boring depth, depth to water, any comments noted by the field staff, as well as the reasons why certain locations were abandoned or shifted are included in **Table 2**. Locations where floodplain soil was collected are depicted on **Figure 2** and coordinates are provided in **Table 1A**. The respective RM is also provided in **Table 1A** for floodplain soil sampling locations.

Borings were advanced by AECOM to a target depth that was the shallower of: 3 feet or refusal using hand augers or tile spades. Total boring depths for each location are included in **Table 2** and ranged from 0.4 to 3 feet. Borings were visually logged by a field geologist for lithologic characteristics, screened with a photoionization detector, and photographed. Lithologic information and photoionization detector readings are presented on the soil boring logs included in **Attachment 2**. Photographs taken during soil sampling are included in the photo log in **Attachment 3**.

From each boring, samples were collected from three 1-foot surface soil increments (0-1 feet, 1-2 feet, and 2-3 feet), when possible. Sampling intervals are summarized in **Table 2**. Samples were submitted for analysis of polychlorinated biphenyl (PCB) congeners, polychlorinated dibenzodioxins/furans (PCDD/Fs), target analyte list (TAL) metals and mercury, target compound list (TCL) semi-volatile organic compounds (SVOCs), and TCL volatile organic compounds (VOCs). Of the total Phase 2 reach floodplain soil samples (number=498) and depositional area samples (number=7), a limited number had insufficient soil mass for all the target analytes. When this was the case, a sample was not collected for VOCs (number=22 samples) and sample jars were filled in the following order of preference: PCB congeners and PCDD/Fs, TAL metals, then TCL SVOCs. There was also one sample, 24D-0068-CS, which was received by the laboratory for analysis of PCBs and PCDD/Fs, however the glassware was broken. This sample was analyzed for the other analytes, and another location (24D-1068) was advanced in the vicinity of location 24D-0068 to collect a sample from the CS depth interval for PCBs and PCDD/F analysis, only. The analyte list for each sample is summarized in **Table 3**. Analytical methods and the laboratories that performed the analyses for the Phase 2 investigation are summarized in **Table 4A.**

Quality assurance/quality control (QA/QC) samples consisting of sample duplicates, matrix spike/matrix spike duplicates (MS/MSDs), equipment blanks, performance evaluation (PE) samples, and trip blanks were collected in association with the floodplain soil sampling in accordance with approved Addendum 1 of the UFP-QAPP.

4.3 Surface Water Sampling

Surface water sampling was conducted within the Phase 2 reach at stations 0002, 0003, and 0005, downstream of the outfall at RM 2.77 at station 0001, and in Pine Tree Brook upstream of the confluence with the Lower Neponset River at station 0004. Locations where surface water was collected are depicted on **Figure 3**, and coordinates are provided in **Table 1C.** In order to collect data to address DQO4, surface water sampling was proposed in Addendum 2 of the UFP-QAPP during low-flow and high-flow conditions. Low-flow conditions were defined as rain no more than 0.1 inches in the past seven days or flows less than 100 cubic feet per second (cfs) for the past seven days. High-flow conditions were defined as rainfall over 0.5 inches, flows greater than 400 cfs, or a flow increase of more than 100% (e.g. from 150 to 300 cfs) in a few hours. The official monitoring point for flows was the United States Geological Survey (USGS) gaging station Neponset River at Milton Village – 01105556. Regional hydrographic gages were also monitored, as the USGS gaging station 01105556 does not provide predictive flows.

The regional hydrographic gages that were monitored included the Neponset River at Norwood National Oceanic and Atmospheric Administration (NOAA) ID NRWM3, the Charles River at Dover NOAA ID DOVM3, NOAA's unofficial forecast for the Neponset River at Milton (NOAA ID MLTM3), and NOAA's unofficial forecast for the Charles River at Mother Brook (NOAA ID DDHM3).

Low-flow sampling was initiated and completed on October 30, 2024, after there had been no precipitation and flows were less than 100 cfs for the prior 7 days. High-flow sampling was initiated and completed on May 10, 2025 after flow had increased from approximately 318 cfs on the evening of May 9, 2025 to 540 cfs on the morning of May 10, 2025, and the amount of rain that fell on Milton between 13:52 on May 9, 2025 and 13:53 on May 10, 2025 was 1.27 inches according to the National Weather Service.

Surface water samples were collected by AECOM using a peristaltic pump, immersing dedicated tubing into the water column at each location. At each location the water column depth was measured. The target sample depth at a location was then set to the approximate mid-point of the water column depth. Sampling depths are summarized in **Table 5**. During low-flow sampling three locations were sampled from the bank adjacent to the sampling location. At the two other locations, suitable water depth could not be accessed from the bank, and the locations were accessed by wading. During high-flow sampling all locations were sampled from the bank adjacent to the sampling location. When a location was accessed from the bank, the peristaltic pump tubing was positioned in the water and held at mid depth several feet from the bank in undisturbed water.

During sampling the intake tubing for the peristaltic pump was placed at the target sample depth, and surface water was pumped until a volume equal to three times the tubing volume had been purged. During low-flow sampling, a YSI was used to collect field parameters during purging. Field parameters were not recorded during high-flow sampling as discussed in non-conformance report NC-20250510-01 in **Attachment 8**. Field parameters are included in the analytical results tables, when available. A filter was then attached to the end of the tubing and samples for dissolved constituents (i.e., TAL metals and mercury) were collected. Once the bottles for field-filtered dissolved TAL metals and mercury were filled, the filter was removed. Samples were then collected for target TCL pesticides, PCB congeners, PCDD/Fs, total TAL metals and mercury, and total cyanide. Once the bottles for these parameters were filled, a sample for TCL VOCs was collected using the "soda straw" method. All samples had sufficient surface water for analysis of the complete set of target analytes. Analytical methods and the laboratories that performed the analysis are summarized in **Table 4C**.

QA/QC samples consisting of one sample duplicate, one MS/MSD, one equipment blank, and one trip blank were collected during each sampling event. A PE sample was also collected during the low-flow sampling event.

4.4 Mussel Sampling

Freshwater mussels (*Elliptio complanata*) were deployed in shellfish cages for approximately 90 days at eight locations within the Phase 1 and 2 reaches (**Figure 4**). Normandeau Associates (Normandeau) and AECOM staff collected and deployed the mussels and Normandeau staff constructed the cages. AECOM staff monitored the cages during the exposure period and retrieved the mussels and cages after approximately 90 days. Photographs of the mussels, cages, and selected deployment locations are included in the photo log in **Attachment 4**.

Freshwater mussel collection was conducted on June 19, 2024. A total of 367 freshwater mussels were collected from Willet Pond, an unimpacted waterbody near the Site. Mussels were placed in coolers with a mixture of Willet Pond and Neponset River water to acclimate the mussels to Site conditions prior to deployment. The average mussel shell length was 68.9 millimeters (mm) (standard deviation of 5.5 mm) which was within the target range of 60 to 80 mm identified in UFP-QAPP Addendum 1. A subset of five mussels were shucked and weighed prior to deployment to approximate the wet weight of the mussels. Mussels averaged 7.5 grams each which allowed for a reduction in the number of mussels per cage (from 20 identified in UFP-QAPP Addendum 1 to 15) without compromising the efficacy of the analysis (sufficient tissue mass for analyses could be obtained from fewer mussels per cage).

A subset of 15 mussels collected from Willet Pond were reserved in a separate cooler for determination of pre-exposure chemical concentrations. The Willet Pond mussels reserved to represent pre-exposure chemical concentrations were held for 24 hours in clean water to depurate sediment before being frozen and shipped to SGS-Wilmington for later chemical analysis. This sample represents time 0 'pre-deployment' mussel concentrations of the target analytes (PCB congeners, PCDD/Fs, polycyclic aromatic hydrocarbons (PAHs), metals, pesticides, mercury, methyl mercury).

Mussel cages were deployed at eight sites within the Phase 1 and 2 reaches over a three-day period, from June 19 through June 21, 2024. Site 6 cages were deployed on June 19, 2024. Site 5, 7, 8, and 9 cages were deployed on June 20, 2024, and

Site 1, 3, and 4 cages were deployed on June 21, 2024. Two replicate cages were deployed at each site within a target radius of 10-meters from each other, with two additional replicate cages for QA/QC deployed at Site 7, for a total of 18 cages. Global positioning system (GPS) coordinates were collected midway between the replicate cages at each site (**Table 1E**).

During the deployment of the cages, there were some deviations from UFP-QAPP Addendum 1 related to the spacing of cages and the number of mussels added to certain cages. As indicated in NC-20240708-01 provided in **Attachment 8**, the cage spacing described in UFP-QAPP Addendum 1 included one site with two additional QA/QC cages located within 1 meter of one of the replicate cages. Site 7 was selected for the deployment of the QA/QC replicate cages (two additional cages to be deployed near the Site 7 replicate cages); however, due to a lack of locations with mussel habitat near the Site 7 replicate cages that could be hidden from public view and with sufficient water depth, cage spacing was greater than specified in UFP-QAPP Addendum 1 (cages were deployed as two sets of replicate cages approximately 40 meters apart). Therefore, these cages were not used for QA/QC purposes, and the locations were renamed as Sites 7A and 7B (only cages from Site 7A were selected for tissue analysis). NC-20240708-01 also indicates that additional mussels were added to the cages at Site 6, bringing the total to 42 and 44 mussels in the replicate cages. Mussels from the replicate cages at Site 6 were used for QA/QC purposes. As indicated in NC-09182024-01, the distance between replicate cages at Site 4 was approximately 45 meters, due to the soft substrate and steep bank at this location.

Cage checks were conducted over the course of the deployment period to monitor mussel health and mortality, verify cage placement and structural integrity, and remove debris. Water quality parameters (pH, specific conductivity, turbidity, temperature, dissolved oxygen [DO], oxidation reduction potential [ORP]) were also recorded during each check. Water quality measurements are included in the cage check forms provided in **Attachment 1**. During checks mussel cages were observed through a borescope or lifted to the surface if water clarity was low. Cages were checked by AECOM staff on July 2, 8, 9, and 24, August 19, and September 12, 2024. Cage checks were planned to occur approximately 14, 30, and 60 days after deployment. Cages were deployed over multiple days and cage checks were typically completed within a single day (with the exception of the first check), so actual planned checks occurred on Days 17 to 19, Days 33 to 35, and Days 59 to 61. An unplanned check was conducted on September 12, 2024 (Days 83 to 85) to confirm that all mussels were underwater after water levels decreased due to dam management activities. All cages were covered in water, and cages at Sites 6, 7A, and 8 were precautionarily relocated into deeper water. GPS coordinates for the relocated cages are provided in **Table 1E**. A single dead mussel was observed at Site 6 during this check, but all other mussels appeared alive and in good condition.

Mussel retrieval took place on September 24, 2024. Due to the deployment of mussel cages occurring over multiple days and retrieval occurring in a single day, mussel exposures ranged from 95 to 97 days (95 days for cages at Sites 1, 3, and 4; 96 days for cages at Sites 5, 7, 8, and 9; 97 days for cages at Site 6). During retrieval, field staff recorded water quality parameters, water depth, mussel condition, and shell length at each site. Mussels from each cage were put into separate mesh bags and held in coolers overnight to depurate sediment. Mussels were then transferred to zip closed bags, frozen, and shipped to SGS-Wilmington for homogenization and tissue analysis. SGS-Wilmington analyzed the samples for PCB congeners, PCDD/Fs, lipids, and percent moisture, then shipped appropriate quantities of the homogenized sample to ALS-Kelso for analysis of TCL pesticides, to SGS-Dayton for analysis of PAHs and TAL metals, and to Brooks Applied Labs for analysis of mercury and methyl mercury. The analyte list for each sample is summarized in **Table 6**. Analytical methods and the laboratories that performed the analysis are summarized in **Table 4E**.

QA/QC samples consisting of one sample duplicate from Site 6, one MS/MSD from Site 6, and a PE sample were collected in association with the mussel tissue sampling in accordance with the approved addenda of the UFP-QAPP.

4.5 Sediment Sampling

Sediment sampling was conducted at locations within the Phase 2 reach at locations 24A-0001 to 24A-0158, 24A-0169, 24A-0170, and 24A-0171 between September and October 2024 and in Pine Tree Brook at locations 24A-0159 to 24A-0168 on October 7, and October 8, 2024 (**Figures 5** and **6**). Addendum 2 of the UFP-QAPP included proposed locations in the Phase 2 reach in the areas of Pool 1, 2, 3, 4, and Pine Tree Brook. Further descriptions of the areas can be found in the Sampling Approach Memorandum that was provided in Attachment C of Addendum 2 of the UFP-QAPP. Proposed locations in the areas included the following:

- Pool 1: Five unbiased grab locations, one biased grab location
- Pool 2: Eight unbiased grab locations, two biased grab locations
- Pool 3: Eight unbiased grab locations, four biased grab locations

- Pool 4: 58 unbiased grab locations, 54, biased hand auger locations, 18 unbiased vibracore locations
- Pine Tree Brook: 10 unbiased grab locations

Sediment samples were collected from all of the locations proposed in Addendum 2 of the UFP-QAPP. Samples were also collected from three additional locations in the vicinity of the Walter Baker Chocolate Dam that were added in the field with USEPA approval. Additional details about the locations that were added in the field can be found in field modification FM-20240716-01 in **Attachment 9**. Locations where sediment was collected within the Phase 2 reach and Pine Tree Brook are depicted on **Figures 5** and **6**, respectively, and coordinates are provided in **Table 1B**.

At grab locations within the Phase 2 reach surface sediment grabs were collected by Ocean Surveys Inc (OSI) from a vessel using a Petit Ponar Grab Sampler and post hole digger. At grab locations in Pine Tree Brook surface sediment grabs were collected by AECOM using a hand auger and locations were accessed by wading. Grab samples were collected from the surface interval (0-0.5 feet).

At sediment coring locations on the Braided Channel Island, cores were advanced by AECOM using hand augers and locations were accessed by foot. At coring locations in the Walter Baker Chocolate Dam impoundment, cores were advanced by OSI from a vessel using vibracoring methods. The target depth of the augers and vibracores was 6 feet. Multiple cores and/or surface sediment grabs were collected to augment sample volume when necessary. Total core depths for each location are included in **Table 7** and ranged from 0.3 feet to 6 feet. Samples were collected from the augers and cores from the surface interval (0-0.5 feet), 0.5 feet to an intermediate depth, and the intermediate depth to the bottom of the core, when possible. The intermediate depth used for sampling was half the depth from 0.5 feet to the bottom of the core, or the depth at which there was a visible change in lithology. Sampling intervals are summarized in **Table 7**.

Cores and grabs were visually logged by a field geologist for lithologic characteristics, screened with a photoionization detector, and photographed. Lithologic information and photoionization detector readings are depicted on the sediment coring logs included in **Attachment 5**. Photographs taken during sediment sampling are included in the photo log in **Attachment 6**.

Samples were submitted for analysis of PCB congeners, PCDD/Fs, TAL metals and mercury, TCL SVOCs, TCL VOCs, total organic carbon (TOC), and grain size. Of the total Phase 2 reach sediment samples (number=303) and Pine Tree Brook samples (number=10), a limited number had insufficient sediment mass for all the target analytes. When this was the case (number=18), the UFP-QAPP specified that a sample should not be collected for VOCs and sample jars should be filled in the following order of preference: PCB congeners and PCDD/Fs, TOC, TAL metals and mercury, TCL SVOCs, and grain size. This approach was followed for nine of the samples that had insufficient sediment mass. For the remaining nine samples, the order of preference was not followed, as described further in nonconformance report NC-20240926-01, which is provided in **Attachment 8**. The analyte list for each sample is summarized in **Table 8**. Analytical methods and the laboratories that performed the analysis are summarized in **Table 4B.**

QA/QC samples consisting of sample duplicates, MS/MSDs, equipment blanks, PE samples, and trip blanks were collected in association with the sediment sampling in accordance with approved Addendum 2 of the UFP-QAPP.

4.6 Fish Sampling

Fish sampling was conducted within the Phase 1 and 2 reaches between October 9, and November 1, 2024. The UFP-QAPP specified that white sucker would initially be targeted for the bottom feeder species and that largemouth bass would be targeted for the predatory/gamefish species. The UFP-QAPP also specified that species composition would be evaluated during the first few days of sampling by the field team and if sufficient numbers of the initial target species could not be obtained due to low catch per unit effort, that alternate target species representative of the species present at the Site would be taken as substitutes. Substitute species listed in the UFP-QAPP included black bullhead and common carp for bottom feeder species and chain pickerel, black bullhead, and white perch for predatory/gamefish species. Based on the species composition observed during the first few days of sampling and with USEPA concurrence[1], white sucker was selected as the target bottom feeder species and brown bullhead was selected as the target predatory/gamefish species.

Fish samples were collected by AECOM from a vessel, from shore, or by wading in shallow waters. Several collection methods were attempted including rod and reel, electrofishing, gill nets, and trot lines. Rod and reel, electrofishing, and gill net methods had limited effectiveness. Most of the fish were caught using trot lines after the lines had been left overnight. The coordinates

[1] October 16, 2024 email from Natalie Burgo, USEPA Region 1, to Kristine Carbonneau, AECOM.

for fish that were submitted for analysis are included in **Table 1D** and shown on **Figure 7;** however, it should be noted that the typical home ranges of the target species comprise most of the area of each reach.

The UFP-QAPP specified that five predatory/gamefish (brown bullhead) and five bottom feeding fish (white sucker) would be collected within the Phase 1 reach and 10 fish from each species would be collected within the Phase 2 reach. The UFP-QAPP also specified that for each species, fish of similar size would be targeted such that the smallest fish sampled was no less than 75% the length of the largest fish. Additionally, the UFP-QAPP presented a target mass of 92 grams or greater for each tissue type per fish (i.e., fillet and carcass [offal]). **Table 9a** includes a fish sampling summary for brown bullhead and white sucker.

During the sampling program, 20 brown bullhead were caught from the Phase 1 reach and 13 brown bullhead were caught from the Phase 2 reach that were large enough to be evaluated for potential sampling. Following field evaluation, three of the brown bullhead were released and the remaining 30 specimens were frozen until the end of the sampling program. At the end of the sampling program the lengths and weights of the fish were measured. Based on the lengths and weights, 21 of the 30 specimens were submitted for analysis including nine from the Phase 1 reach and 12 from the Phase 2 reach (nine were not sampled). The weights of the brown bullhead that were submitted for analysis were generally above 0.5 pounds (lbs) and the lengths ranged from 245 to 324 millimeters (mm). The length of the smallest fish was approximately 76% of the length of the largest fish. Four fish submitted to the laboratory were put on hold (one from the Phase 1 reach and three from the Phase 2 reach) due to their small size and uncertainty whether tissue mass would be sufficient for the complete analyte list Photos of a subset of the collected brown bullhead are included in the photo log in **Attachment 7**.

A total of eight white sucker were caught from the Phase 1 reach and six were caught from the Phase 2 reach that were large enough to be evaluated for potential sampling. The specimens were brought back to the field trailer and frozen until the end of the sampling program. Towards the end of October, the field team attempted to catch additional white sucker from the Phase 2 reach in order to meet the target number of 10 fish specified in the UFP-QAPP; however, the efforts were not successful. USEPA concurred with ceasing the fish sampling program in early November[2]. All 14 of the white suckers from both reaches were submitted to the laboratory for analysis. The weights of the white sucker specimens ranged from 2.37 to 4.13 lbs and the lengths ranged from 462 to 541 mm. The length of the smallest fish was approximately 85% of the length of the largest fish. Photos of a subset of the collected white suckers are included in the photo log in **Attachment 7**.

During the sampling, species other than brown bullhead and white sucker were also caught. **Table 9b** summarizes the types and number of other fish that were caught.

Throughout the fish tissue sampling, surface water quality measurements (pH, specific conductivity, turbidity, temperature, DO, and ORP) were recorded. When fish were processed at the field lab before shipping, weight, deformities, and parasites were also recorded. The water quality measurements can be found in the field notes included in **Attachment 1**. Fish length, weight, and any observations of parasite and deformities are noted in **Table 9a**.

The fish were sent to SGS-Wilmington where fillet and carcass (offal) samples were prepared, weighed, and homogenized in accordance with the laboratory's Standard Operating Procedure for the Preparation of Fish Tissue sample for HRMS/ID analyses, Rev 6, 11/21/2022. The weights of the fillet and carcass (offal) samples prior to homogenization are provided in **Table 10**. Following homogenization, SGS-Wilmington analyzed the samples for percent moisture and lipids and then shipped appropriate quantities of the homogenized sample to other labs designated in the UFP-QAPP for the analysis of PCB congeners, PCDD/Fs, TAL metals, mercury, methyl mercury, and TCL pesticides. Of the 31 fillet samples, 15 had insufficient tissue mass for all of the target analytes. For these 15 fillet samples, chemicals for analysis were prioritized in concert with USEPA. All fillet samples were analyzed for PCBs, PCDD/Fs, TCL pesticides and lipids, but not all were analyzed for TAL metals and mercury. All of the carcass (offal) samples had sufficient tissue mass for all of the target analytes. **Table 11** summarizes the analyte list for each sample. Analytical methods and the laboratories that performed the analysis are summarized in **Table 4D**.

QA/QC samples consisting of lab duplicates, MS/MSDs, and PE samples were collected in accordance with approved Addendum 2 of the UFP-QAPP. The only deviation from the UFP-QAPP was not achieving the target number of 10 white sucker samples in the Phase 2 reach (six samples were obtained) despite extensive fishing effort. As noted above, the decision to cease sampling was made in concert with USEPA.

[2] November 6, 2024 email from Natalie Burgo, USEPA Region 1, to Kristine Carbonneau, AECOM.

4.7 Investigation Derived Waste (IDW) Management

During the sampling programs, all efforts were taken to reduce the amount of IDW generated. No IDW was generated during the surface water sampling program. During the soil sampling program, soil remaining after sample collection was placed within its respective borehole. IDW generated during the September/October 2024 sediment program was placed in two 55-gallon drums following sample processing. IDW drums are being stored temporarily in a secure Conex box at the Neponset Esplanade Park staging area until disposal can be arranged.

On July 3, 2025, a representative sample of the IDW material was collected by compositing and homogenizing subsamples from the two drums. These samples were submitted for analysis of VOCs, SVOCs, Resource Conservation and Recovery Act (RCRA) 8 Metals, PCBs, total petroleum hydrocarbons (TPH), reactivity, corrosivity, flammability, ignitability, herbicides and pesticides.

AECOM provided the analytical results of the July 3, 2025 IDW sampling and a copy of USEPA's Off-Site Rule Compliance Request Form to USEPA's designated IDW subcontractor (Mill City Environmental). Mill City Environmental picked up the IDW on November 20, 2025 under AECOM oversight, which was disposed of at Triumvirate's disposal facility in Lowell, MA (a USEPA approved disposal facility).

4.8 UFP-QAPP Deviations

During field activities there were several deviations from the UFP-QAPP. The deviations were documented in nonconformance reports or field modifications, which are provided in **Attachments 8** and **9**, respectively.

5. Analytical Results

Following receipt of the analytical results, AECOM validated the data except for high-resolution method results for fish and surface water, which were validated by Environmental Services Assistance Team (ESAT). Details of the validation are provided in the Phase 2 Data Validation Report (AECOM, 2025a). Validated results for floodplain soil are presented in **Tables 12** and **13** for the Phase 2 reach and depositional area (Phase 1 reach), respectively**.** Validated results for low-flow surface water, high-flow surface water, time zero mussel tissue, and mussel tissue are shown in **Tables 16, 17, 20,** and **21,** respectively**.** Validated results for sediment are presented in **Tables 28** and **29** for the Phase 2 reach and Pine Tree Brook, respectively**.** Validated results for fish tissue are presented in **Table 32.**

The tables include homolog group sums for PCDD/Fs and PCB congeners, and total PCB congeners. The homolog group sums and total PCB congeners were calculated by summing the detected congeners in each group. If no congeners in a group were detected, the maximum reported detection limit for any individual congener in that homolog group was used. Note that the homolog group sums for PCDD/Fs and PCBs and total PCB congeners for fish tissue and surface water reported by ESAT differ from what is reported herein for consistency between media per EPA direction.

The tables for mussel tissue also include total PAHs, total high molecular weight (HMW) PAHs, and total low molecular weight (LMW) PAHs. Total PAHs, total HMW PAHs, and total LMW PAHs were calculated as the sum of all or select detected concentrations of the following: acenaphthene (LMW), acenaphthylene (LMW), anthracene (LMW), fluorene (LMW), 2-methylnaphthalene (LMW), naphthalene (LMW), phenanthrene (LMW), benzo(a)anthracene (HMW), benzo(b)fluoranthene (HMW), benzo(k)fluoranthene (HMW), benzo(g,h,i)perylene (HMW), benzo(a)pyrene (HMW), chrysene (HMW), dibenzo(a,h)anthracene (HMW), fluoranthene (HMW), indeno(1,2,3-cd)pyrene (HMW), and pyrene (HMW); if no PAHs in a group were detected, the maximum reported detection limit for any individual PAH in that group was used for the total result.

The tables for soil, sediment, mussel, fish tissue, and surface water also include toxic equivalencies (TEQs) for PCDD/Fs and PCB congeners. For soil, the TEQ calculation details can be found in the notes in **Tables 12, 13,** and **51**. For sediment, the TEQ calculation details can be found in the notes in **Tables 28, 29,** and **51**. For mussel tissue, the TEQ calculation details can be found in the notes in **Tables 20**, **21,** and **51**. For fish tissue, the TEQ calculation details can be found in the notes in **Table 32** and **51**. For surface water, the TEQ calculation details can be found in the notes in **Tables 16, 17,** and **51**.

The tables for fish tissue include calculated whole-body concentrations. Whole-body concentrations were calculated using the following equation:

$$\text{Whole Body Concentration} = Fillet\ Concentration\ x\ \frac{Fillet\ Weight}{Total\ Fish\ Weight} + Offal\ Concentration\ x \frac{Offal\ Weight}{Total\ Fish\ Weight}$$

If one of the concentrations used in the equation was a non-detect (i.e., below the analytical detection limit), then it was treated as zero for the calculation and was therefore not included in the whole-body concentration. If both the fillet and offal concentrations were non-detect, the maximum reported detection limit between the fillet and offal samples was used for the whole-body result. When only an offal concentration was available for a fish sample or the fillet concentration was analyzed, but the result was rejected, the offal concentration was used as the whole-body concentration. When this was the case, the whole-body concentration was marked with a "*O" qualifier.

Summary statistics including the number of samples, number of detections, and minimum, maximum, and average detected values are presented by area for soil in **Tables 14** and **15**, presented by flow condition for surface water in **Tables 18** and **19**, presented by reach for mussel tissue in **Tables 24** through **27**, presented by area for sediment in **Tables 30** and **31**, and presented for fish tissue by fish type, tissue type, and reach in **Tables 35** through **50**.

5.1 Comparison of Analytical Results with Project Action Limits (PALs)

Analytical results are compared with the human health and ecological project action limits (PALs), where applicable. The PALs were established in Worksheet #15 of Addendum 1 and 2 of the UFP-QAPP to achieve an appropriate level of data quality. The PALs represent the lowest of the relevant human health and ecological screening levels that may be used in this or later stages of the RI/FS process, if applicable. Analytical results were compared to the PALs for information purposes, and the comparison is not an indication of risk. The basis for the PALs for each medium is discussed below.

The selected human health and ecological PALs for floodplain soil are:

- Human health: USEPA Regional Screening Levels (RSLs) for residential soil based on a target hazard quotient of 0.1 and a target risk level of 1E-06 (USEPA, 2024a).
- Ecological: The lower of the ecological soil screening levels for soil invertebrates, plants, birds, and mammals derived in accordance with USEPA guidance (USEPA, 2005) and the USEPA Region 4 soil screening values for soil invertebrates, plants, birds, and mammals (USEPA, 2018).

The selected human health and ecological PALs for surface water are:

- Human health: The lower of the Massachusetts surface water quality standards (SWQS) human health criteria for drinking water plus fish and shellfish consumption (MassDEP, 2022), Massachusetts maximum contaminant levels (MassDEP, 2020), National Recommended Water Quality Criteria for human health for consumption of water and organisms (HHWQC) (USEPA, 2024d), USEPA maximum contaminant levels (USEPA, 2024b), and USEPA RSLs for tap water based on a target hazard quotient of 0.1 and a target risk level of 1E-06 (USEPA, 2024a).
- Ecological: The lower of the Massachusetts SWQS aquatic life criterion continuous concentration values for freshwater (MassDEP, 2022), National Recommended Water Quality Criteria aquatic life criterion continuous concentration values for freshwater (USEPA, 2024c), and USEPA Region 4 freshwater chronic screening values (USEPA, 2018).

The selected human health and ecological PALs for sediment are:

- Human health: USEPA RSLs for residential soil based on a target hazard quotient of 0.1 and a target risk level of 1E-06 (USEPA, 2024a).
- Ecological: USEPA Region 4 ecological screening values for freshwater sediment (USEPA, 2018).

The selected human health and ecological PALs for fish tissue are:

- Human health: Lower of RSL for cancer and noncancer effects (hazard quotient of 0.1) for fish tissue calculated using the May 2024 RSL Calculator (USEPA 2024e). Preliminary fish tissue screening levels were conservatively calculated using Mass DEP's default fish consumption rate of 32 grams/day (MassDEP, 2008) and USEPA RSL Calculator default exposure assumptions and toxicity values (USEPA 2024e).
- Ecological: The lower of the lowest acceptable tissue level protective of individual birds and mammals for chemicals in fish/shellfish consumed by wildlife derived by Oregon Department of Environmental Quality (DEQ (2007) and the critical tissue level for chemicals in fish, shellfish and other aquatic organisms derived by Oregon DEQ (2007).

The ecological PALs for mussel tissue were selected based on tissue concentrations derived by the Oregon DEQ (2007) to be protective of birds and mammals consuming fish/shellfish and protective of the fish, shellfish, and other aquatic organisms themselves. The lower of the concentrations based on wildlife and aquatic life were selected as the PAL for mussel tissue. There are no human health PALs for mussel tissue, as mussel sampling was conducted to support the ecological risk assessment only.

It should be noted that PALs for TEQ and total PCBs were not included in Worksheet #15. The human health and ecological PALs for TEQ and total PCBs are presented in **Tables 52** and **53** below, respectively:

Table 52 – Human Health PALs for Total PCBs and PCB and PCDD/F TEQs

Matrix/Analyte	Units	Human Health Value	Basis
Soil – Total PCB Congeners	ng/g	120	USEPA RSL for Aroclor 1254 for residential soil (non-cancer)
Surface Water – Total PCB Congeners	pg/L	64	Massachusetts and National HHWQC for PCBs for consumption of water and organisms
Surface Water - Total PCDD/F TEQ (Mammal)	pg/L	0.005	Massachusetts and National HHWQC for 2,3,7,8-TCDD (Dioxin) for consumption of water and organisms
Surface Water - Total PCB TEQ (Mammal)	pg/L	0.005	Massachusetts and National HHWQC for 2,3,7,8-TCDD (Dioxin) for consumption of water and organisms
Sediment – Total PCB Congeners	ng/g	120	USEPA RSL for Aroclor 1254 for residential soil (non-cancer)
Fish Tissue – Total PCB Congeners	ng/kg	3510	USEPA RSL Calculator for Aroclor 1254/high risk PCBs for fish tissue consumption
Fish Tissue – Total PCDD/F TEQ (Mammal)	ng/kg	0.054	USEPA RSL Calculator for 2,3,7,8-TCDD for fish tissue consumption
Fish Tissue – Total PCB TEQ (Mammal)	ng/kg	0.054	USEPA RSL Calculator for 2,3,7,8-TCDD for fish tissue consumption

Notes:
HHWQC – human health water quality criterion
ng/g – nanograms per gram
ng/kg – nanograms per kilogram
PCBs – polychlorinated biphenyls
PCDD/F - polychlorinated dibenzodioxins/furans
pg/L – picograms per liter
RSL – Regional Screening Level
TCDD – tetrachlorodibenzo(p)dioxin
TEQ - toxic equivalency
USEPA – United States Environmental Protection Agency

Table 53 – Ecological PALs for Total PCBs and PCB and PCDD/F TEQs

Matrix/Analyte	Units	Ecological Value	Basis
Soil – Total PCB Congeners	ng/g	41	USEPA Region 4 for Total PCBs
Surface Water – Total PCB Congeners	pg/L	14000	Massachusetts SWQS for aquatic life (Total PCBs)
Surface Water - Total PCDD/F TEQ (Mammal)	µg/L	3.1E-9	USEPA Region 4 for 2,3,7,8-TCDD (Dioxin) (Wildlife Based)
Surface Water - Total PCB TEQ (Mammal)	µg/L	3.1E-9	USEPA Region 4 for 2,3,7,8-TCDD (Dioxin) (Wildlife Based)
Sediment – Total PCB Congeners	ng/g	14	USEPA Region 4 (Total PCBs; wildlife)
Fish & Mussel Tissue – Total PCB Congeners	ng/kg	35000	Lowest of Oregon DEQ Aroclor 1254 values protective of birds and mammals consuming

Matrix/Analyte	Units	Ecological Value	Basis
			fish/shellfish and values protective of fish, shellfish, and other aquatic organisms [Tables A-3 & A-4]
Fish & Mussel Tissue - Total PCDD/F TEQ (Bird)	ng/kg	8	Lowest of Oregon DEQ 2,3,7,8-TCDD values protective of birds consuming fish/shellfish [Table A-3]
Fish & Mussel Tissue - Total PCDD/F TEQ (Fish)	ng/kg	6.4	Lowest of Oregon DEQ 2,3,7,8-TCDD values protective of fish, shellfish, and other aquatic organisms [Table A-4]
Fish & Mussel Tissue - Total PCDD/F TEQ (Mammal)	ng/kg	0.58	Lowest of Oregon DEQ 2,3,7,8-TCDD values protective of mammals consuming fish/shellfish [Table A-3]
Fish & Mussel Tissue - PCB-TEQ (Bird)	ng/kg	8	Lowest of Oregon DEQ 2,3,7,8-TCDD values protective of birds consuming fish/shellfish [Table A-3]
Fish & Mussel Tissue - PCB-TEQ (Fish)	ng/kg	6.4	Lowest of Oregon DEQ 2,3,7,8-TCDD values protective of fish, shellfish, and other aquatic organisms [Table A-4]
Fish & Mussel Tissue - PCB-TEQ (Mammal)	ng/kg	0.58	Lowest of Oregon DEQ 2,3,7,8-TCDD values protective of mammals consuming fish/shellfish [Table A-3]

Notes:
DEQ – Department of Environmental Quality
ng/g – nanograms per gram
ng/kg – nanograms per kilogram
PCBs – polychlorinated biphenyls
PCDD/F - polychlorinated dibenzodioxins/furans
pg/L – picograms per liter
RSL – Regional Screening Level
SWQS – Surface Water Quality Standard
TCDD – tetrachlorodibenzo(p)dioxin
TEQ - toxic equivalency
µg/L – micrograms per liter
USEPA – United States Environmental Protection Agency

Total PCB congeners in Phase 2 reach floodplain soil, depositional area floodplain soil (Phase 1 reach), low-flow surface water, high-flow surface water, mussel tissue, Phase 2 reach sediment, and Pine Tree Brook sediment are depicted on **Figures 8, 9, 11, 12, 13, 14,** and **15**, respectively.

On **Figures 8** and **9**, PCB results for soil that were not detected above the reported detection limit are depicted by gray symbols, results less than 1 mg/kg are depicted by blue symbols, results greater than or equal to 1 mg/kg and less than 10 mg/kg are depicted by green symbols, results greater than or equal to 10 mg/kg and less than 50 mg/kg are depicted by yellow symbols, and results greater than or equal to 50 mg/kg are depicted by red symbols, as requested by USEPA.

On **Figures 14** and **15**, PCB results for sediment below the 25th percentile, between the 25th and 50th percentile, between the 50th and 75th percentile, and above the 75th percentile are depicted by blue, green, yellow, and red symbols, respectively. The percentiles were calculated using results from within the Phase 2 reach and were used in the legend to show the spatial distribution in concentrations.

On the surface water and mussel tissue figures (**Figures 11**, **12**, and **13**), PCB results are presented as concentrations.

5.2 Floodplain Soil Analytical Results

Total PCB congeners for the Phase 2 reach and depositional area (Phase 1 reach) are depicted on **Figure 8** and **Figure 9,** respectively. PCB results for soil that were not detected above the reported detection limit are depicted on the figures by gray symbols, results less than 1 mg/kg are depicted by blue symbols, results greater than or equal to 1 mg/kg and less than 10 mg/kg are depicted by green symbols, results greater than or equal to 10 mg/kg and less than 50 mg/kg are depicted by yellow symbols, and results greater than or equal to 50 mg/kg are depicted by red symbols as requested by USEPA.

Validated floodplain soil analytical results are presented in **Tables 12** and **13** for the Phase 2 reach and depositional area (Phase 1 reach), respectively. Summary statistics of the validated results including the number of samples, number of detections, and minimum, maximum, and average detected values are presented in **Tables 14** and **15** for the Phase 2 reach and depositional area, respectively. As noted above, not all samples were analyzed for all constituents as a result of sample mass limitations. **Table 12** presents the analytical results for the 498 floodplain soil samples (including 25 field duplicates) from the Phase 2 reach and **Table 14** includes summary statistics for the samples. **Table 14** indicates that detections in floodplain soil in the Phase 2 reach include all PCDD/Fs, all PCB congeners except one (PCB-186), all metals, 33 of the 54 VOCs that were analyzed, and 32 of the 69 SVOCs that were analyzed. Based on a comparison of the results with the human health and ecological PALs, the following observations are made:

- PCDD/Fs: Of the 17 PCDD/Fs congeners analyzed, 13 were detected above their respective human health PALs and 15 were detected above their respective ecological PALs. The congener with the most exceedances of its human health PAL was 1,2,3,4,6,7,8-HpCDD; 280 out of 497 samples exceeded the human health PAL. The congener with the most exceedances of its ecological PAL was 2,3,4,7,8-PeCDF; 317 out of 497 samples exceeded the ecological PAL. The PCDD/F congener with the highest toxicity, 2,3,7,8-TCDD, was detected above the human health and ecological PAL in 42 and 79 out of 497 samples, respectively.
- PCB Congeners: The concentration of total PCB congeners (calculated as the sum of detected congeners) exceeded its human health and ecological PAL in 426 and 450 out of 497 samples, respectively.
- Metals: Of the 23 metals analyzed, 13 were detected above their respective human health PALs and 15 were detected above their respective ecological PALs. The metals with the most exceedances of their human health PALs were chromium and arsenic; 492 and 481 out of 492 samples exceeded the human health PALs for these metals, respectively. The metals with the most exceedances of their ecological PALs were vanadium, lead, and mercury; 462, 431, and 431 out of 492 samples exceeded the ecological PALs for these metals, respectively.
- SVOCs: Of the 69 SVOCs analyzed, seven PAHs and three non-PAHs were detected above their respective human health PALs and 14 PAHs and nine non-PAHs were detected above their respective ecological PALs. The SVOC with the most exceedances of its human health PAL was benzo(a)pyrene; 205 out of 487 samples exceeded the human health PAL for this SVOC. The SVOC with the most exceedances of its ecological PAL was bis(2-ethylhexyl) phthalate; 159 out of 487 samples exceeded the ecological PAL for this SVOC.
- VOCs: Of the 54 VOCs analyzed, one was detected above its respective human health PAL and 12 were detected above their respective ecological PALs. The only VOC detected above its human health PAL was 1,2-dibromo-3-chloropropane, which was only detected in one out of 476 samples. The VOC with the most exceedances of its ecological PAL was carbon disulfide; four out of 476 samples exceeded the ecological PAL for this VOC.

Table 13 shows the analytical results for the seven floodplain soil samples (including one field duplicate) from the depositional area upstream of Dana Avenue and **Table 15** includes summary statistics for the samples. **Table 15** indicates that detections in floodplain soil in the depositional area include all PCDD/Fs except 1,2,3,7,8,9-HxCDF and 2,3,7,8-TCDD, all PCB congeners except 15 (PCB-14, 36, 62, 65, 76, 111/117, 155, 161, 165, 169, 181, 184, 186, 188, 204), all metals except beryllium, cadmium, and selenium, three of the 54 VOCs that were analyzed, and 26 of the 69 SVOCs that were analyzed. Based on a comparison of the results with the human health and ecological PALs, the following observations are made:

- PCDD/Fs: Of the 17 PCDD/Fs congeners analyzed, only 2,3,4,7,8-PeCDF was detected above its respective human health and ecological PAL. Two out of seven samples exceeded the human health PAL for 2,3,4,7,8-PeCDF. Six out of seven samples exceeded the ecological PAL for 2,3,4,7,8-PeCDF. The congener 2,3,7,8-TCDD was not detected in any of the samples.
- PCB Congeners: The concentration of total PCB congeners (calculated as the sum of detected congeners) exceeded its human health and ecological PAL in all seven samples.
- Metals: Of the 23 metals analyzed, six were detected above their respective human health PALs and eight were detected above their respective ecological PALs. The metals with the most exceedances of their human health PALs were arsenic, total chromium, and iron; seven out of seven samples exceeded the human health PAL for each of these metals. The metals with the most exceedances of their ecological PALs were lead, copper, manganese, and zinc; seven, six, six, and six out of seven samples exceeded the ecological PAL for these metals, respectively.
- SVOCs: Of the 69 SVOCs analyzed, six PAHs and two non-PAHs were detected above their respective human health PALs and 10 PAHs and six non-PAHs were detected above their respective ecological PALs. The SVOC with the most exceedances of its human health PAL was benzo(a)pyrene; six out of seven samples exceeded the human

health PAL for this SVOC. The SVOCs with the most exceedances of their ecological PAL were carbazole and fluoranthene; five out of seven samples exceeded the ecological PAL for each of these SVOCs.

- VOCs: Of the VOCs analyzed, none were detected above their respective human health or ecological PALs.

Figure 10 depicts total PCBs congeners in floodplain soil in the Phase 2 reach, light detection and ranging (LiDAR) data, and the distance of a location from the edge of the 100-year floodplain and ordinary high-water mark (OHWM) if the location falls beyond one or more of these features. The LiDAR data were collected by USEPA in March 2023, the edge of the 100-year floodplain was based on Federal Emergency Management Agency (FEMA) data, where available, and the OHWM was flagged by AECOM as part of the ecological evaluations that were conducted in August and December 2024. Additional information on the LiDAR data can be found in the Site Reconnaissance Summary (AECOM, 2023b) for the Phase 1 investigation. Additional information on the OHWM flags can be found in the Phase 2 Site Reconnaissance Summary (AECOM, 2024e), which was submitted in draft format to USEPA on December 16, 2024.

5.3 Low-Flow Surface Water Analytical Results

Total PCB congeners concentrations for low-flow surface water are depicted on **Figure 11.** Validated low-flow surface water analytical results are presented in **Table 16**. Summary statistics of the validated results including the number of samples, number of detections, and minimum, maximum, and average detected values are presented in **Table 18**. **Table 16** presents the analytical results for the six filtered (including one duplicate) and six total fraction low-flow surface water samples (including one duplicate). **Table 18** indicates that of the chemical parameters analyzed for in the low-flow surface water samples, detections include four of the 17 PCDD/F congeners, two of eight PCDD/F homolog sums, 91 individual or co-eluting PCB congeners, eight of 10 PCB homolog sums, 17 and 15 of the 23 metals in total fraction and filtered samples, respectively, and 3 of the 54 VOCs. TCL pesticides and total cyanide were not detected in any of the samples. Based on a comparison of the results with the human health and ecological PALs, the following observations are made:

- PCDD/Fs: Of the 17 PCDD/F congeners analyzed, one was detected above its respective human health PAL and three were detected above their respective ecological PALs. The PCDD/F congener 1,2,3,4,6,7,8-heptachlorodibenzo-p-dioxin exceeded its human health PAL in one of six samples. The three PCDD/F congeners that exceeded their respective ecological PALs, exceeded the PAL in one of six samples; these congeners were 1,2,3,4,6,7,8-heptachlorodibenzofuran, 1,2,3,4,6,7,8-heptachlorodibenzo-p-dioxin, and octachlorodibenzo-p-dioxin. The most toxic of all PCDD/F congeners, 2,3,7,8-TCDD, was not detected in any of the six samples.
- PCDD/F TEQ: Total TCDD/F TEQ (mammal) was above its respective human health and ecological PAL in three of six samples and four of six samples, respectively.
- PCB Congeners: Total PCB congeners were detected above both the human health PAL and ecological PAL in five of six samples. No PCB congeners were detected in the sample collected in Pine Tree Brook (24B-0004-ASL).
- PCB TEQ: Total PCB TEQ (mammal) was above its respective human health and ecological PAL in three of six samples and five of six samples, respectively.
- Total Metals: Of the 23 metals analyzed, five were detected above their respective human health PALs and six were detected above their respective ecological PALs. The metal responsible for the most exceedances of its human health PAL was manganese; all six samples exceeded the human health PAL for this metal. The metals responsible for the most exceedances of their ecological PALs were lead, manganese, and zinc; lead and zinc exceeded their ecological PALs in all six samples and manganese exceeded its ecological PAL in five of the six samples.
- Dissolved Metals: Of the 23 filtered metals analyzed, three were detected above their respective human health PALs and four were detected above their respective ecological PALs. The metal responsible for the most exceedances of its human health PAL was manganese; five of six samples exceeded the human health PAL for this metal. The metals responsible for the most exceedances of their ecological PALs were manganese and zinc; four and five of the six samples exceeded the ecological PAL for these metals, respectively.
- VOCs: Of the 54 VOCs analyzed, only three were detected and none were detected above their respective human health or ecological PALs.
- TCL Pesticides: TCL pesticides were not detected above the reported detection limit.
- Total Cyanide: Total cyanide was not detected above the reported detection limit.

5.4 High-Flow Surface Water Analytical Results

Total PCB congeners concentrations for high-flow surface water are depicted on **Figure 12**. Validated high-flow surface water analytical results are presented in **Table 17** and summary statistics of the validated results are provided in **Table 19**. **Table 17** shows the analytical results for the five filtered (including one duplicate) and five total fraction high-flow surface water samples (including one duplicate). **Table 19** indicates that of the chemical parameters analyzed in the high-flow surface water samples, detections include all of the 17 PCDD/F congeners, three of eight PCDD/F homolog sums, all 162 individual or co-eluting PCB congeners, all 10 PCB homolog sums, 14 metals in the total fraction and 14 metals in the filtered fraction of the 23 metals , and cyanide. TCL pesticides and TCL VOCs were not detected in any of the samples. Based on a comparison of the results with the human health and ecological PALs, the following observations are made:

- PCDD/Fs: Of the 17 PCDD/F congeners analyzed, one was detected above its respective human health PAL and three were detected above their respective ecological PALs. The PCDD/F congener 1,2,3,4,6,7,8-heptachlorodibenzofuran exceeded its human health PAL in two of five samples. The three PCDD/F congeners that exceeded their respective ecological PALs were 1,2,3,4,6,7,8-heptachlorodibenzofuran, octachlorodibenzofuran, and octachlorodibenzo-p-dioxin; four, one, and four out of five samples exceeded the PALs for these PCDD/F congeners, respectively. The most toxic of all PCDD/F congeners, 2,3,7,8-TCDD, was not detected in any of the five samples.
- PCDD/F TEQ: Total PCDD/F TEQ (mammal) was above its respective human health and ecological PAL in four of five samples.
- PCB Congeners: Total PCB congeners were detected above the human health PAL in all five samples. Total PCB congeners were not detected above the ecological PAL.
- PCB TEQ: PCB TEQ (mammal) was above its respective human health and ecological PAL in three of five samples and four of five samples, respectively.
- Total Metals: Of the 23 metals analyzed, three were detected above their respective human health PALs and six were detected above their respective ecological PALs. The metals responsible for the most exceedances of their human health PALs were arsenic and manganese; all five samples exceeded the human health PAL for both of these metals. The metals responsible for the most exceedances of their ecological PALs were aluminum, copper, lead, manganese, and zinc; all five samples exceeded the ecological PAL for these five metals.
- Dissolved Metals: Of the 23 filtered metals analyzed, two were detected above their respective human health PALs and four were detected above their respective ecological PALs. All five samples exceeded the human health PAL for both arsenic and manganese. The metals responsible for the most exceedances of their ecological PALs were lead, manganese, and zinc; all five samples exceeded the ecological PAL for these three metals.
- VOCs: VOCs were not detected above the reported detection limit.
- TCL Pesticides: TCL pesticides were not detected above the reported detection limit.
- Total Cyanide: Total cyanide was detected in three of five samples; all three detections were above its human health PAL and ecological PAL.

As depicted on the figures, total PCBs congeners were higher in surface water during low-flow conditions than high-flow conditions. During low-flow conditions surface water collected from the four stations within the Lower Neponset River had total PCB congener concentrations ranging from 42 nanograms per liter (ng/L) to 86 ng/L and PCB congeners were not detected in surface water from Pine Tree Brook (24B-0004-ASL). During high-flow conditions surface water collected from the three stations within the Lower Neponset River had total PCB congener concentrations ranging from 4.8 ng/L to 10 ng/L and total PCB congeners were detected in surface water from Pine Tree Brook (24B-0004-ASL) at a relatively low concentration of 0.27 ng/L.

5.5 Mussel Tissue Analytical Results

Total PCB congener concentrations for mussel tissue are depicted on **Figure 13**. Validated mussel sample analytical results are presented in **Tables 20** and **21** for the time 0 ‘pre-deployment’ and site samples, respectively. The tables include homolog group sums for PCDD/Fs and PCB congeners, total PCB congeners, total PAHs, total HMW PAHs, and total LMW PAHs. TEQs were also calculated for PCDD/Fs and PCB congeners. TEQ calculation details can be found in the notes in **Tables 20** and **21**.

Tables 22 and **23** compare the PCDD/F TEQs, PCB TEQs, total PCB congeners, mercury, methyl mercury, individual pesticides, individual metals (excluding essential nutrients), and individual PAH concentrations to the ecological PALs for the time 0 'pre-deployment' and Site samples, respectively. **Tables 24** and **25** present summary statistics of the validated results including the number of samples, number of detections, and minimum, maximum, and average detected values for results from the Phase 1 and Phase 2 reaches, respectively. **Tables 26** and **27** summarize the number of PCDD/F TEQs, PCB TEQs, total PCB congeners, mercury, methyl mercury, individual pesticides, individual metals (excluding essential nutrients), and individual PAHs that exceed the PALs, where available, for results from the Phase 1 and Phase 2 reaches, respectively.

Table 20 shows the analytical results for the time 0 'pre-deployment' sample. The table indicates that detections in the time 0 'pre-deployment' sample include three of the 17 PCDD/Fs that were analyzed, 91 of the 173 PCB congeners that were analyzed, 10 of the 22 metals that were analyzed, mercury, methyl mercury, and three of the 20 pesticides that were analyzed. PAHs were not detected. Based on a comparison of the results with the ecological PALs in **Table 22**, all concentrations were below the PALs.

Table 21 shows the analytical results for the samples from the cages that were deployed in the Phase 1 and 2 reaches. In the Phase 1 reach, replicate cages were deployed at three locations, resulting in six mussel tissue samples. In the Phase 2 reach, replicate cages were deployed at five locations, resulting in 11 mussel tissue samples (including one duplicate).

5.5.1 Phase 1 Reach Mussel Tissue

Table 24 presents summary statistics for the mussel tissue results from the Phase 1 reach. **Table 24** indicates that detections in the samples from the Phase 1 reach include all PCDD/Fs except four, 164 of the 173 PCB congeners that were analyzed, 14 of the 22 metals that were analyzed, mercury, methyl mercury, three of the 17 PAHs that were analyzed, and four of the 20 pesticides that were analyzed. The results from the Phase 1 reach are compared with the ecological PALs in **Table 23** and summarized in **Table 26** (note that PALs are not available for all analytes). Based on a comparison of the Phase 1 results with ecological PALs, the following observations are made:

- PCDD/F TEQ: Of the three PCDD/Fs TEQs that were calculated, only total PCDD/F TEQ (mammal) was above its ecological PAL; one of six samples slightly exceeded the ecological PAL for total PCDD/F TEQ (mammal).
- PCB TEQ: Of the three PCB TEQs that were calculated, PCB-TEQ (bird) and PCB-TEQ (mammal) were above their respective ecological PALs in all six samples.
- Total PCB Congeners: Total PCB Congeners were detected above the ecological PAL in all six samples.
- Metals: Of the 20 metals analyzed, three were detected above their respective ecological PALs. These three metals were cadmium, lead, and selenium; four, five, and six of six samples exceeded their ecological PAL, respectively.
- Mercury: Mercury and methyl mercury were detected in all six samples but were below their respective ecological PALs.
- PAHs: Of the 17 PAHs analyzed, none were detected above their respective ecological PALs.
- TCL Pesticides: Of the 20 pesticides analyzed, none were detected above their respective ecological PALs.

5.5.2 Phase 2 Reach Mussel Tissue

Table 25 presents summary statistics for the mussel tissue results from the Phase 2 reach. **Table 25** indicates that detections in the samples from the Phase 2 reach include all PCDD/Fs except five, 161 of the 173 PCB congeners that were analyzed, 13 of 22 metals that were analyzed, mercury, methyl mercury, one of the 17 PAHs that were analyzed, and four of the 20 pesticides that were analyzed. The results from the Phase 2 reach are compared with the ecological PALs in **Table 23** and summarized in **Table 27**. Based on a comparison of the Phase 2 results with ecological PALs, the following observations are made:

- PCDD/F TEQ: Of the three PCDD/F TEQs that were calculated, none were detected above their respective ecological PALs.
- PCB TEQ: Of the three PCB TEQs that were calculated, PCB-TEQ (bird) and PCB-TEQ (mammal) were above their respective ecological PALs; 11 and 10 out of 11 samples exceeded the ecological PAL for PCB-TEQ (bird) and PCB-TEQ (mammal), respectively.
- Total PCB Congeners: Total PCB Congeners were detected above the ecological PAL in 11 of 11 samples.

- Metals: Of the 20 metals analyzed, three were detected above their respective ecological PALs. These three metals were cadmium, lead, and selenium; two, ten, and nine of 11 samples exceeded the ecological PAL, respectively.
- Mercury: Mercury was detected above its ecological PAL in two of six samples.
- PAHs: Of the 17 PAHs analyzed, only indeno(1,2,3-cd)pyrene was detected; a PAL is not available for the single detection of indeno(1,2,3-cd)pyrene.
- TCL Pesticides: Of the 20 pesticides analyzed, none were detected above their respective ecological PALs.

5.6 Sediment Analytical Results

Total PCB congeners for sediment in the Phase 2 reach and in Pine Tree Brook are depicted on **Figures 14** and **Figure 15**, respectively. PCB results for sediment below the 25th percentile, between the 25th and 50th percentile, between the 50th and 75th percentile, and above the 75th percentile are depicted on the figures by blue, green, yellow, and red symbols, respectively. The percentiles were calculated using results from within the Phase 2 reach and were used in the legend to show the spatial distribution in concentrations.

Validated sediment sampling analytical results are presented for the Phase 2 reach and Pine Tree Brook in **Tables 28** and **29**, respectively. Summary statistics of the validated results including the number of samples, number of detections, and minimum, maximum, and average detected values are provided in **Tables 30** and **31** for the Phase 2 reach and Pine Tree Brook, respectively. As noted above, not all samples were analyzed for all constituents as a result of sample mass limitations. **Table 28** shows the analytical results for the 303 sediment samples (including 16 field duplicates) from the Phase 2 reach and **Table 30** includes summary statistics for the samples.

Table 30 indicates that detections in sediment in the Phase 2 reach include all PCB congeners except PCB-076, all PCDD/F congeners except 1,2,3,7,8,9-HxCDF, all metals, 29 of the 69 SVOCs that were analyzed, 23 of the 54 VOCs that were analyzed, and TOC. Based on a comparison of the results with the human health and ecological PALs, the following observations are made:

- PCDD/Fs: Of the 17 PCDD/Fs congeners analyzed, 13 were detected above their respective human health PALs and 16 were detected above their respective ecological PALs. The congener with the most exceedances of its human health PAL was 1,2,3,4,6,7,8-HpCDD; 191 of 303 samples exceeded the human health PAL. The congener with the most exceedances of its ecological PAL was 2,3,4,7,8-PeCDF; 280 of 303 samples exceeded the ecological PAL. The PCDD/F congener with the highest toxicity, 2,3,7,8-TCDD, was detected above the human health and ecological PAL in 28 and 186 of 303 samples, respectively.
- PCB Congeners: The concentration of total PCB congeners (calculated as the sum of detected congeners) exceeded its human health PAL and ecological PAL in 292 and 303 of 303 samples, respectively.
- Metals: Of the 23 metals analyzed, 13 were detected above their respective human health PALs and 13 were detected above their respective ecological PALs. The metals with the most exceedances of their human health PALs were total chromium (human health PAL for hexavalent chromium was used to evaluate total chromium as a screening-level approach), arsenic, iron, and cobalt; 293, 289, 287, and 274 of 293 samples exceeded the human health PALs for these metals, respectively. The metals with the most exceedances of their ecological PALs were barium, lead, and mercury; 277, 246, and 211 of 293 samples exceeded the ecological PALs for these metals, respectively.
- SVOCs: Of the 69 SVOCs analyzed, four PAHs and one non-PAH were detected above their respective human health PALs and 17 PAHs and 9 non-PAHs were detected above their respective ecological PALs. The SVOC with the most exceedances of its human health PAL was benzo(a)pyrene; 85 of 289 samples exceeded the human health PAL for this SVOC. The SVOCs with the most exceedances of their ecological PALs were benzo(a)anthracene and pyrene; 127 and 125 of 289 samples exceeded the ecological PALs for these SVOCs, respectively.
- VOCs: Of the 54 VOCs analyzed, none were detected above their respective human health PALs and two were detected above their respective ecological PALs. The two VOCs that exceeded their ecological PALs were acetone and toluene; 37 and 7 of 286 samples exceeded the ecological PALs for these VOCs, respectively.

Table 29 shows the analytical results for the 10 sediment samples from Pine Tree Brook and **Table 31** includes summary statistics for the samples. **Table 31** indicates that detections in sediment in Pine Tree Brook include 48 of the 167 PCB congeners that were analyzed, all PCDD/Fs congeners, 19 of the 23 metals that were analyzed, 12 of the 69 SVOCs that were

analyzed, two of the 54 VOCs that were analyzed, and TOC. Based on a comparison of the results with the human health and ecological PALs, the following observations are made:

- PCDD/Fs: Of the 17 PCDD/Fs congeners analyzed, one was detected above its respective human health PAL and six were detected above their respective ecological PALs. 1,2,3,4,6,7,8-HpCDD was the only congener detected above its respective human health PAL; one of 10 samples exceeded the human health PAL. The PCDD/F congener with the most exceedances of its ecological PAL was 2,3,4,7,8-PeCDF; five of 10 samples exceeded the ecological PAL. The PCDD/F congener with the highest toxicity, 2,3,7,8-TCDD, was detected in one of the 10 samples, but did not exceed its human health or ecological PAL.
- PCB Congeners: The concentration of total PCB congeners (calculated as the sum of detected congeners) exceeded its human health PAL and ecological PAL in one and seven of 10 samples, respectively.
- Metals: Of the 23 metals analyzed, five were detected above their respective human health PALs and four were detected above their respective ecological PALs. The metals with the most exceedances of their human health PALs were arsenic and total chromium (human health PAL for hexavalent chromium was used to evaluate total chromium as a screening-level approach; all 10 samples exceeded the human health PAL for each of these metals. The metals with the most exceedances of their ecological PALs were barium and lead; five of 10 samples exceeded the ecological PAL for each of these metals.
- SVOCs: Of the 69 SVOCs analyzed, none were detected above their respective human health PALs and six PAHs were detected above their respective ecological PALs. The SVOCs with the most exceedances of their ecological PALs were benzo(a)anthracene and benzo(b)fluoranthene; two of 10 samples exceeded the ecological PAL for each of these SVOCs.
- VOCs: Of the 54 VOCs analyzed, none were detected above their respective human health or ecological PALs.

The sediment data will also be incorporated into a 3-dimensional (3-D) visualization along with the bathymetry data. The bathymetry survey for the Phase 2 reach was conducted in August 2025 and is pending data gap evaluation. Once the bathymetric data have been processed, the 3-D visualization will be completed and provided to USEPA as a separate deliverable.

5.7 Fish Tissue Analytical Results

Figures were not generated for the fish tissue results because fish were collected in both the Phase 1 and 2 reaches and the typical home ranges of the target species comprise most of the area of each reach. Validated fish sample analytical results are presented in **Table 32**. Concentrations of PCDD/F TEQ (mammal), PCB TEQ (mammal), mercury, methyl mercury, individual pesticides, and individual metals (excluding essential nutrients) in fillet samples compared to the human health PALs are presented in **Table 33**. Calculated whole-body concentrations compared to ecological PALs for the same set of parameters are presented in **Table 34**, in addition to PCDD/F TEQ (fish), PCDD/F TEQ (bird), PCB TEQ (fish), and PCB TEQ (bird).

Tables 35, 36, 37, and **38** present summary statistics for brown bullhead by reach and tissue type (fillet and whole-body) including the number of samples, number of detections, and minimum, maximum, and average detected values. **Tables 39, 40, 41,** and **42** present summary statistics for white sucker by reach and tissue type (fillet and whole-body). **Tables 43, 44, 45,** and **46** summarize the number of PCDD/F TEQs, PCB TEQs, total PCB congeners, mercury, methyl mercury, individual pesticides, and individual metals (excluding essential nutrients) that are above PALs for brown bullhead by reach and tissue type (fillet and whole-body). **Tables 47, 48, 49,** and **50** summarize the numbers of concentrations that are above PALs for white sucker by reach and tissue type (fillet and whole-body) for the same set of parameters. The following sections discuss the results by fish type, reach, and tissue type (fillet and whole-body).

5.7.1 Fillet Concentrations in Phase 1 Reach – Brown Bullhead

Table 35 summarizes the fillet concentrations of brown bullhead from the Phase 1 reach. The table indicates that detections include two of the 17 PCDD/Fs congeners that were analyzed, 143 of the 166 PCB congeners that were analyzed, 6 of the 20 pesticides that were analyzed, two of the 22 metals that were analyzed, mercury, and methyl mercury. The results are compared with the human health PALs in **Table 33** and summarized in **Table 43**. Based on a comparison of the results with the human health PALs, the following observations are made:

- PCDD/F TEQ (Mammal): Total PCDD/F TEQ (mammal) was detected above the human health PAL in one of eight samples.

- PCB TEQ (Mammal): Total PCB TEQ (mammal) was detected above the human health PAL in all eight samples.
- PCB Congeners: Total PCB congeners were detected above the human health PAL in all eight samples.
- TCL Pesticides: Of the 20 pesticides analyzed, none were detected above their respective human health PALs.
- TAL Metals: Of the 18 metals that were compared to the human health PALs, only zinc and potassium were detected, and all detections were below the human health PAL.
- Mercury: Mercury and methyl mercury were detected above their respective human health PALs in all six samples.

5.7.2 Calculated Whole-Body Concentrations in Phase 1 Reach – Brown Bullhead

Table 36 summarizes the calculated whole-body concentrations of brown bullhead from the Phase 1 reach. The table indicates that detections include eight of the 17 PCDD/F congeners that were analyzed, 146 of 166 PCB congeners that were analyzed, seven of the 20 pesticides that were analyzed, five of the 22 metals that were analyzed, mercury, and methyl mercury. The results are compared with the ecological PALs in **Table 34** and summarized in **Table 44**. Based on a comparison of the results with the ecological PALs, the following observations are made:

- PCDD/F TEQ: Of the three PCDD/F TEQs that were calculated, only total PCDD/F TEQ (mammal) was above its ecological PAL; three of eight samples had a PCDD/F TEQ (mammal) concentration above the PAL.
- PCB TEQ: Of the three PCB TEQs that were calculated, two were above their respective ecological PAL in one or more samples; seven and eight out of eight samples exceeded the ecological PAL for PCB TEQ (bird) and PCB TEQ (mammal), respectively.
- PCB Congeners: Total PCB congeners were detected above the ecological PAL in all eight samples.
- TCL Pesticides: Of the 20 pesticides analyzed for, p,p'-DDE (4,4'-DDE) was the only pesticide detected above its respective ecological PAL; four of eight samples had p,p'-DDE (4,4'-DDE) concentrations above the PAL.
- TAL Metals: Of the 18 metals that were compared to the ecological PALs, none were detected above their respective PALs.
- Mercury: Mercury and methyl mercury were detected above their respective ecological PALs in all eight samples.

5.7.3 Fillet Concentrations in Phase 2 Reach – Brown Bullhead

Table 37 summarizes the fillet samples of brown bullhead from the Phase 2 reach. The table indicates that detections include five of the 17 PCDD/F congeners that were analyzed, 147 of the 166 PCB congeners that were analyzed, seven of the 20 pesticides that were analyzed, two of the 22 metals that were analyzed, mercury, and methyl mercury. The results are compared with the human health PALs in **Table 33** and summarized in **Table 45**. Based on a comparison of the results with the human health PALs, the following observations are made:

- PCDD/F TEQ (Mammal): Total PCDD/F TEQ (Mammal) was detected above the human health PAL in one of nine samples.
- PCB TEQ (Mammal): Total PCB TEQ (mammal) was detected above the human health PAL in all nine samples.
- PCB Congeners: Total PCB congeners were detected above the human health PAL in all nine samples.
- TCL Pesticides: Of the 20 pesticides analyzed, dieldrin was the only pesticide detected above its respective human health PAL; one of nine samples had a dieldrin concentration above the PAL.
- TAL Metals: Of the 18 metals that were compared to the human health PALs, only zinc was detected and detections were below the PAL.
- Mercury: Mercury and methyl mercury were detected above their respective human health PALs in all three samples.

5.7.4 Calculated Whole-Body Concentrations in Phase 2 Reach – Brown Bullhead

Table 38 summarizes the calculated whole-body concentrations of brown bullhead from the Phase 2 reach. The table indicates that detections include 10 of the 17 PCDD/F congeners that were analyzed, 155 of the 166 PCB congeners that were analyzed, seven of the 20 pesticides that were analyzed, 9 of the 22 metals that were analyzed, mercury, and methyl mercury. The results

are compared with the ecological PALs in **Table 34** and summarized in **Table 46**. Based on a comparison of the results with the ecological PALs, the following observations are made:

- PCDD/F TEQ: Of the three PCDD/F TEQs that were calculated, only PCDD/F TEQ (mammal) was above its ecological PAL; one of nine samples had a PCDD/F TEQ (mammal) concentration above the PAL.
- PCB TEQ: Of the three PCB TEQs that were calculated, two were above their respective ecological PAL in one or more samples; six and nine of nine samples exceeded the ecological PAL for PCB TEQ (bird) and PCB TEQ (mammal), respectively.
- PCB Congeners: Total PCB congeners were detected above the ecological PAL in all nine samples.
- TCL Pesticides: Of the 20 pesticides analyzed, none were detected above their respective ecological PALs.
- TAL Metals: Of the 18 metals that were compared to the ecological PALs, only lead was detected above the PAL; one of nine samples had a lead concentration above the PAL.
- Mercury: Mercury and methyl mercury were detected above their respective ecological PALs in nine and eight of nine samples, respectively.

5.7.5 Fillet Concentrations in Phase 1 Reach – White Sucker

Table 39 summarizes the fillet samples of white sucker from the Phase 1 reach. The table indicates that detections include nine of the 17 PCDD/F congeners that were analyzed, 150 of the 166 PCB congeners that were analyzed, seven of the 20 pesticides that were analyzed, three of the 22 metals that were analyzed, mercury, and methyl mercury. The results are compared with the human health PALs in **Table 33** and summarized in **Table 47**. Based on a comparison of the results with the human health PALs, the following observations are made:

- PCDD/F TEQ (Mammal): Total PCDD/F TEQ (mammal) was detected above the human health PAL in all eight samples.
- PCB TEQ (Mammal): Total PCB TEQ (mammal) was detected above the human health PAL in all eight samples.
- PCB Congeners: Total PCB congeners were detected above the human health PAL in all eight samples.
- TCL Pesticides: Of the 20 pesticides analyzed, dieldrin, p,p'-DDD (4,4'-DDD), and p,p'-DDE (4,4'-DDE) were the only pesticides detected above their respective human health PALs; seven, one, and eight of eight samples had dieldrin, p,p'-DDD (4,4'-DDD), and p,p'-DDE (4,4'-DDE) concentrations above the PALs, respectively.
- TAL Metals: Of the 17 metals that were compared to the human health PALs, only zinc was detected, and detections were below the PAL.
- Mercury: Mercury and methyl mercury were detected above their respective human health PALs in all eight samples.

5.7.6 Calculated Whole-Body Concentrations in Phase 1 Reach – White Sucker

Table 40 summarizes the calculated whole-body concentrations of white sucker from the Phase 1 reach. The table indicates that detections include 14 of the 17 PCDD/F congeners that were analyzed, 152 of the 166 PCB congeners, 7 of 20 pesticides that were analyzed, eight of the 22 metals that were analyzed, mercury, and methyl mercury. The results are compared with the ecological PALs in **Table 34** and summarized in **Table 48**. Based on a comparison of the results with the ecological PALs, the following observations are made:

- PCDD/Fs TEQ: Of the three PCDD/F TEQs that were calculated, all three were above their respective ecological PAL in one or more samples; seven, four, and eight out of eight samples exceeded the ecological PAL for PCDD/F TEQ (bird), PCDD/F TEQ (fish), and PCDD/F TEQ (mammal), respectively.
- PCB TEQ: Of the three PCB TEQs that were calculated, all three were above their respective ecological PAL in one or more samples; eight, one, and eight out of eight samples exceeded the ecological PAL for PCB-TEQ (bird), PCB-TEQ (fish), and PCB-TEQ (mammal), respectively.
- PCB Congeners: Total PCB congeners were above the ecological PAL in all eight samples.
- TCL Pesticides: Of the 20 pesticides that were analyzed, p,p'-DDD (4,4'-DDD) and p,p'-DDE (4,4'-DDE) were the only pesticides that were detected above their respective ecological PALs; p,p'-DDD (4,4'-DDD) and p,p'-DDE (4,4'-DDE) were above their respective PALs in two and eight of eight samples, respectively.

- TAL Metals: Of the four metals that were compared to the ecological PALs, none were detected above their respective PALs.
- Mercury: Mercury and methyl mercury were detected above their respective ecological PALs in all eight samples.

5.7.7 Fillet Concentrations in Phase 2 Reach – White Sucker

Table 41 summarizes the fillet samples of white sucker from the Phase 2 reach. The table indicates that detections include 10 of the 17 PCDD/F congeners that were analyzed, 142 of the 166 PCB congeners that were analyzed, seven of the 20 pesticides that were analyzed, three of the 22 metals that were analyzed, mercury, and methyl mercury. The results are compared with the human health PALs in **Table 33** and summarized in **Table 49**. Based on a comparison of the results with the human health PALs, the following observations are made:

- PCDD/F TEQ (Mammal): Total PCDD/F TEQ (mammal) was detected above the human health PAL in all six samples.
- PCB TEQ (Mammal): Total PCB TEQ (mammal) was detected above the human health PAL in all six samples.
- PCB Congeners: Total PCB congeners were detected above the human health PAL in all six samples.
- TCL Pesticides: Of the 20 pesticides analyzed, dieldrin, heptachlor epoxide, p,p'-DDD (4,4'-DDD), and p,p'-DDE (4,4'-DDE) were the only pesticides detected above their respective human health PALs; six, one, two, and five of six samples had dieldrin, heptachlor epoxide, p,p'-DDD (4,4'-DDD), and p,p'-DDE (4,4'-DDE) concentrations above the PALs, respectively.
- TAL Metals: Of the 18 metals that were compared to the human health PALs, only zinc was detected and had an ecological PAL, and detections were below the PAL.
- Mercury: Mercury and methyl mercury were detected above their respective human health PALs in all six samples.

5.7.8 Calculated Whole-Body Concentrations in Phase 2 Reach – White Sucker

Table 42 summarizes the calculated whole-body concentrations for white sucker from the Phase 2 reach. The table indicates that detections include 12 of the 17 PCDD/Fs congeners that were analyzed, 145 of the 166 PCB congeners that were analyzed, seven of the 20 pesticides that were analyzed, seven of the 22 metals that were analyzed, mercury, and methyl mercury. The results are compared with the ecological PALs in **Table 34** and summarized in **Table 50**. Based on a comparison of the results with the ecological PALs, the following observations are made:

- PCDD/Fs: Of the three PCDD/F TEQs that were calculated, all three were above their respective ecological PAL in one or more samples; five, three, and six out of six samples exceeded the ecological PAL for PCDD/F TEQ (bird), PCDD/F TEQ (fish), and PCDD/F TEQ (mammal), respectively.
- PCB TEQ: Of the three PCB TEQs that were calculated, all three were above their respective ecological PAL in one or more samples; six, one, and six out of six samples exceeded the ecological PAL for PCB-TEQ (bird), PCB-TEQ (fish), and PCB-TEQ (mammal), respectively.
- PCB Congeners: Total PCB congeners were above the ecological PAL in all six samples.
- TCL Pesticides:. Of the 20 pesticides that analyzed, p,p'-DDD (4,4'-DDD) and p,p'-DDE (4,4'-DDE) were the only pesticides that were detected above their respective ecological PALs; p,p'-DDD (4,4'-DDD) and p,p'-DDE (4,4'-DDE) were above their respective PALs in three and six of six samples, respectively.
- TAL Metals: Of the four metals that were compared to the ecological PALs, none were detected above their respective PALs.
- Mercury: Mercury and methyl mercury were detected above their respective ecological PALs in all six samples.

5.8 Field Parameters

Water quality measurements (DO, ORP, pH, specific conductance, temperature and turbidity) were collected during surface water sampling, mussel cage deployment, retrieval, and checks, and fish sampling. Water quality measurements recorded during low-flow surface water sampling are presented in **Table 16**. Water quality measurements were not recorded during high-flow sampling as discussed in NC-20250510-01 (**Attachment 8**). Water quality measurements recorded during caged mussel and fish sampling are included in the field forms in **Attachment 1**.

6. Data Gaps

This section discusses potential data gaps from the Phase 1 and Phase 2 investigations with respect to the project DQOs and future phases (e.g., pre-design investigation). The DQOs for the Phase 2 investigation are presented in Section 3 of this memorandum. The DQOs for the Phase 1 investigation are presented in the Phase 1 Data Evaluation Summary Memorandum (AECOM, 2024e).

The results of the Phase 1 investigation were summarized in the Site Reconnaissance Summary Memorandum (AECOM, 2023b) and the Phase 1 Data Evaluation Summary Memorandum (AECOM, 2024e). Data collected during the Phase 1 investigation included:

- a geospatial survey completed within the Phase 1 reach;
- a historical and cultural resources survey completed within the entire 3.7-mile stretch of the Site;
- a sediment profile imaging survey completed within the Phase 1 reach;
- ecological evaluations including a wetland survey completed within the Phase 1 reach;
- analytical results and lithologic characteristics of sediment within the Phase 1 reach and reference locations in the Mother Brook and Upper Neponset River;
- sediment probing result within the Phase 1 reach;
- analytical results and lithologic characteristics of floodplain soil within the Phase 1 reach;
- analytical results and water quality measurements of surface water within the Phase 1 reach and reference locations in the Mother Brook and Upper Neponset River;
- analytical results for pore water within the Phase 1 reach; and
- water levels measured at a transducer that was located 500 feet upstream of the T&H Dam.

The results of the Phase 2 investigation are summarized in this memorandum and the Draft Phase 2 Site Reconnaissance Summary Memorandum (AECOM, 2024g). Data collected during the Phase 2 investigation included:

- floodplain soil reconnaissance, which included observations of outfalls, completed within the Phase 2 reach;
- mussel placement and fish sampling reconnaissance completed within the entire 3.7-mile stretch of the Site;
- sediment sampling reconnaissance, which included observations of outfalls and sounding depth measurements, completed within the Phase 2 reach;
- ecological evaluations including a wetland survey completed within the Phase 2 reach;
- analytical results and lithologic characteristics of floodplain soil within the Phase 2 reach and depositional area upstream of Dana Avenue within the Phase 1 reach;
- analytical results and water quality measurements of surface water during high and low-flow conditions at select locations throughout the 3.7-mile Site including at the confluence with Pine Tree Brook;
- analytical results for caged mussels that were deployed for approximately 90 days at select locations throughout the 3.7-mile Site;
- analytical results and lithologic characteristics of sediment within the Phase 2 reach and Pine Tree Brook; and
- analytical results, fish length, weight, and observations of any parasite and deformities for brown bullhead and white sucker from the Phase 1 and 2 reaches.

A bathymetry survey, water level monitoring, and pore water sampling are also being conducted as part of the Phase 2 investigation. The bathymetry survey was completed in August 2025 and is pending data gap review. Information from the survey will be included as part of a future revision to the Phase 2 Site Reconnaissance Summary Memorandum (AECOM, 2024g) once the data have been processed and evaluated. A transducer was installed in the vicinity of Blue Hill Avenue in July 2025 and remained in place until the end of November 2025 (i.e., just before freezing conditions set in). The water level data from the transducer will be submitted to USEPA as a separate deliverable once available. Pore water sampling was conducted

in October 2025 and analyses are underway; results will be submitted to USEPA as a separate deliverable. Additionally, Phase 2 investigation results will be incorporated into a future revision of the Conceptual Site Model (CSM) (AECOM, 2024f).

The data collected during the Phase 1 and 2 investigations will be used to support the comprehensive RI/FS for the 3.7-mile Site, including a risk assessment that will be conducted in the future. Based on the available Site data and current understanding of the CSM, the following potential data gaps are noted:

- The Engineering Evaluation and Cost Analysis (EE/CA) for a non-time-critical removal action (NTCRA) in the Phase 1 reach presented four removal alternatives (AECOM, 2025a). Based on the alternative that is selected, there may be data gaps in the vertical and/or horizontal extent of soil and/or sediment impacts that would need to be investigated further during the RI/FS and/or pre-design investigation.
- A data gap associated with the NTCRA is whether there is a potential for recontamination of soil and/or sediment within the Phase 1 reach from migration of groundwater following implementation of the selected remedy.
- The CSM (AECOM, 2024f) presented a discussion of the potential sources of PCB contamination, which included the Mother Brook, the Neponset River upstream of its confluence with the Mother Brook, facilities adjacent to the Site, and outfalls. There are 11 outfalls in the Phase 1 reach listed in the 2022 Boston Stormwater Management Report (Boston Water and Sewer Commission, 2023), although the exact number of outfalls and their location in the Phase 1 reach should be confirmed. The extent of upstream and adjacent sources of contamination may warrant further investigation.
- Soil samples collected in the Phase 1 reach were mostly from shallow depth intervals; additional subsurface samples may be required.
- In many areas of the Phase 2 reach, hard bottom was encountered in the riverbed and only surficial sediment grab samples were collected. Additional sampling may not be feasible or required to complete the RI/FS as the extent of contamination would be limited to the material above the hard bottom.
- Soil sampling was not possible in select locations due to lack of access and/or health and safety considerations; the extent that these locations pose concern may warrant further evaluation.
- A limited number of floodplain soil samples in the Phase 2 reach did not have sufficient mass for all target analytes; however, analyses were prioritized in accordance with the UFP-QAPP, and all samples were analyzed for the primary Site constituent PCBs. It is expected that the floodplain soil data set is sufficient for a future RI/FS and risk assessment and is not identified as a data gap.
- Surface water sampling in Pine Tree Brook was limited to one location. If Pine Tree Brook is used as a reference area during a risk assessment, additional surface water sampling may be required to more adequately characterize background surface water conditions.
- Pore water samples were collected from five locations within the Phase 1 reach; no pore water samples were collected from the Phase 2 reach. Additional pore water samples needed to calculate an exposure point concentration for use in the ecological risk assessment are currently being collected to address this data gap.
- Following processing of the brown bullhead samples, fillet issue mass for some specimens was insufficient for all target analytes. In accordance with the UFP-QAPP, analyses were prioritized, and all samples were analyzed for PCBs, as well as PCDD/DFs and pesticides. It is expected the brown bullhead fillet tissue data are sufficient for a future RI/FS and risk assessment and is not identified as a data gap.
- The target number of white sucker were not obtained in the Phase 2 reach despite significant fishing effort; however, it is expected the total number of white sucker obtained (n=14) is sufficient for a future RI/FS and risk assessment and is not identified as a data gap.

7. References

AECOM, 2023a. Quality Assurance Project Plan. Lower Neponset River Superfund Site RI/FS QAPP. Revision 1. October 2023.

AECOM, 2023b. Final Site Reconnaissance Summary Memorandum. December 2023.

AECOM, 2024a. Final Quality Assurance Project Plan Addendum 1 Revision 0. Remedial Investigation/Feasibility Study. Lower Neponset River Superfund Site. May 2024.

AECOM, 2024b. Final Quality Assurance Project Plan Addendum 1 Revision 1. Remedial Investigation/Feasibility Study. Lower Neponset River Superfund Site. June 2024.

AECOM, 2024c. Final Quality Assurance Project Plan Addendum 2 Revision 0. Remedial Investigation/Feasibility Study. Lower Neponset River Superfund Site. September 2024.

AECOM, 2024d. Final Quality Assurance Project Plan Addendum 2 Revision 1. Remedial Investigation/Feasibility Study. Lower Neponset River Superfund Site. October 2024.

AECOM, 2024e. Data Evaluation Summary Memorandum – Phase 1. November 1, 2024.

AECOM, 2024f. Conceptual Site Model of the Lower Neponset River Superfund Site. Boston, Massachusetts. November 2024 (Rev 1).

AECOM, 2024g. Phase 2 Site Reconnaissance Summary. December 16, 2024.

AECOM, 2025a. Draft Final Engineering Evaluation/Cost Analysis. Phase 1 Reach. Lower Neponset River Superfund Site. Boston, Massachusetts. April 2025.

AECOM, 2025b. Phase II Data Validation Report. Remedial Investigation/Feasibility Study. Lower Neponset River Superfund Site. October 2025.

Boston Water & Sewer Commission, 2022. Boston Water & Sewer Commission, 2022 Stormwater Management Report. February 2023.

Massachusetts Department of Environmental Protection (MassDEP), 2008. Default Fish Ingestion Rates and Exposure Assumptions for Human Health Risk Assessments. December 2008. Available at: https://www.mass.gov/doc/technical-update-default-fish-ingestion-rates-and-exposure-assumptions-for-human-health-risk/download

MassDEP, 2020. MCLs. 310 CMR 22.00. Drinking Water. Effective date October 2, 2020.

MassDEP, 2022. Surface Water Quality Standards. 310 CMR 4.00. Massachusetts Surface Water Quality Standards. Effective January 7, 2022.

Oregon Department of Environmental Quality (DEQ), 2007. Guidance for Assessing Bioaccumulative Chemicals of Concern in Sediment. Updated April 3, 2007. Available at:
https://www.oregon.gov/deq/FilterDocs/GuidanceforAssessingBioaccumulative.pdf

United States Environmental Protection Agency (USEPA), 2018. Supplemental Guidance to ERAGS: Region 4, Ecological Risk Assessment. Originally published November 1995 and updated March 2018.

USEPA, 2024a. Regional Screening Level Table. May 2024. Available at: https://www.epa.gov/risk/regional-screening-levels-rsls-generic-tables.

USEPA, 2024b. National Primary Drinking Water Regulations. Accessed on June 13, 2024. Available at:

https://www.epa.gov/ground-water-and-drinking-water/national-primary-drinking-water-regulations.

USEPA, 2024c. National Recommended Water Quality Criteria for Aquatic Life. Accessed on June 13, 2024. Available at https://www.epa.gov/wqc/national-recommended-water-quality-criteria-aquatic-life-criteria-table.

USEPA, 2024d. National Recommended Water Quality Criteria for Human Health. Accessed on June 13, 2024. Available at https://www.epa.gov/wqc/national-recommended-water-quality-criteria-human-health-

criteria-table.

USEPA, 2024e. Regional Screening Level (RSL) Calculator for Fish Tissue. May 2024. https://epa-prgs.ornl.gov/cgi-bin/chemicals/csl_search

Tables

Table 1**A**
Floodplain Soil Sampling Location Coordinates
Phase 2 Data Evaluation Summary Memorandum
Lower Neponset River
Boston, Massachusetts

Location ID	Easting (ft) (a)	Northing (ft) (a)	River Mile
Floodplain Soil Sampling Locations			
24D-0001	762460.468346	2920297.36854	2.51
24D-0002	762559.037165	2920286.70129	2.49
24D-0003	762632.036869	2920320.40148	2.47
24D-0004	762730.697071	2920331.97787	2.45
24D-0005	762839.695988	2920365.84491	2.43
24D-0006	762913.851351	2920377.30886	2.42
24D-0007	Abandoned		
24D-0008	763576.377512	2919946.6531	2.26
24D-0009	763649.652498	2919969.23656	2.25
24D-0010	763731.198872	2920002.98002	2.23
24D-0011	763801.887715	2920081.15811	2.21
24D-0012	763838.324342	2920114.69171	2.2
24D-0013	763906.629544	2920192.85901	2.18
24D-0014	763967.575795	2920259.87092	2.16
24D-0015	764061.565605	2920315.91614	2.14
24D-0016	764167.655101	2920405.38207	2.12
24D-0017	764213.671904	2920438.96109	2.11
24D-0018	764290.025388	2920483.80348	2.09
24D-0019	764358.040402	2920550.84955	2.07
24D-0020	764420.916055	2920628.99296	2.05
24D-0021	764484.545469	2920707.14009	2.03
24D-0022	764544.722346	2920807.51368	2.01
24D-0023	765033.379954	2921098.96502	1.9
24D-0024	765114.029533	2921199.43667	1.87
24D-0025	765168.752487	2921288.66495	1.85
24D-0026	765195.615979	2921377.76178	1.84
24D-0027	765230.637966	2921478.01844	1.81
24D-0028	765279.524577	2921567.21943	1.8
24D-0029	765312.560558	2921645.22434	1.78
24D-0030	765354.501307	2921734.39266	1.76
24D-0031	765407.922167	2921823.61538	1.74
24D-0032	765480.737486	2921890.68755	1.73
24D-0033	766749.552004	2922452.79283	1.41
24D-0034	766838.628208	2922419.85589	1.39
24D-0035	766943.277509	2922420.35778	1.37
24D-0036	767015.513664	2922454.06828	1.34
24D-0037	767070.356639	2922498.8167	1.33
24D-0038	767090.754707	2922587.88478	1.31
24D-0039	767098.257523	2922732.49723	1.29
24D-0040	767114.40692	2922788.18115	1.27
24D-0041	767138.996872	2922855.02691	1.26

Table 1**A**
Floodplain Soil Sampling Location Coordinates
Phase 2 Data Evaluation Summary Memorandum
Lower Neponset River
Boston, Massachusetts

Location ID	Easting (ft) (a)	Northing (ft) (a)	River Mile
24D-0042	767130.7785	2922988.44256	1.23
24D-0043	767111.770245	2923032.83626	1.22
24D-0044	767084.729921	2923088.31265	1.21
24D-0045	767046.699067	2923188.22134	1.19
24D-0046	767056.1212	2923288.35798	1.18
24D-0047	767071.939099	2923377.40409	1.16
24D-0048	767111.84498	2923466.56596	1.15
24D-0049	767178.175455	2923533.61242	1.13
24D-0050	767307.011351	2923600.9599	1.11
24D-0051	767361.472773	2923623.4647	1.11
24D-0052	767424.607388	2923623.76888	1.1
24D-0053	767554.21364	2923613.27258	1.07
24D-0054	767653.022903	2923580.38575	1.05
24D-0055	767749.221354	2923558.60796	1.04
24D-0056	767834.216924	2923536.77639	1.02
24D-0057	767950.950366	2923503.97752	1.00
24D-0058	768019.616473	2923470.94631	0.98
24D-0059	768108.998207	2923460.25827	0.96
24D-0060	768218.357537	2923427.42501	0.94
24D-0061	768306.454506	2923416.73149	0.93
24D-0062	768398.807175	2923394.93773	0.91
24D-0063	768493.646177	2923362.03518	0.89
24D-0064	768589.831123	2923329.13957	0.87
24D-0065	768688.430438	2923318.49867	0.85
24D-0066	768785.549504	2923296.72969	0.83
24D-0067	768875.245432	2923252.68233	0.82
24D-0068	768976.85828	2923242.05738	0.79
24D-1068 (b)	768971.799706	2923253.15393	0.8
24D-0069	769062.30591	2923253.59633	0.77
24D-0070	769142.13455	2923320.71448	0.74
24D-0071	769218.892467	2923387.81785	0.73
24D-0072	769273.867196	2923465.93603	0.72
24D-0073	769362.581894	2923521.9772	0.70
24D-0074	769461.527171	2923544.70511	0.68
24D-0075	769539.922918	2923578.45379	0.65
24D-0076	769624.663926	2923589.99138	0.63
24D-0077	769719.967933	2923612.7025	0.61
24D-0078	769818.638664	2923635.4306	0.60
24D-0079	769906.086805	2923691.46764	0.60
24D-0080	769997.726739	2923725.28314	0.58
24D-0081	770088.721528	2923759.09582	0.56
24D-0082	770150.043393	2923792.76233	0.51

Table 1**A**
Floodplain Soil Sampling Location Coordinates
Phase 2 Data Evaluation Summary Memorandum
Lower Neponset River
Boston, Massachusetts

Location ID	Easting (ft) (a)	Northing (ft) (a)	River Mile
24D-0083	770224.255978	2923826.4927	0.51
24D-0084	770313.719813	2923849.17743	0.49
24D-0085	770410.958243	2923871.90098	0.47
24D-0086	770509.382934	2923894.63082	0.45
24D-0087	770609.729785	2923917.37061	0.44
24D-0088	770712.211084	2923929.00015	0.42
24D-0089	770817.124485	2923918.39967	0.40
24D-0090	770923.76896	2923941.17211	0.38
24D-0091	770968.205172	2923941.39304	0.38
24D-0092	771060.739919	2923908.48955	0.36
24D-0093	771525.625335	2923844.08024	0.27
24D-0094	771609.210963	2923833.37679	0.25
24D-0095	771708.123598	2923856.11419	0.23
24D-0096	771773.751309	2923900.92786	0.21
24D-0097	Abandoned		
24D-0098	761763.889815	2920405.38462	2.65
24D-0099	761841.305428	2920427.98128	2.64
24D-0100	761939.304191	2920450.67249	2.62
24D-0101	762031.364737	2920451.09441	2.60
24D-0102	Abandoned		
24D-0103	762185.599603	2920329.46849	2.56
24D-0104	762247.687229	2920274.14749	2.55
24D-0105	762322.070278	2920218.88317	2.53
24D-0106	762409.791562	2920208.16541	2.52
24D-0107	762521.177714	2920186.43574	2.50
24D-0108	762595.973967	2920197.90163	2.48
24D-0109	762679.562227	2920220.52955	2.47
24D-0110	762776.136951	2920220.97526	2.45
24D-0111	762880.981597	2920265.94454	2.43
24D-0112	762969.518225	2920244.11144	2.40
24D-0113	763052.820904	2920211.1332	2.38
24D-0114	763124.284481	2920178.10042	2.37
24D-0115	763154.157781	2920100.39016	2.35
24D-0116	763227.113198	2920022.87966	2.33
24D-0117	763265.714983	2919956.33126	2.32
24D-0118	763624.338017	2919880.14883	2.26
24D-0119	763669.458403	2919891.4801	2.25
24D-0120	763782.69062	2919947.61377	2.23
24D-0121	763869.609986	2920003.62524	2.21
24D-0122	763947.231079	2920070.71487	2.19
24D-0123	764020.790235	2920137.7858	2.17
24D-0124	764095.371933	2920193.7405	2.15

Table 1**A**
Floodplain Soil Sampling Location Coordinates
Phase 2 Data Evaluation Summary Memorandum
Lower Neponset River
Boston, Massachusetts

Location ID	Easting (ft) (a)	Northing (ft) (a)	River Mile
24D-0125	764165.419622	2920260.79548	2.14
24D-0126	764245.806611	2920327.89907	2.12
24D-0127	764310.806265	2920383.80963	2.10
24D-0128	764375.75116	2920428.59888	2.08
24D-0129	764436.9681	2920484.49207	2.07
24D-0130	764490.480949	2920562.59177	2.05
24D-0131	764549.835167	2920629.59777	2.04
24D-0132	764610.191118	2920729.97237	2.01
24D-0133	764675.131955	2920808.12619	1.99
24D-0134	764727.486189	2920863.97852	1.98
24D-0135	764816.125757	2920953.36543	1.95
24D-0136	764879.148841	2920987.02583	1.94
24D-0137	764974.847196	2921009.71912	1.92
24D-0138	765079.178143	2921054.69602	1.90
24D-0139	765143.567754	2921110.60609	1.88
24D-0140	765180.26162	2921177.5068	1.87
24D-0141	765226.779195	2921266.69647	1.85
24D-0142	765270.463673	2921355.87286	1.83
24D-0143	765299.951327	2921422.73972	1.82
24D-0144	765342.763841	2921534.15463	1.80
24D-0145	765374.337989	2921612.15272	1.78
24D-0146	765414.182972	2921701.31123	1.76
24D-0147	765466.843755	2921779.40924	1.74
24D-0148	765535.812768	2921835.34212	1.73
24D-0149	765607.173401	2921935.77155	1.70
24D-0150	765655.778207	2921980.48702	1.69
24D-0151	765714.799721	2922058.61578	1.67
24D-0152	767169.660077	2923166.5697	1.20
24D-0153	767162.625616	2923266.62726	1.18
24D-0154	767187.090572	2923377.95756	1.15
24D-0155	767185.765303	2923433.55752	1.15
24D-0156	767225.550562	2923478.23394	1.13
24D-0157	767315.602675	2923512.03113	1.12
24D-0158	767412.259128	2923501.37542	1.10
24D-0159	767501.455774	2923490.68414	1.08
24D-0160	767598.040276	2923480.02887	1.06
24D-0161	767692.914131	2923447.1232	1.04
24D-0162	767791.93546	2923425.35924	1.02
24D-0163	767882.444597	2923414.67577	1.00
24D-0164	768011.382804	2923381.93627	0.98
24D-0165	768070.71808	2923359.98128	0.97
24D-0166	768148.059597	2923338.11376	0.95

Table 1**A**
Floodplain Soil Sampling Location Coordinates
Phase 2 Data Evaluation Summary Memorandum
Lower Neponset River
Boston, Massachusetts

Location ID	Easting (ft) (a)	Northing (ft) (a)	River Mile
24D-0167	768236.66868	2923327.42247	0.94
24D-0168	768336.28545	2923294.54246	0.92
24D-0169	768418.521511	2923272.69964	0.90
24D-0170	768609.742765	2923218.02386	0.86
24D-0171	768703.628233	2923196.23879	0.84
24D-0172	768789.678893	2923152.17334	0.82
24D-0173	768850.120329	2923107.9832	0.81
24D-0174	768891.913283	2923063.70216	0.80
24D-0175	768973.510184	2923075.22199	0.79
24D-0176	769077.350277	2923053.48708	0.78
24D-0177	769166.320879	2923076.16492	0.76
24D-0178	769252.307713	2923098.82849	0.75
24D-0179	769331.308046	2923132.57941	0.72
24D-0180	769421.178839	2923166.38392	0.71
24D-0181	769509.642446	2923222.42442	0.69
24D-0182	769608.917991	2923245.15457	0.67
24D-0183	769674.047663	2923289.95979	0.66
24D-0184	769788.753117	2923323.88786	0.64
24D-0185	769841.351136	2923379.75315	0.62
24D-0186	769909.032232	2923391.20777	0.61
24D-0187	770019.786372	2923436.2388	0.57
24D-0188	770102.6246	2923458.89003	0.56
24D-0189	770196.752529	2923503.83986	0.54
24D-0190	770327.665696	2923537.85069	0.52
24D-0191	770377.585481	2923549.21887	0.51
24D-0192	770470.638832	2923571.92196	0.49
24D-0193	770574.910578	2923572.43847	0.47
24D-0194	770649.716963	2923617.29442	0.45
24D-0195	770758.299836	2923628.95441	0.43
24D-0196	770852.133588	2923673.90547	0.41
24D-0197	770967.387016	2923674.47832	0.36
24D-0198	771064.056322	2923719.44434	0.34
24D-0199	Abandoned		
24D-0200	771256.643213	2923742.6462	0.32
24D-0201	771344.809587	2923754.20719	0.3
24D-0202	771427.156183	2923765.73945	0.29
24D-0203	771537.109123	2923744.04612	0.26
24D-0204	771815.517677	2923789.92426	0.22
24D-0205	771908.580757	2923823.75449	0.2
24D-0206	772000.072235	2923890.94105	0.17
24D-0207	772100.019481	2923835.83636	0.15
24D-0208	772193.692865	2923891.91337	0.13

Table 1**A**
Floodplain Soil Sampling Location Coordinates
Phase 2 Data Evaluation Summary Memorandum
Lower Neponset River
Boston, Massachusetts

Location ID	Easting (ft) (a)	Northing (ft) (a)	River Mile
24D-0209	772370.6052	2923881.68192	0.09
24D-0210	772466.977861	2923882.16722	0.08
24D-0211	772564.554519	2923871.53772	0.06
24D-0212	772660.720897	2923860.90151	0.04
24D-0213	772755.673755	2923861.38085	0.02
24D-0214	772851.987623	2923884.11003	0.01
24D-0215	758180.079394	2917030.66431	3.65
24D-0216	758199.074917	2917041.86944	3.65
24D-0217	758192.884338	2917030.72088	3.65
24D-0218	765669.985851	2922114.00946	1.67
24D-0219	765778.497904	2922314.70699	1.63

Notes:
(a) The horizontal datum is North American Datum 1983
Massachusetts State Plain 2001 Feet.
(b) The sample container from the CS depth interval from 24D-0068-CS
was broken when received by SGS. Another location (24D-1068) was advanced in the
vicinity of location 24D-0068 to collect a sample from the CS depth interval.

Table 1**B**
Sediment Sampling Location Coordinates
Phase 2 Data Evaluation Summary Memorandum
Lower Neponset River
Boston, Massachusetts

Location ID	Sample Type	Easting (ft) (a)	Northing (ft) (a)	River Mile
Sediment Sampling Locations				
24A-0001	Grab	761915.53	2920465.20	2.62
24A-0002	Grab	762138.97	2920416.96	2.58
24A-0003	Grab	762358.38	2920244.84	2.53
24A-0004	Grab	762607.77	2920276.07	2.48
24A-0005	Grab	762858.02	2920331.41	2.43
24A-0006	Grab	763026.98	2920323.25	2.40
24A-0007	Grab	763222.12	2920092.64	2.34
24A-0008	Grab	763431.47	2919912.52	2.29
24A-0009	Grab	763707.66	2919961.96	2.24
24A-0010	Grab	763933.38	2920138.18	2.18
24A-0011	Grab	764153.44	2920322.69	2.13
24A-0012	Grab	764389.61	2920506.26	2.07
24A-0013	Grab	764564.97	2920724.70	2.02
24A-0014	Grab	764748.95	2920946.37	1.97
24A-0015	Grab	764728.86	2920986.36	1.96
24A-0016	Grab	764800.28	2920985.86	1.95
24A-0017	Grab	764995.52	2921051.66	1.91
24A-0018	Grab	765193.18	2921233.98	1.86
24A-0019	Grab	765301.86	2921497.13	1.81
24A-0020	Grab	765419.08	2921757.52	1.75
24A-0021	Grab	765600.78	2921968.26	1.70
24A-0022	Grab	765730.73	2922192.07	1.65
24A-0023	Grab	765873.04	2922477.29	1.59
24A-0024	Grab	766168.27	2922593.46	1.52
24A-0025	Grab	766249.82	2922589.70	1.51
24A-0026	Grab	766451.02	2922466.78	1.46
24A-0027	Grab	766660.72	2922440.97	1.42
24A-0028	Grab	767076.29	2922492.96	1.33
24A-0029	Grab	767098.24	2922673.27	1.30
24A-0030	Grab	767148.18	2923023.70	1.23
24A-0031	Grab	767110.08	2923304.12	1.17
24A-0032	Grab	767283.73	2923549.94	1.12
24A-0033	Grab	767544.27	2923543.13	1.07
24A-0034	Grab	767798.88	2923476.61	1.02
24A-0035	Grab	768077.42	2923388.96	0.97
24A-0036	Grab	768331.91	2923338.18	0.92
24A-0037	Grab	768714.17	2923247.10	0.84
24A-0038	Grab	768869.85	2923173.76	0.81
24A-0039	Grab	769117.39	2923146.23	0.77
24A-0040	Grab	769235.09	2923146.99	0.75
24A-0041	Core	769220.86	2923198.77	0.74

Table 1**B**
Sediment Sampling Location Coordinates
Phase 2 Data Evaluation Summary Memorandum
Lower Neponset River
Boston, Massachusetts

Location ID	Sample Type	Easting (ft) (a)	Northing (ft) (a)	River Mile
24A-0042	Core	769275.84	2923187.91	0.73
24A-0043	Core	769217.53	2923287.72	0.74
24A-0044	Core	769225.26	2923287.76	0.74
24A-0045	Grab	769343.28	2923216.37	0.72
24A-0046	Core	769323.67	2923310.48	0.72
24A-0047	Core	769312.36	2923399.40	0.72
24A-0048	Core	769360.61	2923455.24	0.71
24A-0049	Core	769370.07	2923455.29	0.70
24A-0050	Core	769412.04	2923255.31	0.70
24A-0051	Grab	769454.25	2923256.97	0.70
24A-0052	Core	769466.93	2923366.79	0.69
24A-0053	Core	769422.04	2923500.03	0.69
24A-0054	Core	769544.22	2923411.66	0.67
24A-0055	Grab	769569.96	2923295.06	0.67
24A-0056	Core	769589.73	2923345.15	0.67
24A-0057	Core	769599.85	2923356.32	0.66
24A-0058	Core	769536.21	2923511.71	0.67
24A-0059	Core	769545.07	2923511.75	0.66
24A-0060	Core	769632.47	2923512.18	0.64
24A-0061	Core	769655.79	2923434.45	0.65
24A-0062	Grab	769675.12	2923394.13	0.65
24A-0063	Core	769693.73	2923445.75	0.64
24A-0064	Core	769693.20	2923556.95	0.62
24A-0065	Grab	769777.62	2923421.97	0.63
24A-0066	Core	769753.85	2923601.75	0.61
24A-0067	Core	769785.07	2923568.54	0.61
24A-0068	Core	769799.81	2923590.83	0.60
24A-0069	Core	769803.19	2923601.99	0.60
24A-0070	Core	769850.59	2923613.35	0.60
24A-0071	Grab	769876.63	2923495.08	0.60
24A-0072	Core	769855.85	2923613.37	0.60
24A-0073	Grab	769992.89	2923524.60	0.58
24A-0074	Core	769940.90	2923691.64	0.59
24A-0075	Core	770005.26	2923602.99	0.58
24A-0076	Core	770019.01	2923569.69	0.57
24A-0077	Core	769978.80	2923702.95	0.58
24A-0078	Core	770039.08	2923725.49	0.57
24A-0079	Core	770091.47	2923670.14	0.56
24A-0080	Grab	770111.10	2923504.67	0.56
24A-0081	Core	770121.20	2923570.19	0.56
24A-0082	Core	770129.45	2923603.60	0.55
24A-0083	Core	770132.02	2923759.31	0.51

Table 1**B**
Sediment Sampling Location Coordinates
Phase 2 Data Evaluation Summary Memorandum
Lower Neponset River
Boston, Massachusetts

Location ID	Sample Type	Easting (ft) (a)	Northing (ft) (a)	River Mile
24A-0084	Core	770140.38	2923759.35	0.51
24A-0085	Grab	770224.50	2923544.28	0.54
24A-0086	Core	770236.32	2923770.93	0.51
24A-0087	Core	770272.18	2923671.03	0.51
24A-0088	Grab	770337.57	2923643.25	0.50
24A-0089	Core	770288.98	2923693.36	0.51
24A-0090	Core	770270.90	2923793.34	0.50
24A-0091	Core	770335.54	2923804.80	0.49
24A-0092	Core	770361.90	2923771.55	0.49
24A-0093	Core	770381.52	2923627.09	0.50
24A-0094	Core	770392.07	2923627.14	0.50
24A-0095	Grab	770401.95	2923680.15	0.49
24A-0096	Core	770397.33	2923805.09	0.48
24A-0097	Core	770439.90	2923816.44	0.47
24A-0098	Core	770502.59	2923683.29	0.47
24A-0099	Core	770519.93	2923627.77	0.47
24A-0100	Grab	770508.15	2923736.64	0.47
24A-0101	Core	770559.70	2923716.94	0.46
24A-0102	Grab	770609.77	2923798.41	0.45
24A-0103	Core	770711.54	2923762.18	0.43
24A-0104	Core	770721.52	2923762.23	0.43
24A-0105	Grab	770729.73	2923828.81	0.42
24A-0106	Core	770832.87	2923773.88	0.41
24A-0107	Grab	770837.73	2923868.24	0.40
24A-0108	Core	770913.03	2923829.91	0.39
24A-0109	Grab	770960.70	2923868.35	0.38
24A-0110	Core	770979.36	2923774.63	0.37
24A-0111	Grab	771055.79	2923821.21	0.36
24A-0112	Grab	771173.35	2923774.88	0.33
24A-0113	Grab	771259.20	2923829.67	0.32
24A-0114	Grab	771317.96	2923827.00	0.31
24A-0115	Grab	771358.71	2923787.55	0.30
24A-0116	Grab	771402.21	2923784.26	0.29
24A-0117	Grab	771459.58	2923786.26	0.28
24A-0118	Grab	771498.58	2923783.64	0.27
24A-0119	Grab	771545.97	2923780.35	0.26
24A-0120	Grab	771596.74	2923788.11	0.25
24A-0121	Grab	771656.48	2923819.48	0.24
24A-0122	Grab	771692.37	2923831.58	0.24
24A-0123	Grab	771745.62	2923796.79	0.23
24A-0124	Grab	771780.54	2923830.27	0.22
24A-0125	Grab	771811.82	2923865.71	0.21

Table 1**B**
Sediment Sampling Location Coordinates
Phase 2 Data Evaluation Summary Memorandum
Lower Neponset River
Boston, Massachusetts

Location ID	Sample Type	Easting (ft) (a)	Northing (ft) (a)	River Mile
24A-0126	Grab	771829.04	2923883.32	0.21
24A-0127	Grab	771859.24	2923906.49	0.20
24A-0128	Grab	771891.17	2923940.81	0.19
24A-0129	Grab	771926.68	2923945.94	0.18
24A-0130	Grab	771968.40	2923958.45	0.17
24A-0131	Grab	772002.69	2923968.37	0.17
24A-0132	Grab	772037.54	2923987.39	0.16
24A-0133	Grab	772079.89	2923991.44	0.15
24A-0134	Grab	772125.49	2923999.13	0.14
24A-0135	Grab	772157.10	2923984.04	0.14
24A-0136	Grab	772211.85	2923992.45	0.13
24A-0137 (c)	Grab 1	772233.31	2923972.37	0.12
24A-0137 Offset (c)	Grab 2	772234.80	2923966.58	0.12
24A-0138	Grab	772257.07	2923994.32	0.12
24A-0139	Grab	772301.67	2923945.20	0.11
24A-0140 (c)	Grab 1	772325.70	2923960.60	0.10
24A-0140 Offset (c)	Grab 2	772327.64	2923959.23	0.10
24A-0141	Grab (b)	772427.70	2923974.58	0.09
24A-0142	Core	772442.11	2923923.91	0.08
24A-0143	Core	772469.07	2923955.07	0.08
24A-0144	Grab (b)	772456.62	2923909.25	0.08
24A-0145	Core	772498.92	2923923.87	0.07
24A-0146	Core	772513.34	2923953.76	0.07
24A-0147	Core	772498.41	2923907.64	0.07
24A-0148	Core	772529.35	2923920.40	0.07
24A-0149	Core	772557.10	2923938.20	0.06
24A-0150	Core	772529.46	2923905.23	0.07
24A-0151	Core	772581.84	2923923.83	0.06
24A-0152 (c)	Core 1	772585.38	2923941.50	0.05
24A-0152 Offset (c)	Core 2	772587.03	2923940.08	0.05
24A-0153	Core	772586.90	2923903.19	0.05
24A-0154	Core	772609.51	2923939.41	0.05
24A-0155 (c)	Core 1	772616.73	2923948.05	0.05
24A-0155 Offset (c)	Core 2	772619.55	2923951.79	0.05
24A-0156	Core	772605.63	2923910.97	0.05
24A-0157	Core	772631.19	2923933.66	0.05
24A-0158	Core	772648.70	2923906.23	0.04
24A-0159	Grab	771784.33	2923710.70	(d)
24A-0160	Grab	771790.77	2923617.90	(d)
24A-0161	Grab	771812.68	2923422.91	(d)
24A-0162	Grab	771805.30	2923322.78	(d)
24A-0163	Grab	771776.30	2923267.03	(d)

Table 1**B**
Sediment Sampling Location Coordinates
Phase 2 Data Evaluation Summary Memorandum
Lower Neponset River
Boston, Massachusetts

Location ID	Sample Type	Easting (ft) (a)	Northing (ft) (a)	River Mile
24A-0164	Grab	771507.38	2923098.86	(d)
24A-0165	Grab	771253.50	2920206.07	(d)
24A-0166	Grab	768800.02	2919760.24	(d)
24A-0167	Grab	766794.97	2917704.24	(d)
24A-0168	Grab	765565.09	2916608.50	(d)
24A-0169	Core	772666.08	2923956.99	0.04
24A-0170	Core	772697.42	2923963.51	0.03
24A-0171	Core	772671.15	2923927.27	0.04

Notes:
(a) The horizontal datum is North American Datum 1983
Massachusetts State Plain 2001 Feet.
(b) Location was proposed for core collection, however, only a grab was possible.
(c) At select locations material from the location and an offset location were combined to meet sample volume requirements.
(d) Sampling locations 24A-0159 through 24A-0169 are located in Pine Tree Brook. Pine Tree Brook enters the Lower Neponset River at approximately river mile 0.22.

Table 1**C**
Surface Water Location Coordinates
Phase 2 Data Evaluation Summary Memorandum
Lower Neponset River
Boston, Massachusetts

Location ID	Easting (ft) (a)	Northing (ft) (a)	River Mile
Low Flow Surface Water Sampling Locations			
24B-0001-L	761229.9404	2920258.355	2.75
24B-0002-L	766046.7411	2922627.359	1.55
24B-0003-L	771613.9442	2923822.261	0.25
24B-0004-L	771818.5954	2923500.768	(b)
24B-0005-L	772925.0473	2923928.946	0
25A-0001-H	761229.9404	2920258.355	2.75
25A-0002-H	766046.7411	2922627.359	1.55
25A-0004-H	771818.5954	2923500.768	(b)
25A-0005-H	772925.0473	2923928.946	0

Notes:
(a) The horizontal datum is North American Datum 1983 Massachusetts State Plain 2001 Feet.
(b) Sampling location 24B-0004-L and 25A-0004-H are located in Pine Tree Brook. Pine Tree Brook enters the Lower Neponset River at approximately river mile 0.22.
(c) Samples were collected under low flow conditions during the 24B event on October 30th, 2024. Samples were collected under high flow conditions at four of the five stations during the 25A event on May 10th, 2025.

Table 1**D**
Fish Sampling Location Coordinates
Phase 2 Data Evaluation Summary Memorandum
Lower Neponset River
Boston, Massachusetts

Location ID	Reach	Easting (ft) (a)	Northing (ft) (a)
Fish Sampling Locations			
24F-0001-WS10S	Phase 1	758335.4403	2917089.814
24F-0001-BB17S	Phase 1	758335.4403	2917089.814
24F-0001-BB56S	Phase 1	758335.4403	2917089.814
24F-0001-WS18S	Phase 1	758335.4403	2917089.814
24F-0001-WS48S	Phase 1	758335.4403	2917089.814
24F-0001-WS52S	Phase 1	758335.4403	2917089.814
24F-0001-BB30S	Phase 1	758909.4168	2917147.753
24F-0001-BB13S	Phase 1	759377.6898	2917533.939
24F-0001-BB44S	Phase 1	759377.6898	2917533.939
24F-0001-WS11S	Phase 1	759377.6898	2917533.939
24F-0001-BB15S	Phase 1	759415.2334	2917614.28
24F-0001-BB47S	Phase 1	759746.3656	2918090.966
24F-0001-BB55S	Phase 1	759746.3656	2918090.966
24F-0001-WS24S	Phase 1	759746.3656	2918090.966
24F-0001-WS27S	Phase 1	759746.3656	2918090.966
24F-0001-WS28S	Phase 1	760825.7384	2919586.677
24F-0002-BB43S	Phase 2	762668.592	2920260.535
24F-0002-BB08S	Phase 2	762562.9807	2920268.795
24F-0002-BB38S	Phase 2	762900.401	2920299.87
24F-0002-WS39S	Phase 2	762900.401	2920299.87
24F-0002-WS40S	Phase 2	762900.401	2920299.87
24F-0002-BB06S	Phase 2	770960.0532	2923931.731
24F-0002-WS07S	Phase 2	770960.0532	2923931.731
24F-0002-WS33S	Phase 2	770356.6639	2923676.559
24F-0002-BB42S	Phase 2	770546.3335	2923744.187
24F-0002-BB41S	Phase 2	770568.6671	2923879.863
24F-0002-BB36S	Phase 2	770960.0532	2923931.731
24F-0002-WS34S	Phase 2	770960.0532	2923931.731
24F-0002-WS35S	Phase 2	770960.0532	2923931.731
24F-0002-BB04S	Phase 2	772112.043	2923972.473
24F-0002-BB03S	Phase 2	772272.4042	2924032.461

Notes:
(a) The horizontal datum is North American Datum 1983
Massachusetts State Plain 2001 Feet.
Coordinates represent the location where a fish was caught and submitted for analysis, however, the typical home ranges of the target species comprise most of the area of each reach.

Table 1**E**
Mussel Cage Location Coordinates
Phase 2 Data Evaluation Summary Memorandum
Lower Neponset River
Boston and Milton, Massachusetts

Location ID	Easting (ft) (c)	Northing (ft) (c)	River Mile
Mussel Cage Location Coordinates (a,b)			
24E-0001	758846.157549	2917102.428960	3.52
24E-0003	761057.293994	2919922.265370	2.82
24E-0004	761312.328694	2920331.576390	2.74
24E-0005	762421.973828	2920262.678870	2.51
24E-0006 Prior to 9/12/2024 (d)	765721.579383	2922138.469020	1.66
24E-0006 After 9/12/2024 (d)	765758.187523	2922179.210140	1.65
24E-0007A Prior to 9/12/2024 (d)	768996.810085	2923133.079610	0.79
24E-0007A After 9/12/2024 (d)	768992.360514	2923164.051930	0.79
24E-0007B (e)	769165.972512	2923244.691190	0.75
24E-0008 Prior to 9/12/2024 (d)	769571.068224	2923538.943860	0.65
24E-0008 After 9/12/2024 (d)	769726.363648	2923411.339640	0.64
24E-0009	770385.043155	2923684.716810	0.49

Notes:
UFP-QAPP - Unified Federal Policy - Quality Assurance Project Plan
QA/QC - Quality Assurance/Quality Control
(a) Two replicate cages were placed at each location. Per the UFP-QAPP replicate cages were placed within a 10-meter radius of each other. However, the space between the replicate cages at location 24E-0004 was aproximately 45 meters. This deviation is discussed in NC-09182024-01.
(b) Coordinates were collected between the replicate cages at each site.
(c) The horizontal datum is North American Datum 1983 Massachusetts State Plain 2001 Feet.
(d) Due to low water conditions mussel cages at locations 24E-0006, 24E-0007A, and 24E-0008 were moved to nearby deeper water on 9/12/2024. See NC-09182024-01 in Attachment 8.
(e) The UFP-QAPP included one site with two additional QA/QC cages to be located within 1 meter of one of the replicate cages. The additional cages were deployed at location 24E-0007. However, the cages at location 24D-0007 were deployed as two sets of replicate cages approximately 40 feet apart. As a result these cages were not used for QA/QC purposes and one set of cages was named location 24E-0007A and the other set of cages was named location 24E-0007B. Only cages from location 24E-0007A were submitted for analysis.

Table 2
Soil Boring and Sampling Interval Summary
Phase 2 Data Evaluation Summary Memorandum
Lower Neponset River
Boston and Milton, Massachusetts

Location ID	Date of Boring	Total Boring Depth (feet)	Depth to Water (feet)	Sample IDs	Sample Depth	Comments
24D-0001	6/3/2024	1.5	0.95	24D-0001-AS	0 - 1 ft	Semi-open flat area at toe of bank. Deadfall in water, cavities present along shoreline. Woody debris and trees present. (4) total attempts. Refusal at 1.5 ft on cobbles. 24D-0001-BS sample composite from (2) adjacent boring holes with comparable elevation/topography, each with 0.5 ft recovery from 1.0-1.5 ft intervals.
				24D-0001-BS	1 - 1.5 ft	
24D-0002	6/3/2024	1.9	0.35	24D-0002-AS	0 - 1 ft	Relatively flat, open, silty depositional outcropping. Wooden snags, brush, river birch trees on edge. Sparse herbaceous plants spread across mud flat. 1.9 ft max penetration.
				24D-0002-BS	1 - 1.9 ft	
24D-0003	6/3/2024	1.5	0.9	24D-0003-AS	0 - 1 ft	Target on small grassy patch of soils surrounded by moss, exposed intermittently coarse sediment along shoreline, woody shrubs, thorny vines. Woody debris in water with trees overhanging. Roots present on approximately 10-15° slope.
				24D-0003-BS	1 - 1.5 ft	
24D-0004	5/29/2024	1.4	0.9	24D-0004-AS	0 - 1 ft	8 feet downstream of target location, within 10 ft radius. Approximately 2 feet from current river level, 1.5 ft above. Maple and river birch canopy. Semi-open mossy area with gravel and roots present on surface.
				24D-0004-BS	1 - 1.4 ft	
24D-0005	5/29/2024	0.8	-	24D-0005-AS	0 - 0.8 ft	Approximately 20° slope. Large maple and oak canopy. Woody shrubs and poison ivy in understory. Deadfall and snags in water downstream. Shallow topsoil with cobble and roots throughout surface. Refusal at max penetration of 0.8 ft.
24D-0006	5/29/2024	2.4	0.4	24D-0006-AS	0 - 1 ft	Upstream of revetment and rubble dam. Rocky, woody area with vines and shrubs. Small mudflat area sampled within 10 ft of target.
				24D-0006-BS	1 - 2 ft	
				24D-0006-CS	2 - 2.4 ft	
24D-0007	Flag location too close to dam, unsafe for sample collection.					
24D-0008	6/18/2024	2.3	0.5	24D-0008-AD; 24D-0008-AS	0 - 1 ft	Location adjusted out of river and downstream of large fallen tree.
				24D-0008-BS	1 - 2 ft	
				24D-0008-CS	2 - 2.3 ft	
24D-0009	6/18/2024	3	0.5	24D-0009-AD; 24D-0009-AS	0 - 1 ft	Location adjusted out of river onto edge of river. Approximately 15-20 ft from bottom embankment.
				24D-0009-BS	1 - 2 ft	
				24D-0009-CS	2 - 3 ft	
24D-0010	6/18/2024	3	1.1	24D-0010-AS	0 - 1 ft	Location adjusted 7 ft +- inland out of river.
				24D-0010-BS	1 - 2 ft	
				24D-0010-CS	2 - 3 ft	

Table 2
Soil Boring and Sampling Interval Summary
Phase 2 Data Evaluation Summary Memorandum
Lower Neponset River
Boston and Milton, Massachusetts

Location ID	Date of Boring	Total Boring Depth (feet)	Depth to Water (feet)	Sample IDs	Sample Depth	Comments
24D-0011	6/18/2024	3	1.1	24D-0011-AS	0 - 1 ft	Location flagged at 10.5 ft. north, which was located in the river. This location, however, is on a large leaf litter berm. Attempting to sample first foot, returned 0.7 ft leaf litter and 0.3 ft sand. It was not possible to dig through the roots to obtain enough sample to jar for AS horizon and likely difficult to go deeper. After conferring with team lead we moved the point an additional 23 ft away from the river to the backside of the berm. Toe of slope to the embankment is another 10-5 ft. GPS accuracy low at new location but much higher at initial location. Final point was measured at 23 ft inland of initial location.
				24D-0011-BS	1 - 2 ft	
				24D-0011-CS	2 - 3 ft	
24D-0012	6/17/2024	2.5	0.8	24D-0012-AS	0 - 1 ft	Refusal on cobble at 2.5 ft max penetration.
				24D-0012-BS	1 - 2 ft	
				24D-0012-CS	2 - 2.5 ft	
24D-0013	6/17/2024	2.1	-	24D-0013-AS	0 - 1 ft	Sample location on bank upgradient from open mud flat. Deadfall, leaf litter, and cobble at surface. Dense maple canopy overhead. Refusal on gravel at 2.1 ft max penetration.
				24D-0013-BS	1 - 2 ft	
				24D-0013-CS	2 - 2.1 ft	
24D-0014	6/17/2024	1.6	-	24D-0014-AS	0 - 1 ft	Location upslope on bank. Maple trees surrounding area. Leaf litter, roots, cobbles around surface. Refusal on large roots at 1.6 ft max penetration. No sample collected from CS interval.
				24D-0014-BS	1 - 1.6 ft	
24D-0015	6/17/2024	1	-	24D-0015-AS	0 - 1 ft	Sampling location on wooded downslope. Woody debris & shrubs, roots, leaf litter, vines present in the understory. Volume for MS/MSD at AS horizon. Loose dry silt and gravel sidewall collapse preventing further advancement past 1.0 ft max penetration. No samples collected from BS or CS intervals.
24D-0016	6/14/2024	1.3	0.3	24D-0016-AS	0 - 1 ft	Location sampled downgradient of outfall. Sand and gravel sidewall collapse preventing further advancement past 1.3 ft max penetration.
				24D-0016-BS	1 - 1.3 ft	
24D-0017	6/14/2024	0.4	-	24D-0017-AS	0 - 0.4 ft	Majority of 10 ft radius covered with poison ivy, thorny vines, and large dead trees. No samples collected from BS or CS intervals. Refusal on large roots at 0.4 ft max penetration.
24D-0018	6/14/2024	1	0.7	24D-0018-AS	0 - 1 ft	Vegetated mud flat with woody shrubs and vines. Little overhanging tree cover. Sample collected at AS horizon. No samples collected from BS or CS intervals. Attempt #1: refusal on large cobble layer and broken glass at 1.0 ft (AS sample collected) Attempt #2: refusal on large cobble layer at 1.0 ft Attempt #3: sidewall collapse from wet silt and organics preventing further advancement past 1.0 ft max penetration.
24D-0019	6/14/2024	1.6	0.8	24D-0019-AS	0 - 1 ft	Open mud flat under maple tree canopy. Posion ivy, thorny vines, dense roots, and woody shrubs up beyond shelf upgradient from sample location. Approximately 5 ft from water line. (2) attempts 0.0-1.0 ft with 1 ft recovery each; composited volume for MS/MSD needed for AS horizon. Remaining BS sample collected from Attempt #1. No sample collected from CS interval. Sand & gravel sidewall collapse preventing further advancement past 1.6 ft max penetration.
				24D-0019-BS	1 - 1.6 ft	

Table 2
Soil Boring and Sampling Interval Summary
Phase 2 Data Evaluation Summary Memorandum
Lower Neponset River
Boston and Milton, Massachusetts

Location ID	Date of Boring	Total Boring Depth (feet)	Depth to Water (feet)	Sample IDs	Sample Depth	Comments
24D-0020	6/5/2024	3	0.7	24D-0020-AS	0 - 1 ft	Paint can location. Couple cans noted. While sampling, a currugated steel culvert was noted directly above the sampling point. Appears to be drainage from properties located above sampling spot. Was not noted initially due to growth.
				24D-0020-BS	1 - 2 ft	
				24D-0020-CS	2 - 3 ft	
24D-0021	6/5/2024	3	0.9	24D-0021-AS	0 - 1 ft	
				24D-0021-BS	1 - 2 ft	
				24D-0021-CS	2 - 3 ft	
24D-0022	6/7/2024	1.9	0.4	24D-0022-AS	0 - 1 ft	Open mud flat with overhanging trees and woody debris in water downstream of sample location. 2 adjacent boring holes (Attempt #1 & Attempt #2, each 0.0-1.0 ft) used for volume to composite sample for AS horizon. Boring hole Attempt #2 used to reach max penetration for BS sample 1.0-1.9 ft. Sidewall collapse beneath water table preventing further advancement. No sample collected from CS interval.
				24D-0022-BS	1 - 1.9 ft	
24D-0023	6/25/2024	2	0.5	24D-0023-AS	0 - 1 ft	Sample location just downstream and downgradient of outfall. Large cobbles and roots at surface. Sand and gravel sidewall collapse preventing further advancement past 2.0 ft max penetration. No sample collected from CS interval.
				24D-0023-BS	1 - 2 ft	
24D-0024	6/24/2024	3	1.8	24D-0024-AS	0 - 1 ft	Sample location on shelf of mossy bank.
				24D-0024-BS	1 - 2 ft	
				24D-0024-CS	2 - 3 ft	
24D-0025	6/24/2024	0.6	-	24D-0025-AD; 24D-0025-AS	0 - 0.6 ft	Sample location downgradient of outfall. Dense overhead canopy. Refusal on rip rap at 0.6 ft max penetration. No samples collected from BS or CS intervals.
24D-0026	6/24/2024	3	1.05	24D-0026-AS	0 - 1 ft	Sample location on shelf of bank at the toe of vegetated downslope. Canopy overhanging.
				24D-0026-BS	1 - 2 ft	
				24D-0026-CS	2 - 3 ft	
24D-0027	6/24/2024	1	0.9	24D-0027-AS	0 - 1 ft	Outfall upstream. Sample location on bank. Refusal on cobbles at 1.0 ft max penetration. No samples collected from BS or CS intervals.
24D-0028	6/21/2024	1.6	1.4	24D-0028-AS	0 - 1 ft	Narrow shelf along river bank. Roots, dead trees, vines, gravel present at surface. Canopy overhanging. Refusal on cobbles at 1.6 ft max penetration. No sample collected from CS interval.
				24D-0028-BS	1 - 1.6 ft	
24D-0029	6/21/2024	1.5	0.5	24D-0029-AS	0 - 1 ft	Sample location downstream of outfall. Coarse gravel and roots present at surface. Refusal on gravel at 1.5 ft max penetration. No sample collected from CS interval.
				24D-0029-BS	1 - 1.5 ft	

Table 2
Soil Boring and Sampling Interval Summary
Phase 2 Data Evaluation Summary Memorandum
Lower Neponset River
Boston and Milton, Massachusetts

Location ID	Date of Boring	Total Boring Depth (feet)	Depth to Water (feet)	Sample IDs	Sample Depth	Comments
24D-0030	6/21/2024	1.3	-	24D-0030-AS	0 - 1 ft	Sample location on relatively open downslope under dense oak and maple canopy. Sand and gravel sidewall collapse preventing further advancement past 1.3 ft max penetration. No sample collected from CS interval.
				24D-0030-BS	1 - 1.3 ft	
24D-0031	6/21/2024	1.8	-	24D-0031-AS	0 - 1 ft	Refusal on cobble at 1.8 ft max penetration. No sample collected from CS interval. Midway between outfall and canoe ramp.
				24D-0031-BS	1 - 1.8 ft	
24D-0032	6/24/2024	0.6	-	24D-0032-AS	0 - 0.6 ft	Sample location on revetment downgradient of retaining wall. Refusal on revetment at 0.6 ft max penetration. No samples collected from BS or CS intervals.
24D-0033	7/10/2024	1.9	1.7	24D-0033-AS	0 - 1 ft	Sample location along rocky shoreline at toe of steep slope. Large cobbles present at surface. Refusal on large cobbles at 1.9 ft max penetration. No sample collected from CS interval.
				24D-0033-BS	1 - 1.9 ft	
24D-0034	7/15/2024	0.9	-	24D-0034-AS	0 - 0.9 ft	Located along the rapids. River runs pretty straight. Gravel/cobble banks. Refusal on roots and cobbles. Deepest of three attempts was 0.9 ft. No samples collected from BS or CS intervals.
24D-0035	7/15/2024	0.9	-	24D-0035-AS	0 - 0.9 ft	Flag moved within 10 ft radius upstream towards observed outfall. The observed outfall does not appear to be functioning based on the amount and type of vegetation covering the pipe. Refusal on gravel layer and heavy/thick roots. 3 attempts made - no samples collected from BS or CS intervals. Located at the end of the rapids, just around the start of a bend in the river.
24D-0036	7/15/2024	2.5	1.4	24D-0036-AD; 24D-0036-AS	0 - 1 ft	Hole located on the inside of a turn in the river; near the apex of the bend. Sand and cobbles at surface suggest high velocity/powered portion of stream. Hole refused 2.5 ft after auger hit a cobble and went off plum and locked up in sand and gravel.
				24D-0036-BS	1 - 2 ft	
				24D-0036-CS	2 - 2.5 ft	
24D-0037	7/15/2024	1.5	-	24D-0037-AS	0 - 1 ft	Located near the end of the turn in the river on north bank. Point is just downstream of a rock wall/damn in the river. Hole refused at 1.5 ft due to gravel and coarse sands and hole collapse. Three attempts could not keep hole open. No sample collected from CS interval.
				24D-0037-BS	1 - 1.5 ft	
24D-0038	7/15/2024	3	1.8	24D-0038-AS	0 - 1 ft	On river, at point nearest Neponset Trailway bridge (over Mattapan).
				24D-0038-BS	1 - 2 ft	
				24D-0038-CS	2 - 3 ft	
24D-0039	7/16/2024	1.2	1.1	24D-0039-AS	0 - 1 ft	Location extremely gravely and sandy with cobbles. Located by outfall (operable) along a straight stretch of the river. Refusal at 1.2 ft. No sample collected from CS interval.
				24D-0039-BS	1 - 1.2 ft	

Table 2
Soil Boring and Sampling Interval Summary
Phase 2 Data Evaluation Summary Memorandum
Lower Neponset River
Boston and Milton, Massachusetts

Location ID	Date of Boring	Total Boring Depth (feet)	Depth to Water (feet)	Sample IDs	Sample Depth	Comments
24D-0040	7/16/2024	1	-	24D-0040-AS	0 - 1 ft	Located approximately 125 ft upstream of the Mattapan tressle/station amidst cobbles and boulders. River runs mostly straight. Refusal at 1 ft. Between cobbles/gravel and collapse unable to go deeper. Sample only collected from AS interval.
24D-0041	7/16/2024	1	0.4	24D-0041-AS	0 - 1 ft	Located just upstream of Massachusetts Bay Transit Authority (Mattapan Station) property, point shifted 5 ft south of flagged location due to rocks. Point is closer to stream amd further from the tressle. Hole continually collapsing. Cobbles, gravel, and coarse sands. Sample only collected from AS interval.
24D-0042	7/11/2024	3	2.2	24D-0042-AS	0 - 1 ft	Sample location on open relatively flat vegetated sandy outcropping. Coarse woody debris and deadfall present along shoreline.
				24D-0042-BS	1 - 2 ft	
				24D-0042-CS	2 - 3 ft	
24D-0043	7/11/2024	3	2.3	24D-0043-AS	0 - 1 ft	Sample location on open relatively flat vegetated sandy outcropping. Coarse woody debris and deadfall present along shoreline.
				24D-0043-BS	1 - 2 ft	
				24D-0043-CS	2 - 3 ft	
24D-0044	7/9/2024	3	0.8	24D-0044-AS	0 - 1 ft	On non vegetated sloping bank.
				24D-0044-BS	1 - 2 ft	
				24D-0044-CS	2 - 3 ft	
24D-0045	7/9/2024	1	-	24D-0045-AS	0 - 1 ft	On top of steeply sloped bank.
24D-0046	7/9/2024	1.6	-	24D-0046-AS	0 - 1 ft	Mossy flat area with woody debris present. Refusal on large gravel at 1.6 ft. No sample collected from CS interval.
				24D-0046-BS	1 - 1.6 ft	
24D-0047	7/9/2024	1	-	24D-0047-AS	0 - 1 ft	Upon rocky bank supported by dense tree root structure.
24D-0048	7/9/2024	0.8	-	24D-0048-AS	0 - 0.8 ft	Near top of steep bank, very rocky with structure supported by dense root structure.
24D-0049	5/28/2024	2	0.9	24D-0049-AS	0 - 1 ft	Location adjusted to be out of the river. Hole collapse prevented collection of sample from CS interval.
				24D-0049-BS	1 - 2 ft	
24D-0050	5/29/2024	3	1.2	24D-0050-AS	0 - 1 ft	Location started 5/28/24. AS sample collected. 5/29/24 BS and CS collected, the latter from second location 1 ft to the east of the initial hole. Outfall pipe upstream. Water curently discharging from outfall pipe.
				24D-0050-BS	1 - 2 ft	
				24D-0050-CS	2 - 3 ft	

Table 2
Soil Boring and Sampling Interval Summary
Phase 2 Data Evaluation Summary Memorandum
Lower Neponset River
Boston and Milton, Massachusetts

Location ID	Date of Boring	Total Boring Depth (feet)	Depth to Water (feet)	Sample IDs	Sample Depth	Comments
24D-0051	5/29/2024	3	0.6	24D-0051-AS	0 - 1 ft	No outfall pipe near by. BS and CS intervals were not full recoveries due to collapse in hole.
				24D-0051-BS	1 - 1.7 ft	
				24D-0051-CS	2 - 2.7 ft	
24D-0052	5/29/2024	2	1.35	24D-0052-AS	0 - 1 ft	Location adjacent to outfall pipe. No flow at time of sample.
				24D-0052-BS	1 - 2 ft	
24D-0053	5/31/2024	2.5	0.8	24D-0053-AS	0 - 1 ft	First attempt recovery 1 ft, AS sample collected. Moved 6 ft east along contour for second attempt. Second attempt less than 6 inches, large roots and boulder. Third attempt moved 6 ft to west along contour. BS collected and CS collected. CS refused at 2.5 ft, in combination with caving soils only 1/2 ft recovery.
				24D-0053-BS	1 - 2 ft	
				24D-0053-CS	2 - 2.5 ft	
24D-0054	5/31/2024	1.5	0.35	24D-0054-AS	0 - 1 ft	Original location 1 ft into elevated river. Moved point 2 ft north and 3 ft east. Three attempts, max 1.5 ft. Coarse sand, cobbles and gravel combined with caving prevented getting deeper.
				24D-0054-BS	1 - 1.5 ft	
24D-0055	5/31/2024	1.7	1.9	24D-0055-AS	0 - 1 ft	Flagged location at edge of water. Shifted 2 ft away from river and 4 fet downstream parallel river. Three attempts made, but no sample was collected from CS interval due to thick roots and gravel at 2 ft.
				24D-0055-BS	1 - 1.7 ft	
24D-0056	5/31/2024	1.8	0.4	24D-0056-AS	0 - 1 ft	Mud flat at edge of water. Approximately 15-20 ft south of Neponset Trail footpath. Relatively open understory with upper canopy extending over water.
				24D-0056-BS	1 - 1.8 ft	
24D-0057	5/31/2024	1	0.35	24D-0057-AS	0 - 1 ft	Biased location downstream of outfall. Trees growing out of water south of outfall. Approximately 15° slope with sample area close to water line. 8+ attempts, 1.0 ft max penetration not met or exceeded (refusal on cobble, gravel, roots).
24D-0058	5/31/2024	3	0.25	24D-0058-AS	0 - 1 ft	Target location on surfaced mud flat downstream of woody shrubs. Inundated soils with standing water between target and sloped bank lined with hardwood trees.
				24D-0058-BS	1 - 2 ft	
				24D-0058-CS	2 - 3 ft	
24D-0059	5/31/2024	1.5	0.15	24D-0059-AS	0 - 1 ft	Three attempts, two augers stopped 1.5 ft. Root mat so thick could not shovel through to enlarge/deepen hole.
				24D-0059-BS	1 - 1.5 ft	
24D-0060	5/31/2024	1.4	0.5	24D-0060-AS	0 - 1 ft	Exposed mud flat downgradient of outfall. Target location adjusted to account for the outfall present. Max penetration at 1.4 ft. Catch basin observed near trail upgradient of outfall.
				24D-0060-BS	1 - 1.4 ft	
24D-0061	6/3/2024	1	-	24D-0061-AS	0 - 1 ft	Sample only collected from AS horizon, could not bypass heavy/thick tree roots.

Table 2
Soil Boring and Sampling Interval Summary
Phase 2 Data Evaluation Summary Memorandum
Lower Neponset River
Boston and Milton, Massachusetts

Location ID	Date of Boring	Total Boring Depth (feet)	Depth to Water (feet)	Sample IDs	Sample Depth	Comments
24D-0062	6/3/2024	3	0.6	24D-0062-AS	0 - 1 ft	No PID, waiting for replacement. No staining or odors noted.
				24D-0062-BS	1 - 2 ft	
				24D-0062-CS	2 - 3 ft	
24D-0063	6/3/2024	2	0.3	24D-0063-AD; 24D-0063-AS	0 - 1 ft	Three attempts to collect sample from CS interval, but high water and coarse sand causing the hole to continuously collapse. Last attempt refused on gravel/cobble.
				24D-0063-BS	1 - 2 ft	
24D-0064	6/3/2024	2.8	0.2	24D-0064-AS	0 - 1 ft	
				24D-0064-BS	1 - 2 ft	
				24D-0064-CS	2 - 2.8 ft	
24D-0065	6/5/2024	1.2	0.9	24D-0065-AS; 24D-0065-AD	0 - 1 ft	At the toe of the slope. Woody debris and trees overhanging. Refusal on cobble at 1.2 ft. No sample collected from CS interval.
				24D-0065-BS	1 - 1.2 ft	
24D-0066	6/4/2024	1.8	0.5	24D-0066-AS	0 - 1 ft	Gradually sloped mud flat. Overhanging trees present. Sample boring approximately 3 ft from edge of water. Little to no woody debris in open flowing river next to location. No sample collected from CS interval, refusal on gravel layer at max penetration of 1.8 ft. (5) additional attempts made.
				24D-0066-BS	1 - 1.8 ft	
24D-0067	6/4/2024	2.5	0.35	24D-0067-AS	0 - 1 ft	Exposed mudflat near edge of water. Trees overhanging semi-open sampling area. Deadfall and woody shrubs present. Outfall observed approximately 20 ft upstream from sampling location; unnecessary to adjust location based on proximity. MS/MSD collected at AS horizon. Max penetration at 2.5 ft, refusal on gravel layer.
				24D-0067-BS	1 - 2 ft	
				24D-0067-CS	2 - 2.5 ft	PICTURE NOT TAKEN FOR 24D-0067-BS SAMPLE/LITHOLOGY; however lithology from AS continues through entire BS interval.
24D-0068	6/4/2024	2.3	1.1	24D-0068-AS	0 - 1 ft	Flagged location was on mud flat near river edge. Sampled approximately 4 ft upgradient on low slope ground.
				24D-0068-BS	1 - 2 ft	
				24D-0068-CS	2 - 2.3 ft	
24D-0069	6/5/2024	1.8	0.35	24D-0069-AS	0 - 1 ft	On a broad, vegetated mud flat. No sample collected from CS interval, max penetration at 1.8 ft.
				24D-0069-BS	1 - 1.8 ft	
24D-0070	6/5/2024	3	0.65	24D-0070-AS	0 - 1 ft	Open mud flat. Sample location approximately 20 ft from edge of water.
				24D-0070-BS	1 - 2 ft	
				24D-0070-CS	2 - 3 ft	

Table 2
Soil Boring and Sampling Interval Summary
Phase 2 Data Evaluation Summary Memorandum
Lower Neponset River
Boston and Milton, Massachusetts

Location ID	Date of Boring	Total Boring Depth (feet)	Depth to Water (feet)	Sample IDs	Sample Depth	Comments
24D-0071	6/5/2024	2.6	0.85	24D-0071-AS	0 - 1 ft	Open vegetated mud flat. Sand and gravel collapse preventing further advancement past max penetration of 2.6 ft.
				24D-0071-BS	1 - 2 ft	
				24D-0071-CS	2 - 2.6 ft	
24D-0072	6/5/2024	2.4	1.1	24D-0072-AS	0 - 1 ft	On slight vegetated berm adjacent to the edge of water. Mud flat present between target sample location and steep bank covered with leaf litter, woody debris, poison ivy, and thorny vines. MS/MSD taken for AS horizon. Refusal on gravel layer at 2.4 ft max penetration.
				24D-0072-BS	1 - 2 ft	
				24D-0072-CS	2 - 2.4 ft	
24D-0073	6/6/2024	1.4	-	24D-0073-AS	0 - 1 ft	Location downstream of Boston Water and Sewer Commission Stormwater Outfall #209. No sample collected from CS interval; refusal at 1.4 ft due to gravel layer, increasing grain size with depth.
				24D-0073-BS	1 - 1.4 ft	
24D-0074	6/6/2024	2.9	0.9	24D-0074-AS	0 - 1 ft	Semi open, relatively flat vegetated area at toe of slope. Sharp bank dropoff at water edge. Refusal at 2.9 ft on cobble.
				24D-0074-BS	1 - 2 ft	
				24D-0074-CS	2 - 2.9 ft	
24D-0075	6/28/2024	3	0.6	24D-0075-AS	0 - 1 ft	Location on vegetated mud flat.
				24D-0075-BS	1 - 2 ft	
				24D-0075-CS	2 - 3 ft	
24D-0076	6/28/2024	2.9	0.55	24D-0076-AS	0 - 1 ft	On edge of densely vegetated shoreline. Refusal on cobble at 2.9 ft max penetration.
				24D-0076-BS	1 - 2 ft	
				24D-0076-CS	2 - 2.9 ft	
24D-0077	6/28/2024	2.7	0.8	24D-0077-AS	0 - 1 ft	Vegetated mud flat. Refusal on cobble at 2.7 ft max penetration.
				24D-0077-BS	1 - 2 ft	
				24D-0077-CS	2 - 2.7 ft	
24D-0078	6/28/2024	2.8	1.15	24D-0078-AS	0 - 1 ft	Vegetated mud flat. Refusal on cobble at 2.8 ft max penetration. Attempt #1: AS, BS samples collected (refusal on cobble at 2.1 ft) Attempt #2: CS sample collected (refusal on cobble at 2.8 ft)
				24D-0078-BS	1 - 2 ft	
				24D-0078-CS	2 - 2.8 ft	

Table 2
Soil Boring and Sampling Interval Summary
Phase 2 Data Evaluation Summary Memorandum
Lower Neponset River
Boston and Milton, Massachusetts

Location ID	Date of Boring	Total Boring Depth (feet)	Depth to Water (feet)	Sample IDs	Sample Depth	Comments
24D-0079	7/8/2024	3	1.8	24D-0079-AS	0 - 1 ft	
				24D-0079-BS	1 - 2 ft	
				24D-0079-CS	2 - 3 ft	
24D-0080	7/8/2024	3	0.7	24D-0080-AS	0 - 1 ft	
				24D-0080-BS	1 - 2 ft	
				24D-0080-CS	2 - 3 ft	
24D-0081	7/8/2024	3	1.6	24D-0081-AS	0 - 1 ft	
				24D-0081-BS	1 - 2 ft	
				24D-0081-CS	2 - 3 ft	
24D-0082	7/9/2024	2.7	0.4	24D-0082-AS	0 - 1 ft	
				24D-0082-BS	1 - 2 ft	
				24D-0082-CS	2 - 2.7 ft	
24D-0083	7/9/2024	1.6	0.9	24D-0083-AD; 24D-0083-AS	0 - 1 ft	Moved location 10 ft west, to a point down slope from old discharge pipe buried near the edge of the wet area. No sample collected from CS interval due to refusal on cobbles at 1.6 ft. 3 attempts made.
				24D-0083-BD; 24D-0083-BS	1 - 1.6 ft	
24D-0084	7/9/2024	3	1.7	24D-0084-AS	0 - 1 ft	
				24D-0084-BS	1 - 2 ft	
				24D-0084-CS	2 - 3 ft	
24D-0085	7/9/2024	2.6	1.2	24D-0085-AS	0 - 1 ft	
				24D-0085-BS	1 - 2 ft	
				24D-0085-CS	2 - 2.6 ft	
24D-0086	7/1/2024	2.1	1.8	24D-0086-AS	0 - 1 ft	
				24D-0086-BS	1 - 2 ft	Location at toe of slope. Vines and woody shrubs beneath overhanging canopy. Refusal on cobble and gravel at 2.1 ft max penetration.
				24D-0086-CS	2 - 2.1 ft	

Table 2
Soil Boring and Sampling Interval Summary
Phase 2 Data Evaluation Summary Memorandum
Lower Neponset River
Boston and Milton, Massachusetts

Location ID	Date of Boring	Total Boring Depth (feet)	Depth to Water (feet)	Sample IDs	Sample Depth	Comments
24D-0087	7/1/2024	2.2	1.4	24D-0087-AS	0 - 1 ft	Sample location at toe of vegetated slope. Beaver activity. Cobble, gravel, woody debris at surface. Dense oak canopy overhead.
				24D-0087-BS	1 - 2 ft	
				24D-0087-CS	2 - 2.2 ft	
24D-0088	7/1/2024	3	0.9	24D-0088-AS	0 - 1 ft	Open mud flat underneath dense canopy.
				24D-0088-BS	1 - 2 ft	
				24D-0088-CS	2 - 3 ft	
24D-0089	7/8/2024	3	1.25	24D-0089-AS	0 - 1 ft	
				24D-0089-BS	1 - 2 ft	
				24D-0089-CS	2 - 3 ft	
24D-0090	7/8/2024	2.9	1.8	24D-0090-AD; 24D-0090-AS	0 - 1 ft	Vegetated mud flat. CS taken from second nearby hole with penetration to 2.9 ft and refusal on coarse gravel. Refusal on original hole (AS, BS collected) was 2.2 ft on cobble.
				24D-0090-BS	1 - 2 ft	
				24D-0090-CS	2 - 2.9 ft	
24D-0091	7/8/2024	1.8	-	24D-0091-AS	0 - 1 ft	Located upslope of the mud flats. Refusal on cobbles at 1.8 ft. No sample collected from CS interval.
				24D-0091-BS	1 - 1.8 ft	
24D-0092	7/8/2024	1.3	-	24D-0092-AD; 24D-0092-AS	0 - 1 ft	Located upslope of the mud flats. Refusal on cobbles and brick. No sample collected from CS interval.
				24D-0092-BS	1 - 1.3 ft	
24D-0093	7/11/2024	0.7	-	24D-0093-AS	0 - 0.7 ft	Refused at 0.7 ft on cobble or boulder. Three attempts made. No samples collected from BS or CS intervals.
24D-0094	7/11/2024	2.7	2.2	24D-0094-AS	0 - 1 ft	
				24D-0094-BS	1 - 2 ft	
				24D-0094-CS	2 - 2.7 ft	
24D-0095	7/11/2024	1.5	-	24D-0095-AS	0 - 1 ft	
				24D-0095-BS	1 - 1.5 ft	

Table 2
Soil Boring and Sampling Interval Summary
Phase 2 Data Evaluation Summary Memorandum
Lower Neponset River
Boston and Milton, Massachusetts

Location ID	Date of Boring	Total Boring Depth (feet)	Depth to Water (feet)	Sample IDs	Sample Depth	Comments
24D-0096	7/11/2024	3	-	24D-0096-AS	0 - 1 ft	
				24D-0096-BS	1 - 2 ft	
				24D-0096-CS	2 - 3 ft	
24D-0097	No access to property					
24D-0098	7/10/2024	0.75	-	24D-0098-AS	0 - 0.75 ft	Very steep shoreline with large boulders. Composite of 3 Attempts: Attempt #1: 0.75 ft Attempt #2: 0.6 ft Attempt #3: 0.5 ft Refusal on gravel and cobble at 0.75 ft max penetration. No samples collected from BS or CS intervals.
24D-0099	7/10/2024	0.4	-	24D-0099-AS	0 - 0.4 ft	Sample location up on vegetated bank with large cobbles and revetment present. Composite of 4 attemptes: Attempt #1: 0.6' Attempt #2: 0.6' Attempt #3: 0.95' Refusal on roots and rocks at 0.95' max pen. No BS or CS samples collected.
24D-0100	7/10/2024	0.95	-	24D-0100-AD; 24D-0100-AS	0 - 0.95 ft	Field duplicate collected at AS horizon. Sample location up on vegetated bank beneath overhanging canopy. Large revetment present. Composite of 3 attempts: Attempt #1: 0.6' Attempt #2: 0.6' Attempt #3: 0.95' Refusal on roots and rocks at 0.95' max pen. No BS or CS samples collected.
24D-0101	7/10/2024	0.95	-	24D-0101-AS	0 - 0.95 ft	Sample location up on back underneath canopy. Large trees and vines present. Refusal on revetment at 0.95 ft max penetration. No samples collected from BS or CS intervals.
24D-0102	Massachusetts Bay Transportation Authority Right of Way					
24D-0103	5/28/2024	0.4	-	24D-0103-AS	0 - 0.4 ft	Topsoil, mossy area in semi-open understory. Relatively flat downgradient of revetment. Abundant roots. East of large revetment area extending towards right of way. Refusal at maximum penetration of 0.4'= ft on rocks and roots. MS/MSD taken with 0.4 ft recovery.
24D-0104	5/28/2024	1.6	1.4	24D-0104-AS	0 - 1 ft	Short shelf of exposed soils with small and large roots present on the surface. Vines and poison ivy upgradient with decaying shrubs west and woody shrubs east. Cobble spread across shoreline with deadfalls and snag in water.
				24D-0104-BS	1 - 1.6 ft	

Table 2
Soil Boring and Sampling Interval Summary
Phase 2 Data Evaluation Summary Memorandum
Lower Neponset River
Boston and Milton, Massachusetts

Location ID	Date of Boring	Total Boring Depth (feet)	Depth to Water (feet)	Sample IDs	Sample Depth	Comments
24D-0105	5/28/2024	1.9	-	24D-0105-AS	0 - 1 ft	Semi-open sandy slope, rill erosion and bank destabilization (exposed roots, washout of top soils). Across from surfaced island. Poison ivy and large oak tree present.
				24D-0105-BS	1 - 1.9 ft	
24D-0106	5/28/2024	2.5	-	24D-0106-AS	0 - 1 ft	Approximately 5 ft from river and 3 ft above current level. Shallow slope near toe of steep bank. Roots and cobble on surface soils, vines and poison ivy throughout. Beaver activity present.
				24D-0106-BS	1 - 2 ft	
				24D-0106-CS	2 - 2.5 ft	
24D-0107	5/24/2024	0.5	-	24D-0107-AS	0 - 0.5 ft	Moved location from mapped and flagged location to be downstream of outfall. New location is approximately 10 ft downstream of the outfall on a narrow shelf approximately 1.5 ft above current river level. Steeply sloping bank above location. Fill and concrete slabs present. Very strong foul odor coming from outfall. 24D-0107-AS sample composite of (4) attempts with the following penetration: Attempt #1: 0.0-0.4 ft Attempt #2: 0.0-0.5 ft Attempt #3: 0.0-0.2 ft Attempt #4: 0.0-0.4 ft GPS coordinates taken in the middle of the (4) shallow boring holes.
24D-0108	5/23/2024	2	-	24D-0108-AD; 24D-0108-AS	0 - 1 ft	Boring hole located on downslope bank. Open area with trees upgradient. Rocks, cobble, moss, leaves and woody debris present. Thunderstorm rain delay.
				24D-0108-BS	1 - 2 ft	
24D-0109	5/23/2024	1.7	-	24D-0109-AS	0 - 1 ft	Wooded downslope with vines, moss, and cobble at surface. Steep 1-2 ft dropoff from bank to the river. Chain-linked fence along upper plateau area.
				24D-0109-BS	1 - 1.7 ft	
24D-0110	5/24/2024	1.8	-	24D-0110-AS	0 - 1 ft	Open, approximately 15° rocky slope 3-4 ft from edge of water. Dense canopy with beech and maple trees. Leaf litter and woody debris in understory. AS sample at original boring hole attempt 0.0-1.0 ft. BS sample composite of 2 boring holes: 1.0-1.4 ft (original boring hole) 1.0-1.8 ft (second boring hole) GPS point taken between 2 boring holes, both within 10 ft radius of target flag.
				24D-0110-BS	1 - 1.8 ft	
24D-0111	5/24/2024	1.8	-	24D-0111-AS	0 - 1 ft	Dense maple and ash wooded slope with moss, vines, cobble and leaf litter present. Just upstream of rubble dam. Woody debris and bark present on slope. Poison ivy intermittently spread across understory.
				24D-0111-BS	1 - 1.8 ft	
24D-0112	5/23/2024	1.4	-	24D-0112-AS	0 - 1 ft	Location is on river bank approximately 2 ft above current river level and below steep slope. Very rocky with heavy root content. GPS taken from midpoint of three holes used to composite sample in A interval. Max penetration of 1.0 ft. Able to penetrate to 1.4 ft for BS sample after moving rock and roots.
				24D-0112-BS	1 - 1.4 ft	

Table 2
Soil Boring and Sampling Interval Summary
Phase 2 Data Evaluation Summary Memorandum
Lower Neponset River
Boston and Milton, Massachusetts

Location ID	Date of Boring	Total Boring Depth (feet)	Depth to Water (feet)	Sample IDs	Sample Depth	Comments
24D-0113	6/13/2024	2.2	-	24D-0113-AD; 24D-0113-AS	0 - 1 ft	Sample location on wooded slope upgradient of sandy shoreline. Next to pine tree by chain-linked fence at the top of slope. Downstream of rubble dam. Refusal on gravel, also sidewall collapse from sand and gravel, max penetration 2.2 ft.
				24D-0113-BS	1 - 2 ft	
				24D-0113-CS	2 - 2.2 ft	
24D-0114	6/13/2024	2.6	-	24D-0114-AS	0 - 1 ft	Dry clay density increasing with depth and compaction preventing further advancement past 2.6 ft max penetration.
				24D-0114-BS	1 - 2 ft	
				24D-0114-CS	2 - 2.6 ft	
24D-0115	6/13/2024	1.6	-	24D-0115-AD; 24D-0115-AS	0 - 1 ft	Sample location on wooded slope upgradient from relatively open dry mud flat. Refusal on cobble at 1.6 ft max penetration. No sample collected from CS interval.
				24D-0115-BS	1 - 1.6 ft	
24D-0116	6/13/2024	2.8	1.6	24D-0116-AS	0 - 1 ft	Open and relatively flat understory with little vegetation. Dense canopy overhead hanging over the water line. Location approximately 8-10 ft from the water line. Refusal on gravel at 2.8 ft max penetration.
				24D-0116-BS	1 - 2 ft	
				24D-0116-CS	2 - 2.8 ft	
24D-0117	6/12/2024	3	-	24D-0117-AS	0 - 1 ft	Wooded area with woody debris, leaf litter and poison ivy present.
				24D-0117-BS	1 - 2 ft	
				24D-0117-CS	2 - 3 ft	
24D-0118	6/12/2024	0.7	-	24D-0118-AS	0 - 0.7 ft	Outfall present upgradient/slightly upstream from sample location. Mostly all revetment, boulders, armor. Refusal on revetment/armor at max penetration of 0.7 ft. Samples collected only at AS horizon.
24D-0119	6/12/2024	0.6	0.4	24D-0119-AS	0 - 0.6 ft	Outfall present upgradient/slightly upstream from sample location. Mostly all revetment, boulders, armor. Refusal on revetment/armor at max penetration of 0.6 ft in Attempt #1 and 0.4 ft in Attempt #2. Samples collected only at AS horizon from composite of Attempt #1 and Attempt #2. No samples collected from BS or CS intervals.
24D-0120	6/12/2024	0.7	-	24D-0120-AD; 24D-0120-AS	0 - 0.7 ft	Sample location on shelf >5 ft from water line. Cobbles, woody debris, leaf litter, roots present at surface. Refusal on cobble and large roots at 0.7 ft max penetration. No samples collected from BS or CS intervals.
24D-0121	6/11/2024	1.5	-	24D-0121-AS	0 - 1 ft	Sample location upgradient on slope with grass and poison ivy throughout. Refusal on gravel layer at 1.5 ft. No sample collected from CS interval.
				24D-0121-BS	1 - 1.5 ft	
24D-0122	6/11/2024	2.6	-	24D-0122-AS	0 - 1 ft	Semi-open shelf with woody debris, leaves, moss, and roots present. Large area of poison ivy. 2.6 ft max penetration, refusal on gravel.
				24D-0122-BS	1 - 2 ft	
				24D-0122-CS	2 - 2.6 ft	

Table 2
Soil Boring and Sampling Interval Summary
Phase 2 Data Evaluation Summary Memorandum
Lower Neponset River
Boston and Milton, Massachusetts

Location ID	Date of Boring	Total Boring Depth (feet)	Depth to Water (feet)	Sample IDs	Sample Depth	Comments
24D-0123	6/11/2024	0.6	-	24D-0123-AS	0 - 0.6 ft	Outfall just upstream/upgradient of sample location. Most of 10 ft radius covered with poison ivy. (4) total attempts, AS sample taken from Attempt #1 max penetration 0.6 ft. Refusal on roots.
24D-0124	6/11/2024	3	-	24D-0124-AS	0 - 1 ft	Semi-open downslope with moss, trees, poison ivy, and exposed soils. Roots, gravel, and cobble on surface. Large area of exposed soils with broad cavity underneath.
				24D-0124-BS	1 - 2 ft	
				24D-0124-CS	2 - 3 ft	
24D-0125	6/10/2024	2	0.5	24D-0125-AD; 24D-0125-AS	0 - 1 ft	Trees, woody debris, shrubs, roots, leaf litter, Japanese Knotweed present along shoreline. Sand and gravel sidewall collapse beneath water table preventing further advancement past 2.0 ft max penetration at Attempt #1 boring hole. (4) total attempts. No sample collected from CS interval.
				24D-0125-BS	1 - 2 ft	
24D-0126	6/10/2024	1.9	-	24D-0126-AS	0 - 1 ft	Very steep slope, shoreline covered with cobble, gravel, roots, large maple tree. Leaf litter present. Sand and gravel cave-in preventing advancement past max penetration of 1.9 ft; no sample collected from CS interval.
				24D-0126-BS	1 - 1.9 ft	
24D-0127	6/10/2024	0.9	-	24D-0127-AS	0 - 0.9 ft	Sample location on steep mossy downslope with trees present. Large roots and cobble exposed at surface. Location approximately 5-10 ft from water line. 24D-0127-AS sample composite of (4) attempts with max penetration of 0.9 ft: Attempt #1: 0.0-0.6 ft Attempt #2: 0.0-0.9 ft Attempt #3: 0.0-0.5 ft Attempt #4: 0.0-0.7 ft Refusal on large roots at each attempt. No samples collected from BS or CS intervals.
24D-0128	6/10/2024	2.4	1.8	24D-0128-AS	0 - 1 ft	Outfall present just upstream/upgradient of sample location. Location approximately 10-15 ft from shoreline. Overhanging canopy. Attempt #1: AS (0.0-1.0 ft) Refusal on gravel at 1.0 ft during Attempt #1. Attempt #2: BS (1.0-2.0 ft) Attempt #3: CS (2.0-2.4 ft) Sidewall collapse beneath water table preventing further advancement past max penetration at 2.4 ft.
				24D-0128-BS	1 - 2 ft	
				24D-0128-CS	2 - 2.4 ft	
24D-0129	6/7/2024	2	0.8	24D-0129-AS	0 - 1 ft	Samples taken for AS, BS horizons. No sample collected from CS interval due to sand and gravel sidewall collapse.
				24D-0129-BS	1 - 2 ft	
24D-0130	6/7/2024	2.1	-	24D-0130-AS	0 - 1 ft	On mossy shelf 2-3 ft from water line. Dense overhead canopy with semi open understory. Woody debris, roots, gravel, leaf litter present. Refusal on gravel and cobble.
				24D-0130-BS	1 - 2 ft	
				24D-0130-CS	2 - 2.1 ft	
24D-0131	6/7/2024	1.4	-	24D-0131-AS	0 - 1 ft	Sample on downslope approximately 5 ft upgradient from water line. Poison ivy abundant. Sand and gravel sidewall collapse preventing further advancement past max penetration at 1.4 ft. No sample collected from CS interval.
				24D-0131-BS	1 - 1.4 ft	

Table 2
Soil Boring and Sampling Interval Summary
Phase 2 Data Evaluation Summary Memorandum
Lower Neponset River
Boston and Milton, Massachusetts

Location ID	Date of Boring	Total Boring Depth (feet)	Depth to Water (feet)	Sample IDs	Sample Depth	Comments
24D-0132	6/7/2024	2	0.8	24D-0132-AS	0 - 1 ft	Small open exposed mudflat downgradient of large swath of poison ivy. Large deadfall, snags, woody debris in water. BS composite of (2) boring holes (Attempt #2 and Attempt #3 from 1.0-1.4 ft and 1.4-2.0 ft), respectively. Refusal on gravel and cave in at max penetration of 2.0 ft. No sample collected from CS interval.
				24D-0132-BS	1 - 2 ft	
24D-0133	6/27/2024	1.9	0.75	24D-0133-AS	0 - 1 ft	Sample location just downstream & downgradient of outfall. Mud flat outcropping. Refusal on cobble at 1.9 ft max penetration. No sample collected from CS interval.
				24D-0133-BS	1 - 1.9 ft	
24D-0134	6/27/2024	2	1	24D-0134-AS	0 - 1 ft	Near toe of slope on flat area 5 ft from river level at time of sampling. MS/MSD at AS horizon. No sample collected from CS interval - coarse material below water table falls out of auger, not recoverable.
				24D-0134-BS	1 - 2 ft	
24D-0135	6/27/2024	0.8	-	24D-0135-AS	0 - 0.8 ft	Sample location on side of steep slope near septic tank-like structure. Refusal on roots at 0.8 ft max penetration. No samples collected from BS or CS intervals.
24D-0136	6/25/2024	3	1.5	24D-0136-AS	0 - 1 ft	Location on relatively flat vegetated outcropping downstream of rubble dam. MS/MSD at AS horizon.
				24D-0136-BS	1 - 2 ft	
				24D-0136-CS	2 - 3 ft	
24D-0137	6/25/2024	2	-	24D-0137-AS	0 - 1 ft	Location near top of steep rocky downslope under dense canopy. Refusal on cobbles at 2.0 ft max penetration. No sample collected from CS interval.
				24D-0137-BS	1 - 2 ft	
24D-0138	6/25/2024	0.8	0.4	24D-0138-AS	0 - 0.8 ft	Location along rocky shoreline downgradient of steep vegetated shelf. MS/MSD at AS horizon. Refusal on cobbles at 0.8 ft max penetration. No samples collectedf rom BS or CS intervals.
24D-0139	6/25/2024	2	0.6	24D-0139-AS	0 - 1 ft	Location along rocky shoreline downgradient of steep vegetated shelf. Dense sand collapse preventing further advancement past 2.0 ft max penetration. No sample collected from CS interval.
				24D-0139-BS	1 - 2 ft	
24D-0140	6/26/2024	2	0.8	24D-0140-AS	0 - 1 ft	In washed out bank alluvium on slope. Refusal at 2 ft due to fine sand caving into boring.
				24D-0140-BS	1 - 2 ft	
24D-0141	6/26/2024	1.4	-	24D-0141-AS	0 - 1 ft	Above bankfull level on shallow wooded slope. Refusal on cobbles. No sample collected from CS interval.
				24D-0141-BS	1 - 1.4 ft	
24D-0142	6/26/2024	1.5	-	24D-0142-AS	0 - 1 ft	
				24D-0142-BS	1 - 1.5 ft	
24D-0143	6/26/2024	1.2	-	24D-0143-AS	0 - 1 ft	Shallow slope 10 ft from current river edge.
				24D-0143-BS	1 - 1.2 ft	

Table 2
Soil Boring and Sampling Interval Summary
Phase 2 Data Evaluation Summary Memorandum
Lower Neponset River
Boston and Milton, Massachusetts

Location ID	Date of Boring	Total Boring Depth (feet)	Depth to Water (feet)	Sample IDs	Sample Depth	Comments
24D-0144	6/26/2024	1.3	-	24D-0144-AS	0 - 1 ft	No sample collected from CS interval due to cobble refusal.
				24D-0144-BS	1 - 1.3 ft	
24D-0145	6/27/2024	1.7	1.5	24D-0145-AS	0 - 1 ft	Refused - gravel/cobble and coarse soil collapse at 1.7 ft. No sample collected from CS interval.
				24D-0145-BS	1 - 1.7 ft	
24D-0146	6/20/2024	1	-	24D-0146-AS	0 - 1 ft	Vegetated downslope with large roots and cobbles present at the surface. Refusal on large cobble at 1.0 ft max penetration. No samples collected from BS or CS interval.
24D-0147	6/20/2024	1.7	-	24D-0147-AS	0 - 1 ft	Sample location on downslope with cobble, large roots, and moss present at the surface. Dense canopy overhead with a mostly open understory. Refusal on large cobble at 1.7 ft max penetration. No sample collected from CS interval.
				24D-0147-BS	1 - 1.7 ft	
24D-0148	6/20/2024	2.3	-	24D-0148-AS	0 - 1 ft	Approximately 45° vegetated downslope with coarse gravel across surface. Maple dominant canopy overhead. Refusal on large cobble at 2.3 ft max penetration.
				24D-0148-BS	1 - 2 ft	
				24D-0148-CS	2 - 2.3 ft	
24D-0149	6/20/2024	2	0.6	24D-0149-AS	0 - 1 ft	Sample location downstream of outfall. On bank with roots near edge of canopy and water line. Sand and gravel sidewall collapse preventing further advancement past 2.0 ft max penetration. No sample collected from CS interval.
				24D-0149-BS	1 - 2 ft	
24D-0150	6/20/2024	1.2	-	24D-0150-AS	0 - 1 ft	Steep vegetated downslope. Woody debris, leaves, cobble, and bark present. Sidewall collapse preventing further advancement past 1.2 ft max penetration. No sample collected from CS interval.
				24D-0150-BS	1 - 1.2 ft	
24D-0151	6/24/2024	1.5	-	24D-0151-AS	0 - 1 ft	Location on narrow shelf on bank downstream of outfall. Roots, moss, gravel present at surface. Sand and gravel sidewall collapse preventing further advancement past 1.5 ft max penetration. No sample collected from CS interval.
				24D-0151-BS	1 - 1.5 ft	
24D-0152	7/15/2024	3	-	24D-0152-AS	0 - 1 ft	Sample location up on downslope. Canopy overhanging. Large cobbles and boulders present at surface. Moss, leaf litter, woody debris present.
				24D-0152-BS	1 - 2 ft	
				24D-0152-CS	2 - 3 ft	
24D-0153	7/11/2024	1.2	-	24D-0153-AS	0 - 1 ft	Vegetated bank at toe of steep slope. Refusal on large cobbles at 1.2 ft max penetration. No sample collected from CS interval.
				24D-0153-BS	1 - 1.2 ft	
24D-0154	7/11/2024	1.8	-	24D-0154-AS	0 - 1 ft	Sample location under canopy. Relatively open rocky understory. Refusal on cobble at 1.8 ft max penetration. No sample collected from CS interval.
				24D-0154-BS	1 - 1.8 ft	

Table 2
Soil Boring and Sampling Interval Summary
Phase 2 Data Evaluation Summary Memorandum
Lower Neponset River
Boston and Milton, Massachusetts

Location ID	Date of Boring	Total Boring Depth (feet)	Depth to Water (feet)	Sample IDs	Sample Depth	Comments
24D-0155	7/12/2024	3	2	24D-0155-AD; 24D-0155-AS	0 - 1 ft	On broad shallow floodplain.
				24D-0155-BS	1 - 2 ft	
				24D-0155-CS	2 - 3 ft	
24D-0156	7/12/2024	3	2.2	24D-0156-AS	0 - 1 ft	On broad flat floodplain.
				24D-0156-BS	1 - 2 ft	
				24D-0156-CS	2 - 3 ft	
24D-0157	7/12/2024	3	2	24D-0157-AS	0 - 1 ft	On shallow sloped floodplain.
				24D-0157-BS	1 - 2 ft	
				24D-0157-CS	2 - 3 ft	
24D-0158	7/12/2024	1.9	-	24D-0158-AS	0 - 1 ft	On upland slope.
				24D-0158-BS	1 - 1.9 ft	
24D-0159	7/12/2024	0.7	-	24D-0159-AS	0 - 0.7 ft	On upland slope.
24D-0160	7/15/2024	3	-	24D-0160-AD; 24D-0160-AS	0 - 1 ft	Dense canopy overhead open understory. Sample location up on downslope. Leaf litter and woody debris present at surface. Attempt #1: AS sample collected (refusal on gravel at 1.0 ft) Attempts #2-3: immediate refusal on gravel Attempt #4: BS, CS samples collected
				24D-0160-BS	1 - 2 ft	
				24D-0160-CS	2 - 3 ft	
24D-0161	7/15/2024	1.6	-	24D-0161-AS	0 - 1 ft	Dense canopy overhead open understory. Sample location up on downslope upgradient of exposed mud flat. Leaf litter and woody debris present at surface. Refusal on large cobbles and roots at 1.6 ft max penetration. No sample collected from CS interval.
				24D-0161-BS	1 - 1.6 ft	
24D-0162	7/15/2024	1.5	-	24D-0162-AS	0 - 1 ft	Dense canopy overhead open understory. Sample location up on downslope upgradient of exposed mud flat. Leaf litter, woody debris, woody shrubs, and cobbles present at surface. Loose gravel and dry silt sidewall collapse preventing further advancement past 1.5 ft max penetration. No sample collected from CS interval.
				24D-0162-BS	1 - 1.5 ft	
24D-0163	7/16/2024	0.9	-	24D-0163-AS	0 - 0.9 ft	Sample location at toe of wooded downslope at beginning of mud flat. Refusal on gravel and roots at 0.9 ft max penetration. No samples collected from BS or CS interval.
24D-0164	7/16/2024	2.5	1.1	24D-0164-AS	0 - 1 ft	Outfall present upstream. Trees, woody shrubs, poison ivy present. Dense maple canopy overhead. Refusal on gravel at 2.5 ft max penetration.
				24D-0164-BS	1 - 2 ft	
				24D-0164-CS	2 - 2.5 ft	

Table 2
Soil Boring and Sampling Interval Summary
Phase 2 Data Evaluation Summary Memorandum
Lower Neponset River
Boston and Milton, Massachusetts

Location ID	Date of Boring	Total Boring Depth (feet)	Depth to Water (feet)	Sample IDs	Sample Depth	Comments
24D-0165	7/16/2024	1.5	-	24D-0165-AS	0 - 1 ft	Sample location up on downslope. Dense canopy. Abudant leaf litter present. Loose sidewall collapse preventing further advancement past 1.5 ft max penetration.
				24D-0165-BS	1 - 1.5 ft	
24D-0166	7/16/2024	2.6	1.6	24D-0166-AS	0 - 1 ft	Sample location on vegetated mud flat outcropping. Abundant woody debris. Refusal on gravel at 2.6 ft max penetration.
				24D-0166-BS	1 - 2 ft	
				24D-0166-CS	2 - 2.6 ft	
24D-0167	7/16/2024	2	1.5	24D-0167-AS	0 - 1 ft	Sample location at toe of slope on mud flat. Refusal on cobble at 2.0 ft max penetration. No sample collected from CS interval.
				24D-0167-BS	1 - 2 ft	
24D-0168	6/13/2024	2.6	1.75	24D-0168-AS	0 - 1 ft	Sample location shifted 9.5 ft towards river. Flagged location among large roots.
				24D-0168-BS	1 - 2 ft	
				24D-0168-CS	2 - 2.6 ft	
24D-0169	6/13/2024	2.4	2.2	24D-0169-AS	0 - 1 ft	
				24D-0169-BS	1 - 2 ft	
				24D-0169-CS	2 - 2.4 ft	
24D-0170	6/13/2024	1.6	-	24D-0170-AS	0 - 1 ft	Very dry gravely soils. No sample collected from CS interval due to constant collapse of hole.
				24D-0170-BS	1 - 1.6 ft	
24D-0171	6/17/2024	2.6	1.7	24D-0171-AD; 24D-0171-AS	0 - 1 ft	Moved 4 ft closer to river due to thick roots.
				24D-0171-BS	1 - 2 ft	
				24D-0171-CS	2 - 2.6 ft	
24D-0172	6/17/2024	3	1.3	24D-0172-AS	0 - 1 ft	Slightly upslope from edge of river.
				24D-0172-BS	1 - 2 ft	
				24D-0172-CS	2 - 3 ft	

Table 2
Soil Boring and Sampling Interval Summary
Phase 2 Data Evaluation Summary Memorandum
Lower Neponset River
Boston and Milton, Massachusetts

Location ID	Date of Boring	Total Boring Depth (feet)	Depth to Water (feet)	Sample IDs	Sample Depth	Comments
24D-0173	6/17/2024	3	0.4	24D-0173-AS	0 - 1 ft	On mud flat approx 10 ft from bottom slope.
				24D-0173-BS	1 - 2 ft	
				24D-0173-CS	2 - 3 ft	
24D-0174	6/17/2024	2.5	-	24D-0174-AS	0 - 1 ft	Approximately 6 ft upslope of edge mud flat. Roots too thick, moved 8 ft along contour.
				24D-0174-BS	1 - 2 ft	
				24D-0174-CS	2 - 2.5 ft	
24D-0175	6/17/2024	2.3	1	24D-0175-AS	0 - 1 ft	At foot of slope.
				24D-0175-BS	1 - 2 ft	
				24D-0175-CS	2 - 2.3 ft	
24D-0176	6/18/2024	3	-	24D-0176-AD; 24D-0176-AS	0 - 1 ft	Wooded downslope with dense canopy and semi open understory. Abundant leaf litter present. Island surfaced in the river. Walking path and chain-linked fence uphill.
				24D-0176-BS	1 - 2 ft	
				24D-0176-CS	2 - 3 ft	
24D-0177	6/18/2024	1.1	-	24D-0177-AS	0 - 1 ft	Wooded downslope. Island surfaced in the river. Walking path and chain-linked fence uphill. Refusal on cobble at 1.1 ft max penetration. No sample collected from CS interval.
				24D-0177-BS	1 - 1.1 ft	
24D-0178	6/18/2024	1.5	-	24D-0178-AS	0 - 1 ft	Wooded downslope. Walking path and chain-linked fence uphill. Refusal on cobbles at 1.5 ft max penetration. No sample collected from CS interval.
				24D-0178-BS	1 - 1.5 ft	
24D-0179	6/18/2024	1.6	-	24D-0179-AD; 24D-0179-AS	0 - 1 ft	Sample location on downslope from walking path. By end of chain-linked fence and curb. Near the base of a maple tree. Refusal on gravel and sidewall collapse. No sample collected from CS interval.
				24D-0179-BD; 24D-0179-BS	1 - 1.6 ft	
24D-0180	6/18/2024	1.8	-	24D-0180-AS	0 - 1 ft	Sample location on downslope off walking path. Rotting trees surrounding area, but dense canopy remains. Open understory.
				24D-0180-BS	1 - 1.8 ft	
24D-0181	6/18/2024	3	1.8	24D-0181-AS	0 - 1 ft	Wooded downslope between walking path and river. Moss and roots present at surface. Branches and deadfall overhanging.
				24D-0181-BS	1 - 2 ft	
				24D-0181-CS	2 - 3 ft	

Table 2
Soil Boring and Sampling Interval Summary
Phase 2 Data Evaluation Summary Memorandum
Lower Neponset River
Boston and Milton, Massachusetts

Location ID	Date of Boring	Total Boring Depth (feet)	Depth to Water (feet)	Sample IDs	Sample Depth	Comments
24D-0182	6/19/2024	3	-	24D-0182-AS	0 - 1 ft	Wooded downslope between walking path and river. Abundant leaf litter and woody debris across surface. MS/MSD at AS and BS horizons.
				24D-0182-BS	1 - 2 ft	
				24D-0182-CS	2 - 3 ft	
24D-0183	6/19/2024	1.8	-	24D-0183-AS	0 - 1 ft	Sample location at toe of wooded downslope between walking path and river. Attempt #1: (refusal on large root) Attempt #2: (AS sample collected, refusal on cobble/gravel) Attempt #3: (BS sample collected, refusal on gravel and cobble layer at 1.8 ft max penetration)
				24D-0183-BS	1 - 1.8 ft	
24D-0184	6/19/2024	2.7	-	24D-0184-AS	0 - 1 ft	On broad shallow bank next to large stick structures. Refusal on gravel layer at 2.7 ft max penetration.
				24D-0184-BS	1 - 2 ft	
				24D-0184-CS	2 - 2.7 ft	
24D-0185	6/19/2024	3	2.5	24D-0185-AS	0 - 1 ft	At toe of downslope at vegetated mud flat.
				24D-0185-BS	1 - 2 ft	
				24D-0185-CS	2 - 3 ft	
24D-0186	6/21/2024	1.4	-	24D-0186-AD; 24D-0186-AS	0 - 1 ft	Multiple attempts could not pass 1.4 ft due to cobbles and collapse in hole. No sample collected from CS interval.
				24D-0186-BS	1 - 1.4 ft	
24D-0187	6/21/2024	1.5	-	24D-0187-AS	0 - 1 ft	Dense cobble layer at 1.5 ft. Three attempts same refusal. Moved location 10 ft towards river.
				24D-0187-BS	1 - 1.5 ft	
24D-0188	6/21/2024	3	-	24D-0188-AS	0 - 1 ft	Location shifted 5 ft closer to river due to roots. MS/MSD at AS horizon.
				24D-0188-BS	1 - 2 ft	
				24D-0188-CS	2 - 3 ft	
24D-0189	6/24/2024	1.8	-	24D-0189-AS	0 - 1 ft	No sample collected from CS interval, thick roots at 1.8 ft. Three attempts.
				24D-0189-BS	1 - 1.8 ft	
24D-0190	6/24/2024	3	0.85	24D-0190-AS	0 - 1 ft	
				24D-0190-BS	1 - 2 ft	
				24D-0190-CS	2 - 3 ft	

Table 2
Soil Boring and Sampling Interval Summary
Phase 2 Data Evaluation Summary Memorandum
Lower Neponset River
Boston and Milton, Massachusetts

Location ID	Date of Boring	Total Boring Depth (feet)	Depth to Water (feet)	Sample IDs	Sample Depth	Comments
24D-0191	6/24/2024	2.3	2.1	24D-0191-AS	0 - 1 ft	Refusal at 2.3 ft. Cobbles increasing with depth.
				24D-0191-BS	1 - 2 ft	
				24D-0191-CS	2 - 2.3 ft	
24D-0192	6/24/2024	3	1.9	24D-0192-AS	0 - 1 ft	
				24D-0192-BS	1 - 2 ft	
				24D-0192-CS	2 - 3 ft	
24D-0193	6/27/2024	2.5	-	24D-0193-AS	0 - 1 ft	Sample location near bottom of slope downgradient from walking path. Dense canopy with open understory. MS/MSD at AS horizon. Refusal on gravel, 2.5 ft max penetration.
				24D-0193-BS	1 - 2 ft	
				24D-0193-CS	2 - 2.5 ft	
24D-0194	6/28/2024	2.6	0.4	24D-0194-AS	0 - 1 ft	Poor GPS reception. Refusal 2.6 ft, on cobble/boulder.
				24D-0194-BS	1 - 2 ft	
				24D-0194-CS	2 - 2.6 ft	
24D-0195	6/6/2024	1	-	24D-0195-AS	0 - 1 ft	Near the toe of slope, upgradient of large vegetated mud flat. Dense canopy with relatively open understory. No samples collected from BS and CS intervals due to refusal on large/coarse gravel and large roots. Volume collected for MS/MSD at AS horizon.
24D-0196	6/28/2024	1.4	0.8	24D-0196-AS	0 - 1 ft	Attempted three times. Refusal at 1.4 ft on large cobbles and small boulders.
				24D-0196-BS	1 - 1.4 ft	
24D-0197	6/6/2024	2.4	-	24D-0197-AS	0 - 1 ft	On steep slope between foot path and mud flats.
				24D-0197-BS	1 - 2 ft	
				24D-0197-CS	2 - 2.4 ft	
24D-0198	6/28/2024	1.9	-	24D-0198-AD; 24D-0198-AS	0 - 1 ft	Only able to auger to 1.5 ft. Made three attempts including with tile spade. 1.5-1.9 ft all cobbles and all loose. Holes kept collapsing. No sample collected from CS interval.
				24D-0198-BS	1 - 1.5 ft	
24D-0199	No access to property.					

Table 2
Soil Boring and Sampling Interval Summary
Phase 2 Data Evaluation Summary Memorandum
Lower Neponset River
Boston and Milton, Massachusetts

Location ID	Date of Boring	Total Boring Depth (feet)	Depth to Water (feet)	Sample IDs	Sample Depth	Comments
24D-0200	6/28/2024	1.6	-	24D-0200-AS	0 - 1 ft	Top 10 foot slope, very steep. Soils bony, hole refused three times deepest obtained 1.6 ft. No sample collected from CS interval.
				24D-0200-BS	1 - 1.6 ft	
24D-0201	6/28/2024	2	-	24D-0201-AS	0 - 1 ft	Poor GPS signal. Refusal on cobble and roots max penetration 2.0 ft.
				24D-0201-BS	1 - 2 ft	
24D-0202	7/1/2024	0.8	0.3	24D-0202-AS	0 - 0.8 ft	Original location on top bedrock cliff approximately 10-14 ft above river and in the center of a dense briar patch. Location was adjusted roughly 5-7 ft off cliff towards water. Today water level is higher and location cannot be safely accessed. Moved point 15-20 ft up stream for safety concerns. After three attempts deepest obtained 0.8 ft, refused on cobble/boulder.
24D-0203	7/1/2024	2.9	-	24D-0203-AS	0 - 1 ft	
				24D-0203-BS	1 - 2 ft	
				24D-0203-CS	2 - 2.9 ft	
24D-0204	5/22/2024	1.9	-	24D-0204-AS	0 - 1 ft	Just downgradient of the footpath, downstream of Pine Tree Brook and the Central Ave bridge. Leaf litter and woody debris abundant over soils. Next to very large oak tree.
				24D-0204-BS	1 - 1.9 ft	
24D-0205	5/22/2024	2	0.3	24D-0205-AS	0 - 1 ft	At toe of slope downgradient from footpath. Adjacent to likely temporarily open flooded stagnant wetland. Woody debris and vines present.
				24D-0205-BS	1 - 2 ft	
24D-0206	5/22/2024	3	2.2	24D-0206-AS	0 - 1 ft	Flat floodplain with native soils/sediment. Detritus and deadfall present. Approximately halfway between footpath and river.
				24D-0206-BS	1 - 2 ft	
				24D-0206-CS	2 - 3 ft	
24D-0207	5/22/2024	1.4	-	24D-0207-AS	0 - 1 ft	Near foot path, heavy tree canopy, on slope with soils consisting of slate pieces with heavy organics.
				24D-0207-BS	1 - 1.4 ft	
24D-0208	7/10/2024	3	0.8	24D-0208-AS	0 - 1 ft	Flag was laying flat in field. Unable to determine if flag was at actual location. Assumed flag did not move far as location appears to be correct relative to 207, the pedestrian bridge, and the DCR trail.
				24D-0208-BS	1 - 2 ft	
				24D-0208-CS	2 - 3 ft	
24D-0209	7/10/2024	1.7	-	24D-0209-AS	0 - 1 ft	Refusal at 1.7 ft. Refusal likely bedrock.
				24D-0209-BS	1 - 1.7 ft	

Table 2
Soil Boring and Sampling Interval Summary
Phase 2 Data Evaluation Summary Memorandum
Lower Neponset River
Boston and Milton, Massachusetts

Location ID	Date of Boring	Total Boring Depth (feet)	Depth to Water (feet)	Sample IDs	Sample Depth	Comments
24D-0210	7/1/2024	0.4	-	24D-0210-AS	0 - 0.4 ft	Location originally adjusted towards river. Located on bedrock adjacent outcrop. Moved 4 ft closer to river. Refusal on bedrock 0.4 ft. All 4 attempts.
24D-0211	7/1/2024	0.8	-	24D-0211-AD; 24D-0211-AS	0 - 0.8 ft	Three attempts, refusal at 0.8 ft, boulder/bedrock.
24D-0212	7/1/2024	1.4	-	24D-0212-AS	0 - 1 ft	Location up against pilings. Hole refused at 1.4 ft on roots.
				24D-0212-BS	1 - 1.4 ft	
24D-0213	7/1/2024	1	-	24D-0213-AS	0 - 1 ft	Located on river side of pilings. Root refusal at two locations. Final location approximately 8 ft downstream and 4 feet closer to stream. Trees and wild life habitat. Holes all refused. Deepest 1 foot. No samples collected from BS and CS intervals.
24D-0214	7/10/2024	2	-	24D-0214-AS	0 - 1 ft	Location shifted 3 ft towards river from flag due to roots.
				24D-0214-BS	1 - 2 ft	
24D-0215	6/10/2024	1.5	0.4	24D-0215-AD; 24D-0215-AS	0 - 1 ft	Point bar sampling by Dana Ave. bridge. No sample collected from CS interval. Sediments too coarse, could not maintain open hole. Continual collapse both with auger and shovel. 3 attempts were made.
				24D-0215-BS	1 - 1.5 ft	
24D-0216	6/10/2024	2	0.4	24D-0216-AS	0 - 1 ft	Point bar sampling by Dana Ave. bridge. No sample collected from CS interval. Sediments too coarse, could not maintain open hole. Continual collapse both with auger and shovel. 3 attempts were made.
				24D-0216-BS	1 - 1.5 ft	
24D-0217	6/10/2024	2	0.3	24D-0217-AS	0 - 1 ft	Point bar sampling by Dana Ave. bridge. No sample collected from CS interval. Sediments too coarse, could not maintain open hole. Continual collapse both with auger and shovel. 3 attempts were made.
				24D-0217-BS	1 - 1.7 ft	
24D-0218	7/17/2024	3	2.2	24D-0218-AS	0 - 1 ft	Location added with EPA approval in area regularly used by the public for gardening. Sample location on elevated vegetated mud flat. Large boulder-like revetment present. Downgradient from retaining wall.
				24D-0218-BS	1 - 2 ft	
				24D-0218-CS	2 - 3 ft	
24D-0219	7/17/2024	1.5	-	24D-0219-AS	0 - 1 ft	Location added with EPA approval in area regularly used by the public for gardening. Sample location up on vegetated bank. Large revetment, bricks, and trash present. Adjusted downstream of outfall in retaining wall. Refusal on bricks at 1.5 ft max penetration. No sample collected from CS interval.
				24D-0219-BS	1 - 1.5 ft	
24D-1068	6/10/2024	2.4	1.35	24D-1068-CS	2 - 2.4 ft	The sample container from the CS depth interval from 24D-0068-CS was broken when received by SGS. Another location (24D-1068) was advanced in the vicinity so that another sample from CS depth interval could be collected.

Table 3
Analyte List for Floodplain Soil Samples
Phase 2 Data Evaluation Summary Memorandum
Lower Neponset River
Boston and Milton, Massachusetts

Sample ID	Depth Interval	PCB Congeners	PCDD/F	TAL Metals and Mercury	TCL SVOCs	TCL VOCs
24D-0001-AS	0 - 1 ft	X	X	X	X	X
24D-0001-BS	1 - 1.5 ft	X	X	X	X	X
24D-0002-AS	0 - 1 ft	X	X	X	X	X
24D-0002-BS	1 - 1.9 ft	X	X	X	X	X
24D-0003-AS	0 - 1 ft	X	X	X	X	X
24D-0003-BS	1 - 1.5 ft	X	X	X	X	X
24D-0004-AS	0 - 1 ft	X	X	X	X	X
24D-0004-BS	1 - 1.4 ft	X	X	X	X	X
24D-0005-AS	0 - 0.8 ft	X	X	X	X	X
24D-0006-AS	0 - 1 ft	X	X	X	X	X
24D-0006-BS	1 - 2 ft	X	X	X	X	X
24D-0006-CS	2 - 2.4 ft	X	X	X	X	X
24D-0008-AD	0 - 1 ft	X	X	X	X	X
24D-0008-AS	0 - 1 ft	X	X	X	X	X
24D-0008-BS	1 - 2 ft	X	X	X	X	X
24D-0008-CS	2 - 2.3 ft	X	X	X	X	
24D-0009-AD	0 - 1 ft	X	X	X	X	X
24D-0009-AS	0 - 1 ft	X	X	X	X	X
24D-0009-BS	1 - 2 ft	X	X	X	X	X
24D-0009-CS	2 - 3 ft	X	X	X	X	X
24D-0010-AS	0 - 1 ft	X	X	X	X	X
24D-0010-BS	1 - 2 ft	X	X	X	X	X
24D-0010-CS	2 - 3 ft	X	X	X	X	X
24D-0011-AS	0 - 1 ft	X	X	X	X	X
24D-0011-BS	1 - 2 ft	X	X	X	X	X
24D-0011-CS	2 - 3 ft	X	X	X	X	X
24D-0012-AS	0 - 1 ft	X	X	X	X	X
24D-0012-BS	1 - 2 ft	X	X	X	X	X
24D-0012-CS	2 - 2.5 ft	X	X	X	X	X
24D-0013-AS	0 - 1 ft	X	X	X	X	X
24D-0013-BS	1 - 2 ft	X	X	X	X	X
24D-0013-CS	2 - 2.1 ft	X	X			
24D-0014-AS	0 - 1 ft	X	X	X	X	X
24D-0014-BS	1 - 1.6 ft	X	X	X	X	X
24D-0015-AS	0 - 1 ft	X	X	X	X	X
24D-0016-AS	0 - 1 ft	X	X	X	X	X
24D-0016-BS	1 - 1.3 ft	X	X	X	X	X
24D-0017-AS	0 - 0.4 ft	X	X	X	X	X
24D-0018-AS	0 - 1 ft	X	X	X	X	X
24D-0019-AS	0 - 1 ft	X	X	X	X	X
24D-0019-BS	1 - 1.6 ft	X	X	X	X	X
24D-0020-AS	0 - 1 ft	X	X	X	X	X
24D-0020-BS	1 - 2 ft	X	X	X	X	X
24D-0020-CS	2 - 3 ft	X	X	X	X	X
24D-0021-AS	0 - 1 ft	X	X	X	X	X
24D-0021-BS	1 - 2 ft	X	X	X	X	X
24D-0021-CS	2 - 3 ft	X	X	X	X	X
24D-0022-AS	0 - 1 ft	X	X	X	X	X
24D-0022-BS	1 - 1.9 ft	X	X	X	X	X
24D-0023-AS	0 - 1 ft	X	X	X	X	X
24D-0023-BS	1 - 2 ft	X	X	X	X	X
24D-0024-AS	0 - 1 ft	X	X	X	X	X
24D-0024-BS	1 - 2 ft	X	X	X	X	X
24D-0024-CS	2 - 3 ft	X	X	X	X	X
24D-0025-AD	0 - 0.6 ft	X	X	X	X	X
24D-0025-AS	0 - 0.6 ft	X	X	X	X	X
24D-0026-AS	0 - 1 ft	X	X	X	X	X
24D-0026-BS	1 - 2 ft	X	X	X	X	X
24D-0026-CS	2 - 3 ft	X	X	X	X	X
24D-0027-AS	0 - 1 ft	X	X	X	X	X
24D-0028-AS	0 - 1 ft	X	X	X	X	X
24D-0028-BS	1 - 1.6 ft	X	X	X	X	X
24D-0029-AS	0 - 1 ft	X	X	X	X	X
24D-0029-BS	1 - 1.5 ft	X	X	X	X	X
24D-0030-AS	0 - 1 ft	X	X	X	X	X
24D-0030-BS	1 - 1.3 ft	X	X	X	X	X
24D-0031-AS	0 - 1 ft	X	X	X	X	X
24D-0031-BS	1 - 1.8 ft	X	X	X	X	X
24D-0032-AS	0 - 0.6 ft	X	X	X	X	X
24D-0033-AS	0 - 1 ft	X	X	X	X	X
24D-0033-BS	1 - 1.9 ft	X	X	X	X	X
24D-0034-AS	0 - 0.9 ft	X	X	X	X	X
24D-0035-AS	0 - 0.9 ft	X	X	X	X	X
24D-0036-AD	0 - 1 ft	X	X	X	X	X
24D-0036-AS	0 - 1 ft	X	X	X	X	X

Table 3
Analyte List for Floodplain Soil Samples
Phase 2 Data Evaluation Summary Memorandum
Lower Neponset River
Boston and Milton, Massachusetts

Sample ID	Depth Interval	PCB Congeners	PCDD/F	TAL Metals and Mercury	TCL SVOCs	TCL VOCs
24D-0036-BS	1 - 2 ft	X	X	X	X	X
24D-0036-CS	2 - 2.5 ft	X	X	X	X	X
24D-0037-AS	0 - 1 ft	X	X	X	X	X
24D-0037-BS	1 - 1.5 ft	X	X	X	X	X
24D-0038-AS	0 - 1 ft	X	X	X	X	X
24D-0038-BS	1 - 2 ft	X	X	X	X	X
24D-0038-CS	2 - 3 ft	X	X	X	X	X
24D-0039-AS	0 - 1 ft	X	X	X	X	X
24D-0039-BS	1 - 1.2 ft	X	X			
24D-0040-AS	0 - 1 ft	X	X	X	X	X
24D-0041-AS	0 - 1 ft	X	X	X	X	X
24D-0042-AS	0 - 1 ft	X	X	X	X	X
24D-0042-BS	1 - 2 ft	X	X	X	X	X
24D-0042-CS	2 - 3 ft	X	X	X	X	X
24D-0043-AS	0 - 1 ft	X	X	X	X	X
24D-0043-BS	1 - 2 ft	X	X	X	X	X
24D-0043-CS	2 - 3 ft	X	X	X	X	X
24D-0044-AS	0 - 1 ft	X	X	X	X	X
24D-0044-BS	1 - 2 ft	X	X	X	X	X
24D-0044-CS	2 - 3 ft	X	X	X	X	X
24D-0045-AS	0 - 1 ft	X	X	X	X	X
24D-0046-AS	0 - 1 ft	X	X	X	X	X
24D-0046-BS	1 - 1.6 ft	X	X	X	X	X
24D-0047-AS	0 - 1 ft	X	X	X	X	X
24D-0048-AS	0 - 0.8 ft	X	X	X	X	X
24D-0049-AS	0 - 1 ft	X	X	X	X	X
24D-0049-BS	1 - 2 ft	X	X	X	X	X
24D-0050-AS	0 - 1 ft	X	X	X	X	X
24D-0050-BS	1 - 2 ft	X	X	X	X	X
24D-0050-CS	2 - 3 ft	X	X	X	X	X
24D-0051-AS	0 - 1 ft	X	X	X	X	X
24D-0051-BS	1 - 1.7 ft	X	X	X	X	X
24D-0051-CS	2 - 2.7 ft	X	X	X	X	X
24D-0052-AS	0 - 1 ft	X	X	X	X	X
24D-0052-BS	1 - 2 ft	X	X	X	X	X
24D-0053-AS	0 - 1 ft	X	X	X	X	X
24D-0053-BS	1 - 2 ft	X	X	X	X	X
24D-0053-CS	2 - 2.5 ft	X	X	X	X	
24D-0054-AS	0 - 1 ft	X	X	X	X	X
24D-0054-BS	1 - 1.5 ft	X	X	X	X	
24D-0055-AS	0 - 1 ft	X	X	X	X	X
24D-0055-BS	1 - 1.7 ft	X	X	X	X	X
24D-0056-AS	0 - 1 ft	X	X	X	X	X
24D-0056-BS	1 - 1.8 ft	X	X	X	X	X
24D-0057-AS	0 - 1 ft	X	X	X	X	X
24D-0058-AS	0 - 1 ft	X	X	X	X	X
24D-0058-BS	1 - 2 ft	X	X	X	X	X
24D-0058-CS	2 - 3 ft	X	X	X	X	X
24D-0059-AS	0 - 1 ft	X	X	X	X	X
24D-0059-BS	1 - 1.5 ft	X	X	X	X	
24D-0060-AS	0 - 1 ft	X	X	X	X	X
24D-0060-BS	1 - 1.4 ft	X	X	X	X	X
24D-0061-AS	0 - 1 ft	X	X	X	X	X
24D-0062-AS	0 - 1 ft	X	X	X	X	X
24D-0062-BS	1 - 2 ft	X	X	X	X	X
24D-0062-CS	2 - 3 ft	X	X	X	X	X
24D-0063-AD	0 - 1 ft	X	X	X	X	X
24D-0063-AS	0 - 1 ft	X	X	X	X	X
24D-0063-BS	1 - 2 ft	X	X	X	X	X
24D-0064-AS	0 - 1 ft	X	X	X	X	X
24D-0064-BS	1 - 2 ft	X	X	X	X	X
24D-0064-CS	2 - 2.8 ft	X	X	X	X	X
24D-0065-AD	0 - 1 ft	X	X	X	X	X
24D-0065-AS	0 - 1 ft	X	X	X	X	X
24D-0065-BS	1 - 1.2 ft	X	X			
24D-0066-AS	0 - 1 ft	X	X	X	X	X
24D-0066-BS	1 - 1.8 ft	X	X	X	X	X
24D-0067-AS	0 - 1 ft	X	X	X	X	X
24D-0067-BS	1 - 2 ft	X	X	X	X	X
24D-0067-CS	2 - 2.5 ft	X	X	X	X	X
24D-0068-AS	0 - 1 ft	X	X	X	X	X
24D-0068-BS	1 - 2 ft	X	X	X	X	X
24D-0068-CS	2 - 2.3 ft			X	X	X
24D-0069-AS	0 - 1 ft	X	X	X	X	X
24D-0069-BS	0 - 1.8 ft	X	X	X	X	X

Table 3
Analyte List for Floodplain Soil Samples
Phase 2 Data Evaluation Summary Memorandum
Lower Neponset River
Boston and Milton, Massachusetts

Sample ID	Depth Interval	PCB Congeners	PCDD/F	TAL Metals and Mercury	TCL SVOCs	TCL VOCs
24D-0070-AS	0 - 1 ft	X	X	X	X	X
24D-0070-BS	1 - 2 ft	X	X	X	X	X
24D-0070-CS	2 - 3 ft	X	X	X	X	X
24D-0071-AS	0 - 1 ft	X	X	X	X	X
24D-0071-BS	1 - 2 ft	X	X	X	X	X
24D-0071-CS	2 - 2.6 ft	X	X	X	X	X
24D-0072-AS	0 - 1 ft	X	X	X	X	X
24D-0072-BS	1 - 2 ft	X	X	X	X	X
24D-0072-CS	2 - 2.4 ft	X	X	X	X	X
24D-0073-AS	0 - 1 ft	X	X	X	X	X
24D-0073-BS	1 - 1.4 ft	X	X	X	X	X
24D-0074-AS	0 - 1 ft	X	X	X	X	X
24D-0074-BS	1 - 2 ft	X	X	X	X	X
24D-0074-CS	2 - 2.9 ft	X	X	X	X	X
24D-0075-AS	0 - 1 ft	X	X	X	X	X
24D-0075-BS	1 - 2 ft	X	X	X	X	X
24D-0075-CS	2 - 3 ft	X	X	X	X	X
24D-0076-AS	0 - 1 ft	X	X	X	X	X
24D-0076-BS	1 - 2 ft	X	X	X	X	X
24D-0076-CS	2 - 2.9 ft	X	X	X	X	X
24D-0077-AS	0 - 1 ft	X	X	X	X	X
24D-0077-BS	1 - 2 ft	X	X	X	X	X
24D-0077-CS	2 - 2.7 ft	X	X	X	X	X
24D-0078-AS	0 - 1 ft	X	X	X	X	X
24D-0078-BS	1 - 2 ft	X	X	X	X	X
24D-0078-CS	2 - 2.8 ft	X	X	X	X	X
24D-0079-AS	0 - 1 ft	X	X	X	X	X
24D-0079-BS	1 - 2 ft	X	X	X	X	X
24D-0079-CS	2 - 3 ft	X	X	X	X	X
24D-0080-AS	0 - 1 ft	X	X	X	X	X
24D-0080-BS	1 - 2 ft	X	X	X	X	X
24D-0080-CS	2 - 3 ft	X	X	X	X	X
24D-0081-AS	0 - 1 ft	X	X	X	X	X
24D-0081-BS	1 - 2 ft	X	X	X	X	X
24D-0081-CS	2 - 3 ft	X	X	X	X	X
24D-0082-AS	0 - 1 ft	X	X	X	X	X
24D-0082-BS	1 - 2 ft	X	X	X	X	X
24D-0082-CS	2 - 2.7 ft	X	X	X	X	X
24D-0083-AD	0 - 1 ft	X	X	X	X	X
24D-0083-AS	0 - 1 ft	X	X	X	X	X
24D-0083-BD	1 - 1.6 ft	X	X	X	X	X
24D-0083-BS	1 - 1.6 ft	X	X	X	X	X
24D-0084-AS	0 - 1 ft	X	X	X	X	X
24D-0084-BS	1 - 2 ft	X	X	X	X	X
24D-0084-CS	2 - 3 ft	X	X	X	X	X
24D-0085-AS	0 - 1 ft	X	X	X	X	X
24D-0085-BS	1 - 2 ft	X	X	X	X	X
24D-0085-CS	2 - 2.6 ft	X	X	X	X	X
24D-0086-AS	0 - 1 ft	X	X	X	X	X
24D-0086-BS	1 - 2 ft	X	X	X	X	X
24D-0086-CS	2 - 2.1 ft	X	X			
24D-0087-AS	0 - 1 ft	X	X	X	X	X
24D-0087-BS	1 - 2 ft	X	X	X	X	X
24D-0087-CS	2 - 2.2 ft	X	X	X		
24D-0088-AS	0 - 1 ft	X	X	X	X	X
24D-0088-BS	1 - 2 ft	X	X	X	X	X
24D-0088-CS	2 - 3 ft	X	X	X	X	X
24D-0089-AS	0 - 1 ft	X	X	X	X	X
24D-0089-BS	1 - 2 ft	X	X	X	X	X
24D-0089-CS	2 - 3 ft	X	X	X	X	X
24D-0090-AD	0 - 1 ft	X	X	X	X	X
24D-0090-AS	0 - 1 ft	X	X	X	X	X
24D-0090-BS	1 - 2 ft	X	X	X	X	X
24D-0090-CS	2 - 2.9 ft	X	X	X	X	X
24D-0091-AS	0 - 1 ft	X	X	X	X	X
24D-0091-BS	1 - 1.8 ft	X	X	X	X	X
24D-0092-AD	0 - 1 ft	X	X	X	X	X
24D-0092-AS	0 - 1 ft	X	X	X	X	X
24D-0092-BS	1 - 1.3 ft	X	X	X	X	X
24D-0093-AS	0 - 0.7 ft	X	X	X	X	X
24D-0094-AS	0 - 1 ft	X	X	X	X	X
24D-0094-BS	1 - 2 ft	X	X	X	X	X
24D-0094-CS	2 - 2.7 ft	X	X	X	X	X
24D-0095-AS	0 - 1 ft	X	X	X	X	X
24D-0095-BS	1 - 1.5 ft	X	X	X	X	X

Table 3
Analyte List for Floodplain Soil Samples
Phase 2 Data Evaluation Summary Memorandum
Lower Neponset River
Boston and Milton, Massachusetts

Sample ID	Depth Interval	PCB Congeners	PCDD/F	TAL Metals and Mercury	TCL SVOCs	TCL VOCs
24D-0096-AS	0 - 1 ft	X	X	X	X	X
24D-0096-BS	1 - 2 ft	X	X	X	X	X
24D-0096-CS	2 - 3 ft	X	X	X	X	X
24D-0098-AS	0 - 0.75 ft	X	X	X	X	X
24D-0099-AS	0 - 0.4 ft	X	X	X	X	X
24D-0100-AD	0 - 0.95 ft	X	X	X	X	X
24D-0100-AS	0 - 0.95 ft	X	X	X	X	X
24D-0101-AS	0 - 0.95 ft	X	X	X	X	X
24D-0103-AS	0 - 0.4 ft	X	X	X	X	X
24D-0104-AS	0 - 1 ft	X	X	X	X	X
24D-0104-BS	1 - 1.6 ft	X	X	X	X	X
24D-0105-AS	0 - 1 ft	X	X	X	X	X
24D-0105-BS	1 - 1.9 ft	X	X	X	X	X
24D-0106-AS	0 - 1 ft	X	X	X	X	X
24D-0106-BS	1 - 2 ft	X	X	X	X	X
24D-0106-CS	2 - 2.5 ft	X	X	X	X	X
24D-0107-AS	0 - 0.5 ft	X	X	X	X	X
24D-0108-AD	0 - 1 ft	X	X	X	X	X
24D-0108-AS	0 - 1 ft	X	X	X	X	X
24D-0108-BS	1 - 2 ft	X	X	X	X	X
24D-0109-AS	0 - 1 ft	X	X	X	X	X
24D-0109-BS	1 - 1.7 ft	X	X	X	X	X
24D-0110-AS	0 - 1 ft	X	X	X	X	X
24D-0110-BS	1 - 1.8 ft	X	X	X	X	X
24D-0111-AS	0 - 1 ft	X	X	X	X	X
24D-0111-BS	1 - 1.8 ft	X	X	X	X	X
24D-0112-AS	0 - 1 ft	X	X	X	X	X
24D-0112-BS	1 - 1.4 ft	X	X	X	X	X
24D-0113-AD	0 - 1 ft	X	X	X	X	X
24D-0113-AS	0 - 1 ft	X	X	X	X	X
24D-0113-BS	1 - 2 ft	X	X	X	X	X
24D-0113-CS	2 - 2.2 ft	X	X	X	X	X
24D-0114-AS	0 - 1 ft	X	X	X	X	X
24D-0114-BS	1 - 2 ft	X	X	X	X	X
24D-0114-CS	2 - 2.6 ft	X	X	X	X	X
24D-0115-AD	0 - 1 ft	X	X	X	X	X
24D-0115-AS	0 - 1 ft	X	X	X	X	X
24D-0115-BS	1 - 1.6 ft	X	X	X	X	X
24D-0116-AS	0 - 1 ft	X	X	X	X	X
24D-0116-BS	1 - 2 ft	X	X	X	X	X
24D-0116-CS	2 - 2.8 ft	X	X	X	X	X
24D-0117-AS	0 - 1 ft	X	X	X	X	X
24D-0117-BS	1 - 2 ft	X	X	X	X	X
24D-0117-CS	2 - 3 ft	X	X	X	X	X
24D-0118-AS	0 - 0.7 ft	X	X	X	X	X
24D-0119-AS	0 - 0.6 ft	X	X	X	X	
24D-0120-AD	0 - 0.7 ft	X	X	X	X	X
24D-0120-AS	0 - 0.7 ft	X	X	X	X	X
24D-0121-AS	0 - 1 ft	X	X	X	X	X
24D-0121-BS	1 - 1.5 ft	X	X	X	X	X
24D-0122-AS	0 - 1 ft	X	X	X	X	X
24D-0122-BS	1 - 2 ft	X	X	X	X	X
24D-0122-CS	2 - 2.6 ft	X	X	X	X	X
24D-0123-AS	0 - 0.6 ft	X	X	X	X	X
24D-0124-AS	0 - 1 ft	X	X	X	X	X
24D-0124-BS	1 - 2 ft	X	X	X	X	X
24D-0124-CS	2 - 3 ft	X	X	X	X	X
24D-0125-AD	0 - 1 ft	X	X	X	X	X
24D-0125-AS	0 - 1 ft	X	X	X	X	X
24D-0125-BS	1 - 2 ft	X	X	X	X	X
24D-0126-AS	0 - 1 ft	X	X	X	X	X
24D-0126-BS	1 - 1.9 ft	X	X	X	X	X
24D-0127-AS	0 - 0.9 ft	X	X	X	X	X
24D-0128-AS	0 - 1 ft	X	X	X	X	X
24D-0128-BS	1 - 2 ft	X	X	X	X	X
24D-0128-CS	2 - 2.4 ft	X	X	X	X	X
24D-0129-AS	0 - 1 ft	X	X	X	X	X
24D-0129-BS	1 - 2 ft	X	X	X	X	X
24D-0130-AS	0 - 1 ft	X	X	X	X	X
24D-0130-BS	1 - 2 ft	X	X	X	X	X
24D-0130-CS	2 - 2.1 ft	X	X			
24D-0131-AS	0 - 1 ft	X	X	X	X	X
24D-0131-BS	1 - 1.4 ft	X	X	X	X	X
24D-0132-AS	0 - 1 ft	X	X	X	X	X
24D-0132-BS	1 - 2 ft	X	X	X	X	X

Table 3
Analyte List for Floodplain Soil Samples
Phase 2 Data Evaluation Summary Memorandum
Lower Neponset River
Boston and Milton, Massachusetts

Sample ID	Depth Interval	PCB Congeners	PCDD/F	TAL Metals and Mercury	TCL SVOCs	TCL VOCs
24D-0133-AS	0 - 1 ft	X	X	X	X	X
24D-0133-BS	1 - 1.9 ft	X	X	X	X	X
24D-0134-AS	0 - 1 ft	X	X	X	X	X
24D-0134-BS	1 - 2 ft	X	X	X	X	X
24D-0135-AS	0 - 0.8 ft	X	X	X	X	X
24D-0136-AS	0 - 1 ft	X	X	X	X	X
24D-0136-BS	1 - 2 ft	X	X	X	X	X
24D-0136-CS	2 - 3 ft	X	X	X	X	X
24D-0137-AS	0 - 1 ft	X	X	X	X	X
24D-0137-BS	1 - 2 ft	X	X	X	X	X
24D-0138-AS	0 - 0.8 ft	X	X	X	X	X
24D-0139-AS	0 - 1 ft	X	X	X	X	X
24D-0139-BS	1 - 2 ft	X	X	X	X	X
24D-0140-AS	0 - 1 ft	X	X	X	X	X
24D-0140-BS	1 - 2 ft	X	X	X	X	X
24D-0141-AS	0 - 1 ft	X	X	X	X	X
24D-0141-BS	1 - 1.4 ft	X	X	X	X	X
24D-0142-AS	0 - 1 ft	X	X	X	X	X
24D-0142-BS	1 - 1.5 ft	X	X	X	X	X
24D-0143-AS	0 - 1 ft	X	X	X	X	X
24D-0143-BS	1 - 1.2 ft	X	X	X		
24D-0144-AS	0 - 1 ft	X	X	X	X	X
24D-0144-BS	1 - 1.3 ft	X	X	X	X	X
24D-0145-AS	0 - 1 ft	X	X	X	X	X
24D-0145-BS	1 - 1.7 ft	X	X	X	X	X
24D-0146-AS	0 - 1 ft	X	X	X	X	X
24D-0147-AS	0 - 1 ft	X	X	X	X	X
24D-0147-BS	1 - 1.7 ft	X	X	X	X	X
24D-0148-AS	0 - 1 ft	X	X	X	X	X
24D-0148-BS	1 - 2 ft	X	X	X	X	X
24D-0148-CS	2 - 2.3 ft	X	X	X	X	X
24D-0149-AS	0 - 1 ft	X	X	X	X	X
24D-0149-BS	1 - 2 ft	X	X	X	X	X
24D-0150-AS	0 - 1 ft	X	X	X	X	X
24D-0150-BS	1 - 1.2 ft	X	X	X		
24D-0151-AS	0 - 1 ft	X	X	X	X	X
24D-0151-BS	1 - 1.5 ft	X	X	X	X	X
24D-0152-AS	0 - 1 ft	X	X	X	X	X
24D-0152-BS	1 - 2 ft	X	X	X	X	X
24D-0152-CS	2 - 3 ft	X	X	X	X	X
24D-0153-AS	0 - 1 ft	X	X	X	X	X
24D-0153-BS	1 - 1.2 ft	X	X	X		
24D-0154-AS	0 - 1 ft	X	X	X	X	X
24D-0154-BS	1 - 1.8 ft	X	X	X	X	X
24D-0155-AD	0 - 1 ft	X	X	X	X	X
24D-0155-AS	0 - 1 ft	X	X	X	X	X
24D-0155-BS	1 - 2 ft	X	X	X	X	X
24D-0155-CS	2 - 3 ft	X	X	X	X	X
24D-0156-AS	0 - 1 ft	X	X	X	X	X
24D-0156-BS	1 - 2 ft	X	X	X	X	X
24D-0156-CS	2 - 3 ft	X	X	X	X	
24D-0157-AS	0 - 1 ft	X	X	X	X	X
24D-0157-BS	1 - 2 ft	X	X	X	X	X
24D-0157-CS	2 - 3 ft	X	X	X	X	X
24D-0158-AS	0 - 1 ft	X	X	X	X	X
24D-0158-BS	1 - 1.9 ft	X	X	X	X	X
24D-0159-AS	0 - 0.7 ft	X	X	X	X	X
24D-0160-AD	0 - 1 ft	X	X	X	X	X
24D-0160-AS	0 - 1 ft	X	X	X	X	X
24D-0160-BS	1 - 2 ft	X	X	X	X	X
24D-0160-CS	2 - 3 ft	X	X	X	X	X
24D-0161-AS	0 - 1 ft	X	X	X	X	X
24D-0161-BS	1 - 1.6 ft	X	X	X	X	X
24D-0162-AS	0 - 1 ft	X	X	X	X	X
24D-0162-BS	1 - 1.5 ft	X	X	X	X	X
24D-0163-AS	0 - 0.9 ft	X	X	X	X	X
24D-0164-AS	0 - 1 ft	X	X	X	X	X
24D-0164-BS	1 - 2 ft	X	X	X	X	X
24D-0164-CS	2 - 2.5 ft	X	X	X	X	X
24D-0165-AS	0 - 1 ft	X	X	X	X	X
24D-0165-BS	1 - 1.5 ft	X	X	X	X	
24D-0166-AS	0 - 1 ft	X	X	X	X	X
24D-0166-BS	1 - 2 ft	X	X	X	X	X
24D-0166-CS	2 - 2.6 ft	X	X	X	X	X
24D-0167-AS	0 - 1 ft	X	X	X	X	X

Table 3
Analyte List for Floodplain Soil Samples
Phase 2 Data Evaluation Summary Memorandum
Lower Neponset River
Boston and Milton, Massachusetts

Sample ID	Depth Interval	PCB Congeners	PCDD/F	TAL Metals and Mercury	TCL SVOCs	TCL VOCs
24D-0167-BS	1 - 2 ft	X	X	X	X	X
24D-0168-AS	0 - 1 ft	X	X	X	X	X
24D-0168-BS	1 - 2 ft	X	X	X	X	X
24D-0168-CS	2 - 2.6 ft	X	X	X	X	X
24D-0169-AS	0 - 1 ft	X	X	X	X	X
24D-0169-BS	1 - 2 ft	X	X	X	X	X
24D-0169-CS	2 - 2.4 ft	X	X	X	X	
24D-0170-AS	0 - 1 ft	X	X	X	X	X
24D-0170-BS	1 - 1.6 ft	X	X	X	X	X
24D-0171-AD	0 - 1 ft	X	X	X	X	X
24D-0171-AS	0 - 1 ft	X	X	X	X	X
24D-0171-BS	1 - 2 ft	X	X	X	X	X
24D-0171-CS	2 - 2.6 ft	X	X	X	X	X
24D-0172-AS	0 - 1 ft	X	X	X	X	X
24D-0172-BS	1 - 2 ft	X	X	X	X	X
24D-0172-CS	2 - 3 ft	X	X	X	X	X
24D-0173-AS	0 - 1 ft	X	X	X	X	X
24D-0173-BS	1 - 2 ft	X	X	X	X	X
24D-0173-CS	2 - 3 ft	X	X	X	X	X
24D-0174-AS	0 - 1 ft	X	X	X	X	X
24D-0174-BS	1 - 2 ft	X	X	X	X	X
24D-0174-CS	2 - 2.5 ft	X	X	X	X	X
24D-0175-AS	0 - 1 ft	X	X	X	X	X
24D-0175-BS	1 - 2 ft	X	X	X	X	X
24D-0175-CS	2 - 2.3 ft	X	X	X	X	
24D-0176-AD	0 - 1 ft	X	X	X	X	X
24D-0176-AS	0 - 1 ft	X	X	X	X	X
24D-0176-BS	1 - 2 ft	X	X	X	X	X
24D-0176-CS	2 - 3 ft	X	X	X	X	X
24D-0177-AS	0 - 1 ft	X	X	X	X	X
24D-0177-BS	1 - 1.1 ft	X	X	X		
24D-0178-AS	0 - 1 ft	X	X	X	X	X
24D-0178-BS	1 - 1.5 ft	X	X	X	X	X
24D-0179-AD	0 - 1 ft	X	X	X	X	X
24D-0179-AS	0 - 1 ft	X	X	X	X	X
24D-0179-BD	1 - 1.6 ft	X	X	X	X	X
24D-0179-BS	1 - 1.6 ft	X	X	X	X	X
24D-0180-AS	0 - 1 ft	X	X	X	X	X
24D-0180-BS	1 - 1.8 ft	X	X	X	X	X
24D-0181-AS	0 - 1 ft	X	X	X	X	X
24D-0181-BS	1 - 2 ft	X	X	X	X	X
24D-0181-CS	2 - 3 ft	X	X	X	X	X
24D-0182-AS	0 - 1 ft	X	X	X	X	X
24D-0182-BS	1 - 2 ft	X	X	X	X	X
24D-0182-CS	2 - 3 ft	X	X	X	X	X
24D-0183-AS	0 - 1 ft	X	X	X	X	X
24D-0183-BS	1 - 1.8 ft	X	X	X	X	X
24D-0184-AS	0 - 1 ft	X	X	X	X	X
24D-0184-BS	1 - 2 ft	X	X	X	X	X
24D-0184-CS	2 - 2.7 ft	X	X	X	X	X
24D-0185-AS	0 - 1 ft	X	X	X	X	X
24D-0185-BS	1 - 2 ft	X	X	X	X	X
24D-0185-CS	2 - 3 ft	X	X	X	X	X
24D-0186-AD	0 - 1 ft	X	X	X	X	X
24D-0186-AS	0 - 1 ft	X	X	X	X	X
24D-0186-BS	1 - 1.4 ft	X	X	X	X	X
24D-0187-AS	0 - 1 ft	X	X	X	X	X
24D-0187-BS	1 - 1.5 ft	X	X	X	X	X
24D-0188-AS	0 - 1 ft	X	X	X	X	X
24D-0188-BS	1 - 2 ft	X	X	X	X	X
24D-0188-CS	2 - 3 ft	X	X	X	X	X
24D-0189-AS	0 - 1 ft	X	X	X	X	X
24D-0189-BS	1 - 1.8 ft	X	X	X	X	X
24D-0190-AS	0 - 1 ft	X	X	X	X	X
24D-0190-BS	1 - 2 ft	X	X	X	X	X
24D-0190-CS	2 - 3 ft	X	X	X	X	X
24D-0191-AS	0 - 1 ft	X	X	X	X	X
24D-0191-BS	1 - 2 ft	X	X	X	X	X
24D-0191-CS	2 - 2.3 ft	X	X	X	X	
24D-0192-AS	0 - 1 ft	X	X	X	X	X
24D-0192-BS	1 - 2 ft	X	X	X	X	X
24D-0192-CS	2 - 3 ft	X	X	X	X	X
24D-0193-AS	0 - 1 ft	X	X	X	X	X
24D-0193-BS	1 - 2 ft	X	X	X	X	X
24D-0193-CS	2 - 2.5 ft	X	X	X	X	X

Table 3
Analyte List for Floodplain Soil Samples
Phase 2 Data Evaluation Summary Memorandum
Lower Neponset River
Boston and Milton, Massachusetts

Sample ID	Depth Interval	PCB Congeners	PCDD/F	TAL Metals and Mercury	TCL SVOCs	TCL VOCs
24D-0194-AS	0 - 1 ft	X	X	X	X	X
24D-0194-BS	1 - 2 ft	X	X	X	X	X
24D-0194-CS	2 - 2.6 ft	X	X	X	X	X
24D-0195-AS	0 - 1 ft	X	X	X	X	X
24D-0196-AS	0 - 1 ft	X	X	X	X	X
24D-0196-BS	1 - 1.4 ft	X	X	X	X	
24D-0197-AS	0 - 1 ft	X	X	X	X	X
24D-0197-BS	1 - 2 ft	X	X	X	X	X
24D-0197-CS	2 - 2.4 ft	X	X	X	X	X
24D-0198-AD	0 - 1 ft	X	X	X	X	X
24D-0198-AS	0 - 1 ft	X	X	X	X	X
24D-0198-BS	1 - 1.5 ft	X	X	X	X	X
24D-0200-AS	0 - 1 ft	X	X	X	X	X
24D-0200-BS	1 - 1.6 ft	X	X	X	X	X
24D-0201-AS	0 - 1 ft	X	X	X	X	X
24D-0201-BS	1 - 2 ft	X	X	X	X	X
24D-0202-AS	0 - 0.8 ft	X	X	X	X	X
24D-0203-AS	0 - 1 ft	X	X	X	X	X
24D-0203-BS	1 - 2 ft	X	X	X	X	X
24D-0203-CS	2 - 2.9 ft	X	X	X	X	X
24D-0204-AS	0 - 1 ft	X	X	X	X	X
24D-0204-BS	1 - 1.9 ft	X	X	X	X	X
24D-0205-AS	0 - 1 ft	X	X	X	X	X
24D-0205-BS	1 - 2 ft	X	X	X	X	X
24D-0206-AS	0 - 1 ft	X	X	X	X	X
24D-0206-BS	1 - 2 ft	X	X	X	X	X
24D-0206-CS	2 - 3 ft	X	X	X	X	X
24D-0207-AS	0 - 1 ft	X	X	X	X	X
24D-0207-BS	1 - 1.4 ft	X	X	X	X	X
24D-0208-AS	0 - 1 ft	X	X	X	X	X
24D-0208-BS	1 - 2 ft	X	X	X	X	X
24D-0208-CS	2 - 3 ft	X	X	X	X	X
24D-0209-AS	0 - 1 ft	X	X	X	X	X
24D-0209-BS	1 - 1.7 ft	X	X	X	X	X
24D-0210-AS	0 - 0.4 ft	X	X	X	X	X
24D-0211-AD	0 - 0.8 ft	X	X	X	X	X
24D-0211-AS	0 - 0.8 ft	X	X	X	X	X
24D-0212-AS	0 - 1 ft	X	X	X	X	X
24D-0212-BS	1 - 1.4 ft	X	X	X	X	X
24D-0213-AS	0 - 1 ft	X	X	X	X	X
24D-0214-AS	0 - 1 ft	X	X	X	X	X
24D-0214-BS	1 - 2 ft	X	X	X	X	X
24D-0215-AD	0 - 1 ft	X	X	X	X	X
24D-0215-AS	0 - 1 ft	X	X	X	X	X
24D-0215-BS	1 - 1.5 ft	X	X	X	X	X
24D-0216-AS	0 - 1 ft	X	X	X	X	X
24D-0216-BS	1 - 1.5 ft	X	X	X	X	
24D-0217-AS	0 - 1 ft	X	X	X	X	X
24D-0217-BS	1 - 1.7 ft	X	X	X	X	X
24D-0218-AS	0 - 1 ft	X	X	X	X	X
24D-0218-BS	1 - 2 ft	X	X	X	X	X
24D-0218-CS	2 - 3 ft	X	X	X	X	X
24D-0219-AS	0 - 1 ft	X	X	X	X	X
24D-0219-BS	1 - 1.5 ft	X	X	X	X	X
24D-1068-CS (a)	2 - 2.4 ft	X	X			

Notes:
PCB - polychlorinated biphenyl
PCDD/F - dibenzodioxins/furans
TAL - target analyte list
TCL - target compound list
SVOCs - semi-volatile organic compounds
VOCs - volatile organic compounds
(a) The sample container for PCBs and PCDD/F analysis from the CS depth interval at location 24D-0068-CS was broken when received by SGS. Another location (24D-1068) was advanced in the vicinity of location 24D-0068 to collect a sample from the CS depth interval for PCBs and PCDD/F.

Table 4A
Soil Analytical Program Summary
Phase 2 Data Evaluation Summary Memorandum
Lower Neponset River
Boston, Massachusetts

Analyte Group	Method	Laboratory
Soil		
PCB Congeners	USEPA 1628	SGS - Wilmington
PCDD/F	USEPA 1613B	SGS - Wilmington
TCL VOCs	SFAM01.1	Alliance Technical Group
TCL SVOCs	SFAM01.1	Alliance Technical Group
TAL Metals (ICP-MS) Mercury (CVAA)	SFAM01.1	Chemtex

Notes:
CVAA – cold vapor atomic absorption
ICP-MS – inductively coupled plasma mass spectrometry
PCB – polychlorinated biphenyl
PCDD/F – dibenzodioxins/furans
SVOCs – semi-volatile organic compounds
TCL – target compound list
VOCs – volatile organic compounds

Table 4B
Sediment Analytical Program Summary
Phase 2 Data Evaluation Summary Memorandum
Lower Neponset River
Boston, Massachusetts

Analyte Group	Method	Laboratory
Sediment		
TCL VOCs	SFAM01.1	Alliance Technical Group
TCL SVOCs	SFAM01.1	Alliance Technical Group
PCB Congeners	USEPA 1628	SGS - Wilmington
PCDD/F	USEPA 1613B	SGS - Wilmington
TOC	Lloyd Kahn	Eurofins Lancaster
TAL Metals (ICP-MS) Mercury (CVAA)	SFAM01.1	Alliance Technical Group
Grain Size	ASTM D422 Modified	Eurofins Lancaster

Notes:
CVAA – cold vapor atomic absorption
ICP-MS – inductively coupled plasma mass spectrometry
PCB – polychlorinated biphenyl
PCDD/F – dibenzodioxins/furans
SVOCs – semi-volatile organic compounds
TCL – target compound list
TOC – total organic carbon
VOCs – volatile organic compounds

Table 4C
Surface Water Analytical Program Summary
Phase 2 Data Evaluation Summary Memorandum
Lower Neponset River
Boston, Massachusetts

Analyte Group	Method	Laboratory
Surface Water		
TCL VOCs	SFAM01.1	Eurofins Burlington
TCL Pesticides	SFAM01.1	Eurofins Burlington
PCB Congeners	USEPA 1668C	Pace Analytical
PCDD/F	USEPA 1613B	Pace Analytical
Total Cyanide	SFAM01.1	Southwest Research Institute
Total and Dissolved TAL Metals (ICP-MS) Mercury (CVAA)	SFAM01.1	Southwest Research Institute

Notes:
CVAA – cold vapor atomic absorption
ICP-MS – inductively coupled plasma mass spectrometry
PCB – polychlorinated biphenyl
PCDD/F – dibenzodioxins/furans
TCL – target compound list
VOCs – volatile organic compounds

Table 4D
Fish Analytical Program Summary
Phase 2 Data Evaluation Summary Memorandum
Lower Neponset River
Boston, Massachusetts

Analyte Group	Method	Laboratory
Fish Tissue		
PCB Congeners	HRSM02.1	Cape Fear Analytical
PCDD/F	HRSM02.1	Cape Fear Analytical
Lipids	Lab Method	SGS - Wilmington
Percent Moisture	ASTM D 2216-19	SGS - Wilmington
TCL Pesticides	USEPA 1699 Modified	ALS-Kelso
TAL Metals	USEPA 6020B	SGS-Dayton
Mercury	USEPA 1631E	Brooks Applied Labs
Methyl Mercury	USEPA 1630	Brooks Applied Labs

Notes:
PCB – polychlorinated biphenyl
PCDD/F – dibenzodioxins/furans
TAL – target analyte list
TCL – target compound list

Table 4E
Mussel Tissue Analytical Program Summary
Phase 2 Data Evaluation Summary Memorandum
Lower Neponset River
Boston and Milton, Massachusetts

Analyte Group	Method	Laboratory
Mussel Tissue		
PCB Congeners	USEPA 1668C	SGS - Wilmington
PCDD/F	USEPA 1613B	SGS - Wilmington
Lipids	Lab Method	SGS - Wilmington
Percent Moisture	ASTM D 2216-19	SGS - Wilmington
TCL Pesticides	USEPA 1699 Modified	ALS-Kelso
PAHs	USEPA 8270E-SIM	SGS-Dayton
TAL Metals	USEPA 6020B	SGS-Dayton
Mercury	USEPA 1631E	Brooks Applied Labs
Methyl Mercury	USEPA 1630	Brooks Applied Labs

Notes:
PAH – polycyclic aromatic hydrocarbon
PCB – polychlorinated biphenyl
PCDD/F – dibenzodioxins/furans
TAL – target analyte list
TCL – target compound list

Table 5
Analyte List for Surface Water Samples
Phase 2 Data Evaluation Summary Memorandum
Lower Neponset River
Boston and Milton, Massachusetts

Sample ID (a)	Sample Date	Sampling Depth (ft)	PCB Congeners	PCDD/F	TCL Pesticides	Total and Dissolved TAL Metals and Mercury	TCL VOCs	Total Cyanide
24B-0001-ASL	10/30/2024	0.5	X	X	X	X	X	X
24B-0001-ASL-F	10/30/2024	0.5				X		
24B-0002-ADL	10/30/2024	0.25	X	X	X	X	X	X
24B-0002-ADL-F	10/30/2024	0.25				X		
24B-0002-ASL	10/30/2024	0.25	X	X	X	X	X	X
24B-0002-ASL-F	10/30/2024	0.25				X		
24B-0003-ASL	10/30/2024	0.75	X	X	X	X	X	X
24B-0003-ASL-F	10/30/2024	0.75				X		
24B-0004-ASL	10/30/2024	0.3	X	X	X	X	X	X
24B-0004-ASL-F	10/30/2024	0.3				X		
24B-0005-ASL	10/30/2024	1.5	X	X	X	X	X	X
24B-0005-ASL-F	10/30/2024	1.5				X		
25A-0001-ASH	5/10/2025	1	X	X	X	X	X	X
25A-0001-ASH-F	5/10/2025	1				X		
25A-0002-ASH	5/10/2025	0.5	X	X	X	X	X	X
25A-0002-ASH-F	5/10/2025	0.5				X		
25A-0004-ASH	5/10/2025	2	X	X	X	X	X	X
25A-0004-ASH-F	5/10/2025	2				X		
25A-0005-ASH	5/10/2025	2	X	X	X	X	X	X
25A-0005-ASH-F	5/10/2025	2				X		
25A-0005-ASH-CS	5/10/2025	2	X	X	X	X	X	X
25A-0005-ASH-CS-F	5/10/2025	2				X		

Notes:
(a) Surface water samples that were field filtered for analysis of dissolved metals include "F" in the sample ID.
PCB – polychlorinated biphenyl
PCDD/F – dibenzodioxins/furans
TAL - target analyte list
TCL – target compound list
VOCs – volatile organic compounds

Table 6
Analyte List for Mussel Samples
Phase 2 Data Evaluation Summary Memorandum
Lower Neponset River
Boston and Milton, Massachusetts

Sample ID	Sample Date (a)	PCBs	PCDD/F	Mercury	Methyl Mercury	TAL Metals	PAHs	TCL Pesticides	Lipids	Percent Moisture
24E-06T0-XS (b)	6/20/24	X	X	X	X	X	X	X	X	X
24E-0001-1S	9/24/24	X	X	X	X	X	X	X	X	X
24E-0001-2S	9/24/24	X	X	X	X	X	X	X	X	X
24E-0003-1S	9/24/24	X	X	X	X	X	X	X	X	X
24E-0003-2S	9/24/24	X	X	X	X	X	X	X	X	X
24E-0004-1S	9/24/24	X	X	X	X	X	X	X	X	X
24E-0004-2S	9/24/24	X	X	X	X	X	X	X	X	X
24E-0005-1S	9/24/24	X	X	X	X	X	X	X	X	X
24E-0005-2S	9/24/24	X	X	X	X	X	X	X	X	X
24E-0006-1D	9/24/24	X	X	X	X	X	X	X	X	X
24E-0006-1S	9/24/24	X	X	X	X	X	X	X	X	X
24E-0006-2S	9/24/24	X	X	X	X	X	X	X	X	X
24E-0007A-1S	9/24/24	X	X	X	X	X	X	X	X	X
24E-0007A-2S	9/24/24	X	X	X	X	X	X	X	X	X
24E-0008-1S	9/24/24	X	X	X	X	X	X	X	X	X
24E-0008-2S	9/24/24	X	X	X	X	X	X	X	X	X
24E-0009-1S	9/24/24	X	X	X	X	X	X	X	X	X
24E-0009-2S	9/24/24	X	X	X	X	X	X	X	X	X

Notes:
(a) Mussel cages were retrieved on 9/24/24 after being deployed for periods ranging from 95 to 97 days.

(b) 24E-06T0-XS represents time 0 'pre-deployment' mussel concentrations. This sample was composed of 15 mussels collected from Willet Pond that were reserved in a separate cooler for determination of pre-exposure chemical concentrations. Mussels were held for 24 hours in clean water to depurate sediment before being frozen and shipped to the laboratory.

PAH – polycyclic aromatic hydrocarbon
PCB – polychlorinated biphenyl
PCDD/F – dibenzodioxins/furans
TAL - target analyte list
TCL – target compound list

Table 7
Sediment Coring and Sampling Interval Summary
Phase 2 Data Evaluation Summary Memorandum
Lower Neponset River
Boston and Milton, Massachusetts

Location ID	Date	Location Type	Total Coring Depth (feet)	Depth to Water (feet)	Sample IDs	Sample Depth	Comments
24A-0001	10/29/2024	Grab	0.5	N/A	24A-0001-AS	0 - 0.5 ft	N/A
24A-0002	10/29/2024	Grab	0.5	N/A	24A-0002-AS	0 - 0.5 ft	Under railroad bridge. Higher velocity area, mostly coarser material - gravel and coarse sand.
24A-0003	10/29/2024	Grab	0.5	N/A	24A-0003-AS	0 - 0.5 ft	GPS coordinates put station on middle of island. Collected approximately 30 feet east of main channel.
24A-0004	10/29/2024	Grab	0.5	N/A	24A-0004-AD; 24A-0004-AS	0 - 0.5 ft	N/A
24A-0005	10/29/2024	Grab	0.5	N/A	24A-0005-AS	0 - 0.5 ft	N/A
24A-0006	10/29/2024	Grab	0.5	N/A	24A-0006-AS	0 - 0.5 ft	GPS put station on rubble dam. Moved downstream 5 to 10 ft to a location out of flow. Some sheen observed in water during sample collection.
24A-0007	10/28/2024	Grab	0.5	N/A	24A-0007-AS	0 - 0.5 ft	N/A
24A-0008	10/28/2024	Grab	0.5	N/A	24A-0008-AS	0 - 0.5 ft	N/A
24A-0009	10/28/2024	Grab	0.5	N/A	24A-0009-AS	0 - 0.5 ft	N/A
24A-0010	10/28/2024	Grab	0.5	N/A	24A-0010-AS	0 - 0.5 ft	N/A
24A-0011	10/28/2024	Grab	0.5	N/A	24A-0011-AS	0 - 0.5 ft	N/A
24A-0012	10/28/2024	Grab	0.5	N/A	24A-0012-AS	0 - 0.5 ft	N/A
24A-0013	10/28/2024	Grab	0.5	N/A	24A-0013-AS	0 - 0.5 ft	N/A
24A-0014	10/28/2024	Grab	0.5	N/A	24A-0014-AD; 24A-0014-AS	0 - 0.5 ft	N/A
24A-0015	10/28/2024	Grab	0.5	N/A	24A-0015-AS	0 - 0.5 ft	N/A
24A-0016	10/28/2024	Grab	0.5	N/A	24A-0016-AS	0 - 0.5 ft	N/A
24A-0017	10/25/2024	Grab	0.5	N/A	24A-0017-AS	0 - 0.5 ft	N/A
24A-0018	10/25/2024	Grab	0.5	N/A	24A-0018-AS	0 - 0.5 ft	N/A
24A-0019	10/25/2024	Grab	0.5	N/A	24A-0019-AS	0 - 0.5 ft	N/A
24A-0020	10/25/2024	Grab	0.5	N/A	24A-0020-AS	0 - 0.5 ft	N/A
24A-0021	10/25/2024	Grab	0.5	N/A	24A-0021-AS	0 - 0.5 ft	Multiple grabs were very different. One was light brown medium sand. Another was gravel with darker brown medium sand. Another was gravel with darker brown sand with some silt.
24A-0022	10/25/2024	Grab	0.5	N/A	24A-0022-AS	0 - 0.5 ft	N/A
24A-0023	10/25/2024	Grab	0.5	N/A	24A-0023-AS	0 - 0.5 ft	N/A
24A-0024	10/25/2024	Grab	0.5	N/A	24A-0024-AS	0 - 0.5 ft	N/A
24A-0025	10/25/2024	Grab	0.5	N/A	24A-0025-AS	0 - 0.5 ft	N/A
24A-0026	10/25/2024	Grab	0.5	N/A	24A-0026-AS	0 - 0.5 ft	N/A
24A-0027	10/25/2024	Grab	0.5	N/A	24A-0027-AS	0 - 0.5 ft	N/A
24A-0028	10/25/2024	Grab	0.5	N/A	24A-0028-AS	0 - 0.5 ft	N/A
24A-0029	10/24/2024	Grab	0.5	N/A	24A-0029-AS	0 - 0.5 ft	N/A
24A-0030	10/24/2024	Grab	0.5	N/A	24A-0030-AS	0 - 0.5 ft	N/A
24A-0031	10/24/2024	Grab	0.5	N/A	24A-0031-AD; 24A-0031-AS	0 - 0.5 ft	N/A
24A-0032	10/24/2024	Grab	0.5	N/A	24A-0032-AS	0 - 0.5 ft	N/A
24A-0033	10/24/2024	Grab	0.5	N/A	24A-0033-AS	0 - 0.5 ft	N/A
24A-0034	10/24/2024	Grab	0.5	N/A	24A-0034-AS	0 - 0.5 ft	N/A
24A-0035	10/24/2024	Grab	0.5	N/A	24A-0035-AS	0 - 0.5 ft	N/A
24A-0036	10/24/2024	Grab	0.5	N/A	24A-0036-AD; 24A-0036-AS	0 - 0.5 ft	N/A
24A-0037	10/24/2024	Grab	0.5	N/A	24A-0037-AS	0 - 0.5 ft	Samplers had to move around to find location in otherwise rocky area.
24A-0038	10/24/2024	Grab	0.5	N/A	24A-0038-AS	0 - 0.5 ft	Some sheen observed during sample collection.
24A-0039	10/24/2024	Grab	0.5	N/A	24A-0039-AD; 24A-0039-AS	0 - 0.5 ft	N/A
24A-0040	10/24/2024	Grab	0.5	N/A	24A-0040-AS	0 - 0.5 ft	N/A

Table 7
Sediment Coring and Sampling Interval Summary
Phase 2 Data Evaluation Summary Memorandum
Lower Neponset River
Boston and Milton, Massachusetts

Location ID	Date	Location Type	Total Coring Depth (feet)	Depth to Water (feet)	Sample IDs	Sample Depth	Comments
24A-0041	10/1/2024	Core	3	2.3	24A-0041-AS; 24A-0041-AD	0 - 0.5 ft	Segregated between BS and CS intervals due to lithology change from fine sand to clay. Refusal on large stone layer, max penetration 3.0 ft.
					24A-0041-BS	0.5 - 1.7 ft	
					24A-0041-CS	1.7 - 3 ft	
24A-0042	10/4/2024	Core	2.1	-0.5	24A-0042-AS	0 - 0.5 ft	Adjusted point approximately 45 ft downstream to feasible sampling conditions. Adjacent boring hole to get volume for CS interval. Segregated BS and CS intervals due to change in lithology from silt to sand with gravel. Refusal on gravel at 2.1 ft penetration.
					24A-0042-BS	0.5 - 1.3 ft	
					24A-0042-CS	1.3 - 2.1 ft	
24A-0043	9/18/2024	Core	3.4	3.1	24A-0043-AS	0 - 0.5 ft	Segregated BS and CS intervals due to lithology change from silt to sand. Refusal on cobble - max penetration 3.4 ft.
					24A-0043-BS	0.5 - 1.7 ft	
					24A-0043-CS	1.7 - 3.4 ft	
24A-0044	9/18/2024	Core	3.6	3.1	24A-0044-AS	0 - 0.5 ft	Segregated between BS and CS intervals due to lithology change from silt to sand. Refusal on cobble - max penetration 3.6 ft.
					24A-0044-BD; 24A-0044-BS	0.5 - 1.7 ft	
					24A-0044-CS	1.7 - 3.6 ft	
24A-0045	10/24/2024	Grab	0.5	N/A	24A-0045-AS	0 - 0.5 ft	Sheen observed in sample and in water while collecting sample.
24A-0046	9/18/2024	Core	5.4	2.8	24A-0046-AS	0 - 0.5 ft	Segregated between BS and CS intervals due to lithology change from sand to silt. Refusal from cave in with sand and gravel, max penetration 5.4 ft.
					24A-0046-BS	0.5 - 2.5 ft	
					24A-0046-CS	2.5 - 5.4 ft	
24A-0047	9/24/2024	Core	2.2	N/A	24A-0047-AS	0 - 0.5 ft	Segregated between BS and CS intervals due to lithology change from sand to silt. Max penetration 2.2 ft due to refusal on layer of gravel and thick roots.
					24A-0047-BS	0.5 - 1.7 ft	
					24A-0047-CS	1.7 - 2.2 ft	
24A-0048	9/24/2024	Core	2.7	N/A	24A-0048-AS	0 - 0.5 ft	Segregated between BS and CS intervals due to lithology change from sand to silt. Refusal on large stone layer and hole collapsing. Max penetration 2.7 ft.
					24A-0048-BS	0.5 - 2 ft	
					24A-0048-CS	2 - 2.7 ft	
24A-0049	9/24/2024	Core	5	2.7	24A-0049-AS	0 - 0.5 ft	Segregated between BS and CS intervals due to lithology change from cobble to fine sand - along with color change. Hole collapsing, max penetration 5 ft.
					24A-0049-BS	0.5 - 2.8 ft	
					24A-0049-CS	2.8 - 5 ft	
24A-0050	9/18/2024	Core	4.5	2.5	24A-0050-AS	0 - 0.5 ft	Segregated between BS and CS intervals due to change of color and strong miscelleanous odor. Refusal on hole collapsing, max penetration 4.5 ft.
					24A-0050-BS	0.5 - 2.2 ft	
					24A-0050-CS	2.2 - 4.5 ft	
24A-0051	10/24/2024	Grab	0.5	N/A	24A-0051-AS	0 - 0.5 ft	N/A
24A-0052	9/17/2024	Core	3.5	3.4	24A-0052-AD; 24A-0052-AS	0 - 0.5 ft	Segregated BS and CS intervals at 2 ft due to presence of gravel in silt and unknown strong odor.
					24A-0052-BS	0.5 - 2 ft	
					24A-0052-CS	2 - 3.5 ft	
24A-0053	9/24/2024	Core	2.5	2.3	24A-0053-AS	0 - 0.5 ft	Segregated between BS ad CS intervals due to change of color. Refusal on gravel and thick stone layer at 2.5 ft.
					24A-0053-BS	0.5 - 1.3 ft	
					24A-0053-CS	1.3 - 2.5 ft	
24A-0054	9/17/2024	Core	1.9	1.85	24A-0054-AS	0 - 0.5 ft	Segregated between AS and BS intervals due to slight darkening of color and gravel component. Refusal on coarse gravel and cobbles. Max penetration 1.9 ft.
					24A-0054-BS	0.5 - 1 ft	
					24A-0054-CS	1 - 1.9 ft	
24A-0055	10/23/2024	Grab	0.5	N/A	24A-0055-AS	0 - 0.5 ft	N/A
24A-0056	9/25/2024	Core	3.1	1.1	24A-0056-AS	0 - 0.5 ft	Segregated between BS and CS intervals due to lithology change from silt to sand. Refusal on gravel layer. Max penetration 3.1 ft.
					24A-0056-BS	0.5 - 2.3 ft	
					24A-0056-CS	2.3 - 3.1 ft	

Table 7
Sediment Coring and Sampling Interval Summary
Phase 2 Data Evaluation Summary Memorandum
Lower Neponset River
Boston and Milton, Massachusetts

Location ID	Date	Location Type	Total Coring Depth (feet)	Depth to Water (feet)	Sample IDs	Sample Depth	Comments
24A-0057	9/25/2024	Core	2.9	1.2	24A-0057-AD; 24A-0057-AS	0 - 0.5 ft	Segregated between BS and CS intervals due to increase of sand with depth. Refusal on gravel layer. Max penetration 2.9 ft.
					24A-0057-BS	0.5 - 2 ft	
					24A-0057-CS	2 - 2.9 ft	
24A-0058	9/24/2024	Core	3.5	2.9	24A-0058-AS	0 - 0.5 ft	Segregated between BS and CS intervals due to lithology change from sand to silt. Refusal on collapsing hole and gravel layer. Max penetration 3.5 ft.
					24A-0058-BS	0.5 - 2.2 ft	
					24A-0058-CS	2.2 - 3.5 ft	
24A-0059	9/25/2024	Core	3.5	N/A	24A-0059-AS	0 - 0.5 ft	Segregated between BS and CS intervals due to lithology change from sand to silt. Refusal on gravel/cobble layer. Max penetration 3.5 ft.
					24A-0059-BS	0.5 - 1.7 ft	
					24A-0059-CS	1.7 - 3.5 ft	
24A-0060	10/2/2024	Core	0.7	0.4	24A-0060-AS	0 - 0.5 ft	Refusal on gravel at 0.7 ft max penetration.
					24A-0060-BS	0.5 - 0.7 ft	
24A-0061	9/25/2024	Core	2.6	2.3	24A-0061-AS	0 - 0.5 ft	N/A
					24A-0061-BS	0.5 - 1.2 ft	
					24A-0061-CS	1.2 - 2.6 ft	
24A-0062	10/23/2024	Grab	0.5	N/A	24A-0062-AS	0 - 0.5 ft	N/A
24A-0063	10/4/2024	Core	3.8	0.6	24A-0063-AS	0 - 0.5 ft	Adjacent boring hole to get volume for CS interval. Segregated BS and CS intervals due to lithology change from silt to sand. Refusal on gravel at 3.8 ft max penetration.
					24A-0063-BS	0.5 - 2.3 ft	
					24A-0063-CS	2.3 - 3.8 ft	
24A-0064	9/27/2024	Core	3	2.8	24A-0064-AS	0 - 0.5 ft	Max penetration 3.0 ft due to refusal on gravel layer.
					24A-0064-BS	0.5 - 1.3 ft	
					24A-0064-CS	1.3 - 3 ft	
24A-0065	10/23/2024	Grab	0.5	N/A	24A-0065-AS	0 - 0.5 ft	N/A
24A-0066	10/2/2024	Core	0.5	0.3	24A-0066-AS	0 - 0.5 ft	Refusal on gravel at 0.6 ft.
24A-0067	10/2/2024	Core	2.4	N/A	24A-0067-AS	0 - 0.5 ft	Moved approx 10 ft north inland (bias sediment point on island). Segregated between BS and CS intervals due to lithology change from clay to gravel. Max penetration 2.4 ft due to refusal on gravel.
					24A-0067-BD; 24A-0067-BS	0.5 - 2.2 ft	
					24A-0067-CS	2.2 - 2.4 ft	
24A-0068	9/27/2024	Core	2.2	N/A	24A-0068-AS	0 - 0.5 ft	Max penetration 2.2 ft due to refusal on gravel layer.
					24A-0068-BS	0.5 - 1.4 ft	
					24A-0068-CS	1.4 - 2.2 ft	
24A-0069	10/2/2024	Core	1.3	N/A	24A-0069-AS	0 - 0.5 ft	Refusal on gravel layer at 1.3 ft max penetration.
					24A-0069-BS	0.5 - 1.3 ft	
24A-0070	10/2/2024	Core	1.3	0.9	24A-0070-AS	0 - 0.5 ft	Segregated BS and CS intervals due to change in lithology from clay to gravelly clay. Refusal on gravel at 1.3 ft max penetration.
					24A-0070-BS	0.5 - 1 ft	
					24A-0070-CS	1 - 1.3 ft	
24A-0071	10/23/2024	Grab	0.5	N/A	24A-0071-AS	0 - 0.5 ft	N/A
24A-0072	9/27/2024	Core	2	1.6	24A-0072-AS	0 - 0.5 ft	2.0 ft max penetration. Due to refusal on gravel layer.
					24A-0072-BS	0.5 - 1.6 ft	
					24A-0072-CS	1.6 - 2 ft	
24A-0073	10/23/2024	Grab	0.5	N/A	24A-0073-AS	0 - 0.5 ft	N/A
24A-0074	10/4/2024	Core	2.8	1.4	24A-0074-AS	0 - 0.5 ft	Adjacent boring holes to meet required volume for AS sample interval. Segregated BS and CS intervals due to presence of coarse gravel. Refusal on gravel at 2.8 ft max penetration.
					24A-0074-BS	0.5 - 2 ft	
					24A-0074-CS	2 - 2.8 ft	

Table 7
Sediment Coring and Sampling Interval Summary
Phase 2 Data Evaluation Summary Memorandum
Lower Neponset River
Boston and Milton, Massachusetts

Location ID	Date	Location Type	Total Coring Depth (feet)	Depth to Water (feet)	Sample IDs	Sample Depth	Comments
24A-0075	9/23/2024	Core	3.8	1.8	24A-0075-AS	0 - 0.5 ft	Differentiated between BS and CS intervals due to lithology change from silt to sand and gravel at 2.9 ft. Max penetration at 3.8 ft with refusal on gravel.
					24A-0075-BS	0.5 - 2.9 ft	
					24A-0075-CS	2.9 - 3.8 ft	
24A-0076	9/23/2024	Core	3.3	1	24A-0076-AD; 24A-0076-AS	0 - 0.5 ft	Moved location after discussion with project team. Stations 0075 and 0076 are paired with one intended to be near channel edge and one inland. Sampled 0075 via GPS positioning at inland spot. Collected 0076 near current river edge approximately 20 feet south of 0075. Collected from two adjacent holes to get volume for field duplicate from AS interval (0 to 0.5 ft). Segregated between BS and CS intervals by lithology. Max penetration at 3.3 ft on gravel layer.
					24A-0076-BS	0.5 - 2.3 ft	
					24A-0076-CS	2.3 - 3.3 ft	
24A-0077	9/16/2024	Core	3.5	N/A	24A-0077-AS	0 - 0.5 ft	N/A
					24A-0077-BS	0.5 - 2.3 ft	
					24A-0077-CS	2.3 - 3.5 ft	
24A-0078	9/23/2024	Core	4.9	N/A	24A-0078-AS	0 - 0.5 ft	Segregated between BS and CS intervals at thin layer of grey to brown compacted drier silt. Moist and brown above and below. Gravel layer encountered in bottom 0.2 ft of boring with max penetration of 4.9 ft. Refusal on collapsing gravel. Insufficient material in sandy gravel for sample collection.
					24A-0078-BS	0.5 - 3.3 ft	
					24A-0078-CS	3.3 - 4.9 ft	
24A-0079	9/23/2024	Core	4.9	2.1	24A-0079-AS	0 - 0.5 ft	Segregated BS and CS intervals by lithology change. Max penetration at 4.9 ft on gravel.
					24A-0079-BS	0.5 - 4.2 ft	
					24A-0079-CS	4.2 - 4.9 ft	
24A-0080	10/23/2024	Grab	0.5	N/A	24A-0080-AS	0 - 0.5 ft	N/A
24A-0081	10/3/2024	Core	4.2	-0.2	24A-0081-AD; 24A-0081-AS	0 - 0.5 ft	Adjacent boring for required volume for AS interval duplicate. Segregated BS and CS intervals due to lithology break from silt to sand. Sidewall collapse preventing further advancement past 4.2 ft max penetration.
					24A-0081-BS	0.5 - 3 ft	
					24A-0081-CS	3 - 4.2 ft	
24A-0082	10/1/2024	Core	4.2	2	24A-0082-AS	0 - 0.5 ft	Segregated between BS and CS intervals due to lithology change from fine sand to fine sand with gravel. Refusal on hole collapsing, max penetration 4.2 ft.
					24A-0082-BS	0.5 - 2.3 ft	
					24A-0082-CS	2.3 - 4.2 ft	
24A-0083	9/19/2024	Core	3.1	1.5	24A-0083-AS	0 - 0.5 ft	Segregated between BS and CS intervals due to change in litholgy from gray sandy horizon to brown silty horizon. Refusal on gravel layer at 3.1 ft max penetration.
					24A-0083-BS	0.5 - 1.5 ft	
					24A-0083-CS	1.5 - 3.1 ft	
24A-0084	9/19/2024	Core	3	0.4	24A-0084-AS	0 - 0.5 ft	Hole collapse refusal at 3.0 ft max penetration. Segregated between BS & CS intervals due to break from predominately silt to sand with gravel.
					24A-0084-BS	0.5 - 1.9 ft	
					24A-0084-CS	1.9 - 3 ft	
24A-0085	10/23/2024	Grab	0.5	N/A	24A-0085-AS	0 - 0.5 ft	N/A
24A-0086	9/20/2024	Core	5.8	2.2	24A-0086-AS	0 - 0.5 ft	5.8 ft max penetration, refusal on compacted sand and gravel.
					24A-0086-BS	0.5 - 4.4 ft	
					24A-0086-CS	4.4 - 5.8 ft	
24A-0087	9/19/2024	Core	6	1.7	24A-0087-AS	0 - 0.5 ft	Segregated BS & CS intervals due to increasing coarser substrate. No refusal, met target max penetration.
					24A-0087-BS	0.5 - 3.3 ft	
					24A-0087-CS	3.3 - 6 ft	
24A-0088	10/23/2024	Grab	0.5	N/A	24A-0088-AS	0 - 0.5 ft	N/A
24A-0089	9/19/2024	Core	6	3.2	24A-0089-AS	0 - 0.5 ft	No refusal, met target max penetration. Segregated between BS and CS intervals due to change into coarser substrate.
					24A-0089-BS	0.5 - 3.7 ft	
					24A-0089-CS	3.7 - 6 ft	

Table 7
Sediment Coring and Sampling Interval Summary
Phase 2 Data Evaluation Summary Memorandum
Lower Neponset River
Boston and Milton, Massachusetts

Location ID	Date	Location Type	Total Coring Depth (feet)	Depth to Water (feet)	Sample IDs	Sample Depth	Comments
24A-0090	9/20/2024	Core	3.2	N/A	24A-0090-AS	0 - 0.5 ft	Max penetration 3.2 ft. Refusal on large gravel layer.
					24A-0090-BS	0.5 - 1.3 ft	
					24A-0090-CS	1.3 - 3.2 ft	
24A-0091	10/3/2024	Core	2.3	0.2	24A-0091-AS	0 - 0.5 ft	Segregated BS & CS intervals due to break in lithology from silt to sand and gravel. Refusal on gravel at 2.3 ft max penetration. Moved point approximately 4 ft northeast from fieldmaps point due to 0091 needing to be immediately adjacent to land.
					24A-0091-BS	0.5 - 1 ft	
					24A-0091-CS	1 - 2.3 ft	
24A-0092	9/20/2024	Core	2.7	2.5	24A-0092-AS	0 - 0.5 ft	Max penetration 2.7 ft. Refusal on large gravel layer.
					24A-0092-BS	0.5 - 1.3 ft	
					24A-0092-CS	1.3 - 2.7 ft	
24A-0093	9/30/2024	Core	2.8	N/A	24A-0093-AS	0 - 0.5 ft	Segregated between BS and CS intervals due to lithology change from fine sand to clay. Refusal on rock layer - max penetration 2.8 ft.
					24A-0093-BS	0.5 - 2 ft	
					24A-0093-CS	2 - 2.8 ft	
24A-0094	9/30/2024	Core	2.8	N/A	24A-0094-AS	0 - 0.5 ft	Segregated between BS and CS intervals due to lithology change from silt to sand. Refusal on rock layer, max penetration 2.8 ft.
					24A-0094-BS	0.5 - 1.7 ft	
					24A-0094-CS	1.7 - 2.8 ft	
24A-0095	10/23/2024	Grab	0.5	N/A	24A-0095-AD; 24A-0095-AS	0 - 0.5 ft	N/A
24A-0096	9/20/2024	Core	3.8	2.8	24A-0096-AS	0 - 0.5 ft	Refusal at 3.8 ft due to gravel.
					24A-0096-BS	0.5 - 3 ft	
					24A-0096-CS	3 - 3.8 ft	
24A-0097	10/3/2024	Core	4.1	2	24A-0097-AS	0 - 0.5 ft	Segregated between BS and CS intervals due to change in lithology from silt to sand. Adjacent boring hole for required volume for AS and CS intervals. Refusal on gravel at 4.1 ft max penetration.
					24A-0097-BS	0.5 - 2.2 ft	
					24A-0097-CS	2.2 - 4.1 ft	
24A-0098	9/30/2024	Core	2.4	N/A	24A-0098-AD; 24A-0098-AS	0 - 0.5 ft	Segregated between BS and CS intervals due to lithology change from fine sand to gravel. Refusal on gravel layer, max penetration 2.4 ft.
					24A-0098-BS	0.5 - 1.6 ft	
					24A-0098-CS	1.6 - 2.4 ft	
24A-0099	9/30/2024	Core	1	N/A	24A-0099-AS	0 - 0.5 ft	Refusal on thick gravel layer. Max penetration 1.0 ft.
					24A-0099-BS	0.5 - 1 ft	
24A-0100	10/23/2024	Grab	0.5	N/A	24A-0100-AS	0 - 0.5 ft	N/A
24A-0101	9/30/2024	Core	2.4	N/A	24A-0101-AS	0 - 0.5 ft	Segregated between BS and CS intervals due to lithology change from clay to sand. Refusal on hole collapsing and gravel layer, max penetration 2.4 ft.
					24A-0101-BS	0.5 - 1.5 ft	
					24A-0101-CS	1.5 - 2.4 ft	
24A-0102	10/23/2024	Grab	0.5	N/A	24A-0102-AS	0 - 0.5 ft	N/A
24A-0103	9/26/2024	Core	2.7	N/A	24A-0103-AS	0 - 0.5 ft	Segregated between BS and CS intervals due to lithology change from silt to sand with gravel. Refusal on gravel layer at 2.7 ft max penetration.
					24A-0103-BS	0.5 - 2 ft	
					24A-0103-CS	2 - 2.7 ft	
24A-0104	9/26/2024	Core	2	N/A	24A-0104-AS	0 - 0.5 ft	Segregated between BS and CS intervals due to change in lithology from silt to sand with gravel. Refusal on gravel layer at 2.0 ft max penetration.
					24A-0104-BS	0.5 - 1.5 ft	
					24A-0104-CS	1.5 - 2 ft	
24A-0105	10/23/2024	Grab	0.5	N/A	24A-0105-AS	0 - 0.5 ft	N/A
24A-0106	9/26/2024	Core	2.8	N/A	24A-0106-AS	0 - 0.5 ft	Segregated BS and CS intervals due to change in lithology from silt to sand. Refusal on gravel at 2.8 ft max penetration.
					24A-0106-BS	0.5 - 2.5 ft	
					24A-0106-CS	2.5 - 2.8 ft	
24A-0107	10/23/2024	Grab	0.5	N/A	24A-0107-AS	0 - 0.5 ft	N/A

Table 7
Sediment Coring and Sampling Interval Summary
Phase 2 Data Evaluation Summary Memorandum
Lower Neponset River
Boston and Milton, Massachusetts

Location ID	Date	Location Type	Total Coring Depth (feet)	Depth to Water (feet)	Sample IDs	Sample Depth	Comments
24A-0108	9/26/2024	Core	4.5	3.9	24A-0108-AS	0 - 0.5 ft	Segregated between CS & BS intervals due to lithology change from silt to sand with gravel. Refusal on hole collapsing - max penetration 4.5 ft.
					24A-0108-BS	0.5 - 3.3 ft	
					24A-0108-CS	3.3 - 4.5 ft	
24A-0109	10/23/2024	Grab	0.5	N/A	24A-0109-AS	0 - 0.5 ft	N/A
24A-0110	9/26/2024	Core	2.4	N/A	24A-0110-AS	0 - 0.5 ft	Segregated between BS and CS intervals due to lithology change from clay to fine sand. Refusal on large stone layer. Max penetration 2.4 ft.
					24A-0110-BS	0.5 - 1.4 ft	
					24A-0110-CS	1.4 - 2.4 ft	
24A-0111	10/23/2024	Grab	0.5	N/A	24A-0111-AS	0 - 0.5 ft	N/A
24A-0112	10/23/2024	Grab	0.5	N/A	24A-0112-AS	0 - 0.5 ft	N/A
24A-0113	10/22/2024	Grab	0.5	N/A	24A-0113-AS	0 - 0.5 ft	N/A
24A-0114	10/22/2024	Grab	0.5	N/A	24A-0014-AS	0 - 0.5 ft	N/A
24A-0115	10/22/2024	Grab	0.5	N/A	24A-0115-AS	0 - 0.5 ft	N/A
24A-0116	10/22/2024	Grab	0.5	N/A	24A-0116-AS	0 - 0.5 ft	N/A
24A-0117	10/22/2024	Grab	0.5	N/A	24A-0117-AS	0 - 0.5 ft	N/A
24A-0118	10/22/2024	Grab	0.5	N/A	24A-0118-AS	0 - 0.5 ft	N/A
24A-0119	10/22/2024	Grab	0.5	N/A	24A-0119-AS	0 - 0.5 ft	N/A
24A-0120	10/22/2024	Grab	0.5	N/A	24A-0120-AS	0 - 0.5 ft	N/A
24A-0121	10/22/2024	Grab	0.5	N/A	24A-0121-AS	0 - 0.5 ft	N/A
24A-0122	10/22/2024	Grab	0.5	N/A	24A-0122-AS	0 - 0.5 ft	N/A
24A-0123	10/22/2024	Grab	0.5	N/A	24A-0123-AS	0 - 0.5 ft	N/A
24A-0124	10/22/2024	Grab	0.5	N/A	24A-0124-AS	0 - 0.5 ft	N/A
24A-0125	10/21/2024	Grab	0.5	N/A	24A-0125-AS	0 - 0.5 ft	N/A
24A-0126	10/21/2024	Grab	0.5	N/A	24A-0126-AS	0 - 0.5 ft	N/A
24A-0127	10/21/2024	Grab	0.5	N/A	24A-0127-AS	0 - 0.5 ft	N/A
24A-0128	10/21/2024	Grab	0.5	N/A	24A-0128-AS	0 - 0.5 ft	N/A
24A-0129	10/21/2024	Grab	0.5	N/A	24A-0129-AS	0 - 0.5 ft	N/A
24A-0130	10/21/2024	Grab	0.5	N/A	24A-0130-AS	0 - 0.5 ft	N/A
24A-0131	10/21/2024	Grab	0.5	N/A	24A-0131-AS	0 - 0.5 ft	N/A
24A-0132	10/21/2024	Grab	0.5	N/A	24A-0132-AS	0 - 0.5 ft	N/A
24A-0133	10/21/2024	Grab	0.5	N/A	24A-0133-AS	0 - 0.5 ft	N/A
24A-0134	10/21/2024	Grab	0.4	N/A	24A-0134-AS	0 - 0.4 ft	Rocky at mapped location. Offset toward south shore.
24A-0135	10/18/2024	Grab	0.3	N/A	24A-0135-AS	0 - 0.3 ft	N/A
24A-0136	10/18/2024	Grab	0.3	N/A	24A-0136-AS	0 - 0.3 ft	N/A
24A-0137	10/17/2024	Grab	0.3	N/A	24A-0137-AS	0 - 0.3 ft	N/A
24A-0138	10/17/2024	Grab	0.3	N/A	24A-0138-AS	0 - 0.3 ft	N/A
24A-0139	10/17/2024	Grab	0.3	N/A	24A-0139-AS	0 - 0.3 ft	N/A
24A-0140	10/17/2024	Grab	0.3	N/A	24A-0140-AS	0 - 0.3 ft	N/A
24A-0141	10/14/2024	Grab (a)	0.5	N/A	24A-0141-AS	0 - 0.5 ft	Called project team after first coring attempt was empty and liner skated over the hard bottom. Team informed us to probe halfway between surrounding stations to see if any soft material is found. We found one location near shore with a tree growing from the water that had approximately 6 inches of soft material. It took 9 attempts to get an amount of material for sampling.

Table 7
Sediment Coring and Sampling Interval Summary
Phase 2 Data Evaluation Summary Memorandum
Lower Neponset River
Boston and Milton, Massachusetts

Location ID	Date	Location Type	Total Coring Depth (feet)	Depth to Water (feet)	Sample IDs	Sample Depth	Comments
24A-0142	10/16/2024	Core	0.7	N/A	24A-0142-AS	0 - 0.5 ft	N/A
					24A-0142-BS	0.5 - 0.7 ft	
24A-0143	10/14/2024	Core	1.2	N/A	24A-0143-AS	0 - 0.5 ft	Probing indicated some softer sediment might be found here. Attempt 1 went in approximately 0.5 ft but nothing was retained. Attempt 2 was with a 3 ft section of liner and a core catcher, and penetration and recovery was approximately 1.5 ft. A third attempt core was collected. Penetration/recovery approximately 1 foot. Two cores transferred to core processors.
					24A-0143-BS	0.5 - 1.2 ft	
24A-0144	10/17/2024	Grab (a)	0.3	N/A	24A-0144-AS	0 - 0.3 ft	N/A
24A-0145	10/16/2024	Core	0.65	N/A	24A-0145-AS	0 - 0.5 ft	N/A
					24A-0145-BS	0.5 - 0.65 ft	
24A-0146	10/16/2024	Core	2.1	N/A	24A-0146-AS	0 - 0.5 ft	N/A
					24A-0146-BS	0.5 - 2.1 ft	
24A-0147	10/17/2024	Core	1	N/A	24A-0147-AS	0 - 0.5 ft	N/A
					24A-0147-BS	0.5 - 1 ft	
24A-0148	10/16/2024	Core	1.2	N/A	24A-0148-AS	0 - 0.5 ft	N/A
					24A-0148-BS	0.5 - 1.2 ft	
24A-0149	10/16/2024	Core	0.75	N/A	24A-0149-AS	0 - 0.5 ft	N/A
					24A-0149-BS	0.5 - 0.75 ft	
24A-0150	10/16/2024	Core	1.65	N/A	24A-0150-AS	0 - 0.5 ft	N/A
					24A-0150-BS	0.5 - 1.65 ft	
24A-0151	10/15/2024	Core	2.8	N/A	24A-0151-AS	0 - 0.5 ft	N/A
					24A-0151-BS	0.5 - 1.9 ft	
					24A-0151-CS	1.9 - 2.8 ft	
24A-0152	10/15/2024	Core	1.5	N/A	24A-0152-AS	0 - 0.5 ft	N/A
					24A-0152-BS	0.5 - 1.5 ft	
24A-0153	10/16/2024	Core	0.85	N/A	24A-0153-AS	0 - 0.5 ft	N/A
					24A-0153-BS	0.5 - 0.85 ft	
24A-0154	10/15/2024	Core	1.3	N/A	24A-0154-AS	0 - 0.5 ft	N/A
					24A-0154-BS	0.5 - 1.3 ft	
24A-0155	10/15/2024	Core	1.2	N/A	24A-0155-AS	0 - 0.5 ft	N/A
					24A-0155-BD; 24A-0155-BS	0.5 - 1.2 ft	
24A-0156	10/15/2024	Core	1.5	N/A	24A-0156-AS	0 - 0.5 ft	N/A
					24A-0156-BS	0.5 - 1.5 ft	
24A-0157	10/15/2024	Core	2.35	N/A	24A-0157-AS	0 - 0.5 ft	N/A
					24A-0157-BD; 24A-0157-BS	0.5 - 2.35 ft	
24A-0158	10/15/2024	Core	1.75	N/A	24A-0158-AS	0 - 0.5 ft	N/A
					24A-0158-BS	0.5 - 1.75 ft	
24A-0159	10/7/2024	Grab	0.5	0.1	24A-0159-AS	0 - 0.5 ft	N/A
24A-0160	10/7/2024	Grab	0.5	0.1	24A-0160-AS	0 - 0.5 ft	N/A
24A-0161	10/7/2024	Grab	0.5	0.1	24A-0161-AS	0 - 0.5 ft	N/A
24A-0162	10/7/2024	Grab	0.5	0.1	24A-0162-AS	0 - 0.5 ft	N/A
24A-0163	10/7/2024	Grab	0.5	-0.3	24A-0163-AS	0 - 0.5 ft	N/A
24A-0164	10/7/2024	Grab	0.5	N/A	24A-0164-AS	0 - 0.5 ft	N/A

Table 7
Sediment Coring and Sampling Interval Summary
Phase 2 Data Evaluation Summary Memorandum
Lower Neponset River
Boston and Milton, Massachusetts

Location ID	Date	Location Type	Total Coring Depth (feet)	Depth to Water (feet)	Sample IDs	Sample Depth	Comments
24A-0165	10/8/2024	Grab	0.5	0.4	24A-0165-AS	0 - 0.5 ft	N/A
24A-0166	10/8/2024	Grab	0.5	0.2	24A-0166-AS	0 - 0.5 ft	N/A
24A-0167	10/8/2024	Grab	0.5	0.3	24A-0167-AS	0 - 0.5 ft	N/A
24A-0168	10/8/2024	Grab	0.5	0.4	24A-0168-AS	0 - 0.5 ft	N/A
24A-0169	10/18/2024	Core	1.5	N/A	24A-0169-AS	0 - 0.5 ft	N/A
				N/A	24A-0169-BS	0.5 - 1.1 ft	
				N/A	24A-0169-CS	1.1 - 1.5 ft	
24A-0170	10/18/2024	Core	2.4	N/A	24A-0170-AS	0 - 0.5 ft	N/A
				N/A	24A-0170-BS	0.5 - 1.35 ft	
				N/A	24A-0170-CS	1.35 - 2.4 ft	
24A-0171	10/18/2024	Core	2.95	N/A	24A-0171-AS	0 - 0.5 ft	N/A
				N/A	24A-0171-BS	0.5 - 1.85 ft	
				N/A	24A-0171-CS	1.85 - 2.95 ft	

Notes
(a) Location was proposed for core collection, however, only a grab was possible.
N/A - Not available.

Table 8
Analyte List for Sediment Samples
Phase 2 Data Evaluation Summary Memorandum
Lower Neponset River
Boston and Milton, Massachusetts

Sample ID	PCB Congeners	PCDD/F	Grain size	TOC	TAL Metals and Mercury	TCL SVOCs	TCL VOCs
24A-0001-AS	X	X	X	X	X	X	X
24A-0002-AS	X	X	X	X	X	X	X
24A-0003-AS	X	X	X	X	X	X	X
24A-0004-AD	X	X	X	X	X	X	X
24A-0004-AS	X	X	X	X	X	X	X
24A-0005-As	X	X	X	X	X	X	X
24A-0006-AS	X	X	X	X	X	X	X
24A-0007-AS	X	X	X	X	X	X	X
24A-0008-AS	X	X	X	X	X	X	X
24A-0009-AS	X	X	X	X	X	X	X
24A-0010-AS	X	X	X	X	X	X	X
24A-0011-AS	X	X	X	X	X	X	X
24A-0012-AS	X	X	X	X	X	X	X
24A-0013-AS	X	X	X	X	X	X	X
24A-0014-AD	X	X	X	X	X	X	X
24A-0014-AS	X	X	X	X	X	X	X
24A-0015-AS	X	X	X	X	X	X	X
24A-0016-AS	X	X	X	X	X	X	X
24A-0017-AS	X	X	X	X	X	X	X
24A-0018-AS	X	X	X	X	X	X	X
24A-0019-AS	X	X	X	X	X	X	X
24A-0020-AS	X	X	X	X	X	X	X
24A-0021-AS	X	X	X	X	X	X	X
24A-0022-AS	X	X	X	X	X	X	X
24A-0023-AS	X	X	X	X	X	X	X
24A-0024-AS	X	X	X	X	X	X	X
24A-0025-AS	X	X	X	X	X	X	X
24A-0026-AS	X	X	X	X	X	X	X
24A-0027-AS	X	X	X	X	X	X	X
24A-0028-AS	X	X	X	X	X	X	X
24A-0029-AS	X	X	X	X	X	X	X
24A-0030-AS	X	X	X	X	X	X	X
24A-0031-AD	X	X	X	X	X	X	X
24A-0031-AS	X	X	X	X	X	X	X
24A-0032-AS	X	X	X	X	X	X	X
24A-0033-AS	X	X	X	X	X	X	X
24A-0034-AS	X	X	X	X	X	X	X
24A-0035-AS	X	X	X	X	X	X	X
24A-0036-AD	X	X	X	X	X	X	X
24A-0036-AS	X	X	X	X	X	X	X

Table 8
Analyte List for Sediment Samples
Phase 2 Data Evaluation Summary Memorandum
Lower Neponset River
Boston and Milton, Massachusetts

Sample ID	PCB Congeners	PCDD/F	Grain size	TOC	TAL Metals and Mercury	TCL SVOCs	TCL VOCs
24A-0037-AS	X	X	X	X	X	X	X
24A-0038-AS	X	X	X	X	X	X	X
24A-0039-AD	X	X	X	X	X	X	X
24A-0039-AS	X	X	X	X	X	X	X
24A-0040-AS	X	X	X	X	X	X	X
24A-0041-AD	X	X	X	X	X	X	X
24A-0041-AS	X	X	X	X	X	X	X
24A-0041-BS	X	X	X	X	X	X	X
24A-0041-CS	X	X	X	X	X	X	X
24A-0042-AS	X	X	X	X	X	X	X
24A-0042-BS	X	X	X	X	X	X	X
24A-0042-CS	X	X	X	X	X	X	X
24A-0043-AS	X	X	X	X	X	X	X
24A-0043-BS	X	X	X	X	X	X	X
24A-0043-CS	X	X	X	X	X	X	X
24A-0044-AS	X	X	X	X	X	X	X
24A-0044-BD	X	X	X	X	X	X	X
24A-0044-BS	X	X	X	X	X	X	X
24A-0044-CS	X	X	X	X	X	X	X
24A-0045-AS	X	X	X	X	X	X	X
24A-0046-AS	X	X	X	X	X	X	X
24A-0046-BS	X	X	X	X	X	X	X
24A-0046-CS	X	X	X	X	X	X	X
24A-0047-AS	X	X	X	X	X	X	X
24A-0047-BS	X	X	X	X	X	X	X
24A-0047-CS	X	X	X	X	X	X	X
24A-0048-AS	X	X	X	X	X	X	X
24A-0048-BS	X	X	X	X	X	X	X
24A-0048-CS	X	X	X	X	X	X	X
24A-0049-AS	X	X	X	X	X	X	X
24A-0049-BS	X	X	X	X	X	X	X
24A-0049-CS	X	X	X	X	X	X	X
24A-0050-AS	X	X	X	X	X	X	X
24A-0050-BS	X	X	X	X	X	X	X
24A-0050-CS	X	X	X	X	X	X	X
24A-0051-AS	X	X	X	X	X	X	X
24A-0052-AD	X	X	X	X	X	X	X
24A-0052-AS	X	X	X	X	X	X	X
24A-0052-BS	X	X	X	X	X	X	X
24A-0052-CS	X	X	X	X	X	X	X

Table 8
Analyte List for Sediment Samples
Phase 2 Data Evaluation Summary Memorandum
Lower Neponset River
Boston and Milton, Massachusetts

Sample ID	PCB Congeners	PCDD/F	Grain size	TOC	TAL Metals and Mercury	TCL SVOCs	TCL VOCs
24A-0053-AS	X	X	X	X	X	X	X
24A-0053-BS	X	X	X	X	X	X	X
24A-0053-CS	X	X	X	X	X	X	X
24A-0054-AS	X	X	X	X	X	X	X
24A-0054-BS	X	X	X	X	X	X	X
24A-0054-CS	X	X	X	X	X	X	X
24A-0055-AS	X	X	X	X	X	X	X
24A-0056-AS	X	X	X	X	X	X	X
24A-0056-BS	X	X	X	X	X	X	X
24A-0056-CS	X	X	X	X	X	X	X
24A-0057-AD	X	X	X	X	X	X	X
24A-0057-AS	X	X	X	X	X	X	X
24A-0057-BS	X	X	X	X	X	X	X
24A-0057-CS	X	X	X	X	X	X	X
24A-0058-AS	X	X	X	X	X	X	X
24A-0058-BS	X	X	X	X	X	X	X
24A-0058-CS	X	X	X	X	X	X	X
24A-0059-AS	X	X	X	X	X	X	X
24A-0059-BS	X	X	X	X	X	X	X
24A-0059-CS	X	X	X	X	X	X	X
24A-0060-AS	X	X	X	X	X	X	X
24A-0060-BS	X	X	X	X	X		
24A-0061-AS	X	X	X	X	X	X	X
24A-0061-BS	X	X	X	X	X	X	X
24A-0061-CS	X	X	X	X	X	X	X
24A-0062-AS	X	X	X	X	X	X	X
24A-0063-AS	X	X	X	X	X	X	X
24A-0063-BS	X	X	X	X	X	X	X
24A-0063-CS	X	X	X	X	X	X	X
24A-0064-AS	X	X	X	X	X	X	X
24A-0064-BS	X	X	X	X	X	X	X
24A-0064-CS	X	X	X	X	X	X	X
24A-0065-AS	X	X	X	X	X	X	X
24A-0066-AS	X	X					
24A-0067-AS	X	X	X	X	X	X	X
24A-0067-BD	X	X	X	X	X	X	X
24A-0067-BS	X	X	X	X	X	X	X
24A-0067-CS	X	X					
24A-0068-AS	X	X	X	X	X	X	X
24A-0068-BS	X	X	X	X	X	X	X

Table 8
Analyte List for Sediment Samples
Phase 2 Data Evaluation Summary Memorandum
Lower Neponset River
Boston and Milton, Massachusetts

Sample ID	PCB Congeners	PCDD/F	Grain size	TOC	TAL Metals and Mercury	TCL SVOCs	TCL VOCs
24A-0068-CS	X	X	X	X	X	X	X
24A-0069-AS	X	X	X	X	X	X	X
24A-0069-BS	X	X	X	X	X	X	X
24A-0070-AS	X	X	X	X	X	X	X
24A-0070-BS	X	X	X	X	X	X	X
24A-0070-CS	X	X	X	X	X	X	X
24A-0071-AS	X	X	X	X	X	X	X
24A-0072-AS	X	X	X	X	X	X	X
24A-0072-BS	X	X	X	X	X	X	X
24A-0072-CS	X	X	X	X			
24A-0073-AS	X	X	X	X	X	X	X
24A-0074-AS	X	X	X	X	X	X	X
24A-0074-BS	X	X	X	X	X	X	X
24A-0074-CS	X	X	X	X	X	X	X
24A-0075-AS	X	X	X	X	X	X	X
24A-0075-BS	X	X	X	X	X	X	X
24A-0075-CS	X	X	X	X	X	X	X
24A-0076-AD	X	X	X	X	X	X	X
24A-0076-AS	X	X	X	X	X	X	X
24A-0076-BS	X	X	X	X	X	X	X
24A-0076-CS	X	X	X	X	X	X	X
24A-0077-AS	X	X	X	X	X	X	X
24A-0077-BS	X	X	X	X	X	X	X
24A-0077-CS	X	X	X	X	X	X	X
24A-0078-AS	X	X	X	X	X	X	X
24A-0078-BS	X	X	X	X	X	X	X
24A-0078-CS	X	X	X	X	X	X	X
24A-0079-AS	X	X	X	X	X	X	X
24A-0079-BS	X	X	X	X	X	X	X
24A-0079-CS	X	X	X	X	X	X	X
24A-0080-AS	X	X	X	X	X	X	X
24A-0081-AD	X	X	X	X	X	X	X
24A-0081-AS	X	X	X	X	X	X	X
24A-0081-BS	X	X	X	X	X	X	X
24A-0081-CS	X	X	X	X	X	X	X
24A-0082-AS	X	X	X	X	X	X	X
24A-0082-BS	X	X	X	X	X	X	X
24A-0082-CS	X	X	X	X	X	X	X
24A-0083-AS	X	X	X	X	X	X	X
24A-0083-BS	X	X	X	X	X	X	X

Table 8
Analyte List for Sediment Samples
Phase 2 Data Evaluation Summary Memorandum
Lower Neponset River
Boston and Milton, Massachusetts

Sample ID	PCB Congeners	PCDD/F	Grain size	TOC	TAL Metals and Mercury	TCL SVOCs	TCL VOCs
24A-0083-CS	X	X	X	X	X	X	X
24A-0084-AS	X	X	X	X	X	X	X
24A-0084-BS	X	X	X	X	X	X	X
24A-0084-CS	X	X	X	X	X	X	X
24A-0085-AS	X	X	X	X	X	X	X
24A-0086-AS	X	X	X	X	X	X	X
24A-0086-BS	X	X	X	X	X	X	X
24A-0086-CS	X	X	X	X	X	X	X
24A-0087-AS	X	X	X	X	X	X	X
24A-0087-BS	X	X	X	X	X	X	X
24A-0087-CS	X	X	X	X	X	X	X
24A-0088-AS	X	X	X	X	X	X	X
24A-0089-AS	X	X	X	X	X	X	X
24A-0089-BS	X	X	X	X	X	X	X
24A-0089-CS	X	X	X	X	X	X	X
24A-0090-AS	X	X	X	X	X	X	X
24A-0090-BS	X	X	X	X	X	X	X
24A-0090-CS	X	X	X	X	X	X	X
24A-0091-AS	X	X	X	X	X	X	X
24A-0091-BS	X	X	X	X	X	X	X
24A-0091-CS	X	X	X	X	X	X	X
24A-0092-AS	X	X	X	X	X	X	X
24A-0092-BS	X	X	X	X	X	X	X
24A-0092-CS	X	X	X	X	X	X	X
24A-0093-AS	X	X	X	X	X	X	X
24A-0093-BS	X	X	X	X	X	X	X
24A-0093-CS	X	X	X	X	X	X	X
24A-0094-AS	X	X	X	X	X	X	X
24A-0094-BS	X	X	X	X	X	X	X
24A-0094-CS	X	X	X	X	X	X	X
24A-0095-AD	X	X	X	X	X	X	X
24A-0095-AS	X	X	X	X	X	X	X
24A-0096-AS	X	X	X	X	X	X	X
24A-0096-BS	X	X	X	X	X	X	X
24A-0096-CS	X	X	X	X	X	X	X
24A-0097-AS	X	X	X	X	X	X	X
24A-0097-BS	X	X	X	X	X	X	X
24A-0097-CS	X	X	X	X	X	X	X
24A-0098-AD	X	X	X	X	X	X	X
24A-0098-AS	X	X	X	X	X	X	X

Table 8
Analyte List for Sediment Samples
Phase 2 Data Evaluation Summary Memorandum
Lower Neponset River
Boston and Milton, Massachusetts

Sample ID	PCB Congeners	PCDD/F	Grain size	TOC	TAL Metals and Mercury	TCL SVOCs	TCL VOCs
24A-0098-BS	X	X	X	X	X	X	X
24A-0098-CS	X	X	X	X	X	X	X
24A-0099-AS	X	X	X	X	X	X	X
24A-0099-BS	X	X	X	X	X		
24A-0100-AS	X	X	X	X	X	X	X
24A-0101-AS	X	X	X	X	X	X	X
24A-0101-BS	X	X	X	X	X	X	X
24A-0101-CS	X	X	X	X	X	X	X
24A-0102-AS	X	X	X	X	X	X	X
24A-0103-AS	X	X	X	X	X	X	X
24A-0103-BS	X	X	X	X	X	X	X
24A-0103-CS	X	X	X	X	X	X	X
24A-0104-AS	X	X	X	X	X	X	X
24A-0104-BS	X	X	X	X	X	X	X
24A-0104-CS	X	X	X	X	X	X	X
24A-0105-AS	X	X	X	X	X	X	X
24A-0106-AS	X	X	X	X	X	X	X
24A-0106-BS	X	X	X	X	X	X	X
24A-0106-CS	X	X	X	X			
24A-0107-AS	X	X	X	X	X	X	X
24A-0108-AS	X	X	X	X	X	X	X
24A-0108-BS	X	X	X	X	X	X	X
24A-0108-CS	X	X	X	X	X	X	X
24A-0109-AS	X	X	X	X	X	X	X
24A-0110-AS	X	X	X	X	X	X	X
24A-0110-BS	X	X	X	X	X	X	X
24A-0110-CS	X	X	X	X	X	X	X
24A-0111-AS	X	X	X	X	X	X	X
24A-0112-AS	X	X	X	X	X	X	X
24A-0113-AS	X	X	X	X	X	X	X
24A-0114-AS	X	X	X	X	X	X	X
24A-0115-AS	X	X	X	X	X	X	X
24A-0116-AS	X	X	X	X	X	X	X
24A-0117-AS	X	X	X	X	X	X	X
24A-0118-AS	X	X	X	X	X	X	X
24A-0119-AS	X	X	X	X	X	X	X
24A-0120-AS	X	X	X	X	X	X	X
24A-0121-AS	X	X	X	X	X	X	X
24A-0122-AS	X	X	X	X	X	X	X
24A-0123-AS	X	X	X	X	X	X	X

Table 8
Analyte List for Sediment Samples
Phase 2 Data Evaluation Summary Memorandum
Lower Neponset River
Boston and Milton, Massachusetts

Sample ID	PCB Congeners	PCDD/F	Grain size	TOC	TAL Metals and Mercury	TCL SVOCs	TCL VOCs
24A-0124-AS	X	X	X	X	X	X	X
24A-0125-AS	X	X	X	X	X	X	X
24A-0126-AS	X	X	X	X	X	X	X
24A-0127-AS	X	X	X	X	X	X	X
24A-0128-AS	X	X	X	X	X	X	X
24A-0129-AS	X	X	X	X	X	X	X
24A-0130-AS	X	X	X	X	X	X	X
24A-0131-AS	X	X	X	X	X	X	X
24A-0132-AS	X	X	X	X	X	X	X
24A-0133-AS	X	X	X	X	X	X	X
24A-0134-AS	X	X	X	X	X	X	X
24A-0135-AS	X	X	X	X	X	X	X
24A-0136-AS	X	X	X	X	X	X	
24A-0137-AS	X	X	X	X	X	X	X
24A-0138-AS	X	X	X	X	X	X	
24A-0139-AS	X	X	X	X	X	X	X
24A-0140-AS	X	X	X	X	X	X	
24A-0141-AS	X	X	X	X	X	X	
24A-0142-AS	X	X	X	X	X	X	X
24A-0142-BS	X	X					
24A-0143-AS	X	X	X	X	X	X	X
24A-0143-BS	X	X	X	X			
24A-0144-AS	X	X					
24A-0145-AS	X	X	X	X	X	X	X
24A-0145-BS	X	X					
24A-0146-AS	X	X	X	X	X	X	X
24A-0146-BS	X	X	X	X	X	X	X
24A-0147-AS	X	X	X	X	X	X	X
24A-0147-BS	X	X	X	X	X		X
24A-0148-AS	X	X	X	X	X	X	X
24A-0148-BS	X	X	X	X	X	X	X
24A-0149-AS	X	X	X	X	X	X	X
24A-0149-BS	X	X	X	X			
24A-0150-AS	X	X	X	X	X	X	X
24A-0150-BS	X	X	X	X	X	X	X
24A-0151-AS	X	X	X	X	X	X	X
24A-0151-BS	X	X	X	X	X	X	X
24A-0151-CS	X	X	X	X	X	X	X
24A-0152-AS	X	X	X	X	X	X	X
24A-0152-BS	X	X	X	X	X	X	X

Table 8
Analyte List for Sediment Samples
Phase 2 Data Evaluation Summary Memorandum
Lower Neponset River
Boston and Milton, Massachusetts

Sample ID	PCB Congeners	PCDD/F	Grain size	TOC	TAL Metals and Mercury	TCL SVOCs	TCL VOCs
24A-0153-AS	X	X	X	X	X	X	X
24A-0153-BS	X	X	X	X			
24A-0154-AS	X	X	X	X	X	X	X
24A-0154-BS	X	X	X	X	X	X	X
24A-0155-AS	X	X	X	X	X	X	X
24A-0155-BD	X	X	X	X	X	X	X
24A-0155-BS	X	X	X	X	X	X	X
24A-0156-AS	X	X	X	X	X	X	X
24A-0156-BS	X	X	X	X	X	X	X
24A-0157-AS	X	X	X	X	X	X	X
24A-0157-BD	X	X	X	X	X	X	X
24A-0157-BS	X	X	X	X	X	X	X
24A-0158-AS	X	X	X	X	X	X	X
24A-0158-BS	X	X	X	X	X	X	X
24A-0159-AS	X	X	X	X	X	X	X
24A-0160-AS	X	X	X	X	X	X	X
24A-0161-AS	X	X	X	X	X	X	X
24A-0162-AS	X	X	X	X	X	X	X
24A-0163-AS	X	X	X	X	X	X	X
24A-0164-AS	X	X	X	X	X	X	X
24A-0165-AS	X	X	X	X	X	X	X
24A-0166-AS	X	X	X	X	X	X	X
24A-0167-AS	X	X	X	X	X	X	X
24A-0168-AS	X	X	X	X	X	X	X
24A-0169-AS	X	X	X	X	X	X	X
24A-0169-BS	X	X	X	X	X	X	X
24A-0169-CS	X	X	X	X	X		
24A-0170-AS	X	X	X	X	X	X	X
24A-0170-BS	X	X	X	X	X	X	X
24A-0170-CS	X	X	X	X	X	X	X
24A-0171-AS	X	X	X	X	X	X	X
24A-0171-BS	X	X	X	X	X	X	X
24A-0171-CS	X	X	X	X	X	X	X

Notes:
PCB - polychlorinated biphenyl
PCDD/F - dibenzodioxins/furans
TAL - target analyte list
TCL - target compound list
TOC - total organic carbon
SVOCs - semi-volatile organic compounds
VOCs - volatile organic compounds

Table 9a Fish Sampling Summary - Brown Bullhead and White Sucker
Phase 2 Data Evaluation Summary Memorandum
Lower Neponset River
Boston and Milton, Massachusetts

Reach	Fish Number (a)	Date/Time Caught	Catch Method	Parasites/Abnormalities	Total Length (mm)	Weight (g)	Weight (lbs)	Sample ID - Fillet	Sample ID - Offal	Submitted for QC	Samples on Hold
Brown Bullhead											
Phase 1	13	10/15/2024 0828	Trot Line	None Observed	271	336	0.74	24F-0001-BB13S-F	24F-0001-BB13S-O	-	-
Phase 1	15	10/15/2024 0846	Trot Line	None Observed	250	240	0.53	24F-0001-BB15S-F	24F-0001-BB15S-O	-	-
Phase 1	17	10/15/2024 0858	Trot Line	None Observed	254	253	0.56	24F-0001-BB17S-F	24F-0001-BB17S-O	-	-
Phase 1	30	10/16/2024 1354	Trot Line	Missing eye and whisker	284	399	0.88	24F-0001-BB30S-F	24F-0001-BB30S-O	-	-
Phase 1	44	10/25/2024 0936	Trot Line	Hook went through eye	266	306	0.67	24F-0001-BB44S-F	24F-0001-BB44S-O	-	-
Phase 1	47	10/29/2024 1008	Trot Line	None Observed	251	231	0.51	24F-0001-BB47S-F	24F-0001-BB47S-O	-	-
Phase 1	51	10/30/2024 1148	Trot Line	None Observed	245	227	0.50	24F-0001-BB51S-F	24F-0001-BB51S-O	-	Yes
Phase 1	55	11/1/2024 1045	Trot Line	None Observed	264	295	0.65	24F-0001-BB55S-F	24F-0001-BB55S-O	-	-
Phase 1	56	11/1/2024 1245	Trot Line	Lump in stomach.	269	273	0.60	24F-0001-BB56S-F	24F-0001-BB56S-O	-	-
Phase 2	2	10/10/2024 0750	Trot Line	None Observed	247	218	0.48	24F-0002-BB02S-F	24F-0002-BB02S-O	-	Yes
Phase 2	3	10/11/2024 0900	Trot Line	Missing both pelvic fins (never formed)	311	408	0.90	24F-0002-BB03S-F	24F-0002-BB03S-O	Yes	-
Phase 2	6	10/11/2024 0940	Trot Line	Missing dorsal fin	324	481	1.06	24F-0002-BB06S-F	24F-0002-BB06S-O	-	-
Phase 2	8	10/11/2024 1542	Trot Line	None Observed	245	199	0.44	24F-0002-BB08S-F	24F-0002-BB08S-O	-	-
Phase 2	4	10/11/2024 0845	Trot Line	None Observed	276	303	0.67	24F-0002-BB04S-F	24F-0002-BB04S-O	-	-
Phase 2	32	10/17/2024 0932	Trot Line	None Observed	255	206	0.45	24F-0002-BB32S-F	24F-0002-BB32S-O	-	Yes
Phase 2	36	10/18/2024 0820	Trot Line	Missing barb on dorsal	268	273	0.60	24F-0002-BB36S-F	24F-0002-BB36S-O	-	-
Phase 2	37	10/18/2024 0730	Trot Line	Missing both pelvic fins (never formed)	262	223	0.49	24F-0002-BB37S-F	24F-0002-BB37S-O	-	Yes
Phase 2	38	10/18/2024 0750	Trot Line	None Observed	264	245	0.54	24F-0002-BB38S-F	24F-0002-BB38S-O	-	-
Phase 2	41	10/18/2024 1006	Trot Line	None Observed	262	245	0.54	24F-0002-BB41S-F	24F-0002-BB41S-O	-	-
Phase 2	42	10/23/2024 1153	Trot Line	None Observed	253	274	0.60	24F-0002-BB42S-F	24F-0002-BB42S-O	-	-
Phase 2	43	10/24/2024 0757	Trot Line	None Observed	261	247	0.54	24F-0002-BB43S-F	24F-0002-BB43S-O	-	-

Table 9a Fish Sampling Summary - Brown Bullhead and White Sucker
Phase 2 Data Evaluation Summary Memorandum
Lower Neponset River
Boston and Milton, Massachusetts

Reach	Fish Number (a)	Date/Time Caught	Catch Method	Parasites/Abnormalities	Total Length (mm)	Weight (g)	Weight (lbs)	Sample ID - Fillet	Sample ID - Offal	Submitted for QC	Samples on Hold
Phase 1	14	10/15/2024 0828	Trot Line	None Observed	251	202	0.45	Not Sampled	-	-	-
Phase 1	16	10/15/2024 0858	Trot Line	None Observed	180	180	0.40	Not Sampled	-	-	-
Phase 1	45	10/25/2024 1012	Trot Line	None Observed	251	206	0.45	Not Sampled	-	-	-
Phase 1	46	10/25/2024 1012	Trot Line	None Observed	254	200	0.44	Not Sampled	-	-	-
Phase 1	49	10/30/2024 0810	Trot Line	None Observed	252	209	0.46	Not Sampled	-	-	-
Phase 1	50	10/30/2024 0944	Trot Line	None Observed	249	224	0.49	Not Sampled	-	-	-
Phase 1	53	10/30/2024 1345	Trot Line	None Observed	251	218	0.48	Not Sampled	-	-	-
Phase 1	54	11/1/2024 0918	Trot Line	None Observed	255	226	0.50	Not Sampled	-	-	-
Phase 1	57	11/1/2024 1245	Trot Line	None Observed	253	226	0.50	Not Sampled	-	-	-
Phase 2	5	10/11/2024 0900	Trot Line	None Observed	235	183	0.40	Released	-	-	-
Phase 1	26	10/16/2024 0928	Trot Line	None Observed	265	N/A	N/A	Released	-	-	-
Phase 1	31	10/16/2024 1419	Trot Line	Missing whisker	257	N/A	N/A	Released	-	-	-
White Sucker											
Phase 1	10	10/14/2024 1308	Trot Line	None Observed	531	1650	3.64	24F-0001-WS10S-F	24F-0001-WS10S-O	-	-
Phase 1	11	10/14/2024 1320	Trot Line	None Observed	501	1368	3.02	24F-0001-WS11S-F	24F-0001-WS11S-O	-	-
Phase 1	18	10/15/2024 1102	Trot Line	None Observed	524	1607	3.54	24F-0001-WS18S-F	24F-0001-WS18S-O	-	-
Phase 1	24	10/15/2024 1410	Trot Line	None Observed	523	1677	3.70	24F-0001-WS24S-F	24F-0001-WS24S-O	Yes	-
Phase 1	27	10/16/2024 0928	Trot Line	None Observed	489	1266	2.79	24F-0001-WS27S-F	24F-0001-WS27S-O	-	-
Phase 1	28	10/16/2024 1041	Trot Line	None Observed	514	1396	3.08	24F-0001-WS28S-F	24F-0001-WS28S-O	-	-
Phase 1	48	10/29/2024 1313	Trot Line	None Observed	488	1073	2.37	24F-0001-WS48S-F	24F-0001-WS48S-O	-	-
Phase 1	52	10/30/2024 1330	Trot Line	None Observed	515	1634	3.60	24F-0001-WS52S-F	24F-0001-WS52S-O	-	-
Phase 2	7	10/11/2024 0940	Trot Line	None Observed	535	1577	3.48	24F-0002-WS07S-F	24F-0002-WS07S-O	-	-

Table 9a Fish Sampling Summary - Brown Bullhead and White Sucker
Phase 2 Data Evaluation Summary Memorandum
Lower Neponset River
Boston and Milton, Massachusetts

Reach	Fish Number (a)	Date/Time Caught	Catch Method	Parasites/Abnormalities	Total Length (mm)	Weight (g)	Weight (lbs)	Sample ID - Fillet	Sample ID - Offal	Submitted for QC	Samples on Hold
Phase 2	33	10/17/2024 0932	Trot Line	None Observed	462	1084	2.39	24F-0002-WS33S-F	24F-0002-WS33S-O	-	-
Phase 2	34	10/18/2024 0820	Trot Line	None Observed	541	1872	4.13	24F-0002-WS34S-F	24F-0002-WS34S-O	-	-
Phase 2	35	10/18/2024 0820	Trot Line	Scales missing on dorsal due to entanglement with line	511	1500	3.31	24F-0002-WS35S-F	24F-0002-WS35S-O	-	-
Phase 2	39	10/18/2024 0750	Trot Line	None Observed	499	1477	3.26	24F-0002-WS39S-F	24F-0002-WS39S-O	-	-
Phase 2	40	10/18/2024 0750	Trot Line	Healed wound on side	535	1425	3.14	24F-0002-WS40S-F	24F-0002-WS40S-O	-	-

Notes:
g - grams
lbs - pounds
mm - millimeter
(a) Fish number was assigned in the field as specimens were caught.

Table 9b
Number of Additional Types of Fish Caught
Phase 2 Data Evaluation Summary Memorandum
Lower Neponset River
Boston and Milton, Massachusetts

Fish Type	Number Caught
Sunfish	43
White Catfish	38
Yellow Perch	24
Fallfish	12
Eel	3
Pumpkinseed	1
Bluegill	1
White Bullhead	1
Mussel	1

Table 10
Fish Weights
Phase 2 Data Evaluation Summary Memorandum
Lower Neponset River
Boston and Milton, Massachusetts

Reach	Fish Number (a)	Sample Type	Sample ID	Weight Before Homogenizing (grams)
Brown Bullhead				
Phase 1	13	Offal	24F-0001-BB13S-O	217.90
		Fillet	24F-0001-BB13S-F	67.220
Phase 1	15	Offal	24F-0001-BB15S-O	155.92
		Fillet	24F-0001-BB15S-F	47.04
Phase 1	17	Offal	24F-0001-BB17S-O	159.04
		Fillet	24F-0001-BB17S-F	51.99
Phase 1	30	Offal	24F-0001-BB30S-O	271.27
		Fillet	24F-0001-BB30S-F	77.33
Phase 1	44	Offal	24F-0001-BB44S-O	205.36
		Fillet	24F-0001-BB44S-F	60.08
Phase 1	47	Offal	24F-0001-BB47S-O	158.31
		Fillet	24F-0001-BB47S-F	38.71
Phase 1	55	Offal	24F-0001-BB55S-O	193.87
		Fillet	24F-0001-BB55S-F	57.72
Phase 1	56	Offal	24F-0001-BB56S-O	182.69
		Fillet	24F-0001-BB56S-F	50.68
Phase 2	3	Offal	24F-0002-BB03S-O	263.62
		Fillet	24F-0002-BB03S-F	97.43
Phase 2	4	Offal	24F-0002-BB04S-O	204.21
		Fillet	24F-0002-BB04S-F	51.93
Phase 2	6	Offal	24F-0002-BB06S-O	330.39
		Fillet	24F-0002-BB06S-F	108.38
Phase 2	8	Offal	24F-0002-BB08S-O	134.34
		Fillet	24F-0002-BB08S-F	36.96
Phase 2	36	Offal	24F-0002-BB36S-O	191.58
		Fillet	24F-0002-BB36S-F	45.91
Phase 2	38	Offal	24F-0002-BB38S-O	169.09
		Fillet	24F-0002-BB38S-F	39.57
Phase 2	41	Offal	24F-0002-BB41S-O	170.19
		Fillet	24F-0002-BB41S-F	40.96
Phase 2	42	Offal	24F-0002-BB42S-O	194.66
		Fillet	24F-0002-BB42S-F	34.79
Phase 2	43	Offal	24F-0002-BB43S-O	169.55
		Fillet	24F-0002-BB43S-F	35.37

Table 10
Fish Weights
Phase 2 Data Evaluation Summary Memorandum
Lower Neponset River
Boston and Milton, Massachusetts

Reach	Fish Number (a)	Sample Type	Sample ID	Weight Before Homogenizing (grams)
White Sucker				
Phase 1	10	Offal	24F-0001-WS10S-O	948.30
		Fillet	24F-0001-WS10S-F	636.70
Phase 1	11	Offal	24F-0001-WS11S-O	805.90
		Fillet	24F-0001-WS11S-F	490.80
Phase 1	18	Offal	24F-0001-WS18S-O	979.00
		Fillet	24F-0001-WS18S-F	562.70
Phase 1	24	Offal	24F-0001-WS24S-O	972.40
		Fillet	24F-0001-WS24S-F	639.00
Phase 1	27	Offal	24F-0001-WS27S-O	740.00
		Fillet	24F-0001-WS27S-F	434.10
Phase 1	28	Offal	24F-0001-WS28S-O	897.20
		Fillet	24F-0001-WS28S-F	407.50
Phase 1	48	Offal	24F-0001-WS48S-O	673.60
		Fillet	24F-0001-WS48S-F	341.80
Phase 1	52	Offal	24F-0001-WS52S-O	963.20
		Fillet	24F-0001-WS52S-F	565.90
Phase 2	7	Offal	24F-0002-WS07S-O	916.50
		Fillet	24F-0002-WS07S-F	566.20
Phase 2	33	Offal	24F-0002-WS33S-O	619.80
		Fillet	24F-0002-WS33S-F	411.70
Phase 2	34	Offal	24F-0002-WS34S-O	1215.90
		Fillet	24F-0002-WS34S-F	554.80
Phase 2	35	Offal	24F-0002-WS35S-O	926.10
		Fillet	24F-0002-WS35S-F	492.30
Phase 2	39	Offal	24F-0002-WS39S-O	794.00
		Fillet	24F-0002-WS39S-F	532.90
Phase 2	40	Offal	24F-0002-WS40S-O	888.40
		Fillet	24F-0002-WS40S-F	439.80

Table 11
Analyte List for Fish Tissue Samples
Phase 2 Data Evaluation Summary Memorandum
Lower Neponset River
Boston and Milton, Massachusetts

Sample ID	PCB Congeners	PCDD/F	Lipids	Percent Moisture	TCL Pesticides	TAL Metals	Mercury	Methyl Mercury
24F-0001-BB13S-F	X	X	X	X	X		X	X
24F-0001-BB13S-O	X	X	X	X	X	X	X	X
24F-0001-BB15S-F	X	X	X		X	X		
24F-0001-BB15S-O	X	X	X	X	X	X	X	X
24F-0001-BB17S-F	X	X	X	X	X		X	X
24F-0001-BB17S-O	X	X	X	X	X	X	X	X
24F-0001-BB30S-F	X	X	X	X	X		X	X
24F-0001-BB30S-O	X	X	X	X	X	X	X	X
24F-0001-BB44S-F	X	X	X	X	X		X	X
24F-0001-BB44S-O	X	X	X	X	X	X	X	X
24F-0001-BB47S-F	X	X	X	X	X	X		
24F-0001-BB47S-O	X	X	X	X	X	X	X	X
24F-0001-BB55S-F	X	X	X	X	X		X	X
24F-0001-BB55S-O	X	X	X	X	X	X	X	X
24F-0001-BB56S-F	X	X	X	X	X		X	X
24F-0001-BB56S-O	X	X	X	X	X	X	X	X
24F-0001-WS10S-F	X	X	X	X	X	X	X	X
24F-0001-WS10S-O	X	X	X	X	X	X	X	X
24F-0001-WS11S-F	X	X	X	X	X	X	X	X
24F-0001-WS11S-O	X	X	X	X	X	X	X	X
24F-0001-WS18S-F	X	X	X	X	X	X	X	X
24F-0001-WS18S-O	X	X	X	X	X	X	X	X
24F-0001-WS24S-F	X	X	X	X	X	X	X	X
24F-0001-WS24S-O	X	X	X	X	X	X	X	X
24F-0001-WS27S-F	X	X	X	X	X	X	X	X
24F-0001-WS27S-O	X	X	X	X	X	X	X	X
24F-0001-WS28S-F	X	X	X	X	X	X	X	X
24F-0001-WS28S-O	X	X	X	X	X	X	X	X
24F-0001-WS48S-F	X	X	X	X	X	X	X	X
24F-0001-WS48S-O	X	X	X	X	X	X	X	X
24F-0001-WS52S-F	X	X	X	X	X	X	X	X
24F-0001-WS52S-O	X	X	X	X	X	X	X	X
24F-0002-BB03S-F	X	X	X	X	X	X	X	X
24F-0002-BB03S-O	X	X	X	X	X	X	X	X
24F-0002-BB04S-F	X	X	X	X	X		X	X
24F-0002-BB04S-O	X	X	X	X	X	X	X	X
24F-0002-BB06S-F	X	X	X	X	X	X	X	X
24F-0002-BB06S-O	X	X	X	X	X	X	X	X
24F-0002-BB08S-F	X	X	X	X	X			
24F-0002-BB08S-O	X	X	X	X	X	X	X	X
24F-0002-BB36S-F	X	X	X	X	X	X		
24F-0002-BB36S-O	X	X	X	X	X	X	X	X
24F-0002-BB38S-F	X	X	X	X	X	X		
24F-0002-BB38S-O	X	X	X	X	X	X	X	X
24F-0002-BB41S-F	X	X	X	X	X	X		
24F-0002-BB41S-O	X	X	X	X	X	X	X	X
24F-0002-BB42S-F	X	X	X	X	X	X		
24F-0002-BB42S-O	X	X	X	X	X	X	X	X
24F-0002-BB43S-F	X	X	X	X	X	X		

Table 11
Analyte List for Fish Tissue Samples
Phase 2 Data Evaluation Summary Memorandum
Lower Neponset River
Boston and Milton, Massachusetts

Sample ID	PCB Congeners	PCDD/F	Lipids	Percent Moisture	TCL Pesticides	TAL Metals	Mercury	Methyl Mercury
24F-0002-BB43S-O	X	X	X	X	X	X	X	X
24F-0002-WS07S-F	X	X	X	X	X	X	X	X
24F-0002-WS07S-O	X	X	X	X	X	X	X	X
24F-0002-WS33S-F	X	X	X	X	X	X	X	X
24F-0002-WS33S-O	X	X	X	X	X	X	X	X
24F-0002-WS34S-F	X	X	X	X	X	X	X	X
24F-0002-WS34S-O	X	X	X	X	X	X	X	X
24F-0002-WS35S-F	X	X	X	X	X	X	X	X
24F-0002-WS35S-O	X	X	X	X	X	X	X	X
24F-0002-WS39S-F	X	X	X	X	X	X	X	X
24F-0002-WS39S-O	X	X	X	X	X	X	X	X
24F-0002-WS40S-F	X	X	X	X	X	X	X	X
24F-0002-WS40S-O	X	X	X	X	X	X	X	X

Notes:
PCB - polychlorinated biphenyl
PCDD/F - polychlorinated dibenzodioxins/furans
TAL - target analyte list
TCL - target compound list

Table 12
Phase 2 Reach Floodplain Soil Analytical Results
Phase 2 Data Evaluation Summary Memorandum
Lower Neponset River
Boston and Milton, Massachusetts

Analyte	CAS Number	Units	Human Health PAL	Ecological PAL	Location Sample Name Sample Date Sample Type Depth Interval	24D-0001 24D-0001-AS 6/3/2024 N 0 - 1 ft	24D-0001 24D-0001-BS 6/3/2024 N 1 - 1.5 ft	24D-0002 24D-0002-AS 6/3/2024 N 0 - 1 ft	24D-0002 24D-0002-BS 6/3/2024 N 1 - 1.9 ft	24D-0003 24D-0003-AS 6/3/2024 N 0 - 1 ft	24D-0003 24D-0003-BS 6/3/2024 N 1 - 1.5 ft	24D-0004 24D-0004-AS 5/29/2024 N 0 - 1 ft	24D-0004 24D-0004-BS 5/29/2024 N 1 - 1.4 ft	24D-0005 24D-0005-AS 5/29/2024 N 0 - 0.8 ft	24D-0006 24D-0006-AS 5/29/2024 N 0 - 1 ft	24D-0006 24D-0006-BS 5/29/2024 N 1 - 2 ft	24D-0006 24D-0006-CS 5/29/2024 N 2 - 2.4 ft	24D-0008 24D-0008-AD 6/18/2024 FD 0 - 1 ft	24D-0008 24D-0008-AS 6/18/2024 N 0 - 1 ft
PCDD/F																			
1,2,3,4,6,7,8-HpCDD	35822-46-9	pg/g	480	315		437	316	646	143	233	439	953	991	1090	1490	483	161	988 JEB	1200 JEB
1,2,3,4,6,7,8-HpCDF	67562-39-4	pg/g	480	315		251	187	362	69.6	124	304	594	478	611	952	205	55.4	760 EB	752 EB
1,2,3,4,7,8,9-HpCDF	55673-89-7	pg/g	480	315		7.78	5.07	13.1	2.91	3.77	7.91	17.7	17.5	21.3	46.8	8.86	2.9	22.9 JN	28.9
1,2,3,4,7,8-HxCDD	39227-28-6	pg/g	48	31.5		3.54	3.19 JN	7.85	2.3 J	2.58	5.65	8.1	8.32	9.91	15.7	5.56	3.14	10.9 J	13 J
1,2,3,4,7,8-HxCDF	70648-26-9	pg/g	48	31.5		13.6	9.24	25.7	5.26 JN	7.52	10.1	40.4	38.4	41.7	71.3	11.6	2.99	41.7	41.1
1,2,3,6,7,8-HxCDD	57653-85-7	pg/g	48	31.5		22.2	16.1	31.7	7.54	12.5	27.3	47.1 J	51.7 J	56.8 J	77.7 J	23.4 J	7.47 J	54.8 J	58.5 J
1,2,3,6,7,8-HxCDF	57117-44-9	pg/g	48	31.5		7.46	4.74	15	3.46	4.05 JN	6.62	18.9	16.8	20.5	42.3	5.27	1.58 J	24.7 J	28.1 J
1,2,3,7,8,9-HxCDD	19408-74-3	pg/g	48	31.5		11.2	8.26	17.5	4.05	6.72	13.3	23.7	21.7	28.4	43	11.9	2.78	29.1 J	35.5 J
1,2,3,7,8,9-HxCDF	72918-21-9	pg/g	48	31.5		< 0.654 U	< 0.354 U	< 0.591 U	< 0.528 U	< 0.324 U	< 0.229 U	< 0.415 U	< 0.444 U	< 0.422 U	< 0.622 U	< 0.445 U	< 0.407 U	< 1.36 U	< 0.277 U
1,2,3,7,8-PeCDD	40321-76-4	pg/g	4.8	3.15		1.51 JN	1.3 J	4.44 J	1.09 JN	< 0.575 UJ	2.28 J	3.6 J	3.14 J	4.23 J	7.32 J	3.56 JN	1.99 J	5.52 JN	5.56 J
1,2,3,7,8-PeCDF	57117-41-6	pg/g	160	105		2.87	2.79	8.37	1.42 J	5.62 J	1.91 JN	6.52	8.71	13.8	11.5	2.26 J	0.492 JN	6.2 JN	5.75 J
2,3,4,6,7,8-HxCDF	60851-34-5	pg/g	48	31.5		7.09	5.83	15.2	4.33	5.42	9.59	17.7	17.4	21.3	40.4	7.34	2.58	34.7	25.8
2,3,4,7,8-PeCDF	57117-31-4	pg/g	16	10.5		8.44	7.39	22.8	8.72	9.41	12.3 JN	23 J	46.3 J	48.6 J	39.1 J	12.2 J	4.09 J	34.6 J+	23.6 J+
2,3,7,8-TCDD	1746-01-6	pg/g	4.8	3.15		< 0.978 UJ	< 0.922 UJ	0.996 JN	< 0.996 UJ	< 0.968 UJ	0.935 J	1.08 J	1.63 J	1.44 J	1.63 JN	0.925 J	< 0.982 UJ	1.54 JN	1.35 J
2,3,7,8-TCDF	51207-31-9	pg/g	48	31.5		4.79	3.72	22.2	2.55 JN	3.19	4.32	9.79 J	16.3 J	16.2 J	16.7 J	5.75 J	1.68 J	16.5 J	9.93 J
OCDD	3268-87-9	pg/g	16000	10500		3120 EB	2010 EB	4150 EB	992 EB	1700 EB	2640 EB	6660 EB	7490 EB	8120 EB	10100 JEB	4500 EB	1790 EB	6730 JEB	8550 JEB
OCDF	39001-02-0	pg/g	16000	10500		251	181	386	77.3	130	238	576	500	620	979	253	87.9	754 J	1020 J
Total HpCDD	RA_Total_HpCDD	pg/g				792	546	1151	275	410	771	1645	1760	1895	2570	866	304	1693	2210
Total HpCDF	RA_Total_HpCDF	pg/g				490.67	363.17	680.7	141.11	248.77	610.91	1131.5	1016.24	1250.7	1810.1	474.07	149.5	1521.3	1471.1
Total HxCDD	RA_Total_HxCDD	pg/g	100			136.16	103.559	216.99	49.26	78.8	179.28	302.95	293.78	351.33	521.79	144.74	42.03	405.65	392.96
Total HxCDF	RA_Total_HxCDF	pg/g				177.46	125.391	298.45	72.81	95.8	224.76	402.75	394.51	463.405	731.47	163.31	50.437	633.59	574.555
Total PeCDD	RA_Total_PeCDD	pg/g				17.04	10.61	36.009	5.759	7.68 U	22.348	36.271	33.193	41.33	71.39	17.511	5.69	69.28	49.896
Total PeCDF	RA_Total_PeCDF	pg/g				76.07	61.4	198.588	67.69	67.37	103.28	191.219	283.81	313.038	347.848	94.015	26.374	340.384	242.235
Total TCDD	RA_Total_TCDD	pg/g				2.76 U	3.34 U	13.946	< 0.996 U	3.18 U	5.482	13.495	11.289	12.407	23.554	6.469	1.08 U	29.392	19.305
Total TCDF	RA_Total_TCDF	pg/g				55.639	47.379	285.69	58.056	51.484	62.951	156.718	336.61	294.38	306.41	121.3	36.901	360.43	193.17
Total PCDD/F TEQ (Bird)	RA-TEQ-B-DF	pg/g				22.7229	18.2723	64.1731	15.37743	17.4807	28.3884	56.8616	85.349	92.3905	99.7479	29.8809	9.96569	82.4584	65.266
Total PCDD/F TEQ (Fish)	RA-TEQ-F-DF	pg/g				14.3939	11.5959	33.2221	9.19443	10.0204	19.3844	37.2471	48.0695	53.914	66.9529	19.6364	7.46289	51.4594	46.4
Total PCDD/F TEQ (Mammal)	RA-TEQ-M-DF	pg/g				19.0852	14.4467	37.6139	9.17349	11.3463	23.0228	46.1624	53.2453	59.99	79.9467	23.6893	8.21013	58.8202	58.0355
PCB Congeners																			
PCB-001	2051-60-7	ng/g	230	41		19.8 J	10.9 J	28.5 J	67.4 J	2.23 J	0.262 J	6.26 J-	3.47 J-	17.9 J-	102 J	10	11	203 J	158 J
PCB-002	2051-61-8	ng/g	230	41		< 0.0472 U	< 0.0445 U	0.446	0.64	< 0.0466 U	< 0.0475 U	< 0.048 U	< 0.0479 U	< 0.0465 U	1.05	0.998	< 0.0473 U	1.65	1.58
PCB-003	2051-62-9	ng/g	230	41		8.02	4.59	12.9	20.6	1.28	< 0.0489 UJ	1.81	1.23	5.05	22.4	4.73	3.91	62.7 J	51.7 J
PCB-004/010	PCB-4/10	ng/g	230	41		41.1 J	26.8 J	79.9 J	308 J	6.3 J	1.98	26.6 J	22.4 J	69 J	292 J	95.5 J	43.2 J	619 J	399 J
PCB-005/008	PCB-5/8	ng/g	230	41		46.7 J	25.5 J	77.6 J	257 J	5.86 J	2.73	23	22	67.6 J	143 J	113 J	79.7 J	351 J	227 J
PCB-006	25569-80-6	ng/g	230	41		6.84 J	5.1 J	14.7 J	44.8 J	1.49 J	0.732	3.72	4.33	11	24.3	89.2 J	51.6 J	39.4 J	37.3
PCB-007/009	PCB-7/9	ng/g	230	41		1.21 J	0.917 J	2.61 J	8.58 J	0.325 J	< 0.0863 U	< 0.0872 U	0.839	2.74	4.45	6.18	3.07	7.36	7.41
PCB-011	2050-67-1	ng/g	230	41		1.22	0.834	2.66	3.03	0.41	< 0.0449 U	< 0.0454 U	0.913	1.67	8.09	5.93	1.94	13.3 J	11.2 J
PCB-012/013	PCB-12/13	ng/g	230	41		3.42	2.77	9.13	11.3	1.3	< 0.112 U	2.17	3.49	5.73	18.5	20.6	6.78	35.8	28.4
PCB-014	34883-41-5	ng/g	230	41		< 0.0436 U	< 0.0411 U	< 0.0425 U	< 0.0444 U	< 0.0431 U	< 0.044 U	< 0.0444 U	< 0.0443 U	< 0.043 U	< 0.0444 U	< 0.0438 U	< 0.0438 U	< 0.0436 U	< 0.0443 U
PCB-015	2050-68-2	ng/g	230	41		27	20.8	92.5 J	130 J	19.6	7.59	41.1 J	86.2 J	88.1 J	165 J	157 J	40.5 J	366 J	231 J
PCB-016/032	PCB-16/32	ng/g	230	41		16.8	12.5	70.6 J	175 J	8.15	15.8 J	17.6	38.5	54.6 J	431 J	443 J	91.2 J	620 J	414 J
PCB-017	37680-66-3	ng/g	230	41		16.4	12.1	53.3 J	132 J	6.46	11 J	20.6	38.9	50.2 J	214 J	307 J	67.3 J	265 J	196 J
PCB-018	37680-65-2	ng/g	230	41		8.81	6.84	22.2	100 J	8.92	23.1 J	20.3	78.9 J	42 J	116 J	456 J	110 J	100 JEB	90.7 JEB
PCB-019	38444-73-4	ng/g	230	41		10.8 J	6.59 J	27.7 J	59.5 J	2.14 J	2.53 J	7.63 J	11.2 J	19.7 J	363 J	111 J	16.6 J	476 J	310 J
PCB-020/021/033	PCB-20/21/33	ng/g	230	41		2.63	2.04	13	21.1	3.55	8.13 J	8.35	29.9	14.1	18.8	117 J	34.7	32.5	23.1
PCB-022	38444-85-8	ng/g	230	41		2.81	2	9.54	24.4	11.1	11.2 J	22.6	97.4 J	56.7 J	23	153 J	39	24.6	24.6
PCB-023/034	PCB-23/34	ng/g	230	41		0.389	0.365	1.27	1.66	< 0.0804 U	< 0.082 UJ	< 0.0829 U	3.08	1.24	6.8	9.34	2.38	14.1 J	6.11 J
PCB-024/027	PCB-24/27	ng/g	230	41		6.77 J	4.91 J	22.5 J	38.4 J	2.07 J	2.35 J	6.14	13.8	17.1	205 J	70.4 J	11.6	287 J	183 J
PCB-025	55712-37-3	ng/g	230	41		7.23	4.99	23.7	32.3	4.61	4.07 J	9.94 J	25.3 J	36.8 J	90.5 J	262 J	83.5 J	129 J	93.6 J
PCB-026	38444-81-4	ng/g	230	41		8.94	6.57	33.2	54.7 J	6.12	10.3 J	12.5	48 J	30.7	146 J	404 J	120 J	235 J	146 J
PCB-028	7012-37-5	ng/g	230	41		16.5	13.8	71.2 J	246 J	93 J	60.6 J	223 J	890 J	789 J	247 J	678 J	177 J	253 JEB	217 JEB
PCB-029	15862-07-4	ng/g	230	41		< 0.0572 U	< 0.0539 U	< 0.0556 U	< 0.0582 U	< 0.0565 U	< 0.0576 UJ	< 0.0582 U	< 0.058 U	< 0.0563 U	< 0.0581 U	< 0.0574 U	< 0.0573 U	< 0.0571 U	< 0.058 U
PCB-030	35693-92-6	ng/g	230	41		< 0.057 U	< 0.0537 U	< 0.0555 U	< 0.058 U	< 0.0563 U	< 0.0574 UJ	< 0.058 U	< 0.0578 U	< 0.0561 U	0.44	< 0.0572 U	< 0.0571 U	< 0.0569 U	< 0.0578 U
PCB-031	16606-02-3	ng/g	230	41		19.8	15	62 J	155 J	35.8	44.5 J	90.3 J	354 J	235 J	263 J	614 J	169 J	322 JEB	238 JEB
PCB-035	37680-69-6	ng/g	230	41		< 0.0534 U	< 0.0504 U	1.91 J+	1.48 J+	0.74 J+	< 0.0538 UJ	< 0.0544 U	4.47 J+	2.93 J+	2.61 J+	5.04 J+	< 0.0536 U	5.16 J+	3.95 J+
PCB-036	38444-87-0	ng/g	230	41		< 0.0423 U	< 0.0398 U	< 0.0412 U	< 0.043 U	< 0.0418 U	< 0.0426 UJ	< 0.043 U	< 0.0429 U	< 0.0417 U	< 0.043 U	< 0.0424 U	< 0.0424 U	< 0.0423 U	< 0.0429 U
PCB-037	38444-90-5	ng/g	230	41		5.11	4.2	19.9	39.3	33.2	20.8 J	70.6 J	267 J	139 J	36	97.7 J	21.5	44.3 J	31.9
PCB-038	53555-66-1	ng/g	230	41		1.58	1.36	< 0.0617 U	< 0.0645 U	< 0.0626 U	< 0.0639 UJ	< 0.0645 U	< 0.0644 U	< 0.0625 U	< 0.0645 U	< 0.0637 U	< 0.0636 U	< 0.0634 U	< 0.0644 U
PCB-039	38444-88-1	ng/g	230	41		< 0.0409 U	< 0.0386 U	0.609	0.724	< 0.0404 U	< 0.0412 UJ	< 0.0416 U	1.23	1.31	1.97	1.61	< 0.041 U	4.87 J	2.29 J
PCB-040	38444-93-8	ng/g	230	41		2.3	1.78	7.78	8.56	6.64	11.5	27.1	121 J	28.9	16.6	87.3 J	23.9	14.4	12.2
PCB-041/064	PCB-41/64	ng/g	230	41		9.29	7.63	37.9	50.9 J	60.3 J	65.2 J	147 J	620 J	246 J	106 J	304 J	73.5 J	101 J	59.1 J
PCB-042	36559-22-5	ng/g	230	41		8.34	6.58	28.4	30.6	23.7	31.7	73.8 J	286 J	131 J	80.5 J	212 J	54.2 J	112 J	61.7 J
PCB-043/049	PCB-43/49	ng/g	230	41		45.5 J	38.7 J	134 J	136 J	110 J	121 J	309 J	1050 J	592 J	453 J	686 J	159 J	980 JEB	345 JEB
PCB-044	41464-39-5	ng/g	230	41		13.5	11.1	51.7 J	66 J	69.1 J	97.5 J	170 J	703 J	251 J	145 J	566 J	150 J	137 JEB	97.6 JEB
PCB-045	70362-45-7	ng/g	230	41		2.37	1.74	8.94	16.9	5.99	14.7	14.7	76.4 J	13.3	28.4	105 J	23.7	29.8 J	20.1 J
PCB-046	41464-47-5	ng/g	230	41		< 0.047 U	0.794	3.72	4.89	1.38	3.6 J	4.92 J	22.6 J	4.08 J	12 J	37.1 J	9.36 J	23.2 J	12.6 J
PCB-047/048/075	PCB-47/48/75	ng/g	230	41		54 J	45.9 J	126 J	121 J	72.8 J	66 J	272 J	826 J	473 J	465 J	368 J	75.4 J	1040 J	344 J
PCB-050	62796-65-0	ng/g	230	41		0.408 J	0.353 J	1.2 J	1.39 J	< 0.0553 UJ	< 0.0564 UJ	< 0.057 U	2.08	0.872	5.13	3.49	0.765	12.7 J	4.36 J
PCB-051	68194-04-7	ng/g	230	41		4.31	3.25	17.1	19	2.37	3.58	9.86	31.3	12.1	74.9 J	54 J	10.2	201 J	65.6 J
PCB-052/073	PCB-52/73	ng/g	230	41		36.3	30.8	109 J	121 J	144 J	166 J	373 J	1320 J	512 J	378 J	730 J	181 J	670 JEB	253 JEB
PCB-053	41464-41-9	ng/g	230	41		10.3	8.47	28.3	33.9	12	20	37.6	123 J	45.7 J	160 J	141 J	27	378 J	129 J
PCB-054	15968-05-5	ng/g	230	41		0.573	0.332	1.62	1.69	< 0.0464 U	0.235 J	0.407	1.31	0.778	12.2	4.25	0.635	29.2 J	10.2 J
PCB-055	74338-24-2	ng/g	230	41		< 0.0779 U	< 0.0734 U	0.645	0.747	1.16	< 0.0785 U	2.46	11.1	6.17	0.87	3.31	< 0.0781 U	0.726 J	1.22 J

Table 12
Phase 2 Reach Floodplain Soil Analytical Results
Phase 2 Data Evaluation Summary Memorandum
Lower Neponset River
Boston and Milton, Massachusetts

					Location	24D-0001	24D-0001	24D-0002	24D-0002	24D-0003	24D-0003	24D-0004	24D-0004	24D-0005	24D-0006	24D-0006	24D-0006	24D-0008	24D-0008
					Sample Name	24D-0001-AS	24D-0001-BS	24D-0002-AS	24D-0002-BS	24D-0003-AS	24D-0003-BS	24D-0004-AS	24D-0004-BS	24D-0005-AS	24D-0006-AS	24D-0006-BS	24D-0006-CS	24D-0008-AD	24D-0008-AS
					Sample Date	6/3/2024	6/3/2024	6/3/2024	6/3/2024	6/3/2024	6/3/2024	5/29/2024	5/29/2024	5/29/2024	5/29/2024	5/29/2024	5/29/2024	6/18/2024	6/18/2024
					Sample Type	N	N	N	N	N	N	N	N	N	N	N	N	FD	N
					Depth Interval	0 - 1 ft	1 - 1.5 ft	0 - 1 ft	1 - 1.9 ft	0 - 1 ft	1 - 1.5 ft	0 - 1 ft	1 - 1.4 ft	0 - 0.8 ft	0 - 1 ft	1 - 2 ft	2 - 2.4 ft	0 - 1 ft	0 - 1 ft
Analyte	CAS Number	Units	Human Health PAL	Ecological PAL															
PCB-056/060	PCB-56/60	ng/g	230	41	5.98	4.47	29.9	35.3	79.7 J	76.7 J	167 J	836 J	414 J	62 J	98.6 J	26.9	35.5 EB	37.8 EB
PCB-057	70424-67-8	ng/g	230	41	0.543	0.297	1.57	1.46	0.981	< 0.0418 UJ	1.83	9	5.96	7.49	7.61	1.95	14 J	5.53 J
PCB-058	41464-49-7	ng/g	230	41	< 0.0525 U	< 0.0494 U	0.398	0.309	0.414	< 0.0528 U	1.16	3.49	1.72	0.966	1.49	< 0.0526 U	1.41 J	< 0.0533 UJ
PCB-059	74472-33-6	ng/g	230	41	1.12	0.786	4.52	6.65	5.76	6.51 J	14.2	64 J	21.8	13.6	36.9	8.78	11.3	7.38
PCB-061/074	PCB-61/74	ng/g	230	41	6.36	4.93	34.2	47.1 J	94.5 J	64.2 J	189 J	826 J	535 J	88.3 J	160 J	47.9 J	66.6 JEB	49.7 JEB
PCB-062	54230-22-7	ng/g	230	41	< 0.0474 U	< 0.0446 U	< 0.0461 U	< 0.0482 U	< 0.0468 U	< 0.0477 U	< 0.0482 U	< 0.0481 U	< 0.0467 U	< 0.0482 U	< 0.0475 U	< 0.0475 U	< 0.0474 U	< 0.0481 U
PCB-063	74472-34-7	ng/g	230	41	2.01	1.71	7.02	6.97	8.87	5.41	21.2	83.4 J	58.2 J	29.9	28.6	8.13	46.4 J	19.9 J
PCB-065	33284-54-7	ng/g	230	41	< 0.0662 U	< 0.0624 U	< 0.0644 U	< 0.0673 U	< 0.0654 U	< 0.0666 U	< 0.0673 U	< 0.0671 U	< 0.0652 U	0.406	< 0.0664 U	< 0.0664 U	0.711 J	< 0.0672 UJ
PCB-066/080	PCB-66/80	ng/g	230	41	15	12.4	64.2 J	72.9 J	169 J	145 J	381 J	1520 J	861 J	167 J	210 J	59.8 J	123 JEB	89.2 JEB
PCB-067	73575-53-8	ng/g	230	41	0.308	0.391	2.2	3.14	3.9	2.71	8.03	36.2	20.4	5.28	11.7	3.49	4.83	3.54
PCB-068	73575-52-7	ng/g	230	41	1.8	1.54	2.38	< 0.0713 U	< 0.0692 U	< 0.0706 UJ	< 0.0713 U	< 0.0711 U	5.98	12.3	7.14	< 0.0703 U	33.6 J	8.3 J
PCB-069	60233-24-1	ng/g	230	41	< 0.0525 UJ	< 0.0494 UJ	0.77 J	0.65 J	< 0.0518 UJ	< 0.0528 U	< 0.0534 U	1.72	1.56	3.25	< 0.0526 U	< 0.0526 U	5.76 J	2.26 J
PCB-070	32598-11-1	ng/g	230	41	15.3	12.9	61.2 J	68.7 J	153 J	159 J	361 J	1470 J	689 J	147 J	183 J	49.2 J	95.9 JEB	77.3 JEB
PCB-071	41464-46-4	ng/g	230	41	5	3.94	34.6	36.4	11	17.6	17.9	132 J	45.8 J	102 J	192 J	45.8 J	206 J	75.2 J
PCB-072	41464-42-0	ng/g	230	41	1.84	1.56	4.07	2.61	1.87	1.03	4.95	12	8.89	14	8.92	2.02	36.7 J	9.78 J
PCB-076	70362-48-0	ng/g	230	41	< 0.0775 U	< 0.0731 U	< 0.0755 U	< 0.0789 U	< 0.0766 U	< 0.0781 U	< 0.0789 U	< 0.0787 U	< 0.0764 U	< 0.0788 U	< 0.0778 U	< 0.0777 U	< 0.0775 UJ	75.5 J
PCB-077	32598-13-3	ng/g	38	41	3.45 J+	3.41 J+	11.5 J+	9.41 J+	19.3 J+	14.1 J+	41.9 J	141 J	92.3 J	20.6 J+	29.8 J+	9.25 J+	24.9 J	14.7 J
PCB-078	70362-49-1	ng/g	230	41	< 0.0806 U	< 0.076 U	< 0.0785 U	< 0.0821 U	0.371	< 0.0812 U	< 0.0821 U	< 0.0818 U	< 0.0795 U	< 0.082 U	< 0.0809 U	< 0.0809 U	< 0.0806 U	< 0.0819 U
PCB-079	41464-48-6	ng/g	230	41	< 0.0452 U	< 0.0426 U	< 0.044 U	< 0.046 U	< 0.0447 U	0.889	< 0.046 U	< 0.0459 U	< 0.0446 U	< 0.046 U	< 0.0454 U	< 0.0453 U	< 0.0452 UJ	1.07 J
PCB-081	70362-50-4	ng/g	12	41	< 0.0716 UJ	< 0.0675 UJ	1.03 J	0.769 J	1.99 J	1.8 J	4.79 J+	16.1 J+	9.94 J+	1.73 J+	2.91 J+	< 0.0718 U	2.42 J	1.35 J
PCB-082	52663-62-4	ng/g	230	41	1.88	1.83	6.47	5.1	10.4	11 J	20.4	92.9 J	48.1 J	12.6	26.2	8.8	14.1 J	8.52 J
PCB-083/109	PCB-83/109	ng/g	230	41	1.89	1.81	4.55	3.27	5.18	4.91 J	12	41.4 J	26	11.9	14.4	4.27	21.3 J	7.29 J
PCB-084	52663-60-2	ng/g	230	41	4.64	4.27	15.2	10.5	15.4	19 J	33.9	149 J	66.6 J	34.1	68.7 J	20.8	56.8 J	22.6 J
PCB-085/120	PCB-85/120	ng/g	230	41	5.94	6.13	14.6	10.9	29	25.6 J	60.8 J	230 J	146 J	31.8	46.1 J	15.2	31.6 J	18.8 J
PCB-086/097	PCB-86/97	ng/g	230	41	5.12	6.02	15	12.3	29.7	25.3 J	63.4 J	250 J	147 J	37.2	48.9 J	16.7	39.7 J	21.5 J
PCB-087/115/116	PCB-87/115/116	ng/g	230	41	8.67	8.83	24.5	19	42.1 J	38.4 J	77 J	324 J	211 J	62.4 J	78.6 J	24	84.1 J	38.8 J
PCB-088/121	PCB-88/121	ng/g	230	41	< 0.156 U	< 0.147 U	< 0.152 U	< 0.159 U	< 0.154 U	< 0.157 UJ	< 0.159 U	2.94	1.16	< 0.159 U	< 0.157 U	< 0.157 U	1.44 J	< 0.159 UJ
PCB-089/090/101	PCB-89/90/101	ng/g	230	41	21	20.3	52.3 J	38.4	80.2 J	68.3 J	179 J	632 J	390 J	131 J	129 J	38.8	201 J	83.2 J
PCB-091	68194-05-8	ng/g	230	41	7.1	6.56	18.1	13.4	17.1	16.4 J	40.9 J	142 J	79.8 J	54 J	57 J	15.8	125 J	34.7 J
PCB-092	52663-61-3	ng/g	230	41	7.03	6.35	15.6	10.5	15	11.6 J	34.7	104 J	78.8 J	48.6 J	38.2	10.3	116 J	31.8 J
PCB-093/095	PCB-93/95	ng/g	230	41	15	14.9	42.8 J	32.3	54.5 J	54.8 J	111 J	389 J	241 J	112 J	177 J	49 J	159 J	67.9 J
PCB-094	73575-55-0	ng/g	230	41	0.656	0.671	1.85	1.43	1.09	1.1 J	2.69	7.58	4.57	7.81	4.03	< 0.0467 U	23 J	5.51 J
PCB-096	73575-54-9	ng/g	230	41	< 0.0599 UJ	< 0.0565 UJ	1.21 J	1.01 J	0.738 J	1.32 J	1.31	6.7	1.96	3.34	5.58	1.87	8.33 J	2.52 J
PCB-098/102	PCB-98/102	ng/g	230	41	1.86	1.92	5.49	4.51	4.99	4.84 J	13.2	47.4 J	20.6	16.1	19.8	5.67	34.8 J	9.9 J
PCB-099	38380-01-7	ng/g	230	41	15.1	14.9	34.6	27.6	57.2 J	44.5 J	122 J	418 J	296 J	84 J	83.8 J	25.6	125 J	49.3 J
PCB-100	39485-83-1	ng/g	230	41	0.961	0.832	1.94	1.5	0.955	< 0.0576 UJ	2.06	4.44	3.57	7.4	2.49	< 0.0573 U	21.9 J	5.94 J
PCB-103	60145-21-3	ng/g	230	41	0.703	0.506	1.72	1.15	0.891	0.685 J	2.11	5.59	4.53	5.74	3.33	< 0.0579 U	17.2 J	4.39 J
PCB-104	56558-16-8	ng/g	230	41	< 0.0442 UJ	< 0.0417 UJ	< 0.0431 UJ	< 0.045 UJ	< 0.0437 UJ	< 0.0445 UJ	< 0.045 U	< 0.0449 U	< 0.0436 U	0.494	< 0.0444 U	< 0.0444 U	1.69 J	< 0.0449 UJ
PCB-105/127	PCB-105/127	ng/g	120	41	7.96	8.02	25.2	17.5	57.4 J	40.5 J	97 J	397 J	290 J	47.8 J	45.5 J	13.5	43.1 J	26.2
PCB-106/118	PCB-106/118	ng/g	120	41	18.8	18.4	52.9 J	38	90.2 J	68.8 J	180 J	663 J	493 J	112 J	105 J	33.6	129 J	71.2 J
PCB-107/108	PCB-107/108	ng/g	230	41	1.86	1.9	5.35	3.93	7.95	5.85 J	16.5	56.3 J	40.9 J	12.4	10.3	3.41	18.1 J	8.06 J
PCB-110	38380-03-9	ng/g	230	41	29.1	28.9	76.2 J	50.9 J	94 J	85.1 J	211 J	743 J	465 J	186 J	241 J	75.8 J	307 JEB	120 JEB
PCB-111/117	PCB-111/117	ng/g	230	41	< 0.282 U	< 0.266 U	< 0.274 U	< 0.287 U	< 0.278 U	< 0.284 UJ	< 0.287 U	< 0.286 U	< 0.278 U	< 0.287 U	< 0.283 U	< 0.283 U	< 0.282 U	< 0.286 U
PCB-112	74472-36-9	ng/g	230	41	< 0.057 UJ	< 0.0537 UJ	< 0.0555 UJ	< 0.058 UJ	0.489 J	< 0.0574 UJ	0.963	3.55	2.3	1.66	0.976	< 0.0571 U	3.75 J	8.05 J
PCB-113	68194-10-5	ng/g	230	41	< 0.0472 U	< 0.0445 U	0.564	< 0.048 U	0.509	< 0.0475 UJ	< 0.048 U	2.83	2.26	1.64	1.63	< 0.0473 U	3.05 J	0.923 J
PCB-114	74472-37-0	ng/g	120	41	< 0.0734 U	0.632	1.91	1.57	3.98	2.64 J	7.34	29.5	22.5	3.56	4.13	1.25	3.43 J	1.94 J
PCB-119	56558-17-9	ng/g	230	41	1.74	1.55	4.14	2.81	3.26	2.28 J	7.62	21.6	18.2	11.7	8.01	2.27	23.4 J	8.48 J
PCB-122	76842-07-4	ng/g	230	41	< 0.081 U	< 0.0764 U	0.785	0.638	1.5	1.4 J	2.8	13	7.97	1.46	1.78	< 0.0813 U	1.49 J	< 0.0823 UJ
PCB-123	65510-44-3	ng/g	120	41	0.83 J	0.942 J	2.05 J	1.55 J	3.32 J	2.43 J	6.77 J	22.9 J	16.4 J	4.15 J	3.51 J	1.37 J	4.78 J	2.61 J
PCB-124	70424-70-3	ng/g	230	41	0.942	0.736	2.04	1.53	3.84	2.81 J	7.49	26.9	18	3.95	3.63	< 0.0353 U	3.84	2.47
PCB-125	74472-39-2	ng/g	230	41	< 0.0431 UJ	< 0.0406 UJ	< 0.0419 UJ	< 0.0438 UJ	< 0.0425 UJ	< 0.0434 UJ	0.813 J	4.02 J	2.09 J	0.669 J	0.446 J	< 0.0432 UJ	1.48 J	< 0.0437 UJ
PCB-126	57465-28-8	ng/g	0.036	41	< 0.0505 UJ	< 0.0476 UJ	< 0.0492 UJ	< 0.0514 UJ	0.728 J	< 0.0509 U	1.54 J+	4.5 J+	3.95 J+	< 0.0513 U	< 0.0507 U	< 0.0506 U	2.28 J	< 0.0513 UJ
PCB-128	38380-07-3	ng/g	230	41	4.17	4.21	9	4.45	8.36	5.33	17.8	43.3 J	43.5 J	18.7	11.6	3.44	21.8	14.9
PCB-129	55215-18-4	ng/g	230	41	0.977	0.746	2.06	1.2	2.03	1.38	4.1	11.4	10.7	4.03	2.94	0.918	4.94	3.77
PCB-130	52663-66-8	ng/g	230	41	1.65	1.46	3.32	1.68	2.86	1.66	6.15	15	14.6	7.32	4.75	1.39	11 J	5.24 J
PCB-131/142	PCB-131/142	ng/g	230	41	< 0.0213 U	< 0.0201 U	< 0.0208 U	0.425	0.569	0.406 J	0.992 J	2.88 J	2.52 J	0.999 J	0.776 J	< 0.0214 UJ	1.11 J	0.706 J
PCB-132/168	PCB-132/168	ng/g	230	41	6.22	6.19	15.2	7.47	12.5	8.4	25.6	69.7 J	58.9 J	30.9	23.4	6.63	47.2 J	23.4 J
PCB-133	35694-04-3	ng/g	230	41	0.605	0.497	1.07	0.52	0.753	0.28	1.45 J	2.87 J	3.25 J	3.26 J	1.26 J	< 0.102 UJ	7.32 J	2.2 J
PCB-134	52704-70-8	ng/g	230	41	0.997	1.21	2.57	1.45	1.98	1.23	3.95 J	11 J	9.01 J	5.86 J	3.76 J	0.839 J	9.12 J	4.5 J
PCB-135/144	PCB-135/144	ng/g	230	41	2.89	2.81	6.69	3.66	5.04	3.56	11.9	29.3	25.9	15.7	10.8	3.11	27.8 J	11.3 J
PCB-136	38411-22-2	ng/g	230	41	2	1.85	5.18	2.69	3.67	2.68	6.68	19.7	16.1	10.9	8.1	2.37	20.5 J	8.56 J
PCB-137	35694-06-5	ng/g	230	41	1.3	1.42	3.15	1.71	2.81	1.81	6.17	15.2	14.8	6.48	4.01	1.23	7.92	4.83
PCB-138/163/164	PCB-138/163/164	ng/g	230	41	22.1	22.3	48.4 J	24.6	43.2 J	27.9	107 J	256 J	236 J	106 J	62.7 J	18.2	141 J	80.7 J
PCB-139/149	PCB-139/149	ng/g	230	41	12.8	12.5	29.4	15.5	23.8	16.1	56.4 J	142 J	123 J	65.7 J	45.7 J	12.9	106 J	48.7 J
PCB-140	59291-64-4	ng/g	230	41	< 0.0626 U	< 0.059 U	< 0.061 U	< 0.0637 U	< 0.0619 U	< 0.0631 U	< 0.0637 U	1.27	1.28	0.915	< 0.0629 U	< 0.0628 U	2.07 J	0.659 J
PCB-141	52712-04-6	ng/g	230	41	2.74	2.83	6.75	3.49	6.34	4.38	14.1 J	38 J	32.9 J	12.7 J	8.91 J	2.61 J	16.1	10.4
PCB-143	68194-15-0	ng/g	230	41	< 0.063 U	< 0.0594 U	< 0.0614 U	< 0.0641 U	< 0.0623 U	< 0.0635 U	< 0.0641 U	1.22	1.11	< 0.0641 U	< 0.0633 U	< 0.0632 U	0.802 J	0.351 J
PCB-145	74472-40-5	ng/g	230	41	< 0.0787 U	< 0.0742 U	< 0.0766 U	< 0.0801 U	< 0.0777 U	< 0.0792 U	< 0.0801 U	< 0.0798 U	< 0.0776 U	< 0.08 U	< 0.079 U	< 0.0789 U	< 0.0787 U	< 0.0799 U
PCB-146	51908-16-8	ng/g	230	41	2.81	2.53	5.65	2.78	4.12	2.46	10.3	23.1	21.8	14.2	7.37	2.08	26.7 J	9.87 J
PCB-147	68194-13-8	ng/g	230	41	1.28	1.09	2.51	1.39	1.17	0.618	2.93	5.77	6.5	7.79	2.5	0.463	16.4 J	6.04 J
PCB-148	74472-41-6	ng/g	230	41	< 0.0679 U	< 0.064 U	< 0.0661 U	< 0.0691 U	< 0.0671 U	< 0.0684 U	< 0.0691 U	< 0.0689 U	0.349	0.661	< 0.0682 U	< 0.0681 U	2.02 J	0.524 J
PCB-150	68194-08-1	ng/g	230	41	< 0.0779 UJ	< 0.0734 UJ	0.177 J	< 0.0793 UJ	< 0.077 UJ	< 0.0785 U	< 0.0793 U	0.262	0.316	0.555	0.17 J	< 0.0781 U	1.45 J	0.444 J
PCB-151	52663-63-5	ng/g	230	41	3.16	2.95	7.5	4.4	5.67	3.9	11.9	31.7	28.4	18.8	11.8	3.24	40.1 J	13.8 J
PCB-152	68194-09-2	ng/g	230	41	< 0.0861 U	< 0.0812 U	0.244	< 0.0876 U	< 0.0851 U	< 0.0867 U	< 0.0876 U	0.463	0.37	0.71	0.256	< 0.0864 U	1.99 J	0.484 J

Table 12
Phase 2 Reach Floodplain Soil Analytical Results
Phase 2 Data Evaluation Summary Memorandum
Lower Neponset River
Boston and Milton, Massachusetts

					Location	24D-0001	24D-0001	24D-0002	24D-0002	24D-0003	24D-0003	24D-0004	24D-0004	24D-0005	24D-0006	24D-0006	24D-0006	24D-0008	24D-0008
					Sample Name	24D-0001-AS	24D-0001-BS	24D-0002-AS	24D-0002-BS	24D-0003-AS	24D-0003-BS	24D-0004-AS	24D-0004-BS	24D-0005-AS	24D-0006-AS	24D-0006-BS	24D-0006-CS	24D-0008-AD	24D-0008-AS
					Sample Date	6/3/2024	6/3/2024	6/3/2024	6/3/2024	6/3/2024	6/3/2024	5/29/2024	5/29/2024	5/29/2024	5/29/2024	5/29/2024	5/29/2024	6/18/2024	6/18/2024
					Sample Type	N	N	N	N	N	N	N	N	N	N	N	N	FD	N
					Depth Interval	0 - 1 ft	1 - 1.5 ft	0 - 1 ft	1 - 1.9 ft	0 - 1 ft	1 - 1.5 ft	0 - 1 ft	1 - 1.4 ft	0 - 0.8 ft	0 - 1 ft	1 - 2 ft	2 - 2.4 ft	0 - 1 ft	0 - 1 ft
Analyte	CAS Number	Units	Human Health PAL	Ecological PAL															
PCB-153	35065-27-1	ng/g	230	41	14	13.7	30.5	15.6	25.7	17.1	65.3 J	152 J	141 J	66.7 J	38.2 J	11.1 J	95.2 J	49.3 J
PCB-154	60145-22-4	ng/g	230	41	0.605	0.547	1.07	0.606	0.501	0.211	1.37 J	2.58 J	3 J	3.86 J	1.32 J	< 0.0499 UJ	9.24 J	2.68 J
PCB-155	33979-03-2	ng/g	230	41	< 0.0419 UJ	< 0.0395 UJ	< 0.0408 UJ	< 0.0426 UJ	< 0.0414 UJ	< 0.0422 UJ	< 0.0426 U	< 0.0425 U	< 0.0413 U	< 0.0426 U	< 0.042 U	< 0.042 U	< 0.0419 U	< 0.0425 U
PCB-156	38380-08-4	ng/g	120	41	2.44	2.29	5.44	2.77	5.63	2.74	10.6	27.6	28.5	9.78	6.14	1.6	10.8	7.08
PCB-157	69782-90-7	ng/g	120	41	0.946 J+	0.843 J+	1.79 J+	1.07 J+	1.53 J+	0.761 J+	2.84 J+	7.18 J+	7.57 J+	3.14 J+	1.65 J+	< 0.0583 U	3.77 J+	2.36 J+
PCB-158/160	PCB-158/160	ng/g	230	41	2.2	2.12	5.17	2.77	4.22	2.64	9.42	23.6	21.6	9.66	6.33	1.86	11	7.5
PCB-159	39635-35-3	ng/g	230	41	< 0.0691 U	< 0.0651 U	< 0.0673 U	< 0.0703 U	< 0.0683 U	< 0.0696 UJ	0.508 J	1.33 J	1.22 J	0.903 J	< 0.0693 UJ	< 0.0693 UJ	1.43 J	< 0.0702 UJ
PCB-161	74472-43-8	ng/g	230	41	< 0.0652 U	< 0.0614 U	< 0.0635 U	< 0.0663 U	< 0.0644 U	< 0.0656 U	< 0.0663 U	< 0.0661 U	< 0.0642 U	< 0.0663 U	< 0.0654 U	< 0.0654 U	< 0.0652 UJ	8.94 J
PCB-162	39635-34-2	ng/g	230	41	< 0.0667 UJ	< 0.0629 UJ	< 0.065 UJ	< 0.0679 UJ	< 0.0659 UJ	< 0.0672 U	0.579	1.16	1.29	0.63	< 0.067 U	< 0.0669 U	< 0.0667 U	< 0.0678 U
PCB-165	74472-46-1	ng/g	230	41	< 0.0934 U	< 0.088 U	< 0.0909 U	< 0.095 U	< 0.0922 U	< 0.094 U	< 0.095 U	< 0.0947 U	< 0.092 U	< 0.0949 U	< 0.0937 U	< 0.0936 U	0.917 J	< 0.0948 UJ
PCB-166	41411-63-6	ng/g	230	41	< 0.0836 UJ	< 0.0788 UJ	< 0.0814 UJ	< 0.085 UJ	< 0.0826 UJ	< 0.0842 U	0.466	1.39	1.52	< 0.085 U	< 0.0839 U	< 0.0838 U	< 0.0835 U	< 0.0849 U
PCB-167	52663-72-6	ng/g	120	41	0.751	1.04	2.13	1.21	1.95	1.04	4.23 J	9.76 J	10.3 J	4.12 J	2.01 J	< 0.0573 UJ	4.68 J	2.62 J
PCB-169	32774-16-6	ng/g	0.12	41	< 0.0505 UJ	< 0.0476 UJ	< 0.0492 UJ	< 0.0514 UJ	< 0.0499 UJ	< 0.0509 UJ	< 0.0514 U	< 0.0512 U	< 0.0498 U	< 0.0513 U	< 0.0507 U	< 0.0506 U	< 0.0505 U	< 0.0513 U
PCB-170/190	PCB-170/190	ng/g	230	41	3.95	3.53	8.78	4.36	6.85	4.81	16.8 J	39.7 J	45 J	21.4 J	11.7 J	3.55 J	31.6 J	14 J
PCB-171	52663-71-5	ng/g	230	41	0.94	0.933	2.3	1.19	1.75	1.11	4.06 J	9.35 J	9.17 J	5.16 J	3.03 J	1.07 J	8.3 J	3.7 J
PCB-172/192	PCB-172/192	ng/g	230	41	0.517	0.638	1.41	0.74	0.993	0.545	2.09 J	4.73 J	5.03 J	2.79 J	1.49 J	< 0.145 UJ	4.84 J	2.04 J
PCB-173	68194-16-1	ng/g	230	41	< 0.0883 UJ	< 0.0832 UJ	< 0.086 UJ	< 0.0898 UJ	< 0.0872 UJ	< 0.0889 U	< 0.0898 U	0.732	0.858	0.38	< 0.0886 U	< 0.0885 U	< 0.0882 U	< 0.0896 U
PCB-174	38411-25-5	ng/g	230	41	2.92	2.99	7.16	3.92	5.94	4.32	14 J	34.2 J	34.9 J	16.5 J	9.93 J	3.26 J	28.4 J	11.6 J
PCB-175	40186-70-7	ng/g	230	41	< 0.063 U	< 0.0594 U	0.389	< 0.0641 U	< 0.0623 U	< 0.0635 U	0.383 J	1.06 J	0.943 J	0.664 J	0.366 J	< 0.0632 UJ	1.17 J	0.526 J
PCB-176	52663-65-7	ng/g	230	41	0.452	0.334	0.815	0.601	0.606	0.481	1.26 J	3.26 J	2.85 J	1.87 J	1.16 J	0.398 J	3.84 J	1.54 J
PCB-177	52663-70-4	ng/g	230	41	2.15	1.95	4.55	2.45	3.54	2.46	8.43 J	19.3 J	20.5 J	11.3 J	6.19 J	1.89 J	20 J	8.03 J
PCB-178	52663-67-9	ng/g	230	41	0.869	0.816	1.81	1.06	1.48	0.746	2.95 J	6.83 J	7.53 J	4.98 J	2.36 J	0.518 J	9.44 J	3.42 J
PCB-179	52663-64-6	ng/g	230	41	1.22	1.22	2.78	1.67	2.09	1.57	4.53 J	11.8 J	11.1 J	6.92 J	3.79 J	1.17 J	14 J	4.74 J
PCB-180	35065-29-3	ng/g	230	41	6.95	6.65	16.8	9.67	12.6	8.97	28.9 J	69.4 J	70.3 J	35.3 J	20.8 J	6.72 J	58.3 J	24.2 J
PCB-181	74472-47-2	ng/g	230	41	< 0.0928 U	< 0.0874 U	< 0.0903 U	< 0.0944 U	< 0.0916 U	< 0.0934 U	< 0.0944 U	< 0.0941 U	< 0.0914 U	< 0.0943 U	< 0.0931 U	< 0.093 U	< 0.0927 U	< 0.0942 U
PCB-182/187	PCB-182/187	ng/g	230	41	3.78	3.83	8.49	4.93	6.45	4.8	16 J	38.3 J	37.7 J	22.7 J	12.3 J	3.72 J	42.8 J	16.1 J
PCB-183	52663-69-1	ng/g	230	41	1.53	1.62	4	2.32	2.59	1.87	6.63 J	15.3 J	13.6 J	8.26 J	5 J	1.58 J	14.3 J	6.26 J
PCB-184	74472-48-3	ng/g	230	41	< 0.0487 U	< 0.0459 U	< 0.0475 U	< 0.0496 U	< 0.0481 U	< 0.0491 U	< 0.0496 U	< 0.0495 U	< 0.048 U	< 0.0496 U	< 0.0489 U	< 0.0489 U	< 0.0487 U	< 0.0495 U
PCB-185	52712-05-7	ng/g	230	41	< 0.0714 U	0.377	0.882	0.479	0.727	0.541	1.65 J	4.21 J	4.24 J	1.85 J	1.15 J	< 0.0717 UJ	2.97 J	1.43 J
PCB-186	74472-49-4	ng/g	230	41	< 0.0732 U	< 0.069 U	< 0.0713 U	< 0.0745 U	< 0.0723 U	< 0.0737 U	< 0.0745 U	< 0.0743 U	< 0.0721 U	< 0.0744 U	< 0.0735 U	< 0.0734 U	< 0.0732 U	< 0.0743 U
PCB-188	74487-85-7	ng/g	230	41	< 0.0532 U	< 0.0502 U	< 0.0518 U	< 0.0542 U	< 0.0526 U	< 0.0536 U	< 0.0542 U	< 0.054 U	< 0.0525 U	< 0.0541 U	< 0.0534 U	< 0.0534 U	0.266	< 0.0541 U
PCB-189	39635-31-9	ng/g	130	41	< 0.0548 UJ	< 0.0517 UJ	0.542 J	< 0.0558 UJ	0.467 J	0.254 J	0.714 J	1.67 J	1.93 J	1 J	0.58 J	< 0.055 UJ	1.47 J	0.813 J
PCB-191	74472-50-7	ng/g	230	41	< 0.136 UJ	< 0.128 UJ	0.339 J	< 0.138 UJ	0.366 J	< 0.137 UJ	0.453 J	1.18 J	1.14 J	0.664 J	0.298 J	< 0.136 UJ	1.04 J	0.616 J
PCB-193	69782-91-8	ng/g	230	41	0.491 J	0.467 J	0.92 J	0.498 J	0.978 J	0.336 J	1.51 J	3.64 J	3.78 J	2.1 J	1.01 J	< 0.183 UJ	3.54 J	1.57 J
PCB-194	35694-08-7	ng/g	230	41	3.58 J	3.77 J	7.61 J	4.63 J	5.03 J	4.97 J	12.3 J	24.5 J	26.5 J	16.4 J	10.1 J	931 J	504 J	11.5 J
PCB-195	52663-78-2	ng/g	230	41	1.54 J	< 0.14 UJ	2.62 J	1.72 J	2.25 J	< 0.15 UJ	3.44 J	7.97 J	9.26 J	4.93 J	2.67 J	< 0.149 UJ	7.42 J	3.13 J
PCB-196/203	PCB-196/203	ng/g	230	41	5.61	4.08	8.07	6.29	6.09	3.17 J	9.85 J	22.2 J	23.6 J	13.3 J	6.84 J	3.56 J	22.3 J	9.08 J
PCB-197	33091-17-7	ng/g	230	41	< 0.0583 U	< 0.055 U	< 0.0568 U	< 0.0594 U	< 0.0576 U	< 0.0587 UJ	< 0.0594 UJ	0.549 J	0.853 J	0.39 J	< 0.0585 UJ	< 0.0585 UJ	0.794 J	< 0.0592 UJ
PCB-198	68194-17-2	ng/g	230	41	< 0.099 UJ	< 0.0933 UJ	< 0.0964 UJ	< 0.101 UJ	< 0.0978 UJ	< 0.0997 UJ	< 0.101 U	1.17	1.28	0.756	< 0.0994 U	< 0.0993 U	1.19 J	< 0.101 UJ
PCB-199	52663-75-9	ng/g	230	41	4.26 J	3.11 J	7.21 J	6.47 J	5.42 J	3.01 J	8.06 J	19.2 J	20.9 J	11.8 J	6.08 J	1.96 J	18.9 J	8.09 J
PCB-200	52663-73-7	ng/g	230	41	< 0.0846 U	< 0.0797 U	< 0.0823 U	< 0.086 U	0.413	< 0.0852 U	1.29 J	2.11 J	2.25 J	1.56 J	0.676 J	< 0.0848 UJ	2.42 J	1.26 J
PCB-201	40186-71-8	ng/g	230	41	< 0.0507 U	< 0.0478 U	0.623	0.514	0.425	< 0.0511 U	0.807 J	1.72 J	1.73 J	1.33 J	0.734 J	< 0.0508 UJ	2.43 J	0.899 J
PCB-202	2136-99-4	ng/g	230	41	< 0.0634 U	0.422	0.876	0.927	0.843	< 0.0639 UJ	1.44 J	2.86 J	3.45 J	2.04 J	1.12 J	< 0.0636 UJ	1.49	1.65
PCB-204	74472-52-9	ng/g	230	41	< 0.0981 U	< 0.0924 U	< 0.0955 U	< 0.0998 U	< 0.0969 U	< 0.0988 U	< 0.0998 U	< 0.0995 U	< 0.0966 U	< 0.0997 U	< 0.0984 U	< 0.0983 U	< 0.098 U	< 0.0996 U
PCB-205	74472-53-0	ng/g	230	41	< 0.0542 UJ	< 0.0511 UJ	< 0.0528 UJ	< 0.0552 UJ	< 0.0536 UJ	< 0.0546 UJ	< 0.0552 UJ	1.09 J	1.52 J	1.01 J	< 0.0544 UJ	< 0.0544 UJ	< 0.0542 U	< 0.0551 U
PCB-206	40186-72-9	ng/g	230	41	2 J	1.61 J	2.82 J	9.64 J	2.18 J	2.8 J	4.3 J	7.91 J	9.85 J	6.32 J	2.77 J	1.14 J	10.2 J	4.91 J
PCB-207	52663-79-3	ng/g	230	41	< 0.0687 UJ	< 0.0648 UJ	< 0.0669 UJ	0.668 J	< 0.0679 UJ	< 0.0692 UJ	0.37 J	0.79 J	0.889 J	0.598 J	0.324 J	< 0.0689 UJ	0.99 J	< 0.0698 UJ
PCB-208	52663-77-1	ng/g	230	41	0.612 J	0.519 J	0.774 J	3.83 J	0.543 J	0.937 J	1.1 J	1.91 J	2.16 J	1.58 J	0.74 J	< 0.0689 UJ	2.98 J	1.47 J
PCB-209	2051-24-3	ng/g	230	41	1.32 J	1.16 J	1.46 J	11.1 J	0.981 J	2.55 J	2.21 J	2.47 J	3.25 J	2.58 J	1.08 J	0.487 J	5.28 J	2.28 J
Total Decachlorobiphenyls	RA_Total_DECPCB	ng/g	230	41	1.32	1.16	1.46	11.1	0.981	2.55	2.21	2.47	3.25	2.58	1.08	0.487	5.28	2.28
Total Dichlorobiphenyls	RA_Total_DIPCB	ng/g	230	41	127.49	82.721	279.1	762.71	35.285	13.032	96.59	140.172	245.84	655.34	487.41	226.79	1431.86	941.31
Total Heptachlorobiphenyls	RA_Total_HEPPCB	ng/g	230	41	25.769	25.355	61.967	33.888	47.427	32.813	110.36	264.662	270.571	143.838	81.154	23.876	246.276	100.585
Total Hexachlorobiphenyls	RA_Total_HEXPCB	ng/g	230	41	86.641	85.133	194.971	101.441	164.403	106.586	382.735	946.735	867.305	430.973	266.452	73.98	650.379	331.858
Total Monochlorobiphenyls	RA_Total_MONPCB	ng/g	230	41	27.82	15.49	41.846	88.64	3.51	0.262	8.07	4.7	22.95	125.45	15.728	14.91	267.35	211.28
Total Nonachlorobiphenyls	RA_Total_NONPCB	ng/g	230	41	2.612	2.129	3.594	14.138	2.723	3.737	5.77	10.61	12.899	8.498	3.834	1.14	14.17	6.38
Total Octachlorobiphenyls	RA_Total_OCTPCB	ng/g	230	41	14.99	11.382	27.009	20.551	20.471	11.15	37.187	83.369	91.343	53.516	28.22	936.52	560.944	35.609
Total Pentachlorobiphenyls	RA_Total_PENPCB	ng/g	230	41	158.782	156.909	427.069	311.298	631.62	539.565	1316.31	4835.05	3149.26	1047.47	1229.04	368.01	1626.66	662.603
Total Tetrachlorobiphenyls	RA_Total_TETPCB	ng/g	230	41	245.902	205.763	815.863	904.945	1060.1	1095.96	2655.81	10344.7	5088.45	2613.42	4280.12	1051.88	4438.06	1894.19
Total Trichlorobiphenyls	RA_Total_TRICPB	ng/g	230	41	124.569	93.265	432.629	1081.56	215.86	214.38	509.56	1901.68	1490.38	2165.12	3729.09	943.78	2812.53	1980.25
Total PCB Congeners	RA_Tot_PCB_Cong	ng/g	120	41	815.895	679.307	2285.51	3330.28	2182.38	2020.04	5124.6	18534.1	11242.2	7246.21	10122.1	3641.37	12053.5	6166.35
Total PCB TEQ (Bird)	RA-TEQ-B-PCB	ng/g			0.17383841	0.17188232	0.68201022	0.5500986	1.24461337	0.89038934	2.74169514	9.1631013	6.0440733	1.2106407	1.787853	0.4644847	1.7225093	0.87453043
Total PCB TEQ (Fish)	RA-TEQ-F-PCB	ng/g			0.000503635	0.000501835	0.00212481	0.00164385	0.007387385	0.002905825	0.01583247	0.05044305	0.038301	0.00385275	0.0052776	0.0011816	0.01610515	0.002719115
Total PCB TEQ (Mammal)	RA-TEQ-M-PCB	ng/g			0.00129681	0.00130601	0.00421786	0.0030818	0.08026131	0.00552495	0.16891182	0.5036883	0.433318	0.0081455	0.0089086	0.0024646	0.2372469	0.00531969
TAL Metals and Mercury																		
Aluminum	7429-90-5	mg/kg	7700		2000 J-	1700 J-	3100 J-	2800 J-	3600 J-	2900 J-	3900 J-	1700 J-	5100 J-	6900 J-	4400 J-	3500 J-	5100 J-	5300 J-
Calcium	7440-70-2	mg/kg			1300	550 J	970	1500	850	600	1400	510 J	1900	3000	1200	850	3100	3400
Iron	7439-89-6	mg/kg	5500		2300	1500	8700	7200	7100	3800	6000 EB	2100 EB	10000 EB	12000 EB	7400 EB	7200 EB	8700	9100
Magnesium	7439-95-4	mg/kg			520 J-	420 J-	1100 J-	1300 J-	1300 J-	870 J-	1400 J-	430 J-	1500 J-	1800 J-	1300 J-	1600 J-	1600 J-	1700 J-
Potassium	7440-09-7	mg/kg			< 530 UJ	< 590 UJ	110 J-	140 J-	140 J-	84 J-	160 J-	< 520 UJ	170 J-	310 J-	160 J-	170 J-	210 J-	250 J-
Sodium	7440-23-5	mg/kg			260 J	220 J	190 J	92 J	85 J	< 510 U	< 710 U	< 520 U	< 770 U	200 J	< 640 U	< 440 U	350 J	360 J
Antimony	7440-36-0	mg/kg	3.1	0.27	< 1.0 U	< 1.0 U	< 1.1 U	< 0.89 U	< 1.0 U	< 0.97 U	< 1.4 U	< 1.1 U	< 1.5 U	< 2.2 U	< 0.95 U	< 0.94 U	< 2.0 U	< 2.2 U
Arsenic	7440-38-2	mg/kg	0.68	18	1.2 J	0.56 J	5.1 J	1.7 J	2.3 J	1.9 J	1.3	0.73	3.5 J	4.6 J	3.2 J	1.2 J	3.2	3.9
Barium	7440-39-3	mg/kg	1500	110	20 J+	17 J+	34 J+	13 J+	26 J+	21 J+	49 J+	30 J+	40 J+	97 J+	47 J+	20 J+	70	80
Beryllium	7440-41-7	mg/kg	16	2.5	< 0.52 UJ	< 0.52 UJ	< 0.56 UJ	< 0.44 UJ	< 0.50 UJ	< 0.48 UJ	0.75 J-	< 0.54 UJ	< 0.72 UJ	< 1.1 UJ	< 0.47 UJ	< 0.47 UJ	< 0.99 U	< 1.1 U

Table 12
Phase 2 Reach Floodplain Soil Analytical Results
Phase 2 Data Evaluation Summary Memorandum
Lower Neponset River
Boston and Milton, Massachusetts

					Location	24D-0001	24D-0001	24D-0002	24D-0002	24D-0003	24D-0003	24D-0004	24D-0004	24D-0005	24D-0006	24D-0006	24D-0006	24D-0008	24D-0008
					Sample Name	24D-0001-AS	24D-0001-BS	24D-0002-AS	24D-0002-BS	24D-0003-AS	24D-0003-BS	24D-0004-AS	24D-0004-BS	24D-0005-AS	24D-0006-AS	24D-0006-BS	24D-0006-CS	24D-0008-AD	24D-0008-AS
					Sample Date	6/3/2024	6/3/2024	6/3/2024	6/3/2024	6/3/2024	6/3/2024	5/29/2024	5/29/2024	5/29/2024	5/29/2024	5/29/2024	5/29/2024	6/18/2024	6/18/2024
					Sample Type	N	N	N	N	N	N	N	N	N	N	N	N	FD	N
					Depth Interval	0 - 1 ft	1 - 1.5 ft	0 - 1 ft	1 - 1.9 ft	0 - 1 ft	1 - 1.5 ft	0 - 1 ft	1 - 1.4 ft	0 - 0.8 ft	0 - 1 ft	1 - 2 ft	2 - 2.4 ft	0 - 1 ft	0 - 1 ft
Analyte	CAS Number	Units	Human Health PAL	Ecological PAL															
Cadmium	7440-43-9	mg/kg	0.71	0.36	0.29 J-	0.18 J-	0.20 J-	0.089 J-	0.085 J-	0.087 J-	0.20 J-	0.13 J-	0.23 J-	0.92 J-	0.28 J-	< 0.47 UJ	0.67 J	0.86 J
Chromium, Total	7440-47-3	mg/kg	0.95	23	16 JEB	7.9 JEB	26 JEB	11 JEB	17 JEB	18 JEB	30 JEB	12 JEB	38 JEB	70 JEB	30 JEB	9.7 JEB	35 JEB	35 JEB
Cobalt	7440-48-4	mg/kg	2.3	13	1.3 J+	0.66 J+	3.2 J+	2.6 J+	4.6 J+	4.8 J+	4.3 J+	1.9 J+	4.1 J+	5.2 J+	2.8 J+	2.9 J+	3.4	3.9
Copper	7440-50-8	mg/kg	310	28	32 J	22 J	48 J	32 J	38 J	34 J	40 J-	17 J-	50 J-	110 J-	58 J-	20 J-	54	52
Lead	7439-92-1	mg/kg	200	11	40 J+	14 J+	85 J+	70 J+	44 J+	34 J+	77 J+	32 J+	100 J+	190 J+	100 J+	28 J+	120 EB	140 EB
Manganese	7439-96-5	mg/kg	180	220	39 JEB	27 JEB	140 JEB	88 JEB	600 JEB	220 JEB	130 JEB	72 JEB	340 JEB	640 JEB	290 JEB	110 JEB	190 JEB	180 JEB
Nickel	7440-02-0	mg/kg	140	38	3.4 J	2.1 J	8.1 J	6.4 J	6.3 J	8.2 J	8.9	3.3	10	13	6.2	4.1	8.6	9.3
Selenium	7782-49-2	mg/kg	39	0.52	< 2.6 U	0.64 J	0.68 J	< 2.2 U	0.40 J	< 2.4 U	0.49 J	< 2.7 U	1.0 J	< 5.6 U	0.46 J	< 2.4 U	< 4.9 U	< 5.6 U
Silver	7440-22-4	mg/kg	39	4.2	0.13 J	0.083 J	0.16 J	0.10 J	0.12 J	0.082 J	0.24 J	0.11 J	0.24 J	0.57 J	0.23 J	0.071 J	0.30 J-	0.40 J-
Thallium	7440-28-0	mg/kg	0.078	0.05	0.036 J	< 0.52 U	< 0.56 U	< 0.44 U	0.040 J	0.034 J	0.048 J	< 0.54 U	0.051 J	0.078 J	0.033 J	< 0.47 U	< 0.99 U	< 1.1 U
Vanadium	7440-62-2	mg/kg	39	7.8	11	5.6	18	18	21	15	17	7.5	31	32	18	11	17	18
Zinc	7440-66-6	mg/kg	2300	46	37 JEB	21 JEB	71 JEB	39 JEB	36 JEB	32 JEB	70 EB	27 EB	80 EB	180 EB	77 EB	28 EB	140 EB	160 EB
Mercury	7439-97-6	mg/kg	2.3	0.013	0.20 J-	< 0.12 UJ	0.33 J-	< 0.10 UJ	0.17 J-	0.20 J-	0.43 J-	0.22 J-	0.48 J-	0.78 J-	0.23 J-	< 0.11 UJ	0.55	0.39
TCL VOCs																		
1,1,1-Trichloroethane (TCA)	71-55-6	ug/kg	810000	40	< 6.0 U	< 6.3 U	< 6.8 U	< 5.8 U	< 5.3 U	< 6.0 U	< 8.5 UJ	< 5.7 UJ	< 7.2 UJ	< 12 UJ	< 5.5 UJ	< 5.0 UJ	< 11 U	< 14 U
1,1,2,2-TETRACHLOROETHANE	79-34-5	ug/kg	600	127	< 6.0 U	< 6.3 U	< 6.8 U	< 5.8 U	< 5.3 U	< 6.0 U	< 8.5 U	< 5.7 U	< 7.2 U	< 12 U	< 5.5 U	< 5.0 U	< 11 U	< 14 U
1,1,2-TRICHLORO-1,2,2-TRIFLUOROETHANE	76-13-1	ug/kg	670000		< 6.0 U	< 6.3 U	< 6.8 U	< 5.8 U	< 5.3 U	< 6.0 U	< 8.5 UJ	< 5.7 UJ	< 7.2 UJ	< 12 UJ	< 5.5 UJ	< 5.0 UJ	< 11 U	< 14 U
1,1,2-Trichloroethane	79-00-5	ug/kg	150	320	< 6.0 U	< 6.3 U	< 6.8 U	< 5.8 U	< 5.3 U	< 6.0 U	< 8.5 U	< 5.7 U	< 7.2 U	< 12 U	< 5.5 U	< 5.0 U	< 11 U	< 14 U
1,1-Dichloroethane	75-34-3	ug/kg	3600	140	< 6.0 U	< 6.3 U	< 6.8 U	< 5.8 U	< 5.3 U	< 6.0 U	< 8.5 U	< 5.7 U	< 7.2 U	< 12 U	< 5.5 U	< 5.0 U	< 11 U	< 14 U
1,1-Dichloroethene	75-35-4	ug/kg	480	40	< 6.0 U	< 6.3 U	< 6.8 U	< 5.8 U	< 5.3 U	< 6.0 U	< 8.5 U	< 5.7 U	< 7.2 U	< 12 U	< 5.5 U	< 5.0 U	< 11 U	< 14 U
1,2,3-Trichlorobenzene	87-61-6	ug/kg	6300	20000	< 6.0 U	< 6.3 U	< 6.8 U	< 5.8 U	< 5.3 U	< 6.0 U	< 8.5 U	< 5.7 U	< 7.2 U	< 12 U	< 5.5 UJ	< 5.0 U	< 1000 U	< 1100 U
1,2,3-TRICHLOROPROPANE	96-18-4	ug/kg	5.1		< 6.0 U	< 6.3 U	< 6.8 U	< 5.8 U	< 5.3 U	< 6.0 U	< 8.5 U	< 5.7 U	< 7.2 U	< 12 U	< 5.5 U	< 5.0 U	< 11 U	< 14 U
1,2,4-TRICHLOROBENZENE	120-82-1	ug/kg	5800	270	< 6.0 U	< 6.3 U	< 6.8 U	< 5.8 U	< 5.3 U	< 6.0 U	< 8.5 U	< 5.7 U	< 7.2 U	< 12 U	< 5.5 UJ	< 5.0 U	< 1000 U	< 1100 U
1,2,4-Trimethylbenzene	95-63-6	ug/kg	30000	90	< 6.0 U	< 6.3 U	< 6.8 U	< 5.8 U	< 5.3 U	< 6.0 U	< 8.5 U	< 5.7 U	< 7.2 U	< 12 U	< 5.5 U	< 5.0 U	< 1000 U	< 1100 U
1,2-Dibromo-3-Chloropropane	96-12-8	ug/kg	5.3		< 6.0 U	< 6.3 U	< 6.8 U	< 5.8 U	< 5.3 U	< 6.0 U	< 8.5 U	< 5.7 U	< 7.2 U	< 12 U	< 5.5 U	< 5.0 U	< 1000 U	< 1100 U
1,2-Dibromoethane (Ethylene Dibromide)	106-93-4	ug/kg	36		< 6.0 U	< 6.3 U	< 6.8 U	< 5.8 U	< 5.3 U	< 6.0 U	< 8.5 UJ	< 5.7 UJ	< 7.2 UJ	< 12 UJ	< 5.5 UJ	< 5.0 UJ	< 11 U	< 14 U
1,2-Dichlorobenzene	95-50-1	ug/kg	180000	90	< 6.0 U	< 6.3 U	< 6.8 U	< 5.8 U	< 5.3 U	< 6.0 U	< 8.5 U	< 5.7 U	< 7.2 U	< 12 U	< 5.5 UJ	< 5.0 U	< 1000 U	< 1100 U
1,2-Dichloroethane	107-06-2	ug/kg	460	400	< 6.0 U	< 6.3 U	< 6.8 U	< 5.8 U	< 5.3 U	< 6.0 U	< 8.5 UJ	< 5.7 UJ	< 7.2 UJ	< 12 UJ	< 5.5 UJ	< 5.0 UJ	< 11 U	< 14 U
1,2-DICHLOROPROPANE	78-87-5	ug/kg	1600	280	< 6.0 U	< 6.3 U	< 6.8 U	< 5.8 U	< 5.3 U	< 6.0 U	< 8.5 U	< 5.7 U	< 7.2 U	< 12 U	< 5.5 U	< 5.0 U	< 11 U	< 14 U
1,3,5-Trimethylbenzene (Mesitylene)	108-67-8	ug/kg	27000	160	< 6.0 U	< 6.3 U	< 6.8 U	< 5.8 U	< 5.3 U	< 6.0 U	< 8.5 U	< 5.7 U	< 7.2 U	< 12 U	< 5.5 U	< 5.0 U	< 1000 U	< 1100 U
1,3-DICHLOROBENZENE	541-73-1	ug/kg	2600	80	< 6.0 U	< 6.3 U	< 6.8 U	< 5.8 U	< 5.3 U	< 6.0 U	< 8.5 U	< 5.7 U	< 7.2 U	< 12 U	< 5.5 UJ	< 5.0 U	< 1000 U	< 1100 U
1,4-DICHLOROBENZENE	106-46-7	ug/kg	2600	880	< 6.0 U	< 6.3 U	< 6.8 U	< 5.8 U	< 5.3 U	< 6.0 U	< 8.5 U	< 5.7 U	< 7.2 U	< 12 U	< 5.5 UJ	< 5.0 U	< 1000 U	< 1100 U
2-HEXANONE	591-78-6	ug/kg	20000	360	< 12 U	< 13 U	< 14 U	< 12 U	< 11 U	< 12 U	< 17 U	< 11 U	< 14 U	< 24 U	< 11 U	< 10 U	< 22 U	< 27 U
ACETONE	67-64-1	ug/kg	7000000	1200	< 12 U	< 13 U	< 14 U	< 12 U	< 11 U	27 EB	< 17 U	< 11 U	< 14 U	< 24 U	12 EB	< 10 U	< 22 UJ	74 EB
Benzene	71-43-2	ug/kg	1200	120	< 6.0 U	< 6.3 U	< 6.8 U	< 5.8 U	< 5.3 U	< 6.0 U	< 8.5 U	< 5.7 U	< 7.2 U	< 12 U	< 5.5 U	< 5.0 U	< 11 U	< 14 U
BROMOCHLOROMETHANE	74-97-5	ug/kg	15000		< 6.0 U	< 6.3 U	< 6.8 U	< 5.8 U	< 5.3 U	< 6.0 U	< 8.5 U	< 5.7 U	< 7.2 U	< 12 U	< 5.5 U	< 5.0 U	< 11 U	< 14 U
BROMODICHLOROMETHANE	75-27-4	ug/kg	290		< 6.0 U	< 6.3 U	< 6.8 U	< 5.8 U	< 5.3 U	< 6.0 U	< 8.5 U	< 5.7 U	< 7.2 U	< 12 U	< 5.5 U	< 5.0 U	< 11 U	< 14 U
BROMOFORM	75-25-2	ug/kg	19000	70	< 6.0 U	< 6.3 U	< 6.8 U	< 5.8 U	< 5.3 U	< 6.0 U	< 8.5 U	< 5.7 U	< 7.2 U	< 12 U	< 5.5 U	< 5.0 U	< 1000 U	< 1100 U
BROMOMETHANE	74-83-9	ug/kg	680	2	< 6.0 U	< 6.3 U	< 6.8 U	< 5.8 U	< 5.3 U	< 6.0 U	< 8.5 U	< 5.7 U	< 7.2 U	< 12 U	< 5.5 U	< 5.0 U	< 11 U	< 14 U
CARBON DISULFIDE	75-15-0	ug/kg	77000	5	< 6.0 U	< 6.3 U	< 6.8 U	< 5.8 U	< 5.3 U	< 6.0 U	< 8.5 U	< 5.7 U	< 7.2 U	< 12 U	< 5.5 U	0.92 J	< 11 U	< 14 U
CARBON TETRACHLORIDE	56-23-5	ug/kg	650	50	< 6.0 U	< 6.3 U	< 6.8 U	< 5.8 U	< 5.3 U	< 6.0 U	< 8.5 UJ	< 5.7 UJ	< 7.2 UJ	< 12 UJ	< 5.5 UJ	< 5.0 UJ	< 11 U	< 14 U
Chlorobenzene	108-90-7	ug/kg	28000	2400	< 6.0 U	< 6.3 U	< 6.8 U	< 5.8 U	< 5.3 U	< 6.0 U	< 8.5 U	< 5.7 U	< 7.2 U	< 12 U	< 5.5 UJ	< 5.0 U	< 11 U	< 14 U
CHLOROETHANE	75-00-3	ug/kg	540000		< 6.0 U	< 6.3 U	< 6.8 U	< 5.8 U	< 5.3 U	< 6.0 U	< 8.5 U	< 5.7 U	< 7.2 U	< 12 U	< 5.5 U	< 5.0 U	< 11 U	< 14 U
Chloroform	67-66-3	ug/kg	320	50	< 6.0 U	< 6.3 U	< 6.8 U	< 5.8 U	< 5.3 U	< 6.0 U	< 8.5 U	1.4 J	3.4 J	< 12 U	< 5.5 U	< 5.0 U	< 11 U	< 14 U
CHLOROMETHANE	74-87-3	ug/kg	11000		< 6.0 U	< 6.3 U	< 6.8 U	< 5.8 U	< 5.3 U	< 6.0 U	< 8.5 U	< 5.7 U	< 7.2 U	< 12 U	< 5.5 U	< 5.0 U	< 11 U	< 14 U
CIS-1,2-DICHLOROETHYLENE	156-59-2	ug/kg	6300	40	< 6.0 U	< 6.3 U	< 6.8 U	< 5.8 U	< 5.3 U	< 6.0 U	< 8.5 U	< 5.7 U	< 7.2 U	< 12 U	< 5.5 U	< 5.0 U	< 11 U	< 14 U
cis-1,3-Dichloropropene	10061-01-5	ug/kg	1800		< 6.0 U	< 6.3 U	< 6.8 U	< 5.8 U	< 5.3 U	< 6.0 U	< 8.5 U	< 5.7 U	< 7.2 U	< 12 U	< 5.5 U	< 5.0 U	< 11 U	< 14 U
Cyclohexane	110-82-7	ug/kg	650000		< 6.0 U	< 6.3 U	< 6.8 U	< 5.8 U	< 5.3 U	< 6.0 U	< 8.5 U	< 5.7 U	< 7.2 U	< 12 U	< 5.5 U	< 5.0 U	< 11 U	< 14 U
DIBROMOCHLOROMETHANE	124-48-1	ug/kg	8300		< 6.0 U	< 6.3 U	< 6.8 U	< 5.8 U	< 5.3 U	< 6.0 U	< 8.5 U	< 5.7 U	< 7.2 U	< 12 U	< 5.5 U	< 5.0 U	< 11 U	< 14 U
Dichlorodifluoromethane	75-71-8	ug/kg	8700		< 6.0 U	< 6.3 U	< 6.8 U	< 5.8 U	< 5.3 U	< 6.0 U	< 8.5 U	< 5.7 U	< 7.2 U	< 12 U	< 5.5 U	< 5.0 U	< 11 U	< 14 U
Ethylbenzene	100-41-4	ug/kg	5800	270	< 6.0 U	< 6.3 U	< 6.8 U	< 5.8 U	< 5.3 U	< 6.0 U	< 8.5 U	< 5.7 U	< 7.2 U	< 12 U	< 5.5 U	< 5.0 U	< 11 U	< 14 U
Isopropylbenzene (Cumene)	98-82-8	ug/kg	190000	40	< 6.0 U	< 6.3 U	< 6.8 U	< 5.8 U	< 5.3 U	< 6.0 U	< 8.5 U	< 5.7 U	< 7.2 U	< 12 U	< 5.5 U	< 5.0 U	< 1000 U	< 1100 U
m,p-Xylene	179601-23-1	ug/kg	55000		< 6.0 U	< 6.3 U	< 6.8 U	< 5.8 U	< 5.3 U	< 6.0 U	< 8.5 U	< 5.7 U	< 7.2 U	< 12 U	< 5.5 U	< 5.0 U	< 11 U	< 14 U
METHYL ACETATE	79-20-9	ug/kg	7800000		< 6.0 U	< 6.3 U	< 6.8 U	< 5.8 U	< 5.3 U	< 6.0 U	< 8.5 UJ	< 5.7 UJ	< 7.2 UJ	< 12 UJ	< 5.5 UJ	< 5.0 UJ	2300	2200
Methyl Ethyl Ketone (2-Butanone)	78-93-3	ug/kg	2700000	1000	< 12 U	< 13 U	< 14 U	< 12 U	< 11 U	< 12 U	< 17 U	< 11 U	< 14 U	< 24 U	< 11 U	< 10 U	< 22 UJ	< 27 U
METHYL ISOBUTYL KETONE (4-METHYL-2-PENTANONE)	108-10-1	ug/kg	3300000		< 12 U	< 13 U	< 14 U	< 12 U	< 11 U	< 12 U	< 17 U	< 11 U	< 14 U	< 24 U	< 11 U	< 10 U	< 22 U	< 27 U
Methylcyclohexane	108-87-2	ug/kg	9800		< 6.0 U	< 6.3 U	< 6.8 U	< 5.8 U	< 5.3 U	< 6.0 U	< 8.5 U	< 5.7 U	< 7.2 U	< 12 U	< 5.5 U	< 5.0 U	< 11 U	< 14 U
Methylene Chloride	75-09-2	ug/kg	35000	210	8.8 TB	7.4 TB	8.1 TB	6.8 TB	7.4 TB	8.3 TB	< 8.5 UJ	< 5.7 UJ	< 7.2 UJ	< 12 UJ	< 5.5 UJ	< 5.0 UJ	11 JTB	24 JTB
o-Xylene (1,2-Dimethylbenzene)	95-47-6	ug/kg	64000		< 6.0 U	< 6.3 U	< 6.8 U	< 5.8 U	< 5.3 U	< 6.0 U	< 8.5 U	< 5.7 U	< 7.2 U	< 12 U	< 5.5 U	< 5.0 U	< 11 U	< 14 U
Styrene	100-42-5	ug/kg	600000	1200	< 6.0 U	< 6.3 U	< 6.8 U	< 5.8 U	< 5.3 U	< 6.0 U	< 8.5 U	< 5.7 U	< 7.2 U	< 12 U	< 5.5 U	< 5.0 U	< 11 U	< 14 U
TERT-BUTYL METHYL ETHER	1634-04-4	ug/kg	47000		< 6.0 U	< 6.3 U	< 6.8 U	< 5.8 U	< 5.3 U	< 6.0 U	< 8.5 UJ	< 5.7 UJ	< 7.2 UJ	< 12 UJ	< 5.5 UJ	< 5.0 UJ	< 11 U	< 14 U
Tetrachloroethylene (PCE)	127-18-4	ug/kg	8100	60	< 6.0 U	< 6.3 U	< 6.8 U	< 5.8 U	< 5.3 U	< 6.0 U	< 8.5 U	< 5.7 U	< 7.2 U	< 12 U	< 5.5 U	< 5.0 U	< 11 U	< 14 U
Toluene	108-88-3	ug/kg	490000	150	< 6.0 U	< 6.3 U	< 6.8 U	< 5.8 U	< 5.3 U	< 6.0 U	< 8.5 U	< 5.7 U	< 7.2 U	< 12 U	< 5.5 U	< 5.0 U	< 11 U	< 14 U
Trans-1,2-Dichloroethylene	156-60-5	ug/kg	7000	40	< 6.0 U	< 6.3 U	< 6.8 U	< 5.8 U	< 5.3 U	< 6.0 U	< 8.5 U	< 5.7 U	< 7.2 U	< 12 U	< 5.5 U	< 5.0 U	< 11 U	< 14 U
Trans-1,3-Dichloropropene	10061-02-6	ug/kg	1800		< 6.0 U	< 6.3 U	< 6.8 U	< 5.8 U	< 5.3 U	< 6.0 U	< 8.5 U	< 5.7 U	< 7.2 U	< 12 U	< 5.5 U	< 5.0 U	< 11 U	< 14 U
Trichloroethylene (TCE)	79-01-6	ug/kg	410	60	< 6.0 U	< 6.3 U	< 6.8 U	< 5.8 U	< 5.3 U	< 6.0 U	< 8.5 U	< 5.7 U	< 7.2 U	< 12 U	< 5.5 U	< 5.0 U	< 11 U	< 14 U
Trichlorofluoromethane	75-69-4	ug/kg	2300000	16400	< 6.0 U	< 6.3 U	< 6.8 U	< 5.8 U	< 5.3 U	< 6.0 U	< 8.5 UJ	< 5.7 UJ	< 7.2 UJ	< 12 UJ	< 5.5 UJ	< 5.0 UJ	< 11 U	< 14 U
Vinyl Chloride	75-01-4	ug/kg	59	30	< 6.0 U	< 6.3 U	< 6.8 U	< 5.8 U	< 5.3 U	< 6.0 U	< 8.5 U	< 5.7 U	< 7.2 U	< 12 U	< 5.5 U	< 5.0 U	< 11 U	< 14 U

Table 12
Phase 2 Reach Floodplain Soil Analytical Results
Phase 2 Data Evaluation Summary Memorandum
Lower Neponset River
Boston and Milton, Massachusetts

					Location	24D-0001	24D-0001	24D-0002	24D-0002	24D-0003	24D-0003	24D-0004	24D-0004	24D-0005	24D-0006	24D-0006	24D-0006	24D-0008	24D-0008
					Sample Name	24D-0001-AS	24D-0001-BS	24D-0002-AS	24D-0002-BS	24D-0003-AS	24D-0003-BS	24D-0004-AS	24D-0004-BS	24D-0005-AS	24D-0006-AS	24D-0006-BS	24D-0006-CS	24D-0008-AD	24D-0008-AS
					Sample Date	6/3/2024	6/3/2024	6/3/2024	6/3/2024	6/3/2024	6/3/2024	5/29/2024	5/29/2024	5/29/2024	5/29/2024	5/29/2024	5/29/2024	6/18/2024	6/18/2024
					Sample Type	N	N	N	N	N	N	N	N	N	N	N	N	FD	N
					Depth Interval	0 - 1 ft	1 - 1.5 ft	0 - 1 ft	1 - 1.9 ft	0 - 1 ft	1 - 1.5 ft	0 - 1 ft	1 - 1.4 ft	0 - 0.8 ft	0 - 1 ft	1 - 2 ft	2 - 2.4 ft	0 - 1 ft	0 - 1 ft
Analyte	CAS Number	Units	Human Health PAL	Ecological PAL															
TCL SVOCs																			
1,2,4,5-TETRACHLOROBENZENE	95-94-3	ug/kg	230	180	< 220 U	< 220 U	< 220 U	< 180 U	< 190 U	< 190 U	< 300 U	< 330 U	< 270 U	< 440 U	< 230 U	< 190 U	< 390 U	< 420 U
1,4-Dioxane (P-Dioxane)	123-91-1	ug/kg	5300		< 85 U	< 87 U	< 87 U	< 72 U	< 76 U	< 76 U	< 120 U	< 130 U	< 110 U	< 170 U	< 89 U	< 75 U	< 150 U	< 170 U
1-Methylnaphthalene	90-12-0	ug/kg	18	140	4.8	< 4.3 U	83	1.3 J	2.1 J	3.9	< 5.8 U	< 6.5 U	4.8 J	3.9 J	< 4.4 U	< 3.7 U	8.6	8.1 J
2,3,4,6-TETRACHLOROPHENOL	58-90-2	ug/kg	190000	40	< 220 U	< 220 U	< 220 U	< 180 U	< 190 U	< 190 U	< 300 U	< 330 U	< 270 U	< 440 U	< 230 U	< 190 U	< 390 U	< 420 U
2,4,5-TRICHLOROPHENOL	95-95-4	ug/kg	630000	4000	< 220 U	< 220 U	< 220 U	< 180 U	< 190 U	< 190 U	< 300 U	< 330 U	< 270 U	< 440 U	< 230 U	< 190 U	< 390 U	< 420 U
2,4,6-TRICHLOROPHENOL	88-06-2	ug/kg	6300	9940	< 220 U	< 220 U	< 220 U	< 180 U	< 190 U	< 190 U	< 300 U	< 330 U	< 270 U	< 440 U	< 230 U	< 190 U	< 390 U	< 420 U
2,4-DICHLOROPHENOL	120-83-2	ug/kg	19000	50	< 220 U	< 220 U	< 220 U	< 180 U	< 190 U	< 190 U	< 300 U	< 330 U	< 270 U	< 440 U	< 230 U	< 190 U	< 390 U	< 420 U
2,4-DIMETHYLPHENOL	105-67-9	ug/kg	130000	40	< 220 UJ	< 220 UJ	< 220 UJ	< 180 UJ	< 190 UJ	< 190 UJ	< 300 UJ	< 330 U	< 270 U	< 440 U	< 230 U	< 190 U	< 390 U	< 420 U
2,4-DINITROPHENOL	51-28-5	ug/kg	13000	61	< 420 U	< 430 U	< 430 U	< 360 U	< 380 U	< 380 U	< 580 U	< 650 U	< 530 U	< 850 U	< 440 U	< 370 U	< 750 U	< 820 U
2,4-DINITROTOLUENE	121-14-2	ug/kg	1700	6000	< 220 U	< 220 U	< 220 U	< 180 U	< 190 U	< 190 U	< 300 U	< 330 U	< 270 U	< 440 U	< 230 U	< 190 U	< 390 U	< 420 U
2,6-DINITROTOLUENE	606-20-2	ug/kg	360	4000	< 220 U	< 220 U	< 220 U	< 180 U	< 190 U	< 190 U	< 300 U	< 330 U	< 270 U	< 440 U	< 230 U	< 190 U	< 390 U	< 420 U
2-CHLORONAPHTHALENE	91-58-7	ug/kg	480000		< 220 U	< 220 U	< 220 U	< 180 U	< 190 U	< 190 U	< 300 U	< 330 U	< 270 U	< 440 U	< 230 U	< 190 U	< 390 U	< 420 U
2-CHLOROPHENOL	95-57-8	ug/kg	39000	60	< 220 U	< 220 U	< 220 U	< 180 U	< 190 U	< 190 U	< 300 U	< 330 U	< 270 U	< 440 U	< 230 U	< 190 U	< 390 U	< 420 U
2-Methylnaphthalene	91-57-6	ug/kg	24000	29000	5.3	< 4.3 U	110	1.6 J	2.2 J	3.7 J	< 5.8 U	< 6.5 U	5.7	4.7 J	0.98 J	< 3.7 U	13	9.3
2-METHYLPHENOL (O-CRESOL)	95-48-7	ug/kg	320000	100	< 420 U	< 430 U	< 430 U	< 360 U	< 380 U	< 380 U	< 580 U	< 650 U	< 530 U	< 850 U	< 440 U	< 370 U	< 750 U	< 820 U
2-NITROANILINE	88-74-4	ug/kg	63000	20	< 220 U	< 220 U	< 220 U	< 180 U	< 190 U	< 190 U	< 300 U	< 330 U	< 270 U	< 440 U	< 230 U	< 190 U	< 390 U	< 420 U
2-NITROPHENOL	88-75-5	ug/kg	1900000		< 220 U	< 220 U	< 220 U	< 180 U	< 190 U	< 190 U	< 300 U	< 330 U	< 270 U	< 440 U	< 230 U	< 190 U	< 390 U	< 420 U
3,3'-DICHLOROBENZIDINE	91-94-1	ug/kg	1200	30	< 420 U	< 430 U	< 430 U	< 360 U	< 380 U	< 380 U	< 580 U	< 650 U	< 530 U	< 850 U	< 440 U	< 370 U	< 750 U	< 820 U
3-NITROANILINE	99-09-2	ug/kg	25000		< 420 U	< 430 U	< 430 U	< 360 U	< 380 U	< 380 U	< 580 U	< 650 U	< 530 U	< 850 U	< 440 U	< 370 U	< 750 U	< 820 U
4,6-DINITRO-2-METHYLPHENOL	534-52-1	ug/kg	510		< 420 U	< 430 U	< 430 U	< 360 U	< 380 U	< 380 U	< 580 U	< 650 U	< 530 U	< 850 U	< 440 U	< 370 U	< 750 U	< 820 U
4-BROMOPHENYL PHENYL ETHER	101-55-3	ug/kg			< 220 U	< 220 U	< 220 U	< 180 U	< 190 U	< 190 U	< 300 U	< 330 U	< 270 U	< 440 U	< 230 U	< 190 U	< 390 U	< 420 U
4-CHLORO-3-METHYLPHENOL	59-50-7	ug/kg	630000		< 220 U	< 220 U	< 220 U	< 180 U	< 190 U	< 190 U	< 300 U	< 330 U	< 270 U	< 440 U	< 230 U	< 190 U	< 390 U	< 420 U
4-CHLOROANILINE	106-47-8	ug/kg	2700	1000	< 420 U	< 430 U	< 430 U	< 360 U	< 380 U	< 380 U	< 580 U	< 650 U	< 530 U	< 850 U	< 440 U	< 370 U	< 750 U	< 820 U
4-CHLOROPHENYL PHENYL ETHER	7005-72-3	ug/kg			< 220 U	< 220 U	< 220 U	< 180 U	< 190 U	< 190 U	< 300 U	< 330 U	< 270 U	< 440 U	< 230 U	< 190 U	< 390 U	< 420 U
4-METHYLPHENOL (P-CRESOL)	106-44-5	ug/kg	130000	80	< 420 U	< 430 U	< 430 U	< 360 U	< 380 U	< 380 U	< 580 U	< 650 U	< 530 U	280 J	< 440 U	< 370 U	< 750 U	< 820 U
4-Nitroaniline	100-01-6	ug/kg	25000		< 420 U	< 430 U	< 430 U	< 360 U	< 380 U	< 380 U	< 580 U	< 650 U	< 530 U	< 850 U	< 440 U	< 370 U	< 750 U	< 820 U
4-NITROPHENOL	100-02-7	ug/kg	1900000	5120	< 420 U	< 430 U	< 430 U	< 360 U	< 380 U	< 380 U	< 580 U	< 650 U	< 530 U	< 850 U	< 440 U	< 370 U	< 750 U	< 820 U
Acenaphthene	83-32-9	ug/kg	360000	29000	18	1.1 J	310	6.1	10	13	2.1 J	4.2 J	17 J	15 J	2.8 J	R	29	40
ACENAPHTHYLENE	208-96-8	ug/kg	360000	29000	25	1.4 J	64	8.8	6.7	5.0	4.4 J	4.2 J	18	12	3.7 J	3.2 J	35	36
Acetophenone	98-86-2	ug/kg	780000		< 420 U	< 430 U	96 J	< 360 U	< 380 U	< 380 U	< 580 U	< 650 U	< 530 U	< 850 U	< 440 U	< 370 U	< 750 U	< 820 U
ANTHRACENE	120-12-7	ug/kg	1800000	29000	89	4.7	340	28	26	31	7.1	11	52	48	10	4.4	110	170
ATRAZINE	1912-24-9	ug/kg	2400	0.05	< 420 U	< 430 U	< 430 U	< 360 U	< 380 U	< 380 U	< 580 U	< 650 U	< 530 U	< 850 U	< 440 U	< 370 U	< 750 U	< 820 U
BENZALDEHYDE	100-52-7	ug/kg	170000		810	< 430 U	< 430 U	< 360 U	< 380 U	< 380 U	< 580 U	< 650 U	< 530 U	< 850 U	< 440 U	< 370 U	< 750 U	< 820 U
BENZO(A)ANTHRACENE	56-55-3	ug/kg	1100	1100	260	15	1200	95	82	75	28	36	190	170	32	20	390	480
BENZO(A)PYRENE	50-32-8	ug/kg	110	1100	130	16	590	56	81	74	30	39	130	140	32	18	170	230
Benzo(B)Fluoranthene	205-99-2	ug/kg	1100	1100	340	24	1500	120	110	91	46	53	310	290	49	25	530	630
Benzo(G,H,I)Perylene	191-24-2	ug/kg	180000	1100	12	10	49	6.0	33	40	23	27	16	20	22	11	19	28
Benzo(K)Fluoranthene	207-08-9	ug/kg	11000	1100	110	7.9	470	38	23	32	18	19	110	110	14	9.9	210	250
BENZYL BUTYL PHTHALATE	85-68-7	ug/kg	290000	590	< 220 U	< 220 U	< 220 U	< 180 U	< 190 U	< 190 U	< 300 U	< 330 U	< 270 U	< 440 U	< 230 U	< 190 U	< 390 U	< 420 U
BIPHENYL (DIPHENYL)	92-52-4	ug/kg	4700	200	< 220 U	< 220 U	< 220 U	< 180 U	< 190 U	< 190 U	< 300 U	< 330 U	< 270 U	< 440 U	< 230 U	< 190 U	< 390 U	< 420 U
BIS(2-CHLOROETHOXY) METHANE	111-91-1	ug/kg	19000		< 220 U	< 220 U	< 220 U	< 180 U	< 190 U	< 190 U	< 300 U	< 330 U	< 270 U	< 440 U	< 230 U	< 190 U	< 390 U	< 420 U
BIS(2-CHLOROETHYL) ETHER (2-CHLOROETHYL ETHER)	111-44-4	ug/kg	230		< 420 U	< 430 U	< 430 U	< 360 U	< 380 U	< 380 U	< 580 U	< 650 U	< 530 U	< 850 U	< 440 U	< 370 U	< 750 U	< 820 U
BIS(2-CHLOROISOPROPYL) ETHER	108-60-1	ug/kg	310000		< 420 U	< 430 U	< 430 U	< 360 U	< 380 U	< 380 U	< 580 U	< 650 U	< 530 U	< 850 U	< 440 U	< 370 U	< 750 U	< 820 U
BIS(2-ETHYLHEXYL) PHTHALATE	117-81-7	ug/kg	39000	20	< 220 U	< 220 U	170 J	81 J	< 190 U	< 190 U	< 300 U	< 330 U	75 J	< 440 U	< 230 U	< 190 U	< 390 U	< 420 U
Caprolactam	105-60-2	ug/kg	3100000		< 420 U	< 430 U	< 430 U	< 360 U	< 380 U	< 380 U	< 580 U	< 650 U	< 530 U	< 850 U	< 440 U	< 370 U	< 750 U	< 820 U
CARBAZOLE	86-74-8	ug/kg	240000	70	< 420 U	< 430 U	250 J	< 360 U	< 380 U	< 380 U	< 580 U	< 650 U	< 530 U	< 850 U	< 440 U	< 370 U	< 750 U	< 820 U
CHRYSENE	218-01-9	ug/kg	110000	1100	200	12	1500	75	60	67	32	37	210	200	31	17	300	380
DIBENZ(A,H)ANTHRACENE	53-70-3	ug/kg	110	1100	34	2.5 J	190	13	8.5	9.8	5.4 J	6.4 J	33	35	5.5	3.1 J	61	83
Dibenzofuran	132-64-9	ug/kg	7800	150	< 220 U	< 220 U	150 J	< 180 U	< 190 U	< 190 U	< 300 U	< 330 U	< 270 U	< 440 U	< 230 U	< 190 U	< 390 U	< 420 U
Diethyl Phthalate	84-66-2	ug/kg	5100000	250	< 220 U	< 220 U	< 220 U	< 180 U	< 190 U	< 190 U	< 300 U	< 330 U	< 270 U	< 440 U	< 230 U	< 190 U	< 390 U	< 420 U
DIMETHYL PHTHALATE	131-11-3	ug/kg	5100000	350	< 220 U	< 220 U	< 220 U	< 180 U	< 190 U	< 190 U	< 300 U	< 330 U	< 270 U	< 440 U	< 230 U	< 190 U	< 390 U	< 420 U
Di-N-Butyl Phthalate	84-74-2	ug/kg	630000	11	< 220 U	< 220 U	< 220 U	< 180 U	< 190 U	< 190 U	< 300 U	< 330 U	< 270 U	< 440 U	< 230 U	< 190 U	< 390 U	< 420 U
DI-N-OCTYLPHTHALATE	117-84-0	ug/kg	63000	910	< 420 U	< 430 U	< 430 U	< 360 U	< 380 U	< 380 U	< 580 U	< 650 U	< 530 U	< 850 U	< 440 U	< 370 U	< 750 U	< 820 U
FLUORANTHENE	206-44-0	ug/kg	240000	1100	650	32	3300	200	180	160	60 EB	79 EB	390	390 EB	63 EB	34 EB	920	990
FLUORENE	86-73-7	ug/kg	240000	29000	20	1.2 J	210	7.6	9.9	12	2.4 J	4.1 J	18	15	3.2 J	1.0 J	40	49
HEXACHLOROBENZENE	118-74-1	ug/kg	78	79	< 220 U	< 220 U	< 220 U	< 180 U	< 190 U	< 190 U	< 300 U	< 330 U	< 270 U	< 440 U	< 230 U	< 190 U	< 390 U	< 420 U
Hexachlorobutadiene	87-68-3	ug/kg	1200	9	< 220 U	< 220 U	< 220 U	< 180 U	< 190 U	< 190 U	< 300 U	< 330 U	< 270 U	< 440 U	< 230 U	< 190 U	< 390 U	< 420 U
HEXACHLOROCYCLOPENTADIENE	77-47-4	ug/kg	180	1	< 420 U	< 430 U	< 430 U	< 360 U	< 380 U	< 380 U	< 580 U	< 650 U	< 530 U	< 850 U	< 440 U	< 370 U	< 750 U	< 820 U
HEXACHLOROETHANE	67-72-1	ug/kg	1800	24	< 220 U	< 220 U	< 220 U	< 180 U	< 190 U	< 190 U	< 300 U	< 330 U	< 270 U	< 440 U	< 230 U	< 190 U	< 390 U	< 420 U
INDENO(1,2,3-C,D)PYRENE	193-39-5	ug/kg	1100	1100	81	8.1	440	31	28	32	19	22	96	100	19	10	120	150
ISOPHORONE	78-59-1	ug/kg	570000		< 220 U	< 220 U	< 220 U	< 180 U	< 190 U	< 190 U	< 300 U	< 330 U	< 270 U	< 440 U	< 230 U	< 190 U	< 390 U	< 420 U
Naphthalene	91-20-3	ug/kg	2000	29000	9.2 EB	< 4.3 U	100 EB	2.6 JEB	3.0 JEB	4.9 EB	1.8 JEB	1.9 JEB	9.9 EB	8.8 EB	1.3 JEB	0.86 JEB	25	13
NITROBENZENE	98-95-3	ug/kg	5100	2200	< 220 U	< 220 U	< 220 U	< 180 U	< 190 U	< 190 U	< 300 U	< 330 U	< 270 U	< 440 U	< 230 U	< 190 U	< 390 U	< 420 U
N-NITROSODI-N-PROPYLAMINE	621-64-7	ug/kg	78		< 220 U	< 220 U	< 220 U	< 180 U	< 190 U	< 190 U	< 300 U	< 330 U	< 270 U	< 440 U	< 230 U	< 190 U	< 390 U	< 420 U
N-NITROSODIPHENYLAMINE	86-30-6	ug/kg	110000	545	< 220 U	< 220 U	< 220 U	< 180 U	< 190 U	< 190 U	< 300 U	< 330 U	< 270 U	< 440 U	< 230 U	< 190 U	< 390 U	< 420 U
PENTACHLOROPHENOL	87-86-5	ug/kg	1000	2100	< 8.5 U	< 8.7 U	< 8.7 U	< 7.3 U	< 7.6 U	< 7.7 U	< 12 U	< 13 U	< 11 U	< 17 U	< 9.0 U	< 7.5 U	< 15 U	< 17 U
PHENANTHRENE	85-01-8	ug/kg	1800000	29000	320	17	2300	120	160	170	28	49	260	210	35	12	420	620
PHENOL	108-95-2	ug/kg	1900000	790	81 J	< 430 U	< 430 U	< 360 U	< 380 U	< 380 U	< 580 U	< 650 U	< 530 U	< 850 U	< 440 U	< 370 U	< 750 U	< 820 U
PYRENE	129-00-0	ug/kg	180000	1100	410	27	2400	140	180	170	50	73	340	300	55	29	420	630

Table 12
Phase 2 Reach Floodplain Soil Analytical Results
Phase 2 Data Evaluation Summary Memorandum
Lower Neponset River
Boston and Milton, Massachusetts

Analyte	CAS Number	Units	24D-0008 24D-0008-BS 6/18/2024 N 1 - 2 ft	24D-0008 24D-0008-CS 6/18/2024 N 2 - 2.3 ft	24D-0009 24D-0009-AD 6/18/2024 FD 0 - 1 ft	24D-0009 24D-0009-AS 6/18/2024 N 0 - 1 ft	24D-0009 24D-0009-BS 6/18/2024 N 1 - 2 ft	24D-0009 24D-0009-CS 6/18/2024 N 2 - 3 ft	24D-0010 24D-0010-AS 6/18/2024 N 0 - 1 ft	24D-0010 24D-0010-BS 6/18/2024 N 1 - 2 ft	24D-0010 24D-0010-CS 6/18/2024 N 2 - 3 ft	24D-0011 24D-0011-AS 6/18/2024 N 0 - 1 ft	24D-0011 24D-0011-BS 6/18/2024 N 1 - 2 ft	24D-0011 24D-0011-CS 6/18/2024 N 2 - 3 ft	24D-0012 24D-0012-AS 6/17/2024 N 0 - 1 ft	24D-0012 24D-0012-BS 6/17/2024 N 1 - 2 ft	24D-0012 24D-0012-CS 6/17/2024 N 2 - 2.5 ft	24D-0013 24D-0013-AS 6/17/2024 N 0 - 1 ft
PCDD/F																		
1,2,3,4,6,7,8-HpCDD	35822-46-9	pg/g	725 JEB	576 JEB	1390 JEB	1300 JEB	1290 JEB	283 JEB	1370 EB	895 EB	424 EB	1570 EB	1800 EB	573 EB	2310	1270	4400	747
1,2,3,4,6,7,8-HpCDF	67562-39-4	pg/g	332 EB	379 EB	857 EB	846 EB	408 EB	75.1 EB	1190 EB	549 EB	259 EB	841 EB	704 EB	585 EB	1440	455	880	343
1,2,3,4,7,8,9-HpCDF	55673-89-7	pg/g	11.6	11	29.6	27.3	17.3	6.17 JN	36.2	19	8.22	24.9	32.2	14	40	21	70.6	17
1,2,3,4,7,8-HxCDD	39227-28-6	pg/g	6.69 J	6.05 J	15.1 J	14.9 J	9.87 J	1.82 JN	16.7	11.3	4.98	13.8	11.3	3.22	17.2 JN	8.4	60.2	6.19
1,2,3,4,7,8-HxCDF	70648-26-9	pg/g	20.9	30.6	53	53.2	24.5	6.46	93.4 J	36.8 J	18.8 J	50 J	52.8 J	15.6 J	95.6 J	34.4 J	55 J	43.1 J
1,2,3,6,7,8-HxCDD	57653-85-7	pg/g	34.9 J	33.4 J	69.1 J	69.3 J	52.7 J	13.3 J	67.3	44.8	30.9	81.6	84.4	25.5	131	54.1	177	39.7
1,2,3,6,7,8-HxCDF	57117-44-9	pg/g	11.7 J	13.5 J	31.8 J	31.3 J	13.9 J	2.78 J	48.8	22.4	9.37	25.4	24.3	7.49	47.4	16.5	22.9	17
1,2,3,7,8,9-HxCDD	19408-74-3	pg/g	20.1 J	17.5 J	42.2 J	40.8 J	24.9 J	4.31 J	42.9	26.9	15.9	42.6	34.5	9.09	48.3	22.7	54.9	17
1,2,3,7,8,9-HxCDF	72918-21-9	pg/g	< 0.379 U	< 0.267 U	< 0.267 U	< 0.293 U	< 0.178 U	< 1.47 U	< 1.15 U	< 0.766 U	< 0.52 U	< 0.96 U	< 0.53 U	< 0.608 U	< 5.39 UJ	< 1.17 U	< 1.6 U	< 0.972 U
1,2,3,7,8-PeCDD	40321-76-4	pg/g	3.17 J	2.47 JN	6.77 J	7.03 J	4.7 J	< 1 UJ	7.22 J	5.07 J	2.83 J	7.19 J	4.47 J	1.65 J	8.9 JN	4.31 JN	59.4 J	2.86 JN
1,2,3,7,8-PeCDF	57117-41-6	pg/g	3.78 J	3.71 J	6.27 J	7.39 J	5.74 J	2.16 J	9.13	4.83	3	8.56	8.81	2.16 J	11.8	6.87	9.6	11.2
2,3,4,6,7,8-HxCDF	60851-34-5	pg/g	13.4	12	30.2	29.9	16.3	4.03	37.4	22.6	9.33	28.4	28.2	9.76	59.1	19.2	31.9	18.8
2,3,4,7,8-PeCDF	57117-31-4	pg/g	19.2 J+	16.4 J+	24.7 J+	26.8 J+	25.8 J+	6.69 JN	30.8 J	20.7 J	15.2 J	39.8 J	58.2 J	16.8 J	68.1 J+	43 J+	74.7 J+	72.8 J+
2,3,7,8-TCDD	1746-01-6	pg/g	0.865 JN	1.07 J	1.7 JN	1.83 J	1.39 J	0.698 JN	1.59 J	1.3 J	0.681 JN	1.81 JN	2.5 J	1.08 J	3.93 JN	1.51 JN	7.49 J	1.12 JN
2,3,7,8-TCDF	51207-31-9	pg/g	8.17 J	7.85 J	11.9 J	13.7 J	14.2 J	3.19 J	11.1	8.76	5.64	18.3	21.4	6.36	27.4 J	17.2 J	34.3 J	18 J
OCDD	3268-87-9	pg/g	4330 JEB	4210 JEB	9370 JEB	8630 JEB	9070 JEB	2650 JEB	8630 EB	5740 EB	2500 EB	11100 JEB	14900 JEB	5520 EB	14900 J	13500 J	61700 J	6810
OCDF	39001-02-0	pg/g	333 J	326 J	973 J	910 J	492 J	132 J	1170	612	248	879	914	477	1490	790	2270	442
Total HpCDD	RA_Total_HpCDD	pg/g	1289	997	2470	2350	6020	526	2410	1604	746	2900	3210	1077	4110	2410	9460	1365
Total HpCDF	RA_Total_HpCDF	pg/g	651.62	674.34	1623.6	1604.9	921.26	217.27	1986.9	1023.5	478.16	1653.4	1595.2	1154.22	2893.9	1118.4	3321.1	770.02
Total HxCDD	RA_Total_HxCDD	pg/g	231.65	223.84	459.92	462.95	561.37	69.65	477.66	305.2	196.08	521.21	506.27	144.31	771.25	310.48	809.41	218.7
Total HxCDF	RA_Total_HxCDF	pg/g	281.206	282.05	668.073	658.397	354.359	91.74	864.3	463.291	203.129	639.509	628.95	307.751	1221.3	400.71	879.43	338.46
Total PeCDD	RA_Total_PeCDD	pg/g	32.683	30.352	60.199	62.68	52.27	4.75 U	67.706	43.514	24.596	68.99	85.005	24.76	128.23	38.689	110.64	25.792
Total PeCDF	RA_Total_PeCDF	pg/g	168.658	147.563	279.672	290.859	219.041	67.139	341.355	211.697	126.412	345.288	414.874	125.138	681.49	278.99	470.514	369.35
Total TCDD	RA_Total_TCDD	pg/g	12.655	14.223	24.105	22.9	17.528	3.428	22.65	15.21	8.528	28.561	36.883	10.332	54.94	13.58	30.084	10.063
Total TCDF	RA_Total_TCDF	pg/g	163.48	150.29	217.49	221.33	272.27	89.838	204.67	170.7	128.62	351.44	584.982	156.05	622.06	387.89	776.26	505.07
Total PCDD/F TEQ (Bird)	RA-TEQ-B-DF	pg/g	43.7038	41.0871	74.1533	78.044	62.1437	14.1499	89.993	55.4062	33.92	95.5289	113.5834	37.8787	155.469	84.407	218.403	111.2687
Total PCDD/F TEQ (Fish)	RA-TEQ-F-DF	pg/g	27.3548	26.3916	53.1818	54.2925	37.6672	8.0975	67.2455	39.1567	21.622	60.1919	65.6929	23.9596	98.192	47.9605	170.137	58.4642
Total PCDD/F TEQ (Mammal)	RA-TEQ-M-DF	pg/g	33.5793	31.6821	67.267	67.0267	49.6608	10.8361	78.9859	46.6165	25.3896	75.1595	80.4905	29.0559	119.031	57.9231	205.905	55.3806
PCB Congeners																		
PCB-001	2051-60-7	ng/g	139 J	67.5 J	63.9 J	60.3 J	254 J	10.6	59.5 J	89.7 J	187 J	87.4 J	2060 J	721 J	24.8 J	6.36 J	9.41 J	12.3 J
PCB-002	2051-61-8	ng/g	2.09	0.968	< 0.0478 UJ	1.26 J	7.07	3.79	1.05 J	1.07 J	1.84 J	1.66 J	152 J	45 J	0.714	1.36	4.11	< 0.0475 U
PCB-003	2051-62-9	ng/g	68.7 J	27.4	28.4	29.8	128 J	19.3	25.1 J	27.7 J	68.3 J	54.1 J	1090 J	272 J	12.3 J	9.18 J	10.6 J	3.69 J
PCB-004/010	PCB-4/10	ng/g	311 J	251 J	169 J	159 J	1690 J	96 J	203 J	356 J	512 J	252 J	6730 J	2580 J	133 J	107 J	580 J	86.5 J
PCB-005/008	PCB-5/8	ng/g	265 J	233 J	98.8 J	99.1 J	1220 J	326 J	90.3 J	138 J	302 J	309 J	5480 J	2170 J	120 J	97.5 J	824 J	71.1 J
PCB-006	25569-80-6	ng/g	39.9 J	44.1 J	17.6	19.5	462 J	251 J	17.2	26.2	48.5 J	47.3 J	2870 J	1470 J	20.6 J	100 J	619 J	16.2 J
PCB-007/009	PCB-7/9	ng/g	6.94	6.76	3.17	3.36	52.4 J	18.9	3.69	6.88	9.54	7.06	181 J	72.2 J	5.07	5.84	54.7 J	5.22
PCB-011	2050-67-1	ng/g	11.9 J	7.89 J	4.78 J	5.35 J	20.3 J	14.8 J	6.61	6.7	12	11.1	174 J	73.8 J	6.95 J	15.3 J	25.9 J	4.21 J
PCB-012/013	PCB-12/13	ng/g	33.1	23.4	13.2	15.3	77.2 J	85.3 J	16 J	18 J	33.8 J	33.6 J	719 J	305 J	27 J	60.3 J	78.2 J	16.1 J
PCB-014	34883-41-5	ng/g	< 0.0433 U	< 0.0442 U	< 0.0443 U	< 0.0442 U	< 0.044 U	< 0.0442 U	< 0.0445 U	< 0.0438 U	< 0.0442 U	< 0.0433 U	2.03	0.872	< 0.0442 U	< 0.0431 U	< 0.044 U	< 0.0439 U
PCB-015	2050-68-2	ng/g	288 J	207 J	125 J	125 J	565 J	353 J	132 J	182 J	276 J	348 J	1420 J	396 J	410 J	686 J	401 J	344 J
PCB-016/032	PCB-16/32	ng/g	388 J	363 J	172 J	199 J	943 J	537 J	182 J	296 J	407 J	498 J	8140 J	2200 J	766 J	1660 J	1900 J	274 J
PCB-017	37680-66-3	ng/g	210 J	244 J	101 J	118 J	699 J	403 J	104 J	139 J	212 J	282 J	3070 J	1030 J	528 J	817 J	1210 J	131 J
PCB-018	37680-65-2	ng/g	82.4 JEB	138 JEB	44.7 JEB	53.7 JEB	649 JEB	630 JEB	54.3 J	60.9 J	106 J	103 J	5260 J	2080 J	585 JEB	1440 JEB	2670 JEB	133 JEB
PCB-019	38444-73-4	ng/g	254 J	173 J	129 J	145 J	507 J	67.9 J	147 J	268 J	336 J	223 J	2990 J	699 J	202 J	425 J	298 J	47.9 J
PCB-020/021/033	PCB-20/21/33	ng/g	21.5	44.1 J	17.3	16.4	143 J	197 J	16.8	12.4	22.5	27.4	285 J	139 J	109 J	359 J	1430 J	84.2 J
PCB-022	38444-85-8	ng/g	23.3	47.7 J	13.8	16.1	162 J	327 J	18.2	13.3	29.2	35.4	1330 J	515 J	251 J	735 J	1070 J	117 J
PCB-023/034	PCB-23/34	ng/g	6.91	6.14	3.35	3.36	11.2	12.6	3.33	3.81	6.51	5.83	109 J	35.9	9.65	19.7	30.9	6.61
PCB-024/027	PCB-24/27	ng/g	154 J	106 J	72.3 J	81.9 J	229 J	59.9 J	77.4 J	125 J	157 J	168 J	1270 J	381 J	164 J	270 J	172 J	89.8 J
PCB-025	55712-37-3	ng/g	100 J	97.5 J	40.6 J	43.8 J	242 J	360 J	50.2 J	66.4 J	101 J	104 J	815 J	530 J	192 J	442 J	744 J	110 J
PCB-026	38444-81-4	ng/g	153 J	148 J	71.9 J	78.1 J	384 J	549 J	80.4 J	94 J	143 J	161 J	2770 J	1350 J	328 J	860 J	1250 J	163 J
PCB-028	7012-37-5	ng/g	216 JEB	321 JEB	104 JEB	122 JEB	736 JEB	649 JEB	144 J	138 J	205 J	343 J	2220 J	883 J	2140 JEB	3220 JEB	3600 JEB	1300 JEB
PCB-029	15862-07-4	ng/g	< 0.0566 U	< 0.0579 U	< 0.058 U	< 0.0579 U	1.43	0.809	< 0.0582 U	< 0.0573 U	< 0.0579 U	< 0.0567 U	3.93	1.01	< 0.0579 U	1.41	9.47	< 0.0575 U
PCB-030	35693-92-6	ng/g	< 0.0565 U	< 0.0577 U	< 0.0578 U	< 0.0577 U	0.677	0.455	< 0.058 U	< 0.0571 U	< 0.0577 U	< 0.0565 U	3.26	0.872	0.875	1.38	1.31	< 0.0573 U
PCB-031	16606-02-3	ng/g	249 JEB	294 JEB	123 JEB	135 JEB	779 JEB	1130 JEB	141 J	151 J	244 J	272 J	5310 J	2080 J	847 JEB	983 JEB	3460 JEB	< 0.0546 UJ
PCB-035	37680-69-6	ng/g	2.75 J+	6.53 J+	< 0.0542 U	< 0.0541 U	8.63 J+	6.71 J+	9.32 J	< 0.0536 UJ	3.64 J	6.5 J	33.4 J	9.8 J	12.7 J+	20 J+	73.3 J	13.5 J+
PCB-036	38444-87-0	ng/g	< 0.0419 U	< 0.0428 U	0.633 J	< 0.0428 UJ	< 0.0426 U	< 0.0428 U	< 0.0431 U	< 0.0424 U	< 0.0428 U	< 0.042 U	< 0.0413 U	< 0.0401 U	< 0.0428 U	< 0.0418 U	< 0.0426 U	< 0.0426 U
PCB-037	38444-90-5	ng/g	38.2	48.9 J	21.8	23.2	119 J	147 J	27	21.8	39.4	70.9 J	647 J	136 J	344 J	541 J	618 J	529 J
PCB-038	53555-66-1	ng/g	< 0.0629 U	7.23	6.53	6.74	< 0.064 U	< 0.0642 U	< 0.0646 U	< 0.0636 U	< 0.0642 U	< 0.0629 U	< 0.0619 U	< 0.0601 U	< 0.0642 UJ	< 0.0626 UJ	< 0.0639 UJ	< 0.0638 UJ
PCB-039	38444-88-1	ng/g	2.16	2.1	1.73	1.39	3.28	2.54	1.52	1.56	1.85	2.92	24.3	7.13	2.81	4.88	6.07	3.39
PCB-040	38444-93-8	ng/g	12.2	20.5	8.37	9.51	53.5 J	96.5 J	10.8	7.08	10.5	29.1	60 J	55.4 J	141 J	254 J	510 J	203 J
PCB-041/064	PCB-41/64	ng/g	55.2 J	84.4 J	47.8 J	45.4 J	208 J	294 J	54.4 J	43.2 J	53.9 J	176 J	220 J	169 J	662 J	907 J	1500 J	445 J
PCB-042	36559-22-5	ng/g	58.6 J	19.8	40 J	46.9 J	159 J	222 J	47.3 J	40.5 J	49 J	145 J	608 J	291 J	412 J	769 J	1060 J	614 J
PCB-043/049	PCB-43/49	ng/g	331 JEB	299 JEB	221 JEB	232 JEB	596 JEB	683 JEB	236 J	227 J	263 J	699 J	4300 J	1310 J	1440 JEB	2380 JEB	2980 JEB	2090 JEB
PCB-044	41464-39-5	ng/g	94.3 JEB	143 JEB	68.9 JEB	77.9 JEB	356 JEB	570 JEB	79.5 J	61.1 J	80.6 J	242 J	510 J	411 J	998 JEB	1780 JEB	3080 JEB	1500 JEB
PCB-045	70362-45-7	ng/g	19.5 J	31.3 J	12.5 J	14.6 J	82.3 J	107 J	14.7	12.1	16.9	52.7 J	73.9 J	58.3 J	196 J	302 J	520 J	189 J
PCB-046	41464-47-5	ng/g	11.6	13.4	6.86	8.22	34.9	41.9 J	8.53	7.4	11	20.3	137 J	60.1 J	57.1 J	158 J	226 J	49.8 J
PCB-047/048/075	PCB-47/48/75	ng/g	341 J	270 J	227 J	233 J	486 J	320 J	222 J	237 J	270 J	762 J	2200 J	603 J	1120 J	1270 J	1670 J	1410 J
PCB-050	62796-65-0	ng/g	4.38	3.25	2.56	2.67	5.88	3.29	2.54	3.28	4.02	7.1	34.2	9.06	7.5	10.7	9.06	5.87
PCB-051	68194-04-7	ng/g	65.3 J	49.5 J	33.8	36.9	90.7 J	52.4 J	37.9	42.2 J	58.9 J	114 J	857 J	229 J	117 J	200 J	184 J	117 J
PCB-052/073	PCB-52/73	ng/g	239 JEB	253 JEB	174 JEB	187 JEB	537 JEB	697 JEB	181 J	171 J	193 J	565 J	3910 J	1320 J	1410 JEB	2310 JEB	3330 JEB	2110 JEB
PCB-053	41464-41-9	ng/g	118 J	89 J	67.5 J	75.2 J	189 J	128 J	73.2 J	76.9 J	98.3 J	221 J	1700 J	487 J	293 J	538 J	538 J	383 J
PCB-054	15968-05-5	ng/g	9.7 J	6.26 J	5.18 J	5.49 J	10.5 J	2.9 J	5.85	6.98	8.98	14.2	87.3 J	22.6	9.05	15	11.5	6.01
PCB-055	74338-24-2	ng/g	1.05	1.12	0.86	0.747	3.26	2.67	0.97 J	0.469 J	0.66 J	1.47 J	5.97 J	2.41 J	14.4	18.4	23.5	25.8

Table 12
Phase 2 Reach Floodplain Soil Analytical Results
Phase 2 Data Evaluation Summary Memorandum
Lower Neponset River
Boston and Milton, Massachusetts

Analyte	CAS Number	Units	24D-0008 24D-0008-BS 6/18/2024 N 1 - 2 ft	24D-0008 24D-0008-CS 6/18/2024 N 2 - 2.3 ft	24D-0009 24D-0009-AD 6/18/2024 FD 0 - 1 ft	24D-0009 24D-0009-AS 6/18/2024 N 0 - 1 ft	24D-0009 24D-0009-BS 6/18/2024 N 1 - 2 ft	24D-0009 24D-0009-CS 6/18/2024 N 2 - 3 ft	24D-0010 24D-0010-AS 6/18/2024 N 0 - 1 ft	24D-0010 24D-0010-BS 6/18/2024 N 1 - 2 ft	24D-0010 24D-0010-CS 6/18/2024 N 2 - 3 ft	24D-0011 24D-0011-AS 6/18/2024 N 0 - 1 ft	24D-0011 24D-0011-BS 6/18/2024 N 1 - 2 ft	24D-0011 24D-0011-CS 6/18/2024 N 2 - 3 ft	24D-0012 24D-0012-AS 6/17/2024 N 0 - 1 ft	24D-0012 24D-0012-BS 6/17/2024 N 1 - 2 ft	24D-0012 24D-0012-CS 6/17/2024 N 2 - 2.5 ft	24D-0013 24D-0013-AS 6/17/2024 N 0 - 1 ft
PCB-056/060	PCB-56/60	ng/g	33.9 EB	56.6 JEB	29.6 EB	30.3 EB	166 JEB	104 JEB	37.1 EB	21.1 EB	32 EB	90.7 J	236 J	53.1 J	654 JEB	721 JEB	1540 JEB	1110 JEB
PCB-057	70424-67-8	ng/g	6.19	5.11	3.25	3.15	7.71	6.19	3.72	3.41	4.24	8.5	18.1 J+	12.3	13	21.7	20.4	20
PCB-058	41464-49-7	ng/g	0.624	0.773	< 0.0532 U	< 0.0531 U	1.6	1.55	0.549 J	0.492 J	0.539 J	1.81 J	2.26 J	1.15 J	3.79	4.79	6.17	5.28
PCB-059	74472-33-6	ng/g	6.99	11.5	20.7 J	4.17 J	27.2	44 J	5.86	4.51	5.37	18.1	< 0.0695 U	< 0.0675 U	95 J	116 J	168 J	117 J
PCB-061/074	PCB-61/74	ng/g	52.2 JEB	71.4 JEB	39.2 EB	39.2 EB	202 JEB	144 JEB	51.1 J	33.4 EB	47.9 J	125 J	403 J	114 J	697 JEB	848 JEB	1520 JEB	766 JEB
PCB-062	54230-22-7	ng/g	< 0.0469 U	< 0.048 U	< 0.048 U	< 0.048 U	< 0.0478 U	< 0.048 U	< 0.0483 U	< 0.0475 U	< 0.0479 U	< 0.047 U	< 0.0462 U	< 0.0449 U	< 0.048 U	< 0.0468 U	< 0.0477 U	< 0.0477 U
PCB-063	74472-34-7	ng/g	21.7	19.6	12.7	12.5	34.1	23.9	14.8	13	16.2	40.5 J	133 J	48.6 J	77.7 J	106 J	130 J	68 J
PCB-065	33284-54-7	ng/g	< 0.0656 U	< 0.067 U	< 0.0671 U	< 0.067 U	< 0.0667 U	< 0.067 U	< 0.0674 U	< 0.0663 U	< 0.067 U	< 0.0657 U	1.39 J+	< 0.0627 U	< 0.067 U	1.06	< 0.0667 U	< 0.0666 U
PCB-066/080	PCB-66/80	ng/g	88.2 JEB	120 JEB	74.6 JEB	74.1 JEB	303 JEB	183 JEB	84.8 J	58.2 J	73.7 J	236 J	897 J	173 J	1130 JEB	1280 JEB	2410 JEB	2300 JEB
PCB-067	73575-53-8	ng/g	3.7	5.11	2.66	2.81	12.8	11.7	4.08	2.27	3.58	8.34	19.6 J+	6.98	40.8 J	53.1 J	79.9 J	70.7 J
PCB-068	73575-52-7	ng/g	8.83	73.6 J	41.6 J	6.86 J	8.47	5.61	6.57	6.71	7.02	15.3	42.4 J	16.5	1.24	< 0.0692 U	< 0.0706 U	< 0.0705 U
PCB-069	60233-24-1	ng/g	2.43	1.58	1.48 J	< 0.0531 UJ	2.7	1.49	1.63	1.67	1.83	4.27	12.1 J+	3.54	4.54	5.01	3.89	< 0.0528 U
PCB-070	32598-11-1	ng/g	74.1 JEB	114 JEB	66.3 JEB	66.7 JEB	305 JEB	184 JEB	71.5 J	48.4 J	63.6 J	209 J	587 J	109 J	1110 JEB	1210 JEB	2650 JEB	2190 JEB
PCB-071	41464-46-4	ng/g	82.1 J	< 0.0619 U	< 0.0619 UJ	50.5 J	179 J	186 J	49.9 J	53.7 J	72.9 J	179 J	719 J	264 J	376 J	638 J	893 J	536 J
PCB-072	41464-42-0	ng/g	10	7.37	7.32	6.8	10.1	7.57	6.71	6.83	7.45	19.8	52.2 J	19.3	19.4	19.5	19.1	22.1
PCB-076	70362-48-0	ng/g	< 0.0768 U	< 0.0785 U	< 0.0786 U	< 0.0785 U	< 0.0782 U	< 0.0785 U	< 0.079 U	< 0.0777 U	< 0.0785 U	< 0.0769 U	< 0.0756 U	< 0.0735 U	< 0.0785 U	< 0.0765 U	< 0.0781 U	< 0.078 U
PCB-077	32598-13-3	ng/g	13.7 J+	16.2 J+	11.1 J+	11.4 J+	39.9 J	27 J+	14.5 J	8.29 J	10.8 J	36.5 J	123 J	30.8 J	131 J	143 J	212 J	251 J
PCB-078	70362-49-1	ng/g	< 0.0799 U	< 0.0817 U	< 0.0818 U	< 0.0817 U	< 0.0813 U	0.871	< 0.0822 U	< 0.0808 U	< 0.0816 U	1.32	1.17 J+	0.9	2.66	2.64	4.54	4.2
PCB-079	41464-48-6	ng/g	< 0.0448 U	< 0.0458 U	< 0.0459 UJ	0.917 J	< 0.0456 U	< 0.0458 U	< 0.0461 U	< 0.0453 U	< 0.0458 U	< 0.0449 U	< 0.0441 U	< 0.0429 U	< 0.0458 U	< 0.0446 U	< 0.0456 U	< 0.0455 U
PCB-081	70362-50-4	ng/g	0.911 J+	1.59 J+	0.689 J+	1.13 J+	2.72 J+	1.53 J+	1.09 J	0.724 J	0.625 J	3.04 J	5.03 J	2.16 J	12.9 J	13.4 J	22.8 J	24.5 J
PCB-082	52663-62-4	ng/g	7.34 J	10.2 J	6.67 J	7.48 J	23.4 J	16.3 J	7.7	4.97	5.84	22.7	33.4	15.9	83.5 J	99.2 J	214 J	163 J
PCB-083/109	PCB-83/109	ng/g	7.77	7.64	5.71	6.29	13.9	11	6.21	4.76	5.06	20.2	18.3	10	41.3 J	45 J	78.2 J	70.9 J
PCB-084	52663-60-2	ng/g	22.1 J	26.8 J	18.1 J	20.2 J	55.8 J	50.9 J	20	14.2	15.6	66 J	62 J	37.8 J	154 J	189 J	391 J	249 J
PCB-085/120	PCB-85/120	ng/g	16.4	20.6	16.6	17.7	43.9 J	27	17.7	11.5	12.4	51.1 J	64.2 J	27.9	179 J	172 J	317 J	353 J
PCB-086/097	PCB-86/97	ng/g	20.1	26	19	21.2	55.7 J	34	20.8	12.5	13.8	57.3 J	76.5 J	27.4	206 J	211 J	451 J	396 J
PCB-087/115/116	PCB-87/115/116	ng/g	37.1	42.5 J	31.8	35.1	83 J	47 J	36	24.9	27.8	98.1 J	154 J	56.3 J	304 J	317 J	616 J	506 J
PCB-088/121	PCB-88/121	ng/g	< 0.155 UJ	< 0.158 UJ	< 0.158 UJ	< 0.158 UJ	1.02 J	< 0.158 UJ	< 0.159 U	< 0.157 U	< 0.158 U	1.17	1.58	0.795	3.5 J	3.83 J	7.22 J	5.14
PCB-089/090/101	PCB-89/90/101	ng/g	77.6 J	87.1 J	71.3 J	76.4 J	164 J	90.9 J	75.9 J	51.8 J	52 J	208 J	255 J	84.3 J	551 J	516 J	1010 J	986 J
PCB-091	68194-05-8	ng/g	36.6	31.9	26.7	28.7	57.3 J	41.4 J	26.5	23.9	25.7	93.6 J	102 J	46.3 J	146 J	160 J	274 J	238 J
PCB-092	52663-61-3	ng/g	32.6	28	25.1	25.9	44.3 J	27.4	24.3	20.8	21.1	75.5 J	103 J	40.5 J	113 J	112 J	169 J	175 J
PCB-093/095	PCB-93/95	ng/g	65.1 J	78.1 J	56.4 J	62.4 J	154 J	129 J	58.9 J	44 J	43 J	204 J	138 J	86.3 J	449 J	453 J	854 J	742 J
PCB-094	73575-55-0	ng/g	5.79	4.07	3.47	3.73	5.74	2.8	3.6	3.43	4.04	11.3	11.6	4.43	10.7 J	11.5 J	15 J	16.7
PCB-096	73575-54-9	ng/g	2.68	2.53	1.68	1.78	5.04	4.61	1.79	1.69	2.02	6.6	5.3	3.32	11.2 J	15.6 J	29.3 J	16
PCB-098/102	PCB-98/102	ng/g	11.3	10.8	7.19	7.55	19.6	13.4	7.36	6.96	8.19	28.5	31.9	13.6	50 J	56.1 J	94 J	81.8 J
PCB-099	38380-01-7	ng/g	50 J	52.3 J	44.1 J	46.4 J	103 J	56.1 J	45 J	32.9	34.8	135 J	180 J	56.3 J	368 J	351 J	654 J	718 J
PCB-100	39485-83-1	ng/g	5.99	3.57	3.93	4.1	4.57	1.91	4.12	4.04	4.39	9.53	30.2	9.4	6.75 J	5.83 J	7.51 J	8.87 J
PCB-103	60145-21-3	ng/g	4.45	3.16	3.1	3.17	4.56	2.82	3.2	3	3.16	8.8	26	7.81	8.95 J	9.42 J	11.5 J	12.9
PCB-104	56558-16-8	ng/g	0.441	< 0.0448 U	< 0.0449 U	< 0.0448 U	< 0.0446 U	< 0.0448 U	< 0.0451 U	< 0.0443 U	0.361	0.571	3.22	0.99	< 0.0448 UJ	< 0.0437 UJ	< 0.0446 UJ	< 0.0445 U
PCB-105/127	PCB-105/127	ng/g	23.4	30.7	21.3	24.1	75.7 J	27.8	26.2 J	15.9 J	18.5 J	75.2 J	135 J	29.9 J	320 J	286 J	562 J	691 J
PCB-106/118	PCB-106/118	ng/g	65.8 J	74.8 J	62.4 J	65.6 J	157 J	75.6 J	66.1 J	43.3 J	45.8 J	182 J	280 J	74.6 J	571 J	519 J	985 J	1110 J
PCB-107/108	PCB-107/108	ng/g	8.01	7.82	7.22	6.62	15	7.25	6.69	4.94	5.44	19.7	29.1	8.36	50.3 J	47 J	84.4 J	91.6 J
PCB-110	38380-03-9	ng/g	115 JEB	122 JEB	103 JEB	107 JEB	228 JEB	177 JEB	101 J	78.7 J	75.8 J	325 J	273 J	145 J	722 JEB	707 JEB	1280 JEB	1190 JEB
PCB-111/117	PCB-111/117	ng/g	< 0.279 U	< 0.285 U	< 0.286 U	< 0.285 U	< 0.284 U	< 0.285 U	< 0.287 U	< 0.283 U	< 0.285 U	< 0.28 U	< 0.275 U	< 0.267 U	< 0.286 U	< 0.278 U	< 0.284 U	< 0.284 U
PCB-112	74472-36-9	ng/g	1.15 J	< 0.0577 UJ	< 0.0578 UJ	< 0.0577 UJ	1.37 J	0.971 J	0.589 J	0.601 J	0.707 J	2.16 J	2.26 J	< 0.054 UJ	3.82	3.95	5.83	6.15
PCB-113	68194-10-5	ng/g	1.22 J	0.913 J	< 0.0478 UJ	0.81 J	1.41 J	1.34 J	< 0.0481 U	< 0.0473 U	0.6	2.92	1.33	1.11	< 0.0478 U	3.35	4.53	5.35
PCB-114	74472-37-0	ng/g	1.85	2.11	2.05	1.72	6.02	2.58	2.03 J	1.11 J	1.33 J	5.45 J	10.6 J	2.8 J	23.3	23.3	41.6 J	34.9
PCB-119	56558-17-9	ng/g	8.43	6.31	6.52	6.49	10.1	5.92	6.04	5.52	5.59	17.6	36.2	11.8	25.5	24.8	33.2	39
PCB-122	76842-07-4	ng/g	< 0.0803 U	< 0.0821 U	< 0.0822 U	< 0.0821 U	2.57	1.05	< 0.0826 U	< 0.0812 U	< 0.082 U	2.46	< 0.0791 U	< 0.0768 U	10.9	10.6	20.8	20.9
PCB-123	65510-44-3	ng/g	2.44 J+	2.76 J+	2.61 J+	2.71 J+	5.37 J+	2.3 J+	2.52 J+	1.68 J+	1.6 J+	6.28 J+	10.5 J+	2.73 J+	20.5 J	18.1 J	33.3 J	37.5 J
PCB-124	70424-70-3	ng/g	2.29	2.71	2.52	2.59	5.68	2.16	2.48	1.15	1.4	6.14	13.6	2.59	24.1 J	22 J	40.6 J	44.5 J
PCB-125	74472-39-2	ng/g	< 0.0427 UJ	0.58 J	< 0.0437 UJ	0.456 J	1.25 J	0.504 J	< 0.0439 UJ	< 0.0432 UJ	0.411 J	1.03 J	4.61 J	0.823 J	< 0.0436 U	3.48	6.44	< 0.0433 U
PCB-126	57465-28-8	ng/g	< 0.0501 UJ	< 0.0511 UJ	< 0.0512 UJ	< 0.0511 UJ	< 0.0509 UJ	< 0.0511 UJ	< 0.0515 U	< 0.0506 U	< 0.0511 U	2.07 J+	2.78 J+	< 0.0479 U	5.38 J+	4.25 J+	7.47 J+	8.87 J+
PCB-128	38380-07-3	ng/g	11.3	12	12.5	13.4	18.2	7.41	13.8	9.41	6.82	28.3	32.1	10.1	60.8 J	44.8 J	61.2 J	87.2 J
PCB-129	55215-18-4	ng/g	2.56	2.96	2.81	3.1	4.69	1.56	3.35 J	1.72 J	1.67 J	6.44 J	7.96 J	2.21 J	14.6 J	11.9 J	18.1 J	22.6 J
PCB-130	52663-66-8	ng/g	4.53	4.53	4.7	4.69	6.77	3.16	4.69	3.5	2.83	11	11.2	4.04	21.1	16.1	21.6	29.5
PCB-131/142	PCB-131/142	ng/g	0.758 J	0.869 J	< 0.0216 UJ	0.817 J	1.33 J	< 0.0216 UJ	0.88	< 0.0214 U	0.396	1.82	2.04	0.715	4.57	3.69	5.32	6.1
PCB-132/168	PCB-132/168	ng/g	20.1	21	19.4	20.7	31.5	16.7	22	15.2	11.9	51 J	44.2 J	17.1	104 J	79.6 J	115 J	139 J
PCB-133	35694-04-3	ng/g	2.29	1.7	1.91	1.87	2.23	1.03	1.71	1.45	1.39	4.46	3.38	1.51	4.88 J	3 J	4.02 J	5.81 J
PCB-134	52704-70-8	ng/g	3.98	3.72	3.73	3.83	5.57	2.65	3.69	2.76	2.34	9.17	6.63	2.75	15.4 J	11.5 J	16 J	20.1 J
PCB-135/144	PCB-135/144	ng/g	10.6	10.1	9.64	9.53	15	8.08	9.89	7.62	6.4	25.3	17.7	7.79	41.5 J	31.2	46.4 J	56.9 J
PCB-136	38411-22-2	ng/g	7.4	7.55	6.8	7.11	11.8	6.42	7.23	5.41	4.47	19	12.7	5.61	33.4	26	39.5 J	43.6 J
PCB-137	35694-06-5	ng/g	4.08	4.51	4.18	4.31	6.55	2.41	4.78 J	3 J	2.71 J	9.69 J	12.9 J	3.8 J	20.8 J	15.9 J	21.8 J	30.1 J
PCB-138/163/164	PCB-138/163/164	ng/g	68.7 J	67.2 J	74.3 J	75.1 J	99.7 J	41.6 J	75.9 J	50.5 J	41.6 J	166 J	159 J	53.8 J	318 J	217 J	321 J	445 J
PCB-139/149	PCB-139/149	ng/g	43.3 J	42.9 J	42.3 J	43.6 J	64.5 J	33.8	43.3 J	32	26	105 J	83.2 J	33.2	189 J	138 J	203 J	258 J
PCB-140	59291-64-4	ng/g	0.638	0.449	0.717 J	< 0.0634 UJ	0.742	< 0.0634 U	< 0.0638 U	< 0.0628 U	< 0.0634 U	1.4	0.973	< 0.0594 U	1.92	1.21	1.56	2.29
PCB-141	52712-04-6	ng/g	7.98	9.21	8.75	8.99	14.3	5.92	9.54 J	6.2 J	5.04 J	19.9 J	23.3 J	7.12 J	49 J	36.7	58.3 J	69.8 J
PCB-143	68194-15-0	ng/g	0.355 J	0.391 J	< 0.0639 UJ	< 0.0638 UJ	< 0.0636 UJ	< 0.0638 UJ	< 0.0642 U	< 0.0632 U	< 0.0638 U	0.76	1.3	0.366	1.89	1.47	1.98	2.66
PCB-145	74472-40-5	ng/g	< 0.078 U	< 0.0797 U	< 0.0798 U	< 0.0797 U	< 0.0794 U	< 0.0797 U	< 0.0802 U	< 0.0789 U	< 0.0797 U	< 0.0781 U	< 0.0768 U	< 0.0746 U	< 0.0797 U	< 0.0777 U	< 0.0793 U	0.476
PCB-146	51908-16-8	ng/g	9.76	8.39	8.51	8.56	11.8	5.44	8.51	6.73	5.65	21.2	17.5	6.45	32.3	22.3	31.8	43 J
PCB-147	68194-13-8	ng/g	5.88	4.16	4.56	4.54	4.92	1.54	4.35	4.16	3.87	10.1	14.7	5.32	9.17	6.47	7.17	11.1
PCB-148	74472-41-6	ng/g	0.562	0.239	0.411	0.394	0.468	< 0.0688 U	0.307 J	< 0.0681 UJ	0.346 J	0.872 J	1.12 J	0.437 J	< 0.0688 U	< 0.0671 U	< 0.0685 U	< 0.0684 U
PCB-150	68194-08-1	ng/g	0.545	0.285	0.372	0.315	0.418	< 0.0789 U	0.32	0.315	0.305	0.818	0.744	0.371	0.455	0.43	0.495	0.646
PCB-151	52663-63-5	ng/g	13.2	11.8	11.4	11.6	17.7	9.6	11.1	9.38	8.04	29.8	21.8	9.34	45.2 J	33.3	50.3 J	62.4 J
PCB-152	68194-09-2	ng/g	0.583	0.377	0.426	0.346	0.56	< 0.0872 U	0.395	0.458	0.379	1.07	1.12	0.364	0.883	< 0.085 U	0.761	1.36

Table 12
Phase 2 Reach Floodplain Soil Analytical Results
Phase 2 Data Evaluation Summary Memorandum
Lower Neponset River
Boston and Milton, Massachusetts

Analyte	CAS Number	Units	24D-0008 24D-0008-BS 6/18/2024 N 1 - 2 ft	24D-0008 24D-0008-CS 6/18/2024 N 2 - 2.3 ft	24D-0009 24D-0009-AD 6/18/2024 FD 0 - 1 ft	24D-0009 24D-0009-AS 6/18/2024 N 0 - 1 ft	24D-0009 24D-0009-BS 6/18/2024 N 1 - 2 ft	24D-0009 24D-0009-CS 6/18/2024 N 2 - 3 ft	24D-0010 24D-0010-AS 6/18/2024 N 0 - 1 ft	24D-0010 24D-0010-BS 6/18/2024 N 1 - 2 ft	24D-0010 24D-0010-CS 6/18/2024 N 2 - 3 ft	24D-0011 24D-0011-AS 6/18/2024 N 0 - 1 ft	24D-0011 24D-0011-BS 6/18/2024 N 1 - 2 ft	24D-0011 24D-0011-CS 6/18/2024 N 2 - 3 ft	24D-0012 24D-0012-AS 6/17/2024 N 0 - 1 ft	24D-0012 24D-0012-BS 6/17/2024 N 1 - 2 ft	24D-0012 24D-0012-CS 6/17/2024 N 2 - 2.5 ft	24D-0013 24D-0013-AS 6/17/2024 N 0 - 1 ft
PCB-153	35065-27-1	ng/g	42.7 J	43 J	44.7 J	46.3 J	63.6 J	27.6	47.6 J	32.8 J	25.7 J	101 J	102 J	32.4 J	198 J	134 J	201 J	275 J
PCB-154	60145-22-4	ng/g	2.95	1.93	1.95	2.12	2.44	0.971	1.89	1.9	1.8	5.36	4.54	1.82	4.2 J	2.56 J	3.22 J	5.18 J
PCB-155	33979-03-2	ng/g	< 0.0415 U	< 0.0424 U	< 0.0425 U	< 0.0424 U	< 0.0422 U	< 0.0424 U	< 0.0427 U	< 0.042 U	< 0.0424 U	< 0.0416 U	0.206	< 0.0397 U	< 0.0424 UJ	< 0.0414 UJ	< 0.0422 UJ	< 0.0422 U
PCB-156	38380-08-4	ng/g	6.14	6.14	5.96	6.29	9.73	3.55	7.27 J	4.81 J	3.72 J	15.5 J	20.9 J	5.72 J	37.7	29.7	40.8 J	61.6 J
PCB-157	69782-90-7	ng/g	1.72 J+	1.67 J+	2.12 J+	2.19 J+	3.24 J+	0.969 J+	2.32 J	1.78 J	1.35 J	4.72 J	6.15 J	1.93 J	10.2 J+	8.17 J+	10.8 J+	15.6 J+
PCB-158/160	PCB-158/160	ng/g	5.85	6.53	6.22	6.47	9.51	3.85	6.83	4.71	3.73	14.6	16.5	5.41	35.4	26.8	36.9	48.8 J
PCB-159	39635-35-3	ng/g	< 0.0685 U	< 0.07 U	< 0.0701 U	< 0.07 U	< 0.0697 U	< 0.07 U	< 0.0704 U	< 0.0693 U	< 0.0699 U	1.21	1.3	0.413	1.56	1.31	2.41	2.54
PCB-161	74472-43-8	ng/g	< 0.0646 U	< 0.066 U	< 0.0661 U	< 0.066 U	< 0.0657 U	< 0.066 U	< 0.0664 U	< 0.0653 U	< 0.066 U	< 0.0647 U	< 0.0636 U	< 0.0618 U	< 0.066 U	< 0.0644 U	< 0.0657 U	< 0.0656 U
PCB-162	39635-34-2	ng/g	< 0.0662 U	< 0.0676 U	< 0.0677 U	< 0.0676 U	< 0.0673 U	< 0.0676 U	< 0.068 U	< 0.0669 U	< 0.0676 U	0.673	0.857	< 0.0633 U	1.8	1.43	2.32	2.61
PCB-165	74472-46-1	ng/g	< 0.0925 U	< 0.0946 U	< 0.0947 U	< 0.0946 U	< 0.0942 U	< 0.0946 U	< 0.0951 U	< 0.0936 U	< 0.0945 U	< 0.0927 U	< 0.0911 U	< 0.0885 U	< 0.0946 U	< 0.0922 U	< 0.0941 U	< 0.094 U
PCB-166	41411-63-6	ng/g	< 0.0828 U	< 0.0847 U	< 0.0848 U	< 0.0847 U	< 0.0843 U	< 0.0846 U	< 0.0852 U	< 0.0838 U	< 0.0846 U	1.08	1.11	< 0.0792 U	2.04	1.63	1.84	2.87
PCB-167	52663-72-6	ng/g	2.57 J+	2.93 J+	3.03 J+	2.98 J+	3.78 J+	< 0.0579 U	3.54 J	2.29 J	1.7 J	6.52 J	8.56 J	2.29 J	14.6 J+	10 J+	13.9 J+	20.1 J+
PCB-169	32774-16-6	ng/g	< 0.0501 U	< 0.0511 U	< 0.0512 U	< 0.0511 U	< 0.0509 U	< 0.0511 U	< 0.0515 U	< 0.0506 U	< 0.0511 U	< 0.0501 U	< 0.0493 U	< 0.0479 U	< 0.0512 UJ	< 0.0499 UJ	< 0.0509 UJ	< 0.0508 U
PCB-170/190	PCB-170/190	ng/g	14.7	13.3	12.2	13.3	18.7	7.6	13.7	11.1	9.76	31.9	35	14.2	41.4 J	31	59.7 J	56.1 J
PCB-171	52663-71-5	ng/g	3.87	3.31	3.28	3.47	4.79	2.23	3.46	2.78	2.36	7.81	10.4	3.55	13.3	9.35	15.2	18.3
PCB-172/192	PCB-172/192	ng/g	2.05	1.79	1.57	1.74	2.63	1.13	1.8 J	1.26 J	1.29 J	4.06 J	5.76 J	1.86 J	7.1 J	5.22 J	9.58 J	10.1 J
PCB-173	68194-16-1	ng/g	< 0.0875 U	< 0.0894 U	< 0.0895 U	< 0.0894 U	< 0.089 U	< 0.0894 U	< 0.0899 U	< 0.0885 U	< 0.0894 U	0.542	0.903	< 0.0837 U	1.19	1.01	1.14	1.83
PCB-174	38411-25-5	ng/g	11	10	10.1	10.5	15.8	7.65	10.8	7.86	7.22	24.5	33.4	10.7	42.5 J	31.1	55 J	63.3 J
PCB-175	40186-70-7	ng/g	0.52	0.493	0.42	0.414	0.551	0.354	0.515 J	< 0.0632 UJ	0.39 J	1.06 J	1.38 J	0.518 J	1.91	1.36	1.91	2.05
PCB-176	52663-65-7	ng/g	1.44	1.16	1.11	1.25	1.92	1.05	1.25	0.895	0.898	2.88	3.64	1.32	4.84	3.57	6.63	6.45
PCB-177	52663-70-4	ng/g	7.97	6.82	6.62	7.19	9.9	4.66	6.98	5.33	5.18	16.7	20.1	7.2	25.6	17.6	30.9	37.7
PCB-178	52663-67-9	ng/g	3.67	2.76	2.8	2.97	3.96	2.07	2.72	2.34	2.26	7.13	6.91	2.82	9.43	6	10.6	13.2
PCB-179	52663-64-6	ng/g	5.11	4	4.07	4.27	6.33	3.48	4.09	3.24	3.11	10.3	10.6	4.13	15.9	10.8	20.7	22.5
PCB-180	35065-29-3	ng/g	25.5	22.2	21.6	22.9	34.1	15.1	23.9 J	17.2 J	17.3 J	52.9 J	77.5 J	25.2 J	91.1 J	67.4 J	130 J	136 J
PCB-181	74472-47-2	ng/g	< 0.092 U	< 0.094 U	7.97 J	< 0.094 UJ	< 0.0936 U	< 0.094 U	< 0.0945 U	< 0.093 U	< 0.0939 U	< 0.0921 U	< 0.0905 U	< 0.088 U	< 0.094 U	< 0.0916 U	< 0.0935 U	< 0.0934 U
PCB-182/187	PCB-182/187	ng/g	16.3	13.3	13.6	14.3	20.5	10.5	13.7	11	10.7	33.3	38.6 J	14.1	46.9 J	32.6	59.2 J	69 J
PCB-183	52663-69-1	ng/g	6.01	5.54	5.22	5.57	7.96	4.07	5.61	4.04	3.99	12.5	17.7	6.06	22.8 J	16.3 J	29.8 J	31.7 J
PCB-184	74472-48-3	ng/g	< 0.0483 U	< 0.0494 U	< 0.0494 U	< 0.0494 U	< 0.0492 U	< 0.0494 U	< 0.0497 U	< 0.0489 U	< 0.0493 U	< 0.0484 U	< 0.0476 U	< 0.0462 U	< 0.0494 U	< 0.0481 U	< 0.0491 U	< 0.0491 U
PCB-185	52712-05-7	ng/g	1.35 J	1.15 J	1.15 J	1.23 J	2.08 J	0.979 J	1.22	1.06	0.904	2.99	4.07	1.29	5.21 J	3.63 J	6.92 J	8.03 J
PCB-186	74472-49-4	ng/g	< 0.0726 U	< 0.0741 U	< 0.0742 U	< 0.0741 U	< 0.0738 U	< 0.0741 U	< 0.0746 U	< 0.0734 U	< 0.0741 U	< 0.0727 U	< 0.0714 U	< 0.0694 U	< 0.0742 U	< 0.0723 U	< 0.0738 U	< 0.0737 U
PCB-188	74487-85-7	ng/g	< 0.0528 U	< 0.0539 U	< 0.054 U	< 0.0539 U	< 0.0537 U	< 0.0539 U	< 0.0542 U	< 0.0534 U	< 0.0539 U	< 0.0528 U	0.198	< 0.0505 U	< 0.0539 U	< 0.0526 U	< 0.0537 U	< 0.0536 U
PCB-189	39635-31-9	ng/g	0.608 J+	0.683 J+	0.894 J+	0.705 J+	0.932 J+	< 0.0555 U	0.727 J	< 0.0549 UJ	0.544 J	1.7 J	2.28 J	0.73 J	2.54 J	1.66 J	2.69 J	3.22 J+
PCB-191	74472-50-7	ng/g	0.382	0.476	0.472	0.422	0.711	0.317	0.531 J	0.405 J	0.323 J	0.979 J	1.49 J	0.484 J	2.61 J	1.51 J	2.9 J	3.78
PCB-193	69782-91-8	ng/g	1.43	1.16	1.24	1.38	1.67	0.8	1.26	0.941	0.999	2.92	4.21	1.41	6.6 J	4.31 J	7.14 J	11.4
PCB-194	35694-08-7	ng/g	11.2	12	10.5	11.3	13.8	6.9	11.6 J	9.26 J	10.8 J	20.9 J	31.7 J	12.8 J	25.2 J	22.8 J	61.1 J	35.5 J
PCB-195	52663-78-2	ng/g	3.44	2.37	2.67	3.02	3.63	1.82	2.76	2.44	2.51	6.72	10.7	5.61	9.24 J	9.26 J	19.7 J	13.3
PCB-196/203	PCB-196/203	ng/g	10.2	7.85	7.86	8.55	11.6	6.83	8.45	7.01	7.02	19.6	32.2	10.8	30.6 J	26.7 J	62.9 J	41.8 J
PCB-197	33091-17-7	ng/g	0.407 J	< 0.0591 UJ	< 0.0592 UJ	< 0.0591 UJ	< 0.0588 UJ	< 0.0591 UJ	< 0.0594 U	< 0.0585 U	< 0.059 U	0.695	0.988	< 0.0553 U	1.12	0.626	1.53	1.06
PCB-198	68194-17-2	ng/g	< 0.0982 U	< 0.1 U	< 0.1 U	< 0.1 U	< 0.0999 U	< 0.1 U	0.603 J	< 0.0993 UJ	5.64 J	< 0.0983 UJ	1.44 J	0.944 J	< 0.1 UJ	< 0.0978 UJ	< 0.0998 UJ	< 0.0997 U
PCB-199	52663-75-9	ng/g	8.63	6.62	7.03	7.39	10.2	5.88	7.26	5.88	6.05	16.8	27	9.42	27.6 J	24.1 J	59.6 J	37.7 J
PCB-200	52663-73-7	ng/g	1.08	0.751	0.949	0.949	1.29	0.844	1.02	0.855	0.615	1.82	3.06	3.17	2.5	1.81	3.36	3.1
PCB-201	40186-71-8	ng/g	0.985 J	0.795 J	0.84 J	0.848 J	1.41 J	0.99 J	0.894	0.73	0.631	2.04	3.03	1.06	2.16	2.22	4.13	3.47
PCB-202	2136-99-4	ng/g	1.76	1.36	1.33	1.41	1.98	1.25	1.52	1.13	1.2	2.96	4.71	1.93	4.07	2.95	6.22	5.71
PCB-204	74472-52-9	ng/g	< 0.0972 U	< 0.0993 U	< 0.0995 U	< 0.0993 U	< 0.0989 U	0.78	< 0.0999 U	< 0.0983 U	< 0.0993 U	< 0.0973 U	< 0.0957 U	< 0.093 U	< 0.0993 U	< 0.0968 U	< 0.0988 U	< 0.0987 U
PCB-205	74472-53-0	ng/g	0.732	< 0.0549 U	< 0.055 U	< 0.0549 U	< 0.0547 U	< 0.0549 U	< 0.0552 U	< 0.0544 U	0.619	1.07	1.55	0.528	< 0.0549 UJ	< 0.0535 UJ	2.29 J	2
PCB-206	40186-72-9	ng/g	4.66	3.3	6.55	4.9	6.58	4.91	5.42 J	3.52 J	3.3 J	8.78 J	16.9 J	6.01 J	11.8 J	10.1 J	16.5 J	14.9 J
PCB-207	52663-79-3	ng/g	0.563	< 0.0696 U	0.563	0.643	0.786	< 0.0696 U	0.664 J	< 0.0689 UJ	0.362 J	0.892 J	1.81 J	0.645 J	1.86 J	1.39 J	2.46 J	1.67 J
PCB-208	52663-77-1	ng/g	1.23	1.11	1.4	1.57	2.1	1.63	1.59 J	0.936 J	0.854 J	2.35 J	4.59 J	2.03 J	3.17 J	2.68 J	4.71 J	4.33 J
PCB-209	2051-24-3	ng/g	1.76	1.42	2.86	3.01	3.13	1.45	3.65 J	1.58 J	1.03 J	3.71 J	5.54 J	1.78 J	6.38 J	3.14 J	3.94 J	3.15 J
Total Decachlorobiphenyls	RA_Total_DECPCB	ng/g	1.76	1.42	2.86	3.01	3.13	1.45	3.65	1.58	1.03	3.71	5.54	1.78	6.38	3.14	3.94	3.15
Total Dichlorobiphenyls	RA_Total_DIPCB	ng/g	955.84	773.15	431.55	426.61	4086.9	1145	468.8	733.78	1193.84	1008.06	17576	7067.87	722.62	1071.94	2582.8	543.33
Total Heptachlorobiphenyls	RA_Total_HEPPCB	ng/g	101.91	88.142	94.316	91.611	132.534	61.99	92.263	69.451	67.228	214.171	274.141	95.572	340.93	244.42	450.01	494.66
Total Hexachlorobiphenyls	RA_Total_HEXPCB	ng/g	281.031	276.54	281.396	289.152	411.048	184.26	295.192	208.103	170.156	673.763	637.69	222.376	1274.37	916.17	1338.5	1771.94
Total Monochlorobiphenyls	RA_Total_MONPCB	ng/g	209.79	95.868	92.3	91.36	389.07	33.69	85.65	118.47	257.14	143.16	3302	1038	37.814	16.9	24.12	15.99
Total Nonachlorobiphenyls	RA_Total_NONPCB	ng/g	6.453	4.41	8.513	7.113	9.466	6.54	7.674	4.456	4.516	12.022	23.3	8.685	16.83	14.17	23.67	20.9
Total Octachlorobiphenyls	RA_Total_OCTPCB	ng/g	38.434	31.746	31.179	33.467	43.91	25.294	34.107	27.305	35.085	72.605	116.378	46.262	102.49	90.466	220.83	143.64
Total Pentachlorobiphenyls	RA_Total_PENPCB	ng/g	632.951	685.973	548.47	586.196	1348.3	861.015	572.729	418.251	436.439	1745.98	2095.18	809.058	4462.7	4400.31	8297.9	8018.08
Total Tetrachlorobiphenyls	RA_Total_TETPCB	ng/g	1766.41	1787.96	1227.53	1286.07	4114.34	4153.07	1328.6	1198.92	1466.51	4046.05	17955.6	5883.2	11246.1	16095.3	25321.9	16633.3
Total Trichlorobiphenyls	RA_Total_TRICPB	ng/g	1901.22	2047.2	923.643	1043.69	5617.22	5079.91	1056.47	1391.17	2014.1	2302.95	34280.9	12077.7	6482.03	11799.4	18543	3002.4
Total PCB Congeners	RA_Tot_PCB_Cong	ng/g	5895.79	5792.41	3641.76	3858.28	16155.9	11552.2	3945.13	4171.48	5646.05	10222.5	76266.8	27250.5	24692.2	34652.2	56806.7	30647.4
Total PCB TEQ (Bird)	RA-TEQ-B-PCB	ng/g	0.78012518	0.97387373	0.62773234	0.68714995	2.27813982	1.5072689	0.83851087	0.4897327	0.60548644	2.348052	6.9512784	1.7608385	8.4232064	8.9552046	13.7028689	15.9790182
Total PCB TEQ (Fish)	RA-TEQ-F-PCB	ng/g	0.00234814	0.003023965	0.00195632	0.002236475	0.00665886	0.004028995	0.002548535	0.00154535	0.00176522	0.01700685	0.03108495	0.0047635	0.0514492	0.04672965	0.07840045	0.0915696
Total PCB TEQ (Mammal)	RA-TEQ-M-PCB	ng/g	0.00477914	0.00575079	0.00432762	0.00466785	0.01265916	0.00654297	0.00509821	0.0031723	0.00350382	0.2204831	0.3060287	0.007349	0.5849652	0.4701979	0.8257427	0.9786676
TAL Metals and Mercury																		
Aluminum	7429-90-5	mg/kg	3200 J-	4400	7600 J	6100 J	4600	3400	5800	4200	3200	5300	7200	3700	10000	4400	8700	3700
Calcium	7440-70-2	mg/kg	1400	2100	5100 J	4300 J	2300	910	4400	1900	1100	2200	1400	960	2600	930	880	2200
Iron	7439-89-6	mg/kg	4800	8200	19000 J	15000 J	5900	5900	19000	9600	5700	16000	9600	6100	13000	5900	6500	7700
Magnesium	7439-95-4	mg/kg	1200 J-	2200	2000 J	1600 J	1300	1300	1600	1400	1200	1500	1600	1400	2200	1400	1300	1200
Potassium	7440-09-7	mg/kg	190 J-	150 J	350 J	260 J	120 J	130 J	320 J	190 J	170 J	250 J	190 J	190 J	340 J	190 J	170 J	210 J
Sodium	7440-23-5	mg/kg	160 J	200 J	810 J	650 J	470 J	180 J	410 J	440 J	280 J	380 J	400 J	210 J	800 J	280 J	340 J	400 J
Antimony	7440-36-0	mg/kg	< 1.4 U	0.57 J	2.4 J	2.5 J	2.1	0.98	< 2.0 U	0.66 J	1.4	< 1.8 U	2.6	< 1.1 U	0.52 J	0.19 J	0.64 J	0.15 J
Arsenic	7440-38-2	mg/kg	1.4	1.6	7.2 J	8.2 J	3.2	1.1	5.9	2.8	1.8 J+	7.3 J+	11 J+	1.3 J+	3.3 J	0.91 J	3.5	1.4 J
Barium	7440-39-3	mg/kg	27	22	120 J	130 J	43	11	110	54	28	91	46	18	33	21	35	33
Beryllium	7440-41-7	mg/kg	< 0.72 U	0.26 J	0.89 J	0.82 J	< 0.83 U	0.14 J	< 0.99 U	< 0.73 U	< 0.98 U	< 1.8 U	< 1.5 U	< 1.1 U	0.32 J	0.26 J	0.29 J	0.36 J

Table 12
Phase 2 Reach Floodplain Soil Analytical Results
Phase 2 Data Evaluation Summary Memorandum
Lower Neponset River
Boston and Milton, Massachusetts

			24D-0008 24D-0008-BS 6/18/2024 N 1 - 2 ft	24D-0008 24D-0008-CS 6/18/2024 N 2 - 2.3 ft	24D-0009 24D-0009-AD 6/18/2024 FD 0 - 1 ft	24D-0009 24D-0009-AS 6/18/2024 N 0 - 1 ft	24D-0009 24D-0009-BS 6/18/2024 N 1 - 2 ft	24D-0009 24D-0009-CS 6/18/2024 N 2 - 3 ft	24D-0010 24D-0010-AS 6/18/2024 N 0 - 1 ft	24D-0010 24D-0010-BS 6/18/2024 N 1 - 2 ft	24D-0010 24D-0010-CS 6/18/2024 N 2 - 3 ft	24D-0011 24D-0011-AS 6/18/2024 N 0 - 1 ft	24D-0011 24D-0011-BS 6/18/2024 N 1 - 2 ft	24D-0011 24D-0011-CS 6/18/2024 N 2 - 3 ft	24D-0012 24D-0012-AS 6/17/2024 N 0 - 1 ft	24D-0012 24D-0012-BS 6/17/2024 N 1 - 2 ft	24D-0012 24D-0012-CS 6/17/2024 N 2 - 2.5 ft	24D-0013 24D-0013-AS 6/17/2024 N 0 - 1 ft
Analyte	CAS Number	Units															
Cadmium	7440-43-9	mg/kg	0.58 J	0.64	1.6 J	2.4 J	0.55 J-	0.21 J	1.2	0.32 J	0.51	0.98	1.3	0.18 J	< 1.2 U	0.45 J	0.55 J	< 0.66 U
Chromium, Total	7440-47-3	mg/kg	14 JEB	16 EB	63 JEB	67 JEB	26 EB	9.4 EB	44 EB	25 EB	22 EB	50 EB	59 EB	11 EB	21 EB	18 EB	27 EB	15 EB
Cobalt	7440-48-4	mg/kg	2.2	3.9 J+	6.4 J	7.1 J	3.4 J+	3.1 J+	7.8 J+	2.5 J+	2.5	6.1	3.5	3.2	8.8 J+	0.77 J+	5.3 J+	4.2 J+
Copper	7440-50-8	mg/kg	30	42 J+	80 J	89 J	46 J+	20 J+	59 J+	34 J+	28	67	90	25	30 J+	53 J+	67 J+	13 J+
Lead	7439-92-1	mg/kg	62 EB	62 EB	200 JEB	220 JEB	120 EB	48 EB	130 EB	74 EB	74 EB	170 EB	210 EB	32 EB	46 EB	74 EB	100 EB	23 EB
Manganese	7439-96-5	mg/kg	50 JEB	57 EB	530 JEB	570 JEB	55 EB	44 EB	1000 EB	120 EB	48 JEB	430 JEB	85 JEB	56 JEB	250 EB	20 EB	47 EB	230 EB
Nickel	7440-02-0	mg/kg	5.3	8.5 J+	16 J	16 J	10 J+	7.0 J+	12 J+	6.8 J+	7.8	14	16	9.3	18 J+	2.3 J+	12 J+	5.8 J+
Selenium	7782-49-2	mg/kg	< 3.6 U	< 3.1 U	1.4 J	1.3 J	< 4.2 U	< 2.3 U	< 4.9 U	< 3.7 U	< 2.5 U	< 4.5 U	< 3.8 U	< 2.8 U	< 6.1 U	< 3.1 U	< 3.0 U	< 3.3 U
Silver	7440-22-4	mg/kg	0.14 J-	0.25 J-	1.2 J	0.72 J	0.56 J-	0.070 J-	0.32 J-	0.19 J-	0.20 J	0.41 J	0.94	0.10 J	0.097 J-	0.074 J-	0.93 J-	0.080 J-
Thallium	7440-28-0	mg/kg	< 0.72 U	0.16 J	0.38 J	0.21 J	0.17 J	< 0.47 U	< 0.99 U	< 0.73 U	< 0.49 U	< 0.90 U	< 0.76 U	< 0.56 U	< 1.2 U	0.093 J	< 0.59 U	< 0.66 U
Vanadium	7440-62-2	mg/kg	9.0	11	32 J	35 J	20	32	21	12	10	24	55	23	40	5.4	49	22
Zinc	7440-66-6	mg/kg	95 EB	97 EB	210 JEB	230 JEB	130 EB	100 EB	250 EB	90 EB	100 EB	150 EB	210 EB	75 EB	59 JEB	47 JEB	130 EB	26 JEB
Mercury	7439-97-6	mg/kg	0.20	< 0.14 U	0.78 J	0.75 J	0.28	< 0.11 U	1.2	0.23	0.18	0.57	0.75	0.22	1.3	0.53	0.95	0.73
TCL VOCs																		
1,1,1-Trichloroethane (TCA)	71-55-6	ug/kg	< 8.3 UJ	-	< 18 U	< 18 U	< 10 U	< 7.0 U	< 13 U	< 9.1 U	< 6.6 U	< 8.2 U	< 8.5 UJ	< 6.5 UJ	< 11 U	< 6.3 U	< 7.8 U	< 6.7 U
1,1,2,2-TETRACHLOROETHANE	79-34-5	ug/kg	< 8.3 U	-	< 18 U	< 18 U	< 10 U	< 7.0 U	< 13 U	< 9.1 U	< 6.6 U	< 8.2 U	< 8.5 U	< 6.5 U	< 11 U	< 6.3 U	< 7.8 U	< 6.7 U
1,1,2-TRICHLORO-1,2,2-TRIFLUOROETHANE	76-13-1	ug/kg	< 8.3 UJ	-	< 18 U	< 18 U	< 10 U	< 7.0 U	< 13 U	< 9.1 U	< 6.6 U	< 8.2 U	< 8.5 UJ	< 6.5 UJ	< 11 U	< 6.3 U	< 7.8 U	< 6.7 U
1,1,2-Trichloroethane	79-00-5	ug/kg	< 8.3 U	-	< 18 U	< 18 U	< 10 U	< 7.0 U	< 13 U	< 9.1 U	< 6.6 U	< 8.2 U	< 8.5 U	< 6.5 U	< 11 U	< 6.3 U	< 7.8 U	< 6.7 U
1,1-Dichloroethane	75-34-3	ug/kg	< 8.3 U	-	< 18 U	< 18 U	< 10 U	< 7.0 U	< 13 U	< 9.1 U	< 6.6 U	< 8.2 U	< 8.5 U	< 6.5 U	< 11 U	< 6.3 U	< 7.8 U	< 6.7 U
1,1-Dichloroethene	75-35-4	ug/kg	< 8.3 U	-	< 18 U	< 18 U	< 10 U	< 7.0 U	< 13 U	< 9.1 U	< 6.6 U	< 8.2 U	< 8.5 U	< 6.5 U	< 11 U	< 6.3 U	< 7.8 U	< 6.7 U
1,2,3-Trichlorobenzene	87-61-6	ug/kg	< 8.3 UJ	-	< 3000 U	< 1600 U	< 10 U	< 7.0 U	< 1400 U	< 9.1 U	< 6.6 U	< 8.2 U	< 8.5 UJ	< 6.5 U	< 1200 U	< 6.3 U	< 690 U	< 6.7 U
1,2,3-TRICHLOROPROPANE	96-18-4	ug/kg	< 8.3 U	-	< 18 U	< 18 U	< 10 U	< 7.0 U	< 13 U	< 9.1 U	< 6.6 U	< 8.2 U	< 8.5 U	< 6.5 U	< 11 U	< 6.3 U	< 7.8 U	< 6.7 U
1,2,4-TRICHLOROBENZENE	120-82-1	ug/kg	< 8.3 UJ	-	< 3000 U	< 1600 U	< 10 U	< 7.0 U	< 1400 U	< 9.1 U	< 6.6 U	< 8.2 U	< 8.5 UJ	< 6.5 U	< 1200 U	< 6.3 U	< 690 U	< 6.7 U
1,2,4-Trimethylbenzene	95-63-6	ug/kg	< 8.3 U	-	< 3000 U	< 1600 U	< 10 U	< 7.0 U	< 1400 U	< 9.1 U	< 6.6 U	< 8.2 U	< 8.5 U	< 6.5 U	< 1200 U	< 6.3 U	< 690 U	< 6.7 U
1,2-Dibromo-3-Chloropropane	96-12-8	ug/kg	< 8.3 U	-	< 3000 U	< 1600 U	< 10 U	< 7.0 U	< 1400 U	< 9.1 U	< 6.6 U	< 8.2 U	< 8.5 U	< 6.5 U	< 1200 U	< 6.3 U	< 690 U	< 6.7 U
1,2-Dibromoethane (Ethylene Dibromide)	106-93-4	ug/kg	< 8.3 UJ	-	< 18 U	< 18 U	< 10 U	< 7.0 U	< 13 U	< 9.1 U	< 6.6 U	< 8.2 U	< 8.5 UJ	< 6.5 UJ	< 11 U	< 6.3 U	< 7.8 U	< 6.7 U
1,2-Dichlorobenzene	95-50-1	ug/kg	< 8.3 UJ	-	< 3000 U	< 1600 U	< 10 U	< 7.0 U	< 1400 U	< 9.1 U	< 6.6 U	< 8.2 U	< 8.5 UJ	< 6.5 U	< 1200 U	< 6.3 U	< 690 U	< 6.7 U
1,2-Dichloroethane	107-06-2	ug/kg	< 8.3 UJ	-	< 18 U	< 18 U	< 10 U	< 7.0 U	< 13 U	< 9.1 U	< 6.6 U	< 8.2 U	< 8.5 UJ	< 6.5 UJ	< 11 U	< 6.3 U	< 7.8 U	< 6.7 U
1,2-DICHLOROPROPANE	78-87-5	ug/kg	< 8.3 U	-	< 18 U	< 18 U	< 10 U	< 7.0 U	< 13 U	< 9.1 U	< 6.6 U	< 8.2 U	< 8.5 U	< 6.5 U	< 11 U	< 6.3 U	< 7.8 U	< 6.7 U
1,3,5-Trimethylbenzene (Mesitylene)	108-67-8	ug/kg	< 8.3 U	-	< 3000 U	< 1600 U	< 10 U	< 7.0 U	< 1400 U	< 9.1 U	< 6.6 U	< 8.2 U	< 8.5 U	< 6.5 U	< 1200 U	< 6.3 U	< 690 U	< 6.7 U
1,3-DICHLOROBENZENE	541-73-1	ug/kg	< 8.3 UJ	-	< 3000 U	< 1600 U	< 10 U	< 7.0 U	< 1400 U	< 9.1 UJ	< 6.6 U	< 8.2 U	< 8.5 UJ	< 6.5 UJ	< 1200 U	< 6.3 U	< 690 U	< 6.7 U
1,4-DICHLOROBENZENE	106-46-7	ug/kg	< 8.3 UJ	-	< 3000 U	< 1600 U	< 10 U	< 7.0 U	< 1400 U	< 9.1 U	< 6.6 U	< 8.2 U	< 8.5 UJ	< 6.5 U	< 1200 U	< 6.3 U	< 690 U	< 6.7 U
2-HEXANONE	591-78-6	ug/kg	< 17 U	-	< 35 U	< 35 U	< 20 U	< 14 U	< 26 U	< 18 U	< 13 U	< 16 U	< 17 U	< 13 U	< 21 U	< 13 U	< 16 U	< 13 U
ACETONE	67-64-1	ug/kg	15 JEB	-	< 35 U	< 35 U	< 20 U	40 EB	< 26 U	< 18 U	55 TB	< 16 U	27 EB	11 JEB	< 21 U	15 EB	110 EB	< 13 U
Benzene	71-43-2	ug/kg	< 8.3 U	-	< 18 U	< 18 U	< 10 U	< 7.0 U	< 13 U	< 9.1 U	< 6.6 U	< 8.2 U	< 8.5 U	< 6.5 U	< 11 U	< 6.3 U	< 7.8 U	< 6.7 U
BROMOCHLOROMETHANE	74-97-5	ug/kg	< 8.3 U	-	< 18 U	< 18 U	< 10 U	< 7.0 U	< 13 U	< 9.1 U	< 6.6 U	< 8.2 U	< 8.5 U	< 6.5 U	< 11 U	< 6.3 U	< 7.8 U	< 6.7 U
BROMODICHLOROMETHANE	75-27-4	ug/kg	< 8.3 U	-	< 18 U	< 18 U	< 10 U	< 7.0 U	< 13 U	< 9.1 U	< 6.6 U	< 8.2 U	< 8.5 U	< 6.5 U	< 11 U	< 6.3 U	< 7.8 U	< 6.7 U
BROMOFORM	75-25-2	ug/kg	< 8.3 U	-	< 3000 U	< 1600 U	< 10 U	< 7.0 U	< 1400 U	< 9.1 U	< 6.6 U	< 8.2 U	< 8.5 U	< 6.5 U	< 1200 U	< 6.3 U	< 690 U	< 6.7 U
BROMOMETHANE	74-83-9	ug/kg	< 8.3 U	-	< 18 U	< 18 U	< 10 U	< 7.0 U	< 13 U	< 9.1 U	< 6.6 U	< 8.2 U	< 8.5 U	< 6.5 U	< 11 U	< 6.3 U	< 7.8 U	< 6.7 U
CARBON DISULFIDE	75-15-0	ug/kg	< 8.3 U	-	< 18 U	< 18 U	< 10 U	7.6	< 13 U	< 9.1 U	< 6.6 U	< 8.2 U	1.3 J	0.88 J	< 11 U	< 6.3 U	3.9 J	< 6.7 U
CARBON TETRACHLORIDE	56-23-5	ug/kg	< 8.3 UJ	-	< 18 U	< 18 U	< 10 U	< 7.0 U	< 13 U	< 9.1 U	< 6.6 U	< 8.2 U	< 8.5 UJ	< 6.5 UJ	< 11 U	< 6.3 U	< 7.8 U	< 6.7 U
Chlorobenzene	108-90-7	ug/kg	< 8.3 UJ	-	< 18 U	< 18 U	< 10 U	< 7.0 U	< 13 U	< 9.1 U	< 6.6 U	< 8.2 U	< 8.5 UJ	< 6.5 U	< 11 U	< 6.3 U	< 7.8 U	< 6.7 U
CHLOROETHANE	75-00-3	ug/kg	< 8.3 U	-	< 18 U	< 18 U	< 10 U	< 7.0 U	< 13 U	< 9.1 U	< 6.6 U	< 8.2 U	< 8.5 U	< 6.5 U	< 11 U	< 6.3 U	< 7.8 U	< 6.7 U
Chloroform	67-66-3	ug/kg	< 8.3 U	-	< 18 U	< 18 U	< 10 U	< 7.0 U	< 13 U	< 9.1 U	< 6.6 U	< 8.2 U	< 8.5 U	< 6.5 U	< 11 U	< 6.3 U	< 7.8 U	< 6.7 U
CHLOROMETHANE	74-87-3	ug/kg	< 8.3 U	-	< 18 U	< 18 U	< 10 U	< 7.0 U	< 13 U	< 9.1 U	< 6.6 U	< 8.2 U	< 8.5 U	< 6.5 U	< 11 U	< 6.3 U	< 7.8 U	< 6.7 U
CIS-1,2-DICHLOROETHYLENE	156-59-2	ug/kg	< 8.3 U	-	< 18 U	< 18 U	< 10 U	< 7.0 U	< 13 U	< 9.1 U	< 6.6 U	< 8.2 U	< 8.5 U	< 6.5 U	< 11 U	< 6.3 U	< 7.8 U	< 6.7 U
cis-1,3-Dichloropropene	10061-01-5	ug/kg	< 8.3 U	-	< 18 U	< 18 U	< 10 U	< 7.0 U	< 13 U	< 9.1 U	< 6.6 U	< 8.2 U	< 8.5 U	< 6.5 U	< 11 U	< 6.3 U	< 7.8 U	< 6.7 U
Cyclohexane	110-82-7	ug/kg	< 8.3 U	-	< 18 U	< 18 U	< 10 U	< 7.0 U	< 13 U	< 9.1 U	< 6.6 U	< 8.2 U	< 8.5 U	< 6.5 U	< 11 U	< 6.3 U	< 7.8 U	< 6.7 U
DIBROMOCHLOROMETHANE	124-48-1	ug/kg	< 8.3 U	-	< 18 U	< 18 U	< 10 U	< 7.0 U	< 13 U	< 9.1 U	< 6.6 U	< 8.2 U	< 8.5 U	< 6.5 U	< 11 U	< 6.3 U	< 7.8 U	< 6.7 U
Dichlorodifluoromethane	75-71-8	ug/kg	< 8.3 U	-	< 18 U	< 18 U	< 10 U	< 7.0 U	< 13 U	< 9.1 U	< 6.6 U	< 8.2 U	< 8.5 U	< 6.5 U	< 11 U	< 6.3 U	< 7.8 U	< 6.7 U
Ethylbenzene	100-41-4	ug/kg	< 8.3 U	-	< 18 U	< 18 U	< 10 U	< 7.0 U	< 13 U	< 9.1 U	< 6.6 U	< 8.2 U	< 8.5 U	< 6.5 U	< 11 U	< 6.3 U	< 7.8 U	< 6.7 U
Isopropylbenzene (Cumene)	98-82-8	ug/kg	< 8.3 U	-	< 3000 U	< 1600 U	< 10 U	< 7.0 U	< 1400 U	< 9.1 U	< 6.6 U	< 8.2 U	< 8.5 U	< 6.5 U	< 1200 U	< 6.3 U	< 690 U	< 6.7 U
m,p-Xylene	179601-23-1	ug/kg	< 8.3 U	-	< 18 U	< 18 U	< 10 U	< 7.0 U	< 13 U	< 9.1 U	< 6.6 U	< 8.2 U	< 8.5 U	< 6.5 U	< 11 U	< 6.3 U	< 7.8 U	< 6.7 U
METHYL ACETATE	79-20-9	ug/kg	< 8.3 UJ	-	6300	3700	< 10 U	< 7.0 U	2600	< 9.1 U	< 6.6 U	< 8.2 U	< 8.5 UJ	< 6.5 UJ	1700	< 6.3 U	< 7.8 U	< 6.7 U
Methyl Ethyl Ketone (2-Butanone)	78-93-3	ug/kg	< 17 U	-	< 35 U	< 35 U	< 20 U	12 J	< 26 U	< 18 U	19	< 16 U	< 17 U	< 13 U	< 21 U	< 13 U	27	< 13 U
METHYL ISOBUTYL KETONE (4-METHYL-2-PENTANONE)	108-10-1	ug/kg	< 17 U	-	< 35 U	< 35 U	< 20 U	< 14 U	< 26 U	< 18 U	< 13 U	< 16 U	< 17 U	< 13 U	< 21 U	< 13 U	< 16 U	< 13 U
Methylcyclohexane	108-87-2	ug/kg	< 8.3 U	-	< 18 U	< 18 U	< 10 U	< 7.0 U	< 13 U	< 9.1 U	< 6.6 U	< 8.2 U	< 8.5 U	< 6.5 U	< 11 U	< 6.3 U	< 7.8 U	< 6.7 U
Methylene Chloride	75-09-2	ug/kg	8.5 JTB	-	< 18 UJ	18 JTB	< 10 U	< 7.0 U	17 J+	< 9.1 U	< 6.6 U	< 8.2 U	< 8.5 UJ	< 6.5 UJ	< 1200 U	< 6.3 U	< 7.8 U	< 11.0 U
o-Xylene (1,2-Dimethylbenzene)	95-47-6	ug/kg	< 8.3 U	-	< 18 U	< 18 U	< 10 U	< 7.0 U	< 13 U	< 9.1 U	< 6.6 U	< 8.2 U	< 8.5 U	< 6.5 U	< 11 U	< 6.3 U	< 7.8 U	< 6.7 U
Styrene	100-42-5	ug/kg	< 8.3 U	-	< 18 U	< 18 U	< 10 U	< 7.0 U	< 13 U	< 9.1 U	< 6.6 U	< 8.2 U	< 8.5 U	< 6.5 U	< 11 U	< 6.3 U	< 7.8 U	< 6.7 U
TERT-BUTYL METHYL ETHER	1634-04-4	ug/kg	< 8.3 UJ	-	< 18 U	< 18 U	< 10 U	< 7.0 U	< 13 U	< 9.1 U	< 6.6 U	< 8.2 U	< 8.5 UJ	< 6.5 UJ	< 11 U	< 6.3 U	< 7.8 U	< 6.7 U
Tetrachloroethylene (PCE)	127-18-4	ug/kg	< 8.3 U	-	< 18 U	< 18 U	< 10 U	< 7.0 U	< 13 U	< 9.1 U	< 6.6 U	< 8.2 U	< 8.5 U	< 6.5 U	< 11 U	< 6.3 U	< 7.8 U	< 6.7 U
Toluene	108-88-3	ug/kg	< 8.3 U	-	< 18 U	< 18 U	< 10 U	< 7.0 U	< 13 U	< 9.1 U	< 6.6 U	< 8.2 U	< 8.5 U	< 6.5 U	< 11 U	< 6.3 U	< 7.8 U	< 6.7 U
Trans-1,2-Dichloroethylene	156-60-5	ug/kg	< 8.3 U	-	< 18 U	< 18 U	< 10 U	< 7.0 U	< 13 U	< 9.1 U	< 6.6 U	< 8.2 U	< 8.5 U	< 6.5 U	< 11 U	< 6.3 U	< 7.8 U	< 6.7 U
Trans-1,3-Dichloropropene	10061-02-6	ug/kg	< 8.3 U	-	< 18 U	< 18 U	< 10 U	< 7.0 U	< 13 U	< 9.1 U	< 6.6 U	< 8.2 U	< 8.5 U	< 6.5 U	< 11 U	< 6.3 U	< 7.8 U	< 6.7 U
Trichloroethylene (TCE)	79-01-6	ug/kg	< 8.3 U	-	< 18 U	< 18 U	< 10 U	< 7.0 U	< 13 U	< 9.1 U	< 6.6 U	< 8.2 U	< 8.5 U	< 6.5 U	< 11 U	< 6.3 U	< 7.8 U	< 6.7 U
Trichlorofluoromethane	75-69-4	ug/kg	< 8.3 UJ	-	< 18 U	< 18 U	< 10 U	< 7.0 U	< 13 U	< 9.1 U	< 6.6 U	< 8.2 U	< 8.5 UJ	< 6.5 UJ	< 11 U	< 6.3 U	< 7.8 U	< 6.7 U
Vinyl Chloride	75-01-4	ug/kg	< 8.3 U	-	< 18 U	< 18 U	< 10 UJ	< 7.0 UJ	< 13 U	< 9.1 U	< 6.6 U	< 8.2 U	< 8.5 U	< 6.5 U	< 11 U	< 6.3 U	< 7.8 U	< 6.7 U

Table 12
Phase 2 Reach Floodplain Soil Analytical Results
Phase 2 Data Evaluation Summary Memorandum
Lower Neponset River
Boston and Milton, Massachusetts

Analyte	CAS Number	Units	24D-0008 24D-0008-BS 6/18/2024 N 1 - 2 ft	24D-0008 24D-0008-CS 6/18/2024 N 2 - 2.3 ft	24D-0009 24D-0009-AD 6/18/2024 FD 0 - 1 ft	24D-0009 24D-0009-AS 6/18/2024 N 0 - 1 ft	24D-0009 24D-0009-BS 6/18/2024 N 1 - 2 ft	24D-0009 24D-0009-CS 6/18/2024 N 2 - 3 ft	24D-0010 24D-0010-AS 6/18/2024 N 0 - 1 ft	24D-0010 24D-0010-BS 6/18/2024 N 1 - 2 ft	24D-0010 24D-0010-CS 6/18/2024 N 2 - 3 ft	24D-0011 24D-0011-AS 6/18/2024 N 0 - 1 ft	24D-0011 24D-0011-BS 6/18/2024 N 1 - 2 ft	24D-0011 24D-0011-CS 6/18/2024 N 2 - 3 ft	24D-0012 24D-0012-AS 6/17/2024 N 0 - 1 ft	24D-0012 24D-0012-BS 6/17/2024 N 1 - 2 ft	24D-0012 24D-0012-CS 6/17/2024 N 2 - 2.5 ft	24D-0013 24D-0013-AS 6/17/2024 N 0 - 1 ft
TCL SVOCs																		
1,2,4,5-TETRACHLOROBENZENE	95-94-3	ug/kg	< 300 U	< 280 U	< 560 U	< 550 U	< 350 U	< 210 U	< 420 U	< 320 U	< 240 U	< 310 U	< 300 U	< 220 U	< 420 U	< 270 U	< 290 U	< 230 U
1,4-Dioxane (P-Dioxane)	123-91-1	ug/kg	< 120 U	< 110 U	< 220 U	< 220 U	< 140 U	< 83 U	< 170 U	< 130 U	< 92 U	< 120 U	< 120 U	< 87 U	< 160 U	< 100 U	< 120 U	< 89 U
1-Methylnaphthalene	90-12-0	ug/kg	4.0 J	< 5.3 U	< 11 U	< 11 U	23	63 J	5.8 J	< 6.2 U	2.1 J	12	5.3 J	22	4.0 J	< 5.2 U	< 5.7 U	12
2,3,4,6-TETRACHLOROPHENOL	58-90-2	ug/kg	< 300 U	< 280 U	< 560 U	< 550 U	< 350 U	< 210 U	< 420 U	< 320 U	< 240 U	< 310 U	< 300 U	< 220 U	< 420 U	< 270 U	< 290 U	< 230 U
2,4,5-TRICHLOROPHENOL	95-95-4	ug/kg	< 300 U	< 280 U	< 560 U	< 550 U	< 350 U	< 210 U	< 420 U	< 320 U	< 240 U	< 310 U	< 300 U	< 220 U	< 420 U	< 270 U	< 290 U	< 230 U
2,4,6-TRICHLOROPHENOL	88-06-2	ug/kg	< 300 U	< 280 U	< 560 U	< 550 U	< 350 U	< 210 U	< 420 U	< 320 U	< 240 U	< 310 U	< 300 U	< 220 U	< 420 U	< 270 U	< 290 U	< 230 U
2,4-DICHLOROPHENOL	120-83-2	ug/kg	< 300 U	< 280 U	< 560 U	< 550 U	< 350 U	< 210 U	< 420 U	< 320 U	< 240 U	< 310 U	< 300 U	< 220 U	< 420 U	< 270 U	< 290 U	< 230 U
2,4-DIMETHYLPHENOL	105-67-9	ug/kg	< 300 U	< 280 U	< 560 U	< 550 U	< 350 U	< 210 U	< 420 U	< 320 UJ	< 240 U	< 310 U	< 300 U	< 220 U	< 420 U	< 270 U	< 290 U	< 230 U
2,4-DINITROPHENOL	51-28-5	ug/kg	< 580 U	< 530 U	< 1100 U	< 1100 U	< 670 U	< 410 U	< 820 U	< 620 U	< 460 U	< 600 U	< 580 U	< 430 U	< 810 U	< 520 U	< 570 U	< 440 U
2,4-DINITROTOLUENE	121-14-2	ug/kg	< 300 U	< 280 U	< 560 U	< 550 U	< 350 U	< 210 U	< 420 U	< 320 U	< 240 U	< 310 U	< 300 U	< 220 U	< 420 U	< 270 U	< 290 U	< 230 U
2,6-DINITROTOLUENE	606-20-2	ug/kg	< 300 U	< 280 U	< 560 U	< 550 U	< 350 U	< 210 U	< 420 U	< 320 U	< 240 U	< 310 U	< 300 U	< 220 U	< 420 U	< 270 U	< 290 U	< 230 U
2-CHLORONAPHTHALENE	91-58-7	ug/kg	< 300 U	< 280 U	< 560 U	< 550 U	< 350 U	< 210 U	< 420 U	< 320 U	< 240 U	< 310 U	< 300 U	< 220 U	< 420 U	< 270 U	< 290 U	< 230 U
2-CHLOROPHENOL	95-57-8	ug/kg	< 300 U	< 280 U	< 560 U	< 550 U	< 350 U	< 210 U	< 420 U	< 320 U	< 240 U	< 310 U	< 300 U	< 220 U	< 420 U	< 270 U	< 290 U	< 230 U
2-Methylnaphthalene	91-57-6	ug/kg	5.1 J	1.7 J	< 11 U	3.5 J	28	93 J	7.3 J	< 6.2 U	2.6 J	15	6.9	28	4.9 J	< 5.2 U	< 5.7 U	15
2-METHYLPHENOL (O-CRESOL)	95-48-7	ug/kg	< 580 U	< 530 U	< 1100 U	< 1100 U	< 670 U	< 410 U	< 820 U	< 620 U	< 460 U	< 600 U	< 580 U	< 430 U	< 810 U	< 520 U	< 570 U	< 440 U
2-NITROANILINE	88-74-4	ug/kg	< 300 U	< 280 U	< 560 U	< 550 U	< 350 U	< 210 U	< 420 U	< 320 U	< 240 U	< 310 U	< 300 U	< 220 U	< 420 U	< 270 U	< 290 U	< 230 U
2-NITROPHENOL	88-75-5	ug/kg	< 300 U	< 280 U	< 560 U	< 550 U	< 350 U	< 210 U	< 420 U	< 320 U	< 240 U	< 310 U	< 300 UJ	< 220 U	< 420 U	< 270 U	< 290 U	< 230 U
3,3'-DICHLOROBENZIDINE	91-94-1	ug/kg	< 580 U	< 530 U	< 1100 U	< 1100 U	< 670 U	< 410 U	< 820 U	< 620 U	< 460 U	< 600 U	< 580 U	< 430 U	< 810 U	< 520 U	< 570 U	< 440 U
3-NITROANILINE	99-09-2	ug/kg	< 580 U	< 530 U	< 1100 U	< 1100 U	< 670 U	< 410 U	< 820 U	< 620 U	< 460 U	< 600 U	< 580 U	< 430 U	< 810 U	< 520 U	< 570 U	< 440 U
4,6-DINITRO-2-METHYLPHENOL	534-52-1	ug/kg	< 580 U	< 530 U	< 1100 U	< 1100 U	< 670 U	< 410 U	< 820 U	< 620 U	< 460 U	< 600 U	< 580 U	< 430 U	< 810 U	< 520 U	< 570 U	< 440 U
4-BROMOPHENYL PHENYL ETHER	101-55-3	ug/kg	< 300 U	< 280 U	< 560 U	< 550 U	< 350 U	< 210 U	< 420 U	< 320 U	< 240 U	< 310 U	< 300 U	< 220 U	< 420 U	< 270 U	< 290 U	< 230 U
4-CHLORO-3-METHYLPHENOL	59-50-7	ug/kg	< 300 U	< 280 U	< 560 U	< 550 U	< 350 U	< 210 U	< 420 U	< 320 U	< 240 U	< 310 U	< 300 U	< 220 U	< 420 U	< 270 U	< 290 U	< 230 U
4-CHLOROANILINE	106-47-8	ug/kg	< 580 U	< 530 U	< 1100 U	< 1100 U	< 670 U	< 410 U	< 820 U	< 620 U	< 460 U	< 600 U	< 580 U	< 430 U	< 810 U	< 520 U	< 570 U	< 440 U
4-CHLOROPHENYL PHENYL ETHER	7005-72-3	ug/kg	< 300 U	< 280 U	< 560 U	< 550 U	< 350 U	< 210 U	< 420 U	< 320 U	< 240 U	< 310 U	< 300 U	< 220 U	< 420 U	< 270 U	< 290 U	< 230 U
4-METHYLPHENOL (P-CRESOL)	106-44-5	ug/kg	< 580 U	< 530 U	< 1100 U	< 1100 U	< 670 U	< 410 U	< 820 U	< 620 U	< 460 U	< 600 U	< 580 U	< 430 U	< 810 U	< 520 U	< 570 U	< 440 U
4-Nitroaniline	100-01-6	ug/kg	< 580 U	< 530 U	< 1100 U	< 1100 U	< 670 U	< 410 U	< 820 U	< 620 U	< 460 U	< 600 U	< 580 U	< 430 U	< 810 U	< 520 U	< 570 U	< 440 U
4-NITROPHENOL	100-02-7	ug/kg	< 580 U	< 530 U	< 1100 U	< 1100 U	< 670 U	< 410 U	< 820 U	< 620 U	< 460 U	< 600 U	< 580 U	< 430 U	< 810 U	< 520 U	< 570 U	< 440 U
Acenaphthene	83-32-9	ug/kg	24	4.9 J	4.7 J	11	71	500	21 J	< 320 U	8.3 J	68 J	18	100	13	2.7 J	1.9 J	48
ACENAPHTHYLENE	208-96-8	ug/kg	15	8.6	6.5 J	9.0 J	40	< 210 U	29	2.9 J	9.6	32	14	19	16	4.0 J	2.1 J	27
Acetophenone	98-86-2	ug/kg	< 580 U	< 530 U	< 1100 U	< 1100 U	< 670 U	< 410 U	< 820 U	< 620 U	< 460 U	< 600 U	< 580 U	< 430 U	< 810 U	< 520 U	< 570 U	160 J
ANTHRACENE	120-12-7	ug/kg	75	24	18	30	190	1000	63	5.3 J	30	190	42	330	39	12	6.7	120
ATRAZINE	1912-24-9	ug/kg	< 580 U	< 530 U	< 1100 U	< 1100 U	< 670 U	< 410 U	< 820 U	< 620 U	< 460 U	< 600 U	< 580 U	< 430 U	< 810 U	< 520 U	< 570 U	< 440 U
BENZALDEHYDE	100-52-7	ug/kg	< 580 U	< 530 U	< 1100 U	< 1100 U	< 670 U	< 410 U	< 820 U	< 620 U	< 460 U	< 600 U	< 580 U	< 430 U	< 810 U	< 520 U	< 570 U	< 440 U
BENZO(A)ANTHRACENE	56-55-3	ug/kg	230	80	77 J	150 J	530	1900	300	20	160	530	290	520	190	39	22	340
BENZO(A)PYRENE	50-32-8	ug/kg	220	110	96 J	170 J	270	830	190	13	73	310	140	260	110	42	21	200
Benzo(B)Fluoranthene	205-99-2	ug/kg	230 J	110 J	110 J	170 J	450 J	2100	380 J	24 J	160 J	710	260 J	520	240 J	41 J	20 J	330 J
Benzo(G,H,I)Perylene	191-24-2	ug/kg	130	58	67 J	120 J	30	91 J	25	1.9 J	8.9	30	11	21	14	23	13	22
Benzo(K)Fluoranthene	207-08-9	ug/kg	94	32	40 J	67 J	170	780	150	9.4	57	220	64	190	86	15	7.9	130
BENZYL BUTYL PHTHALATE	85-68-7	ug/kg	< 300 U	< 280 U	< 560 U	< 550 U	< 350 U	< 210 U	< 420 U	< 320 U	< 240 U	< 310 U	< 300 U	< 220 U	< 420 U	< 270 U	< 290 U	< 230 U
BIPHENYL (DIPHENYL)	92-52-4	ug/kg	< 300 U	< 280 U	< 560 U	< 550 U	< 350 U	< 210 U	< 420 U	< 320 U	< 240 U	< 310 U	< 300 U	< 220 U	< 420 U	< 270 U	< 290 U	< 230 U
BIS(2-CHLOROETHOXY) METHANE	111-91-1	ug/kg	< 300 U	< 280 U	< 560 U	< 550 U	< 350 U	< 210 U	< 420 U	< 320 U	< 240 U	< 310 U	< 300 U	< 220 U	< 420 U	< 270 U	< 290 U	< 230 U
BIS(2-CHLOROETHYL) ETHER (2-CHLOROETHYL ETHER)	111-44-4	ug/kg	< 580 U	< 530 U	< 1100 U	< 1100 U	< 670 U	< 410 U	< 820 U	< 620 U	< 460 U	< 600 U	< 580 U	< 430 U	< 810 U	< 520 U	< 570 U	< 440 U
BIS(2-CHLOROISOPROPYL) ETHER	108-60-1	ug/kg	< 580 U	< 530 U	< 1100 U	< 1100 U	< 670 U	< 410 U	< 820 U	< 620 U	< 460 U	< 600 U	< 580 U	< 430 U	< 810 U	< 520 U	< 570 U	< 440 U
BIS(2-ETHYLHEXYL) PHTHALATE	117-81-7	ug/kg	< 300 U	< 280 U	< 560 U	< 550 U	670	690	< 420 U	< 320 U	< 240 U	260 J	210 J	< 220 U	170 J	< 270 U	< 290 U	< 230 U
Caprolactam	105-60-2	ug/kg	< 580 U	< 530 U	< 1100 U	< 1100 U	< 670 U	< 410 U	< 820 U	< 620 U	< 460 U	< 600 U	< 580 U	< 430 U	< 810 U	< 520 U	< 570 U	< 440 U
CARBAZOLE	86-74-8	ug/kg	< 580 U	< 530 U	< 1100 U	< 1100 U	89 J	630	< 820 U	< 620 U	< 460 U	86 J	< 580 U	140 J	< 810 U	< 520 U	< 570 U	51 J
CHRYSENE	218-01-9	ug/kg	230	80	90	140	530	1900	360	19	140	580	230	500	230	32	16	320
DIBENZ(A,H)ANTHRACENE	53-70-3	ug/kg	40	14	18	31	79	270	61	< 6.2 U	21	78	29	59	33	6.1	3.3 J	54
Dibenzofuran	132-64-9	ug/kg	< 300 U	< 280 U	< 560 U	< 550 U	< 350 U	380	< 420 U	< 320 U	< 240 U	< 310 U	< 300 U	88 J	< 420 U	< 270 U	< 290 U	< 230 U
Diethyl Phthalate	84-66-2	ug/kg	< 300 U	< 280 U	< 560 U	< 550 U	< 350 U	< 210 U	< 420 U	< 320 U	< 240 U	< 310 U	< 300 U	< 220 U	< 420 U	< 270 U	< 290 U	< 230 U
DIMETHYL PHTHALATE	131-11-3	ug/kg	< 300 U	< 280 U	< 560 U	< 550 U	< 350 U	< 210 U	< 420 U	< 320 U	< 240 U	< 310 U	< 300 U	< 220 U	< 420 U	< 270 U	< 290 U	< 230 U
Di-N-Butyl Phthalate	84-74-2	ug/kg	< 300 U	< 280 U	< 560 U	< 550 U	< 350 U	< 210 U	< 420 U	< 320 U	< 240 U	< 310 U	< 300 U	< 220 U	< 420 U	< 270 U	< 290 U	60 J
DI-N-OCTYLPHTHALATE	117-84-0	ug/kg	< 580 U	< 530 U	< 1100 U	< 1100 U	< 670 U	< 410 U	< 820 U	< 620 U	< 460 U	< 600 U	< 580 U	< 430 U	< 810 U	< 520 U	< 570 U	< 440 U
FLUORANTHENE	206-44-0	ug/kg	470	200	160 J	310 J	1100	4800	750	41	320	1100	530	1200	530	82	44	830
FLUORENE	86-73-7	ug/kg	22	6.5	5.1 J	10 J	80	670	21	1.4 J	9.5	55	19	130	14	3.6 J	2.2 J	41
HEXACHLOROBENZENE	118-74-1	ug/kg	< 300 U	< 280 U	< 560 U	< 550 U	< 350 U	< 210 U	< 420 U	< 320 U	< 240 U	< 310 U	< 300 U	< 220 U	< 420 U	< 270 U	< 290 U	< 230 U
Hexachlorobutadiene	87-68-3	ug/kg	< 300 U	< 280 U	< 560 U	< 550 U	< 350 U	< 210 U	< 420 U	< 320 U	< 240 U	< 310 U	< 300 U	< 220 U	< 420 U	< 270 U	< 290 U	< 230 U
HEXACHLOROCYCLOPENTADIENE	77-47-4	ug/kg	< 580 U	< 530 U	< 1100 U	< 1100 U	< 670 U	< 410 U	< 820 U	< 620 U	< 460 U	< 600 U	< 580 U	< 430 U	< 810 U	< 520 U	< 570 U	< 440 U
HEXACHLOROETHANE	67-72-1	ug/kg	< 300 U	< 280 U	< 560 U	< 550 U	< 350 U	< 210 U	< 420 U	< 320 U	< 240 U	< 310 U	< 300 U	< 220 U	< 420 U	< 270 U	< 290 U	< 230 U
INDENO(1,2,3-C,D)PYRENE	193-39-5	ug/kg	110	44	53 J	91 J	130	570	130	8.7	47	180	61	130	69	19	10	120
ISOPHORONE	78-59-1	ug/kg	< 300 U	< 280 U	< 560 U	< 550 U	< 350 U	< 210 U	< 420 U	< 320 U	< 240 U	< 310 U	< 300 U	< 220 U	< 420 U	< 270 U	< 290 U	< 230 U
Naphthalene	91-20-3	ug/kg	8.7	3.3 J	4.1 J	5.8 J	160	220	14	< 6.2 U	4.8	35	12	53	11	1.8 J	< 5.7 U	24
NITROBENZENE	98-95-3	ug/kg	< 300 U	< 280 U	< 560 U	< 550 U	< 350 U	< 210 U	< 420 U	< 320 U	< 240 U	< 310 U	< 300 U	< 220 U	< 420 U	< 270 U	< 290 U	< 230 U
N-NITROSODI-N-PROPYLAMINE	621-64-7	ug/kg	< 300 U	< 280 U	< 560 U	< 550 U	< 350 U	< 210 U	< 420 U	< 320 U	< 240 U	< 310 U	< 300 U	< 220 U	< 420 U	< 270 U	< 290 U	< 230 U
N-NITROSODIPHENYLAMINE	86-30-6	ug/kg	< 300 U	< 280 U	< 560 U	< 550 U	< 350 U	< 210 U	< 420 U	< 320 U	< 240 U	< 310 U	< 300 U	< 220 U	< 420 U	< 270 U	< 290 U	< 230 U
PENTACHLOROPHENOL	87-86-5	ug/kg	< 12 U	< 11 U	< 22 U	< 22 U	< 14 U	< 410 U	< 17 U	< 13 U	< 9.3 U	2.5 J	< 12 U	< 8.8 U	< 16 U	< 11 U	< 12 U	< 9.0 U
PHENANTHRENE	85-01-8	ug/kg	310	110	79 J	150 J	940	4700	390	20	170	770	360	1200	280	51	24	540
PHENOL	108-95-2	ug/kg	< 580 U	< 530 U	< 1100 U	< 1100 U	< 670 U	< 410 U	< 820 U	< 620 U	< 460 U	< 600 U	< 580 U	< 430 U	< 810 U	< 520 U	< 570 U	< 440 U
PYRENE	129-00-0	ug/kg	410	180	150 J	280 J	790	3200	480	27	210	730	410	760	330	74	37	590

Table 12
Phase 2 Reach Floodplain Soil Analytical Results
Phase 2 Data Evaluation Summary Memorandum
Lower Neponset River
Boston and Milton, Massachusetts

Analyte	CAS Number	Units	24D-0013 24D-0013-BS 6/17/2024 N 1 - 2 ft	24D-0013 24D-0013-CS 6/17/2024 N 2 - 2.1 ft	24D-0014 24D-0014-AS 6/17/2024 N 0 - 1 ft	24D-0014 24D-0014-BS 6/17/2024 N 1 - 1.6 ft	24D-0015 24D-0015-AS 6/17/2024 N 0 - 1 ft	24D-0016 24D-0016-AS 6/14/2024 N 0 - 1 ft	24D-0016 24D-0016-BS 6/14/2024 N 1 - 1.3 ft	24D-0017 24D-0017-AS 6/14/2024 N 0 - 0.4 ft	24D-0018 24D-0018-AS 6/14/2024 N 0 - 1 ft	24D-0019 24D-0019-AS 6/14/2024 N 0 - 1 ft	24D-0019 24D-0019-BS 6/14/2024 N 1 - 1.6 ft	24D-0020 24D-0020-AS 6/5/2024 N 0 - 1 ft	24D-0020 24D-0020-BS 6/5/2024 N 1 - 2 ft	24D-0020 24D-0020-CS 6/5/2024 N 2 - 3 ft	24D-0021 24D-0021-AS 6/5/2024 N 0 - 1 ft	24D-0021 24D-0021-BS 6/5/2024 N 1 - 2 ft
PCDD/F																		
1,2,3,4,6,7,8-HpCDD	35822-46-9	pg/g	219	93.8	120	16.5 JNEB	383 EB	809	302	136	1320	1490	133	1570	902	24.9	1590	750
1,2,3,4,6,7,8-HpCDF	67562-39-4	pg/g	74.2	43.8	68	12.1 JNEB	243 EB	434	125	76.1	866	991	74.3	1020	412	9.34	889	406
1,2,3,4,7,8,9-HpCDF	55673-89-7	pg/g	3.69	1.82 JN	2.38 JN	< 6.55 UJ	5.53	20.3 JN	5.25	1.93 J	25.2	24.8 JN	2.03 JN	29	15.2	< 0.239 U	26.2	17.1
1,2,3,4,7,8-HxCDD	39227-28-6	pg/g	3.14 JN	0.817 JN	1.27 JN	< 2.38 U	4.19	15.8 J	2.7 B	1.48 J+	11.9	10.9	1.01 JN	18.2	7.98 J	0.462 JN	16 J	8.26 J
1,2,3,4,7,8-HxCDF	70648-26-9	pg/g	5.47 J	5.11 J	4.93 J	< 2.3 U	6.89	24.1 JN	7.91	3.6	50.9	53.4	4.25	48.5 J	32.3 J	0.677 J	51.6 J	45.1 J
1,2,3,6,7,8-HxCDD	57653-85-7	pg/g	9.41	4.78	6.41	< 3.01 UJ	23.7	40.6	11.6	5.8	53.4	63.9	5.03 JN	71.8	46.2 J	1.44 J	86.8 J	41.1 J
1,2,3,6,7,8-HxCDF	57117-44-9	pg/g	2.45	2.11 JN	2.9	< 2.76 UJ	4.4 J	22 J	4.49	2.04 J	30.5	27.3	2.15 J	24.1	14.4	< 0.265 U	28.7	32.4
1,2,3,7,8,9-HxCDD	19408-74-3	pg/g	3.68	2.65	3.34	< 9.22 UJ	11.5	23 JN	6.27	3.12	32.3	31.5	3.22	40.4	22.3	0.639 J	43.8	20.1
1,2,3,7,8,9-HxCDF	72918-21-9	pg/g	< 0.656 U	< 0.661 U	< 0.927 U	< 4.38 UJ	< 0.349 U	< 9.27 U	< 0.83 U	< 0.268 U	< 1.76 U	< 1.81 U	< 0.19 U	7.77	< 0.449 U	< 0.323 U	< 0.245 U	< 0.742 U
1,2,3,7,8-PeCDD	40321-76-4	pg/g	2.4 J	< 0.552 UJ	< 0.677 UJ	< 1.8 UJ	1.94 J	< 11.4 UJ	1.2 JN	0.525 JN	5 JN	5.42 J	0.577 JN	5.41	3.61 J	< 0.329 UJ	6.17	5.48 J
1,2,3,7,8-PeCDF	57117-41-6	pg/g	1.02 JN	1.3 J	0.887 JN	< 0.892 U	1.17 J	22.5 J	1.96 J	0.57 J	6.63	8.8	0.817 J	7	6.41	< 0.219 U	6.86	18.5
2,3,4,6,7,8-HxCDF	60851-34-5	pg/g	3.16 JN	2.33 JN	2.86	< 9.93 UJ	7.97	24.2 J	5.68 J	2.16 JN	31.5 J	31 J	2.36 J	25.5	16.3	0.405 JN	29.2	42
2,3,4,7,8-PeCDF	57117-31-4	pg/g	7.23 J+	7.83 J+	3.6 JN	< 1.67 U	9.01 J	< 9.96 UJ	10.2 JN	2.66 JN	23.7 J	39.3 J	3.89 J	41	35.9	0.886 JN	30.9	55.9
2,3,7,8-TCDD	1746-01-6	pg/g	< 0.928 UJ	< 0.967 UJ	< 0.969 UJ	< 0.951 UJ	0.538 JN	< 13.4 UJ	0.722 JN	< 0.357 UJ	1.25 J	1.01 JN	0.191 JN	1.6	1.13 JN	< 0.952 UJ	2.32 J	2.75 J
2,3,7,8-TCDF	51207-31-9	pg/g	1.75 J	2.64 J	1.77 J	< 0.743 UJ	2.41 J	24.8 J	4.56 J	0.844 JN	9.23 J	15.7 J	1.26 JN	17.6	15.6	< 0.223 U	14.9	29.6
OCDD	3268-87-9	pg/g	3130	771	843	188 J-EB	3020 EB	5620	3050	884	9360 J-	10600 J	949	9120 EB	7130 EB	214 EB	11700 JEB	5170 EB
OCDF	39001-02-0	pg/g	106	55	72.9	< 21.7 UJ	238	455	166	79.4	1010 J-	929	71.1	869	460	12.5	938	397
Total HpCDD	RA_Total_HpCDD	pg/g	449	168.8	220	32.1	679	1479	588	253	2400	2670	253	2740	1605	45.6	2880	1350
Total HpCDF	RA_Total_HpCDF	pg/g	184.89	97.42	128.18	25.7	500.57	843.3	279.48	151.57	1611.1	1979.4	154.6	1990.3	880.43	21.04	1750.7	833.2
Total HxCDD	RA_Total_HxCDD	pg/g	48.11	28.297	39.4	< 9.22 U	147.84	305.6	76.714	39.399	408.53	452.44	36.061	490.6	280.12	6.951	537.17	301.04
Total HxCDF	RA_Total_HxCDF	pg/g	69.78	45.04	54.27	8.49 U	187.561	347.3	126.77	53.94	739.231	781.91	55.778	714.69	354.604	8.11	629.18	506.86
Total PeCDD	RA_Total_PeCDD	pg/g	4.42	1.702 U	3.73 U	< 1.8 U	18.832	< 11.4 U	8.395	3.415	53.398	63.039	3.953	49.932	31.91	< 0.329 U	59.93	71.91
Total PeCDF	RA_Total_PeCDF	pg/g	47.676	43.596	32.59	6.26 U	79.214	204.6	94.026	24.551	262.574	344.43	30.861	343.488	223.032	4.728	267.287	507.58
Total TCDD	RA_Total_TCDD	pg/g	< 0.928 U	< 0.967 U	2.393 U	15.46 U	5.375	< 13.4 U	4.901	< 0.357 U	17.801	20.031	0.813	16.57	13.185	< 0.952 U	25.995	48.89
Total TCDF	RA_Total_TCDF	pg/g	45.332	56.304	30.936	17.98 U	35.036	199.2	114.215	12.686	160.19	248.94	20.06	265.164	309.78	7.199 U	251.31	789.02
Total PCDD/F TEQ (Bird)	RA-TEQ-B-DF	pg/g	14.5306	12.54125	7.90469	0.1563	20.7316	43.5355	21.4901	6.32264	66.761	90.6149	8.29681	95.6239	72.205	1.23655	83.9798	115.9017
Total PCDD/F TEQ (Fish)	RA-TEQ-F-DF	pg/g	10.2839	6.1824	4.64974	0.1563	14.7291	23.8905	12.6108	4.54754	48.259	57.6799	5.27866	62.6079	40.6985	0.94394	57.2898	60.8147
Total PCDD/F TEQ (Mammal)	RA-TEQ-M-DF	pg/g	11.4453	6.0737	5.63318	0.3424	18.6148	32.5805	14.6491	5.67382	60.7549	70.3707	6.28684	74.0937	46.7793	1.03845	73.9092	60.8121
PCB Congeners																		
PCB-001	2051-60-7	ng/g	< 0.0319 UJ	< 0.0333 UJ	R	0.577	< 0.0333 U	7.77 J	4.98 J	1.43 J	27.6 J	23.6 J	31.3 J	268 J	122 J	1.54 J	73 J	270 J
PCB-002	2051-61-8	ng/g	< 0.0447 U	< 0.0466 U	< 0.0467 U	< 0.045 U	< 0.0467 U	< 0.0478 UJ	0.632 J	< 0.045 UJ	< 0.0477 UJ	< 0.0479 UJ	< 0.0462 UJ	4.23 J	48.6 J	< 0.0459 U	1.24 J	43.8 J
PCB-003	2051-62-9	ng/g	< 0.046 UJ	< 0.048 UJ	2.25 J	< 0.0463 U	< 0.048 U	4.31 J	4.58 J	0.737 J	14.9 J	16.7 J	26.8 J	129 J	261 J	1.73 J	35.5	392 J
PCB-004/010	PCB-4/10	ng/g	2.09	4.81	9.23 J-	1.46	< 0.0839 U	167 J	61.2 J	3.7 J	50.7 J	79.4 J	87.2 J	1020 J	648 J	6.55 J	242 J	1910 J
PCB-005/008	PCB-5/8	ng/g	1.87 J	4.31 J	7.67 J	1.16	0.303	68.4 J	91.3 J	3.13 J	50.7 J	94.1 J	184 J	622 J	806 J	14.8 J	257 J	1030 J
PCB-006	25569-80-6	ng/g	0.412 J	0.987 J	1.94 J	< 0.0435 U	< 0.0451 U	24.7 J	83.3 J	0.601 J	8.53 J	15.4 J	30.5 J	114 J	546 J	5.81 J	36.2	923 J
PCB-007/009	PCB-7/9	ng/g	< 0.0812 U	< 0.0848 U	< 0.0849 U	< 0.0817 U	< 0.0848 U	4.16 J	6.07 J	< 0.0819 UJ	1.38 J	3.16 J	4.27 J	24.1	98.7 J	< 0.0834 U	5.82 J	59.8 J
PCB-011	2050-67-1	ng/g	< 0.0423 UJ	0.479 J	0.626 J	< 0.0425 U	< 0.0442 U	2.84	5.4	< 0.0426 U	2.12	4.26	2.62	28.4	39.9 J	< 0.0434 U	7.41 J	57 J
PCB-012/013	PCB-12/13	ng/g	0.657 J	1.65 J	1.28 J	< 0.106 U	< 0.11 U	11.1	18.4	< 0.106 U	6.56	15.3	7.4	70.6 J	200 J	< 0.108 U	23.5	329 J
PCB-014	34883-41-5	ng/g	< 0.0413 U	< 0.0432 U	< 0.0432 U	< 0.0416 U	< 0.0432 U	< 0.0442 U	< 0.0437 U	< 0.0417 U	< 0.0442 U	< 0.0443 U	< 0.0428 U	< 0.0437 U	< 0.0441 U	< 0.0424 U	< 0.0421 U	< 0.0433 U
PCB-015	2050-68-2	ng/g	11.2 J	34.7 J	12 J	1.02	< 0.0397 UJ	125 J	139 J	4.51	63.6 J	194 J	94.3 J	804 J	1590 J	19.2	245 J	1690 J
PCB-016/032	PCB-16/32	ng/g	9.34	20.9	5.41	1.25	0.511	276 J	350 J	2.39	32.7	78.2 J	55 J	1420 J	2500 J	34 J	317 J	2720 J
PCB-017	37680-66-3	ng/g	4.39	9.31	5.14	1.05	0.35	165 J	256 J	2.48 J	29.8 J	50.7 J	48.5 J	536 J	1210 J	20.3 J	204 J	1570 J
PCB-018	37680-65-2	ng/g	6.4 JEB	10.7 JEB	4.24 JEB	1.01 EB	0.581 EB	247 J	416 J	1.45	16.1	27.3	18.2	273 J	2380 J	29 J	68.2 J	1880 J
PCB-019	38444-73-4	ng/g	1.61	3.78	2.92	0.478 J	< 0.0418 UJ	89.2 J	57.5 J	1.07 J	17.4 J	27 J	27.9 J	1150 J	868 J	9.22 J	151 J	896 J
PCB-020/021/033	PCB-20/21/33	ng/g	4.04 J	6.93 J	1.47 J	< 0.133 U	0.656	73.2 J	159 J	0.878	6.9	15.1	5.19	56.2 J	362 J	9.21 J	19 J	112 J
PCB-022	38444-85-8	ng/g	6.98 J	11.9 J	2.15 J	0.502	0.415	55.1 J	131 J	0.794	8.9	27.5	9.74	74.6 J	738 J	13 J	24.4 J	339 J
PCB-023/034	PCB-23/34	ng/g	< 0.0771 U	0.552	< 0.0806 U	< 0.0776 U	< 0.0806 U	1.63 J	6.47 J	< 0.0778 UJ	0.844 J	1.31 J	0.525 J	16.8 J	29.8 J	< 0.0792 UJ	3.56 J	34.2 J
PCB-024/027	PCB-24/27	ng/g	2.55	6.49	1.77	0.416	< 0.0928 U	51.3 J	44.7 J	0.641	12.4	17.9	12.6	583 J	484 J	6.91 J	86 J	405 J
PCB-025	55712-37-3	ng/g	3.63 J	9.72 J	2.57 J	0.402	< 0.0457 U	63 J	187 J	1.54	15.4	27.6	15	244 J	383 J	8.6 J	67.4 J	555 J
PCB-026	38444-81-4	ng/g	5.41 J	14.5 J	3.84 J	0.695	< 0.0374 U	114 J	300 J	1.21	25.2	46.9 J	20.5	431 J	1210 J	18.1 J	104 J	1430 J
PCB-028	7012-37-5	ng/g	53.3 JEB	134 JEB	22.2 JEB	3.68 EB	1.44 EB	353 J	655 J	5.74	57.5 J	238 J	81.5 J	995 J	1370 J	51.4 J	214 J	474 J
PCB-029	15862-07-4	ng/g	< 0.0541 U	< 0.0565 U	< 0.0566 U	< 0.0545 U	< 0.0565 U	< 0.0579 U	< 0.0572 U	< 0.0546 U	< 0.0578 U	< 0.058 U	< 0.056 U	1.59 J	3.02 J	< 0.0556 UJ	< 0.0551 UJ	1.26 J
PCB-030	35693-92-6	ng/g	< 0.0539 U	< 0.0563 U	< 0.0564 U	< 0.0543 U	< 0.0564 U	< 0.0577 U	< 0.057 U	< 0.0544 U	< 0.0576 U	< 0.0578 U	< 0.0558 U	1.32 J	2 J	< 0.0554 UJ	< 0.055 UJ	< 0.0565 UJ
PCB-031	16606-02-3	ng/g	< 0.0513 UJ	37.1 JEB	11.3 JEB	1.8 EB	1.31 EB	279 J	589 J	3.1	52 J	138 J	49.9 J	646 J	2270 J	36.4 J	184 J	1970 J
PCB-035	37680-69-6	ng/g	0.554 J+	1.37 J+	< 0.0529 U	< 0.0509 U	< 0.0529 U	13 J+	7.96 J+	< 0.051 U	< 0.0541 U	5.12 J+	< 0.0523 U	11.8 J+	22.4 J	< 0.052 UJ	7.75 J	19.8 J
PCB-036	38444-87-0	ng/g	< 0.04 U	< 0.0418 U	< 0.0419 U	< 0.0403 U	< 0.0418 U	< 0.0428 U	< 0.0423 U	2.74	< 0.0428 U	< 0.0429 U	< 0.0414 U	1.65 J	14.4 J	< 0.0411 UJ	1.15 J	< 0.0419 UJ
PCB-037	38444-90-5	ng/g	23.8 J	53 J	7.89 J	0.902	1.09	55.5 J	110 J	1.87	22.1	94 J	23.8	115 J	662 J	12.3 J	51.6 J	412 J
PCB-038	53555-66-1	ng/g	< 0.0601 UJ	< 0.0627 UJ	< 0.0628 UJ	< 0.0605 U	< 0.0627 U	< 0.0642 U	5.85	< 0.0606 U	< 0.0642 U	< 0.0643 U	< 0.0621 U	< 0.0635 U	28.3 J	< 0.0617 UJ	9.45 J	30.2 J
PCB-039	38444-88-1	ng/g	< 0.0387 U	< 0.0405 U	< 0.0405 U	< 0.039 U	< 0.0405 U	3.38 J	1.47 J	< 0.0391 UJ	< 0.0414 UJ	1.7 J	< 0.0401 UJ	6.74 J	5.54 J	< 0.0398 UJ	1.48 J	6.88 J
PCB-040	38444-93-8	ng/g	10.7	15.7	0.722	< 0.0468 U	0.304	< 0.0498 U	64.2 J	< 0.0469 U	5.25	7.97	2.24	25	221 J	6.15 J	15.1 J	23.8
PCB-041/064	PCB-41/64	ng/g	53.6 J	50.2 J	7.22	3.88	1.16	72.5 J	228 J	1.66	39.2	120 J	23.5	149 J	825 J	20.6	76.4 J	92.2 J
PCB-042	36559-22-5	ng/g	36.1	53.3 J	4.34	1.9	0.744	90.5 J	155 J	1.32	24.4	39.1	9.67	147 J	617 J	14.7 J	71.6 J	318 J
PCB-043/049	PCB-43/49	ng/g	118 JEB	187 JEB	26.2 EB	10.5 EB	1.84 EB	352 J	502 J	5.22	125 J	284 J	46.2 J	947 J	1960 J	43.2 J	357 J	1890 J
PCB-044	41464-39-5	ng/g	82.5 JEB	125 JEB	8.12 JEB	3.78 EB	1.71 EB	228 J	418 J	1.93	48.5 J	84.7 J	22.9	220 J	1490 J	35.8	131 J	268 J
PCB-045	70362-45-7	ng/g	8.7 J	14.1 J	0.953 J	0.457	< 0.0416 U	53.3 J	75 J	< 0.0402 U	7.04	12.7	3.82	51.7 J	287 J	7.22 J	24	21.5
PCB-046	41464-47-5	ng/g	2.22	3.5	< 0.0465 U	< 0.0448 U	< 0.0465 U	19.3	27.7	< 0.0449 U	1.98	2.88	0.989	29.2	145 J	3 J	11.7 J	90 J
PCB-047/048/075	PCB-47/48/75	ng/g	89.5 J	134 J	29.7	9.58	2.51	261 J	285 J	8.7	121 J	223 J	34.6	1030 J	1200 J	28.9	345 J	1180 J
PCB-050	62796-65-0	ng/g	< 0.053 U	< 0.0554 U	< 0.0554 U	< 0.0534 U	< 0.0554 U	2.26	2.47	< 0.0535 U	0.853	0.937	0.21	13.4 J	13.4 J	< 0.0544 U	3.58 J	14.5 J
PCB-051	68194-04-7	ng/g	4.44	9	0.749	< 0.045 U	< 0.0467 U	29	33.1	0.324	8.83	13.8	3.2	192 J	234 J	4.51 J	56 J	408 J
PCB-052/073	PCB-52/73	ng/g	140 JEB	195 JEB	18.6 EB	10.1 EB	3.42 EB	333 J	525 J	4.66	113 J	238 J	43.1 J	670 J	2050 J	43.1 J	291 J	1590 J
PCB-053	41464-41-9	ng/g	16.7	30.1	2.17	1.01	0.312	77.4 J	91 J	0.73	22.3	28.5	6.31	383 J	610 J	10.4 J	101 J	702 J
PCB-054	15968-05-5	ng/g	< 0.0445 U	0.481	< 0.0465 U	< 0.0448 U	< 0.0465 U	3.01	2.24	< 0.0449 U	0.993	1.08	0.295	34.2	20.5 J	0.53 J	6.36 J	37.6 J
PCB-055	74338-24-2	ng/g	1.28	2.48	< 0.0772 U	< 0.0743 U	< 0.0771 U	1.61	2.72	< 0.0744 U	0.311	2.57	0.655	2.46 J	15.3 J	< 0.0758 U	0.876 J	2.2 J

Table 12
Phase 2 Reach Floodplain Soil Analytical Results
Phase 2 Data Evaluation Summary Memorandum
Lower Neponset River
Boston and Milton, Massachusetts

Analyte	CAS Number	Units	24D-0013 24D-0013-BS 6/17/2024 N 1 - 2 ft	24D-0013 24D-0013-CS 6/17/2024 N 2 - 2.1 ft	24D-0014 24D-0014-AS 6/17/2024 N 0 - 1 ft	24D-0014 24D-0014-BS 6/17/2024 N 1 - 1.6 ft	24D-0015 24D-0015-AS 6/17/2024 N 0 - 1 ft	24D-0016 24D-0016-AS 6/14/2024 N 0 - 1 ft	24D-0016 24D-0016-BS 6/14/2024 N 1 - 1.3 ft	24D-0017 24D-0017-AS 6/14/2024 N 0 - 0.4 ft	24D-0018 24D-0018-AS 6/14/2024 N 0 - 1 ft	24D-0019 24D-0019-AS 6/14/2024 N 0 - 1 ft	24D-0019 24D-0019-BS 6/14/2024 N 1 - 1.6 ft	24D-0020 24D-0020-AS 6/5/2024 N 0 - 1 ft	24D-0020 24D-0020-BS 6/5/2024 N 1 - 2 ft	24D-0020 24D-0020-CS 6/5/2024 N 2 - 3 ft	24D-0021 24D-0021-AS 6/5/2024 N 0 - 1 ft	24D-0021 24D-0021-BS 6/5/2024 N 1 - 2 ft
PCB-056/060	PCB-56/60	ng/g	91 JEB	114 JEB	12.2 JEB	3.65 EB	2.12 EB	98.2 J	148 J	2.06	29.4	155 J	35.1	91.6 J	666 J	18.6 J	59.1 J	82.7 J
PCB-057	70424-67-8	ng/g	0.895	2.01	< 0.0411 U	< 0.0396 U	< 0.0411 U	23.4	4.76	< 0.0396 U	1.12	2.72	0.616	18.4 J	13 J	0.388 J	4.1 J	6.12 J
PCB-058	41464-49-7	ng/g	< 0.0497 U	< 0.0519 U	< 0.052 U	< 0.05 U	< 0.0519 U	< 0.0531 UJ	1.46 J	< 0.0501 UJ	< 0.0531 UJ	1.24 J	< 0.0514 UJ	1.94 J	5.1 J	< 0.051 U	0.991 J	1.11 J
PCB-059	74472-33-6	ng/g	7.1	10.5	0.713	< 0.0679 U	0.174 J	18.7	28.3	0.199	4.06	8.2	2.48	19.3 J	110 J	2.28 J	9.3 J	< 0.0707 U
PCB-061/074	PCB-61/74	ng/g	59.9 JEB	86.2 JEB	14.7 JEB	3.83 EB	1.14 EB	93.1 J	165 J	2.03	37.5	158 J	33	183 J	790 J	17.2 J	77.3 J	182 J
PCB-062	54230-22-7	ng/g	< 0.0449 U	< 0.0468 U	< 0.0469 U	< 0.0452 U	< 0.0469 U	< 0.048 U	< 0.0474 U	< 0.0452 U	< 0.0479 U	< 0.0481 U	< 0.0464 U	< 0.0474 U	< 0.0478 U	< 0.0461 U	< 0.0457 U	< 0.047 U
PCB-063	74472-34-7	ng/g	6.25 J	8.6 J	2.4 J	0.64	< 0.0378 U	13.9	21.3	0.334	7.45	23.5	3.69	66 J	70.9 J	2.18 J	19.3	31.2
PCB-065	33284-54-7	ng/g	< 0.0626 U	< 0.0654 U	< 0.0655 U	< 0.0631 U	< 0.0655 U	< 0.067 U	< 0.0662 U	< 0.0632 U	< 0.0669 U	< 0.0671 U	< 0.0648 U	0.647 J	1.27 J	< 0.0643 U	< 0.0638 U	< 0.0656 U
PCB-066/080	PCB-66/80	ng/g	171 JEB	238 JEB	38.1 JEB	8.02 EB	3.34 EB	221 J	288 J	5.7	85.8 J	327 J	61.3 J	269 J	993 J	27.1	155 J	289 J
PCB-067	73575-53-8	ng/g	3.92 J	7.43 J	0.777 J	< 0.0573 U	< 0.0595 U	9.46	13.2	< 0.0574 U	2.07	7.21	1.7	13.9 J	53.4 J	1.13 J	4.67 J	7.9 J
PCB-068	73575-52-7	ng/g	< 0.0664 U	< 0.0693 U	0.823	< 0.0668 U	< 0.0693 U	117 J	< 0.0701 U	< 0.0669 U	3.5	6.56	< 0.0686 U	26.3	< 0.0707 U	< 0.0681 U	7.18 J	22.6
PCB-069	60233-24-1	ng/g	104 J	0.642	< 0.052 U	< 0.05 U	< 0.0519 U	< 0.0531 UJ	0.971 J	< 0.0501 UJ	< 0.0531 UJ	0.67 J	< 0.0514 UJ	7.46 J	5.99 J	< 0.051 U	1.81 J	< 0.052 U
PCB-070	32598-11-1	ng/g	149 JEB	219 JEB	25.6 JEB	8.66 EB	4.42 EB	224 J	299 J	4.26	74 J	278 J	55.7 J	220 J	1150 J	28.7	144 J	195 J
PCB-071	41464-46-4	ng/g	29.2	46.6 J	2.19	0.521	0.532	8.38	125 J	0.728	19.5	35.2	9.82	244 J	634 J	13.4 J	82.9 J	457 J
PCB-072	41464-42-0	ng/g	1.39	2.23	1.12	0.273	< 0.0536 U	< 0.0549 U	5.56	0.262	4.22	9.24	1.04	31.4	23.1	< 0.0527 U	9.78 J	27.8
PCB-076	70362-48-0	ng/g	< 0.0734 U	< 0.0766 U	< 0.0768 U	< 0.0739 U	< 0.0767 U	< 0.0785 U	< 0.0775 U	< 0.074 U	< 0.0784 U	< 0.0786 U	< 0.0759 U	< 0.0776 U	< 0.0783 U	< 0.0754 U	< 0.0748 U	< 0.0769 U
PCB-077	32598-13-3	ng/g	18.3 J	28.8 J	6.63 J	1.09 J+	0.962 J+	< 0.0395 U	29.6 J+	1.85 J+	13.2 J+	47.3 J	8.55 J+	33.4 J+	133 J	3.08 J+	24.7 J+	64.4 J
PCB-078	70362-49-1	ng/g	< 0.0764 U	< 0.0797 U	< 0.0799 U	< 0.0769 U	< 0.0798 U	< 0.0817 U	< 0.0807 U	< 0.077 U	< 0.0816 U	< 0.0818 U	< 0.079 U	1.34 J	2.06 J	< 0.0784 U	0.909 J	< 0.08 U
PCB-079	41464-48-6	ng/g	< 0.0428 U	< 0.0447 U	< 0.0448 U	< 0.0431 U	< 0.0447 U	< 0.0458 U	< 0.0452 U	< 0.0432 U	< 0.0457 U	< 0.0459 U	< 0.0443 U	0.616 J	4.72 J	< 0.044 U	1.8 J	1.41 J
PCB-081	70362-50-4	ng/g	2.03 J	3.26 J	0.557 J	< 0.0683 U	< 0.0709 U	2.44 J+	2.35 J+	< 0.0684 U	1.34 J+	3.95 J+	0.843 J+	2.56 J+	9.5 J+	< 0.0697 U	1.8 J+	1.77 J+
PCB-082	52663-62-4	ng/g	13.1	15.4	1.67	0.535	1.02	15.8 J	19.5 J	0.537 J	6.66 J	19.7 J	3.66 J	15.3 J	84.1 J	2.06 J	14.5 J	13.1 J
PCB-083/109	PCB-83/109	ng/g	5.49	6.95	1.54	< 0.166 U	< 0.173 U	8.69	10.3	< 0.167 U	4.97	10.7	1.77	18.4 J	35.7 J	< 0.17 UJ	11.6 J	9.14 J
PCB-084	52663-60-2	ng/g	18.1	22.5	2.28	0.915	1.14	33.3 J	46.1 J	1 J	14.3 J	26.9 J	4.85 J	48.2 J	174 J	4.54 J	37.4 J	31.5 J
PCB-085/120	PCB-85/120	ng/g	32 J	39.9 J	9.82 J	2.25	2.76	31.7	34.8	3.09	19.4	60.7 J	9.68	35	147 J	3.91 J	34.6 J	25.8 J
PCB-086/097	PCB-86/97	ng/g	31.7	35.9	6.56	1.82	2.01	37.7	43.5 J	1.93	18.8	50.1 J	8.45	43.2 J	168 J	4.41 J	40 J	30.7 J
PCB-087/115/116	PCB-87/115/116	ng/g	37.4 J	51.4 J	9.16	2.47	2.67	54.2 J	57.6 J	2.28	29.9	93.3 J	14.4	85.4 J	250 J	6.32 J	64.6 J	63.7 J
PCB-088/121	PCB-88/121	ng/g	< 0.148 U	< 0.154 U	< 0.155 U	< 0.149 U	< 0.155 U	< 0.158 U	< 0.156 U	< 0.149 U	< 0.158 U	< 0.158 U	< 0.153 U	1.27 J	3.63 J	< 0.152 UJ	< 0.151 UJ	< 0.155 UJ
PCB-089/090/101	PCB-89/90/101	ng/g	77 J	98 J	20.8	5.54	6.3	108 J	115 J	6.06	65.5 J	178 J	25.3	187 J	448 J	11.2 J	138 J	113 J
PCB-091	68194-05-8	ng/g	18.1	23.6	4.39	1.23	1.03	33.7	37.4	1.49	19.5	54.6 J	6.88	96.9 J	148 J	3.82 J	49.3 J	72.4 J
PCB-092	52663-61-3	ng/g	13.1	17.8	4.62	1.26	1.18	27.3	25.4	0.858	19.2	45.9 J	5.52	87.6 J	96.8 J	2.56 J	43.2 J	49.1 J
PCB-093/095	PCB-93/95	ng/g	56.9 J	73.8 J	8.7	3.03	3.53	96 J	120 J	2.37	52.4 J	126 J	16.8	150 J	435 J	11.1 J	119 J	64.4 J
PCB-094	73575-55-0	ng/g	1.08	1.86	< 0.0461 U	< 0.0444 U	< 0.0461 U	2.86	2.44	< 0.0445 U	1.94	3.39	0.482	17.3 J	11.8 J	< 0.0453 UJ	5.48 J	7.95 J
PCB-096	73575-54-9	ng/g	0.927	1.5	< 0.0593 U	< 0.0571 U	< 0.0593 U	2.16	3.2	< 0.0572 U	0.917	2.02	0.467	6.81 J	14.1 J	< 0.0582 UJ	3.04 J	3.15 J
PCB-098/102	PCB-98/102	ng/g	5.55	< 0.0972 U	< 0.0973 U	< 0.0937 U	< 0.0972 U	11	12.5	< 0.0938 U	4.88	12	1.88	30.9	49.4 J	1.37 J	14.5 J	19.4 J
PCB-099	38380-01-7	ng/g	56.4 J	71.7 J	18.9	4.63	4.64	70.6 J	72.5 J	6.07	43 J	130 J	17.7	123 J	294 J	7.39 J	86.5 J	88.6 J
PCB-100	39485-83-1	ng/g	< 0.0541 UJ	< 0.0565 UJ	< 0.0566 UJ	< 0.0545 U	< 0.0565 U	2.52	1.56	< 0.0546 U	2.16	3.42	0.4	16.7 J	7.58 J	< 0.0556 UJ	5.46 J	18.3 J
PCB-103	60145-21-3	ng/g	1.03	1.25	< 0.0572 U	< 0.0551 U	< 0.0571 U	2.36	2.23	< 0.0551 U	1.93	3.65	0.393	12.4 J	10.3 J	< 0.0562 UJ	4.78 J	14.2 J
PCB-104	56558-16-8	ng/g	< 0.0419 U	< 0.0437 U	< 0.0438 U	< 0.0422 U	< 0.0438 U	< 0.0448 U	< 0.0443 U	< 0.0422 U	< 0.0448 U	< 0.0449 U	< 0.0433 U	1.26 J	< 0.0447 UJ	< 0.043 UJ	< 0.0427 UJ	1.78 J
PCB-105/127	PCB-105/127	ng/g	57.3 J	71.4 J	16.5	2.95	3.27	40.9 J	41.1 J	3.61 J	26 J	109 J	16.8 J	50 J	239 J	5.56 J	56.2 J	50.9 J
PCB-106/118	PCB-106/118	ng/g	85 J	117 J	31.1	5.98	5.91	100 J	100 J	8.22	65 J	214 J	30.2	148 J	448 J	11.5 J	133 J	119 J
PCB-107/108	PCB-107/108	ng/g	7.08 J	9.76 J	3.09 J	0.612	0.63	11	9.57	0.666	6.12	19.9	2.66	19.5 J	36.7 J	< 0.122 UJ	13.2 J	10.5 J
PCB-110	38380-03-9	ng/g	92.1 JEB	123 JEB	27.1 EB	6.59 EB	9.91 EB	142 J	166 J	8.93 J	93 J	264 J	34.1	252 J	623 J	17.9 J	208 J	151 J
PCB-111/117	PCB-111/117	ng/g	< 0.267 U	< 0.279 U	< 0.279 U	< 0.269 U	< 0.279 U	< 0.286 U	< 0.282 U	< 0.269 U	< 0.285 U	< 0.286 U	< 0.276 U	< 0.282 U	< 0.285 UJ	< 0.274 UJ	< 0.272 UJ	< 0.28 UJ
PCB-112	74472-36-9	ng/g	0.467	0.663	< 0.0564 U	< 0.0543 U	< 0.0564 U	1.17 J	< 0.057 UJ	< 0.0544 UJ	< 0.0576 UJ	1.5 J	< 0.0558 UJ	3.14 J	3.45 J	< 0.0554 UJ	1.08 J	< 0.0565 UJ
PCB-113	68194-10-5	ng/g	< 0.0447 U	< 0.0466 U	< 0.0467 U	< 0.045 U	< 0.0467 U	1.22 J	< 0.0472 UJ	< 0.045 UJ	< 0.0477 UJ	1.88 J	< 0.0462 UJ	2.64 J	3.31 J	< 0.0459 UJ	< 0.0455 UJ	< 0.0468 UJ
PCB-114	74472-37-0	ng/g	3.59	4.06	1.09	< 0.07 U	< 0.0726 U	2.26	3.42	< 0.0701 U	1.8	7.68	1.3	4.63 J	18.1 J	< 0.0714 UJ	3.83 J	3.81 J
PCB-119	56558-17-9	ng/g	3.11	4.33	1.72	< 0.0539 U	< 0.056 U	6.62	5.55	< 0.054 U	4.74	12	1.44	21.8	20.3 J	< 0.055 UJ	10.5 J	18.8 J
PCB-122	76842-07-4	ng/g	1.87	2.32	< 0.0803 U	< 0.0773 U	< 0.0802 U	< 0.0821 U	1.58	< 0.0774 U	< 0.082 U	3.48	0.549	1.75 J	8.61 J	< 0.0788 UJ	1.69 J	1.58 J
PCB-123	65510-44-3	ng/g	3.1 J	4.16 J	1.35 J	< 0.0599 UJ	0.398 J	3.49 J	2.8 J	< 0.06 UJ	2.63 J	7.41 J	1.17 J	5.27 J	14.9 J	< 0.0611 UJ	4.87 J	4.26 J
PCB-124	70424-70-3	ng/g	3.08 J	4.64 J	< 0.0349 UJ	< 0.0336 U	0.423	4.07	3.44	< 0.0336 U	2.08	7.43	1.36	4.5 J	17.4 J	< 0.0343 UJ	4.67 J	4.46 J
PCB-125	74472-39-2	ng/g	< 0.0408 U	< 0.0426 U	< 0.0426 U	< 0.0411 U	< 0.0426 U	< 0.0436 UJ	< 0.0431 UJ	< 0.0411 UJ	< 0.0436 UJ	< 0.0437 UJ	< 0.0422 UJ	1.38 J	3.13 J	< 0.0419 UJ	< 0.0415 UJ	2.1 J
PCB-126	57465-28-8	ng/g	< 0.0478 U	< 0.0499 U	< 0.05 U	< 0.0481 U	< 0.05 U	< 0.0512 UJ	< 0.0505 UJ	< 0.0482 UJ	< 0.0511 UJ	2.22 J	< 0.0495 UJ	2.5 J+	2.05 J+	< 0.0491 U	< 0.0487 U	1.88 J+
PCB-128	38380-07-3	ng/g	6.18	8.99	3.17	0.645 J	1.81 J	15.4	7.75	1.48	11.5	26.1	2.8	20.6	38.7	0.822 J	23.8	18.1 J
PCB-129	55215-18-4	ng/g	1.47 J	1.94 J	< 0.0954 UJ	< 0.0918 U	0.338	3.97	1.96	< 0.092 U	2.4	5.82	0.685	4.34 J	9.77 J	< 0.0936 U	5.75 J	4.02 J
PCB-130	52663-66-8	ng/g	1.95	3.23	1.19	< 0.0907 U	0.523	4.7	2.96	< 0.0908 U	4.06	8.94	0.998	9.41 J	13 J	< 0.0925 U	8.5 J	5.92 J
PCB-131/142	PCB-131/142	ng/g	< 0.0202 U	< 0.0211 U	< 0.0211 U	< 0.0203 U	< 0.0211 U	0.947 J	0.681 J	< 0.0204 UJ	0.645 J	1.72 J	< 0.0209 UJ	1.34 J	3.52 J	< 0.0207 U	1.28 J	0.938 J
PCB-132/168	PCB-132/168	ng/g	9.97	14.6	4.04	0.849	2.02	20.3	15	1.82	17.9	39	4.34	38.1	66.3 J	1.71 J	39.3 J	26.5
PCB-133	35694-04-3	ng/g	< 0.0966 UJ	0.734 J	< 0.101 UJ	< 0.0972 U	< 0.101 U	1.26	1.04	< 0.0974 U	1.37	2.64	0.252	6.75 J	3.08 J	< 0.0992 U	2.92 J	2.57 J
PCB-134	52704-70-8	ng/g	1.46 J	2.16 J	< 0.134 UJ	< 0.129 U	0.334	3.31	1.9	< 0.129 U	3.21	6.28	0.761	8.68 J	10.6 J	< 0.132 U	7.03 J	4.29 J
PCB-135/144	PCB-135/144	ng/g	4.09	6.11	2.06	0.363	0.909	9.64	6.84	0.882	8.23	17.6	2.07	23.4	29.1	0.831 J	17.9 J	11.9 J
PCB-136	38411-22-2	ng/g	3.32	4.88	1.11	0.265	0.531	6.98	5.18	0.356	5.54	12	1.37	15.9 J	23.3	0.562 J	13.2 J	8.4 J
PCB-137	35694-06-5	ng/g	2.04 J	3.31 J	0.844 J	< 0.123 U	0.413	4.97	2.77	< 0.123 U	4.01	8.94	1.11	8.3 J	14 J	< 0.126 U	8.14 J	6.88 J
PCB-138/163/164	PCB-138/163/164	ng/g	32.7	51.3 J	18.7	3.67	9.04	68.9 J	41.3 J	8.1	68.4 J	144 J	16.2	137 J	196 J	4.55 J	133 J	87.1 J
PCB-139/149	PCB-139/149	ng/g	19.1	28	9.19	1.89	4.1	42.6 J	28.8	3.95	36.8	81.6 J	8.97	92.1 J	122 J	3.32 J	77.9 J	53.5 J
PCB-140	59291-64-4	ng/g	< 0.0593 U	< 0.0619 U	< 0.062 U	< 0.0597 U	< 0.062 U	< 0.0635 UJ	< 0.0627 UJ	< 0.0598 UJ	< 0.0634 UJ	1.06 J	< 0.0614 UJ	1.79 J	< 0.0632 U	< 0.0609 U	< 0.0604 U	< 0.0621 U
PCB-141	52712-04-6	ng/g	5.05	7.47	1.99	0.386	1.02	9.58	6.04	0.734	8.55	18.9	2.47	14.5 J	29.5	0.79 J	16.8 J	10.5 J
PCB-143	68194-15-0	ng/g	< 0.0597 U	< 0.0623 U	< 0.0624 U	< 0.0601 U	< 0.0624 U	< 0.0638 U	< 0.063 U	< 0.0602 U	< 0.0638 U	< 0.0639 U	< 0.0617 U	0.654 J	1.01 J	< 0.0613 U	0.462 J	0.739 J
PCB-145	74472-40-5	ng/g	< 0.0745 U	< 0.0778 U	< 0.0779 U	< 0.075 U	< 0.0778 U	< 0.0797 U	< 0.0787 U	< 0.0751 U	< 0.0796 U	< 0.0798 U	< 0.0771 U	< 0.0788 U	< 0.0794 U	< 0.0765 U	< 0.0759 U	< 0.078 U
PCB-146	51908-16-8	ng/g	3.15	4.73	2.03	0.476 J	0.726 J	8.09	5.02	0.831	7.07	15.3	1.66	23.7	21.3	0.539 J	14.7 J	11.3 J
PCB-147	68194-13-8	ng/g	0.739	1.22	0.743	0.156 J	< 0.0753 U	3	1.37	0.34	2.79	5.36	0.65	17.2 J	7.03 J	< 0.074 U	6.38 J	10.3 J
PCB-148	74472-41-6	ng/g	< 0.0643 U	< 0.0672 U	< 0.0673 U	< 0.0648 U	< 0.0672 U	< 0.0688 U	< 0.0679 U	< 0.0649 U	< 0.0687 U	0.368	< 0.0665 U	1.56 J	< 0.0686 U	< 0.066 U	< 0.0655 U	0.816 J
PCB-150	68194-08-1	ng/g	< 0.0738 U	< 0.077 U	< 0.0772 U	< 0.0743 U	< 0.0771 U	0.211	< 0.0779 U	< 0.0744 U	0.188 J	0.338	< 0.0763 U	1.45 J	0.483 J	< 0.0758 U	0.455 J	0.572 J
PCB-151	52663-63-5	ng/g	4.76	6.74	1.91	0.466 J	0.79 J	10.6	7.18	0.357	8.96	20.4	2.25	32.7	31.2	0.805 J	19.8	14.8 J
PCB-152	68194-09-2	ng/g	< 0.0816 U	< 0.0852 U	< 0.0853 U	< 0.0821 U	< 0.0852 U	0.286	< 0.0862 U	< 0.0822 U	< 0.0871 U	0.454	< 0.0844 U	1.71 J	0.652 J	< 0.0838 U	0.45 J	0.818 J

Table 12
Phase 2 Reach Floodplain Soil Analytical Results
Phase 2 Data Evaluation Summary Memorandum
Lower Neponset River
Boston and Milton, Massachusetts

Analyte	CAS Number	Units	24D-0013 24D-0013-BS 6/17/2024 N 1 - 2 ft	24D-0013 24D-0013-CS 6/17/2024 N 2 - 2.1 ft	24D-0014 24D-0014-AS 6/17/2024 N 0 - 1 ft	24D-0014 24D-0014-BS 6/17/2024 N 1 - 1.6 ft	24D-0015 24D-0015-AS 6/17/2024 N 0 - 1 ft	24D-0016 24D-0016-AS 6/14/2024 N 0 - 1 ft	24D-0016 24D-0016-BS 6/14/2024 N 1 - 1.3 ft	24D-0017 24D-0017-AS 6/14/2024 N 0 - 0.4 ft	24D-0018 24D-0018-AS 6/14/2024 N 0 - 1 ft	24D-0019 24D-0019-AS 6/14/2024 N 0 - 1 ft	24D-0019 24D-0019-BS 6/14/2024 N 1 - 1.6 ft	24D-0020 24D-0020-AS 6/5/2024 N 0 - 1 ft	24D-0020 24D-0020-BS 6/5/2024 N 1 - 2 ft	24D-0020 24D-0020-CS 6/5/2024 N 2 - 3 ft	24D-0021 24D-0021-AS 6/5/2024 N 0 - 1 ft	24D-0021 24D-0021-BS 6/5/2024 N 1 - 2 ft
PCB-153	35065-27-1	ng/g	20.1	29.8	11.2	2.36	5.32	42.6 J	26.2	4.97	40.1 J	89 J	9.97	90.2 J	121 J	2.99 J	80 J	58.3 J
PCB-154	60145-22-4	ng/g	< 0.0471 UJ	< 0.0492 UJ	< 0.0492 UJ	< 0.0474 U	< 0.0492 U	1.6	0.83	< 0.0475 U	1.37	2.66	0.267	8.48 J	3.52 J	< 0.0483 U	3.06 J	3.74 J
PCB-155	33979-03-2	ng/g	< 0.0397 U	< 0.0414 U	< 0.0415 U	< 0.0399 U	< 0.0414 U	< 0.0424 U	< 0.0419 U	< 0.04 U	< 0.0424 U	< 0.0425 U	< 0.041 U	< 0.0419 U	< 0.0423 UJ	< 0.0407 UJ	< 0.0404 UJ	< 0.0415 UJ
PCB-156	38380-08-4	ng/g	3.9	6.01	2.08	0.362	0.841	7.13	4.44	0.592	5.67	14.3	1.69	12.3 J	21.7	< 0.059 U	11.9 J	11 J
PCB-157	69782-90-7	ng/g	1.03 J+	1.65 J+	0.609 J+	< 0.0554 U	0.291 J+	2.32 J+	1.32 J+	< 0.0555 U	1.79 J+	3.96 J+	0.409 J+	3.79 J+	5.71 J+	< 0.0565 U	3.88 J+	3.15 J+
PCB-158/160	PCB-158/160	ng/g	3.15	5.15	1.27	0.294 J	0.699 J	6.13	4	0.363	5.72	13	1.47	11.3 J	21	0.493 J	12.2 J	9.32 J
PCB-159	39635-35-3	ng/g	< 0.0654 U	< 0.0683 U	< 0.0684 U	< 0.0659 U	< 0.0684 U	< 0.07 UJ	< 0.0691 UJ	< 0.066 UJ	< 0.0699 UJ	< 0.0701 UJ	< 0.0677 UJ	1.35 J	< 0.0698 U	< 0.0672 U	< 0.0667 U	< 0.0685 U
PCB-161	74472-43-8	ng/g	< 0.0617 U	< 0.0645 U	< 0.0646 U	< 0.0621 U	< 0.0645 U	< 0.066 U	< 0.0652 U	< 0.0622 U	< 0.0659 U	< 0.0661 U	< 0.0638 U	< 0.0653 U	< 0.0658 U	< 0.0634 U	< 0.0629 U	< 0.0646 U
PCB-162	39635-34-2	ng/g	< 0.0632 U	< 0.066 U	< 0.0661 U	< 0.0636 U	< 0.066 U	< 0.0676 UJ	< 0.0668 UJ	< 0.0637 UJ	< 0.0675 UJ	< 0.0677 UJ	< 0.0654 UJ	0.757 J	< 0.0674 U	< 0.0649 U	< 0.0644 U	< 0.0662 U
PCB-165	74472-46-1	ng/g	< 0.0884 U	< 0.0923 U	< 0.0925 U	< 0.089 U	< 0.0924 U	< 0.0946 U	< 0.0934 U	< 0.0892 U	4.58	< 0.0947 U	< 0.0915 U	0.644 J	< 0.0943 U	< 0.0908 U	< 0.0901 U	< 0.0926 U
PCB-166	41411-63-6	ng/g	< 0.0791 U	< 0.0826 U	< 0.0828 U	< 0.0797 U	< 0.0827 U	< 0.0847 UJ	< 0.0836 UJ	< 0.0798 UJ	< 0.0846 UJ	< 0.0848 UJ	< 0.0819 UJ	0.715 J	1.48 J	< 0.0813 U	< 0.0806 U	< 0.0829 U
PCB-167	52663-72-6	ng/g	1.33 J+	2.17 J+	0.782 J+	< 0.0545 UJ	0.342 J	3.52	1.18	0.223	2.76	5.55	0.519	5.55 J	8.24 J	< 0.0556 U	4.87 J	4.91 J
PCB-169	32774-16-6	ng/g	< 0.0478 U	< 0.0499 U	< 0.05 U	< 0.0481 U	< 0.05 U	< 0.0512 U	< 0.0505 U	< 0.0482 U	< 0.0511 U	< 0.0512 U	< 0.0495 U	< 0.0506 U	< 0.051 UJ	< 0.0491 UJ	< 0.0487 UJ	< 0.0501 UJ
PCB-170/190	PCB-170/190	ng/g	4.7	6.1	2.26	0.733	1.32	12.5	7.38	1.52	10.6	26.8	2.85	32.6	35.4 J	1.17 J	21.6 J	23.5 J
PCB-171	52663-71-5	ng/g	1.38	2.25	0.659	< 0.0625 U	0.42	3.25	1.73	< 0.0626 U	2.63	6.28	0.637	8.21 J	9.18 J	< 0.0638 UJ	5.7 J	6.13 J
PCB-172/192	PCB-172/192	ng/g	0.704 J	1.1 J	< 0.143 UJ	< 0.138 U	< 0.143 U	1.76	1.02	< 0.138 U	1.45	3.35	0.409	4.77 J	4.6 J	< 0.141 UJ	2.8 J	3 J
PCB-173	68194-16-1	ng/g	< 0.0836 U	< 0.0873 U	< 0.0874 U	< 0.0842 U	< 0.0873 U	< 0.0894 U	< 0.0883 U	< 0.0843 U	< 0.0893 U	< 0.0896 U	< 0.0865 U	< 0.0884 U	< 0.0891 UJ	< 0.0858 UJ	< 0.0852 UJ	< 0.0875 UJ
PCB-174	38411-25-5	ng/g	5.07	6.34	2.26	0.518	0.973	9.66	5.92	1.24	8.35	21.6	2.27	25.5	29 J	0.657 J	17.6 J	17.1 J
PCB-175	40186-70-7	ng/g	< 0.0597 U	< 0.0623 U	< 0.0624 U	< 0.0601 U	< 0.0624 U	0.41	< 0.063 U	< 0.0602 U	0.28	0.751	< 0.0617 U	1.11 J	1.15 J	< 0.0613 UJ	0.651 J	0.843 J
PCB-176	52663-65-7	ng/g	0.581	0.753	< 0.0673 U	< 0.0648 U	< 0.0672 U	1.1	0.754	< 0.0649 U	0.977	2.26	0.251	3.15 J	3.36 J	< 0.066 U	2.09 J	2.13 J
PCB-177	52663-70-4	ng/g	2.95	4.15	1.98	0.402	0.77	5.96	3.7	0.812	5.39	13.2	1.44	19.3 J	17.5 J	0.523 J	11.1 J	11.4 J
PCB-178	52663-67-9	ng/g	1.26	1.5	0.868	< 0.0791 U	0.288	2.41	1.58	0.293	2.1	4.92	0.629	9.43 J	6.28 J	< 0.0807 UJ	4.49 J	4.55 J
PCB-179	52663-64-6	ng/g	1.72	2.38	0.934	0.223	0.367	3.58	2.29	0.339	3.19	8.04	0.809	12.5 J	10.6 J	0.244 J	6.66 J	6.95 J
PCB-180	35065-29-3	ng/g	10.5	14.4	4.54	0.945	2.19	19.3	12.3	2.22	17.2	45.7 J	4.93	59.5 J	62 J	1.44 J	37.3 J	40.9 J
PCB-181	74472-47-2	ng/g	< 0.0879 U	< 0.0917 U	< 0.0919 U	< 0.0885 U	< 0.0918 U	< 0.094 U	< 0.0928 U	< 0.0886 U	< 0.0939 U	< 0.0941 U	< 0.0909 U	< 0.0929 U	< 0.0937 UJ	< 0.0902 UJ	< 0.0895 UJ	< 0.092 UJ
PCB-182/187	PCB-182/187	ng/g	5.62	7.39	3.64	0.73	1.46	11.7	7.3	1.76	10.5	25.3	2.67	41.7 J	32.9 J	0.855 J	21.8 J	23 J
PCB-183	52663-69-1	ng/g	2.33 J	3.28 J	1.09 J	0.206 J	0.485 J	4.76	3.07	0.428	4.2	10.1	1.17	13.8 J	14.6 J	0.279 J	8.96 J	9.59 J
PCB-184	74472-48-3	ng/g	< 0.0462 U	< 0.0482 U	< 0.0483 U	< 0.0465 U	< 0.0482 U	< 0.0494 U	< 0.0488 U	< 0.0465 U	< 0.0493 U	< 0.0495 U	< 0.0477 U	< 0.0488 U	< 0.0492 U	< 0.0474 U	< 0.047 U	< 0.0483 U
PCB-185	52712-05-7	ng/g	1.09 J	0.914 J	< 0.0708 UJ	< 0.0681 U	< 0.0707 U	1.28 J	0.666 J	< 0.0682 UJ	0.915 J	2.73 J	0.335 J	2.8 J	3.53 J	< 0.0695 UJ	1.89 J	1.64 J
PCB-186	74472-49-4	ng/g	< 0.0693 U	< 0.0724 U	< 0.0725 U	< 0.0698 U	< 0.0724 U	< 0.0742 U	< 0.0732 U	< 0.0699 U	< 0.0741 U	< 0.0743 U	< 0.0717 U	< 0.0733 U	< 0.0739 U	< 0.0712 U	< 0.0706 U	< 0.0726 U
PCB-188	74487-85-7	ng/g	< 0.0504 U	< 0.0526 U	< 0.0527 U	< 0.0508 U	< 0.0527 U	< 0.0539 U	< 0.0533 U	< 0.0508 U	< 0.0539 U	< 0.054 U	< 0.0521 U	0.272 J	< 0.0538 U	< 0.0518 U	< 0.0514 U	< 0.0528 U
PCB-189	39635-31-9	ng/g	< 0.0519 U	< 0.0542 U	< 0.0543 U	< 0.0523 U	< 0.0542 U	< 0.0555 U	< 0.0548 U	< 0.0523 U	0.462	1.13	< 0.0537 U	1.68 J	1.65 J	< 0.0533 UJ	1.14 J	1.42 J
PCB-191	74472-50-7	ng/g	< 0.128 U	< 0.134 U	< 0.134 U	< 0.129 U	< 0.134 U	< 0.137 U	< 0.136 U	< 0.13 U	0.335	0.838	< 0.133 U	1.13 J	1.07 J	< 0.132 UJ	0.655 J	0.859 J
PCB-193	69782-91-8	ng/g	0.991	1.39	0.874	< 0.174 U	< 0.181 U	1.04	0.657	0.201	0.995	2.36	0.182 J	3.68 J	2.88 J	< 0.178 UJ	1.83 J	2.23 J
PCB-194	35694-08-7	ng/g	3.34 J	4.71 J	< 0.155 UJ	< 0.149 UJ	3.14 J	7.21 J	7.98 J	4.24 J	8.3 J	286 J	4.17 J	27.9	22.8 J	< 0.152 UJ	13.9 J	20.3 J
PCB-195	52663-78-2	ng/g	< 0.141 U	< 0.147 U	< 0.148 U	< 0.142 U	< 0.147 U	2.26	1.62	< 0.142 U	1.87	5.9	0.595	9.33 J	6.83 J	< 0.145 UJ	4.78 J	6.18 J
PCB-196/203	PCB-196/203	ng/g	4.21 J	5.44 J	2.7 J	< 0.125 U	1.17	6.94 J	4.22 J	1.25 J	6.23 J	16.7 J	1.77 J	26.7	20 J	< 0.128 UJ	12.9 J	17.6 J
PCB-197	33091-17-7	ng/g	< 0.0552 U	< 0.0577 U	< 0.0578 U	< 0.0556 U	< 0.0577 U	< 0.0591 UJ	< 0.0583 UJ	< 0.0557 UJ	< 0.059 UJ	0.636 J	< 0.0571 UJ	0.72 J	< 0.0589 U	< 0.0567 U	0.563 J	< 0.0578 U
PCB-198	68194-17-2	ng/g	< 0.0938 U	< 0.0979 U	< 0.0981 U	< 0.0944 U	< 0.098 U	< 0.1 UJ	< 0.0991 UJ	< 0.0946 UJ	< 0.1 UJ	0.758 J	< 0.097 UJ	1.22 J	0.918 J	< 0.0963 UJ	0.627 J	1.28 J
PCB-199	52663-75-9	ng/g	3.89 J	4.98 J	18.6 J	< 0.0868 UJ	0.877 J	6.05	4.2	1.17	5.56	14	1.66	22.6	17.2 J	< 0.0885 UJ	11.5 J	14.6 J
PCB-200	52663-73-7	ng/g	< 0.0801 U	< 0.0836 U	< 0.0837 U	< 0.0806 U	< 0.0837 U	0.903 J	< 0.0846 UJ	< 0.0807 UJ	0.833 J	1.72 J	< 0.0828 UJ	2.39 J	1.99 J	< 0.0822 U	1.41 J	1.92 J
PCB-201	40186-71-8	ng/g	< 0.048 U	< 0.0501 U	< 0.0502 U	< 0.0483 U	< 0.0502 U	0.672 J	< 0.0507 UJ	< 0.0484 UJ	0.711 J	1.67 J	< 0.0497 UJ	2.65 J	2.19 J	< 0.0493 U	1.5 J	1.83 J
PCB-202	2136-99-4	ng/g	< 0.0601 U	< 0.0627 U	< 0.0628 U	< 0.0605 U	< 0.0627 U	1.31 J	< 0.0634 UJ	< 0.0606 UJ	1.05 J	3.92 J	< 0.0621 UJ	4 J	2.97 J	< 0.0617 U	1.99 J	2.38 J
PCB-204	74472-52-9	ng/g	< 0.0929 U	< 0.097 U	< 0.0971 U	< 0.0935 U	< 0.097 U	< 0.0993 U	< 0.0981 U	< 0.0936 U	< 0.0992 U	< 0.0995 U	< 0.0961 U	< 0.0982 U	< 0.099 U	< 0.0954 U	< 0.0946 U	< 0.0972 U
PCB-205	74472-53-0	ng/g	< 0.0513 U	< 0.0536 U	< 0.0537 U	< 0.0517 U	< 0.0536 U	< 0.0549 UJ	< 0.0542 UJ	< 0.0518 UJ	< 0.0549 UJ	< 0.055 UJ	< 0.0531 UJ	1.19 J	< 0.0547 UJ	< 0.0527 UJ	1.1 J	< 0.0538 UJ
PCB-206	40186-72-9	ng/g	2.31 J	< 0.0515 UJ	< 0.0516 UJ	< 0.0496 UJ	0.994 J	3.54	1.75	< 0.0497 U	3.76	7.83	0.903	11.2 J	8.13 J	< 0.0506 UJ	6.15 J	7.43 J
PCB-207	52663-79-3	ng/g	< 0.0651 UJ	< 0.0679 UJ	< 0.068 UJ	< 0.0655 U	< 0.068 U	0.396	< 0.0687 U	< 0.0656 U	< 0.0695 U	0.85	< 0.0673 U	1.11 J	0.828 J	< 0.0668 UJ	0.751 J	0.801 J
PCB-208	52663-77-1	ng/g	< 0.0651 UJ	< 0.0679 UJ	< 0.068 UJ	< 0.0655 U	0.368	0.979	< 0.0687 U	< 0.0656 U	0.953	2.22	0.261	2.74 J	2.28 J	< 0.0668 UJ	1.96 J	1.78 J
PCB-209	2051-24-3	ng/g	< 0.0428 UJ	< 0.0447 UJ	< 0.0448 UJ	< 0.0431 UJ	1.02 J	1.74	< 0.0452 U	< 0.0432 U	2.34	3.51	0.344	3.1 J	2.49 J	< 0.044 U	3.32 J	2.66 J
Total Decachlorobiphenyls	RA_Total_DECPCB	ng/g	< 0.0428 U	< 0.0447 U	< 0.0448 U	< 0.0431 U	1.02	1.74	< 0.0452 U	< 0.0432 U	2.34	3.51	0.344	3.1	2.49	< 0.044 U	3.32	2.66
Total Dichlorobiphenyls	RA_Total_DIPCB	ng/g	16.229	46.936	32.746	3.64	0.303	403.2	404.67	11.941	183.59	405.62	410.29	2683.1	3928.6	46.36	816.93	5998.8
Total Heptachlorobiphenyls	RA_Total_HEPPCB	ng/g	38.896	51.947	19.105	3.757	8.273	78.71	48.367	8.813	69.574	175.359	18.582	241.132	235.7	5.168	146.266	155.242
Total Hexachlorobiphenyls	RA_Total_HEXPCB	ng/g	125.489	190.194	62.918	12.182	30.047	278.044	173.761	24.998	253.613	545.29	60.911	596.27	803.195	17.412	513.677	370.383
Total Monochlorobiphenyls	RA_Total_MONPCB	ng/g	< 0.0460 U	< 0.0480 U	2.25	0.577	< 0.0480 U	12.08	10.192	2.167	42.5	40.3	58.1	401.23	431.6	3.27	109.74	705.8
Total Nonachlorobiphenyls	RA_Total_NONPCB	ng/g	2.31	< 0.0679 U	< 0.0680 U	< 0.0655 U	1.362	4.915	1.75	< 0.0656 U	4.713	10.9	1.164	15.05	11.238	< 0.0668 U	8.861	10.011
Total Octachlorobiphenyls	RA_Total_OCTPCB	ng/g	11.44	15.13	21.3	< 0.149 U	5.187	25.345	18.02	6.66	24.554	331.304	8.195	98.7	74.898	< 0.152 U	50.27	66.09
Total Pentachlorobiphenyls	RA_Total_PENPCB	ng/g	624.574	802.893	170.39	39.812	46.821	850.62	937.49	47.111	506.827	1470.88	208.211	1493.75	3815.36	93.64	1109	994.51
Total Tetrachlorobiphenyls	RA_Total_TETPCB	ng/g	1207.73	1587.13	204.584	67.891	24.688	2352.46	3543.93	41.967	801.817	2123.03	411.528	5124.82	14353.2	332.168	2095.26	8007.81
Total Trichlorobiphenyls	RA_Total_TRICPB	ng/g	122.004	320.252	70.9	12.185	6.353	1839.31	3276.95	25.903	297.244	796.33	368.355	6563.7	14542.5	248.44	1513.99	12855.3
Total PCB Congeners	RA_Tot_PCB_Cong	ng/g	2148.67	3014.49	584.193	140.044	124.054	5846.42	8415.13	169.56	2186.77	5902.52	1545.68	17220.9	38198.8	746.458	6367.31	29166.6
Total PCB TEQ (Bird)	RA-TEQ-B-PCB	ng/g	1.1254763	1.7755453	0.38956022	0.054891	0.0486067	0.2503311	1.7210678	0.09300463	0.79823452	2.9977749	0.51413879	2.184677	7.8381789	0.154671	1.4240198	3.5931819
Total PCB TEQ (Fish)	RA-TEQ-F-PCB	ng/g	0.00362125	0.00554225	0.001209055	0.00015546	0.00015146	0.0020181	0.0049063	0.000248225	0.00252056	0.01962015	0.00153694	0.0182761	0.0320865	0.0003933	0.00446845	0.01771725
Total PCB TEQ (Mammal)	RA-TEQ-M-PCB	ng/g	0.0070965	0.0100515	0.00243543	0.00038776	0.00042776	0.0055206	0.0082928	0.00056435	0.00490536	0.2388059	0.00267054	0.2610446	0.243869	0.0008198	0.0096007	0.2009245
TAL Metals and Mercury																		
Aluminum	7429-90-5	mg/kg	3800	-	3000	3800	4600	3400 J-	2200 J-	3700 J-	5100 J-	5200 J-	2600 J-	4200	3700	3100	5500	3200
Calcium	7440-70-2	mg/kg	730	-	650	730	960	1500	1700	330 J	3500	2900	1300	1800	1100	830	3400	1300
Iron	7439-89-6	mg/kg	13000	-	5200	4900	9900	5100	3100	8200	8500	14000	6500	10000	4700	6500	13000	4400
Magnesium	7439-95-4	mg/kg	1300	-	630	660	1900	980 J-	900 J-	640 J-	1500 J-	1400 J-	1100 J-	1200	970	1400	1400	840
Potassium	7440-09-7	mg/kg	140 J	-	< 540 U	< 630 U	240 J	150 J-	76 J-	< 530 UJ	260 J-	200 J-	290 J-	180 J	160 J	150 J	260 J	110 J
Sodium	7440-23-5	mg/kg	130 J	-	< 540 U	190 J	< 430 U	450 J	140 J	< 530 U	340 J	370 J	< 490 U	260 J	250 J	99 J	590 J	400 J
Antimony	7440-36-0	mg/kg	0.91 J	-	0.13 J	0.093 J	0.38 J	< 1.9 U	0.17 J	< 1.2 U	0.80 J	< 1.4 U	< 0.90 U	1.5	< 1.1 U	< 0.76 U	< 1.5 U	< 1.4 U
Arsenic	7440-38-2	mg/kg	5.6 J	-	0.60 J	0.69	2.7	3.4	1.4	1.4	2.5	5.5	1.6	3.5	1.6	0.38	2.3	2.9
Barium	7440-39-3	mg/kg	38	-	22	29	28	84	21	11	69	69	15	58	41	8.4	51	40
Beryllium	7440-41-7	mg/kg	0.22 J	-	0.13 J	0.31 J	0.20 J	< 0.96 U	< 0.45 U	< 0.60 U	< 1.1 U	0.73	< 0.45 U	< 0.54 U	< 0.55 U	< 0.38 U	< 0.77 U	< 0.68 U

Table 12
Phase 2 Reach Floodplain Soil Analytical Results
Phase 2 Data Evaluation Summary Memorandum
Lower Neponset River
Boston and Milton, Massachusetts

			24D-0013 24D-0013-BS 6/17/2024 N 1 - 2 ft	24D-0013 24D-0013-CS 6/17/2024 N 2 - 2.1 ft	24D-0014 24D-0014-AS 6/17/2024 N 0 - 1 ft	24D-0014 24D-0014-BS 6/17/2024 N 1 - 1.6 ft	24D-0015 24D-0015-AS 6/17/2024 N 0 - 1 ft	24D-0016 24D-0016-AS 6/14/2024 N 0 - 1 ft	24D-0016 24D-0016-BS 6/14/2024 N 1 - 1.3 ft	24D-0017 24D-0017-AS 6/14/2024 N 0 - 0.4 ft	24D-0018 24D-0018-AS 6/14/2024 N 0 - 1 ft	24D-0019 24D-0019-AS 6/14/2024 N 0 - 1 ft	24D-0019 24D-0019-BS 6/14/2024 N 1 - 1.6 ft	24D-0020 24D-0020-AS 6/5/2024 N 0 - 1 ft	24D-0020 24D-0020-BS 6/5/2024 N 1 - 2 ft	24D-0020 24D-0020-CS 6/5/2024 N 2 - 3 ft	24D-0021 24D-0021-AS 6/5/2024 N 0 - 1 ft	24D-0021 24D-0021-BS 6/5/2024 N 1 - 2 ft
Analyte	CAS Number	Units															
Cadmium	7440-43-9	mg/kg	< 0.57 U	-	< 0.66 U	< 0.62 U	< 0.43 U	0.28 J	0.69	< 0.60 U	0.42 J	0.40 J	0.31 J	1.0 J-	0.28 J-	< 0.38 UJ	0.51 J-	0.65 J-
Chromium, Total	7440-47-3	mg/kg	62 EB	-	8.6 EB	10 EB	12 EB	22 JEB	4.7 JEB	8.6 JEB	36 JEB	48 JEB	9.8 JEB	39 EB	25 EB	5.6 EB	27 EB	24 EB
Cobalt	7440-48-4	mg/kg	3.9 J+	-	1.5 J+	1.7 J+	3.2 J+	2.2	5.6	1.2	2.9	6.0	15	2.9	1.7	1.4	2.0	2.5
Copper	7440-50-8	mg/kg	52 J+	-	4.8 J+	3.8 J+	20 J+	48	24	16	47	65	14	64 J	46 J	6.3 J	41 J	51 J
Lead	7439-92-1	mg/kg	110 EB	-	14 EB	8.4 EB	48 EB	120	120	21	110	180	11	120	89	3.1	74	110
Manganese	7439-96-5	mg/kg	110 EB	-	40 EB	53 EB	110 EB	200 JEB	50 JEB	36 JEB	230 JEB	210 JEB	300 JEB	92 JEB	39 JEB	20 JEB	64 JEB	37 JEB
Nickel	7440-02-0	mg/kg	8.6 J+	-	3.0 J+	3.7 J+	6.0 J+	6.2	8.2	4.2	8.1	10	4.4	7.9	4.9	1.0 J-	5.9 J-	5.7
Selenium	7782-49-2	mg/kg	0.48 J	-	< 3.3 U	< 3.1 U	< 2.1 U	< 4.8 U	< 2.2 U	< 3.0 U	< 5.2 U	< 3.4 U	< 2.2 U	< 2.7 UJ	< 2.7 UJ	< 1.9 UJ	< 3.8 UJ	< 3.4 UJ
Silver	7440-22-4	mg/kg	0.22 J-	-	0.046 J-	0.043 J-	0.085 J-	0.24 J-	0.062 J-	0.048 J-	0.33 J-	0.43 J-	0.090 J-	0.32 J	0.23 J	< 0.38 U	0.23 J	0.27 J
Thallium	7440-28-0	mg/kg	0.080 J	-	< 0.66 U	< 0.62 U	< 0.43 U	< 0.96 U	< 0.45 U	< 0.60 U	< 1.1 U	< 0.67 U	< 0.45 U	0.038 J	0.038 J	< 0.38 U	< 0.77 U	< 0.68 U
Vanadium	7440-62-2	mg/kg	19	-	12	11	17	15	7.7	16	15	25	8.6	14	13	3.5	11	15
Zinc	7440-66-6	mg/kg	31 JEB	-	15 EB	14 EB	29 EB	97 EB	120 EB	19 EB	180 EB	65 EB	23 EB	150 JEB	64 JEB	9.4 JEB	100 JEB	110 JEB
Mercury	7439-97-6	mg/kg	0.073 J	-	< 0.12 U	< 0.14 U	0.17	0.41	< 0.13 U	0.12	0.57	0.72	< 0.11 U	0.50	0.39	< 0.10 U	0.58	0.29
TCL VOCs																		
1,1,1-Trichloroethane (TCA)	71-55-6	ug/kg	< 6.3 U	-	< 5.7 U	< 6.3 U	< 4.4 U	< 9.8 UJ	< 6.7 UJ	< 5.5 U	< 1300 U	< 10 U	< 5.1 U	< 6.4 U	< 6.4 U	< 4.6 U	< 8.2 U	< 7.4 U
1,1,2,2-TETRACHLOROETHANE	79-34-5	ug/kg	< 6.3 U	-	< 5.7 U	< 6.3 U	< 4.4 U	< 9.8 U	< 6.7 U	< 5.5 U	< 1300 U	< 10 U	< 5.1 U	< 6.4 U	< 6.4 U	< 4.6 U	< 8.2 U	< 7.4 U
1,1,2-TRICHLORO-1,2,2-TRIFLUOROETHANE	76-13-1	ug/kg	< 6.3 U	-	< 5.7 U	< 6.3 U	< 4.4 U	< 9.8 UJ	< 6.7 UJ	< 5.5 U	< 1300 U	< 10 U	< 5.1 U	< 6.4 U	< 6.4 U	< 4.6 U	< 8.2 U	< 7.4 U
1,1,2-Trichloroethane	79-00-5	ug/kg	< 6.3 U	-	< 5.7 U	< 6.3 U	< 4.4 U	< 9.8 U	< 6.7 U	< 5.5 U	< 1300 U	< 10 U	< 5.1 U	< 6.4 U	< 6.4 U	< 4.6 U	< 8.2 U	< 7.4 U
1,1-Dichloroethane	75-34-3	ug/kg	< 6.3 U	-	< 5.7 U	< 6.3 U	< 4.4 U	< 9.8 U	< 6.7 U	< 5.5 U	< 1300 U	< 10 U	< 5.1 U	< 6.4 U	< 6.4 U	< 4.6 U	< 8.2 U	< 7.4 U
1,1-Dichloroethene	75-35-4	ug/kg	< 6.3 U	-	< 5.7 U	< 6.3 U	< 4.4 U	< 9.8 U	< 6.7 U	< 5.5 U	< 1300 U	< 10 U	< 5.1 U	< 6.4 U	< 6.4 U	< 4.6 U	< 8.2 U	< 7.4 U
1,2,3-Trichlorobenzene	87-61-6	ug/kg	< 6.3 U	-	< 5.7 UJ	< 6.3 U	< 4.4 U	< 930 U	-	< 5.5 UJ	< 1300 U	< 10 UJ	< 5.1 UJ	< 6.4 U	< 6.4 U	< 4.6 U	< 8.2 U	< 7.4 U
1,2,3-TRICHLOROPROPANE	96-18-4	ug/kg	< 6.3 U	-	< 5.7 U	< 6.3 U	< 4.4 U	< 9.8 U	< 6.7 U	< 5.5 U	< 1300 U	< 10 U	< 5.1 UJ	< 6.4 U	< 6.4 U	< 4.6 U	< 8.2 U	< 7.4 U
1,2,4-TRICHLOROBENZENE	120-82-1	ug/kg	< 6.3 U	-	< 5.7 UJ	< 6.3 U	< 4.4 U	< 930 U	< 490 U	< 5.5 UJ	< 1300 U	< 10 UJ	< 5.1 UJ	< 6.4 U	< 6.4 U	< 4.6 U	< 8.2 U	< 7.4 U
1,2,4-Trimethylbenzene	95-63-6	ug/kg	< 6.3 U	-	< 5.7 U	< 6.3 U	< 4.4 U	< 930 U	< 490 U	< 5.5 U	< 1300 U	< 10 UJ	< 5.1 U	< 6.4 U	< 6.4 U	< 4.6 U	< 8.2 U	< 7.4 U
1,2-Dibromo-3-Chloropropane	96-12-8	ug/kg	< 6.3 U	-	< 5.7 U	< 6.3 U	< 4.4 U	< 930 U	< 490 U	< 5.5 U	< 1300 U	< 10 UJ	< 5.1 U	< 6.4 U	< 6.4 U	< 4.6 U	< 8.2 U	< 7.4 U
1,2-Dibromoethane (Ethylene Dibromide)	106-93-4	ug/kg	< 6.3 U	-	< 5.7 U	< 6.3 U	< 4.4 U	< 9.8 UJ	< 6.7 UJ	< 5.5 U	< 1300 U	< 10 U	< 5.1 U	< 6.4 U	< 6.4 U	< 4.6 U	< 8.2 U	< 7.4 U
1,2-Dichlorobenzene	95-50-1	ug/kg	< 6.3 U	-	< 5.7 UJ	< 6.3 U	< 4.4 U	< 930 U	< 490 U	< 5.5 UJ	< 1300 U	< 10 UJ	< 5.1 UJ	< 6.4 U	< 6.4 U	< 4.6 U	< 8.2 U	< 7.4 U
1,2-Dichloroethane	107-06-2	ug/kg	< 6.3 U	-	< 5.7 U	< 6.3 U	< 4.4 U	< 9.8 UJ	< 6.7 UJ	< 5.5 U	< 1300 U	< 10 U	< 5.1 U	< 6.4 U	< 6.4 U	< 4.6 U	< 8.2 U	< 7.4 U
1,2-DICHLOROPROPANE	78-87-5	ug/kg	< 6.3 U	-	< 5.7 U	< 6.3 U	< 4.4 U	< 9.8 U	< 6.7 U	< 5.5 U	< 1300 U	< 10 U	< 5.1 UJ	< 6.4 U	< 6.4 U	< 4.6 U	< 8.2 U	< 7.4 U
1,3,5-Trimethylbenzene (Mesitylene)	108-67-8	ug/kg	< 6.3 U	-	< 5.7 U	< 6.3 U	< 4.4 U	< 930 U	< 490 U	< 5.5 U	< 1300 U	< 10 UJ	< 5.1 U	< 6.4 U	< 6.4 U	< 4.6 U	< 8.2 U	< 7.4 U
1,3-DICHLOROBENZENE	541-73-1	ug/kg	< 6.3 U	-	< 5.7 UJ	< 6.3 U	< 4.4 U	< 930 U	< 490 U	< 5.5 UJ	< 1300 U	< 10 UJ	< 5.1 UJ	< 6.4 U	< 6.4 U	< 4.6 U	< 8.2 U	< 7.4 U
1,4-DICHLOROBENZENE	106-46-7	ug/kg	< 6.3 U	-	< 5.7 UJ	< 6.3 U	< 4.4 U	< 930 U	< 490 U	< 5.5 UJ	< 1300 U	< 10 UJ	< 5.1 UJ	< 6.4 U	< 6.4 U	< 4.6 U	< 8.2 U	< 7.4 U
2-HEXANONE	591-78-6	ug/kg	< 13 U	-	< 11 U	< 13 U	< 8.8 U	< 20 U	< 13 U	< 11 U	< 2600 U	< 20 U	< 10 U	< 13 U	< 13 U	< 9.2 U	< 16 U	< 15 U
ACETONE	67-64-1	ug/kg	< 13 U	-	13 EB	< 13 U	< 8.8 U	< 20 U	26 EB	< 11 U	< 2600 U	< 20 U	< 10 U	< 13 U	< 13 U	< 9.2 U	< 16 U	25 TB
Benzene	71-43-2	ug/kg	< 6.3 U	-	< 5.7 U	< 6.3 U	< 4.4 U	< 9.8 U	< 6.7 U	< 5.5 U	< 1300 U	< 10 U	< 5.1 U	< 6.4 U	< 6.4 U	< 4.6 U	< 8.2 U	< 7.4 U
BROMOCHLOROMETHANE	74-97-5	ug/kg	< 6.3 U	-	< 5.7 U	< 6.3 U	< 4.4 U	< 9.8 U	< 6.7 U	< 5.5 U	< 1300 U	< 10 U	< 5.1 U	< 6.4 U	< 6.4 U	< 4.6 U	< 8.2 U	< 7.4 U
BROMODICHLOROMETHANE	75-27-4	ug/kg	< 6.3 U	-	< 5.7 U	< 6.3 U	< 4.4 U	< 9.8 U	< 6.7 U	< 5.5 U	< 1300 U	< 10 U	< 5.1 UJ	< 6.4 U	< 6.4 U	< 4.6 U	< 8.2 U	< 7.4 U
BROMOFORM	75-25-2	ug/kg	< 6.3 U	-	< 5.7 U	< 6.3 U	< 4.4 U	< 930 U	< 490 U	< 5.5 U	< 1300 U	< 10 UJ	< 5.1 U	< 6.4 U	< 6.4 U	< 4.6 U	< 8.2 U	< 7.4 U
BROMOMETHANE	74-83-9	ug/kg	< 6.3 U	-	< 5.7 U	< 6.3 U	< 4.4 U	< 9.8 U	< 6.7 U	< 5.5 U	< 1300 U	< 10 U	< 5.1 U	< 6.4 U	< 6.4 U	< 4.6 U	< 8.2 U	< 7.4 U
CARBON DISULFIDE	75-15-0	ug/kg	< 6.3 U	-	< 5.7 U	< 6.3 U	< 4.4 U	< 9.8 U	4.4 J	< 5.5 U	< 1300 U	< 10 U	< 5.1 U	< 6.4 U	< 6.4 U	< 4.6 U	< 8.2 U	< 7.4 U
CARBON TETRACHLORIDE	56-23-5	ug/kg	< 6.3 U	-	< 5.7 U	< 6.3 U	< 4.4 U	< 9.8 UJ	< 6.7 UJ	< 5.5 U	< 1300 U	< 10 U	< 5.1 U	< 6.4 U	< 6.4 U	< 4.6 U	< 8.2 U	< 7.4 U
Chlorobenzene	108-90-7	ug/kg	< 6.3 U	-	< 5.7 UJ	< 6.3 U	< 4.4 U	< 9.8 UJ	< 6.7 UJ	< 5.5 UJ	< 1300 U	< 10 UJ	< 5.1 UJ	< 6.4 U	< 6.4 U	< 4.6 U	< 8.2 U	< 7.4 U
CHLOROETHANE	75-00-3	ug/kg	< 6.3 U	-	< 5.7 U	< 6.3 U	< 4.4 U	< 9.8 U	< 6.7 U	< 5.5 U	< 1300 U	< 10 U	< 5.1 U	< 6.4 U	< 6.4 U	< 4.6 U	< 8.2 U	< 7.4 U
Chloroform	67-66-3	ug/kg	< 6.3 U	-	< 5.7 U	< 6.3 U	< 4.4 U	< 9.8 U	< 6.7 U	< 5.5 U	< 1300 U	< 10 U	< 5.1 U	< 6.4 U	< 6.4 U	< 4.6 U	< 8.2 U	< 7.4 U
CHLOROMETHANE	74-87-3	ug/kg	< 6.3 U	-	< 5.7 U	< 6.3 U	< 4.4 U	< 9.8 U	< 6.7 U	< 5.5 U	< 1300 U	< 10 U	< 5.1 U	< 6.4 U	< 6.4 U	< 4.6 U	< 8.2 U	< 7.4 U
CIS-1,2-DICHLOROETHYLENE	156-59-2	ug/kg	< 6.3 U	-	< 5.7 U	< 6.3 U	< 4.4 U	< 9.8 U	< 6.7 U	< 5.5 U	< 1300 U	< 10 U	< 5.1 U	< 6.4 U	< 6.4 U	< 4.6 U	< 8.2 U	< 7.4 U
cis-1,3-Dichloropropene	10061-01-5	ug/kg	< 6.3 U	-	< 5.7 U	< 6.3 U	< 4.4 U	< 9.8 U	< 6.7 U	< 5.5 U	< 1300 U	< 10 U	< 5.1 U	< 6.4 U	< 6.4 U	< 4.6 U	< 8.2 U	< 7.4 U
Cyclohexane	110-82-7	ug/kg	< 6.3 U	-	< 5.7 U	< 6.3 U	< 4.4 U	< 9.8 U	< 6.7 U	< 5.5 U	< 1300 U	< 10 U	< 5.1 UJ	< 6.4 U	< 6.4 U	< 4.6 U	< 8.2 U	< 7.4 U
DIBROMOCHLOROMETHANE	124-48-1	ug/kg	< 6.3 U	-	< 5.7 U	< 6.3 U	< 4.4 U	< 9.8 U	< 6.7 U	< 5.5 U	< 1300 U	< 10 U	< 5.1 U	< 6.4 U	< 6.4 U	< 4.6 U	< 8.2 U	< 7.4 U
Dichlorodifluoromethane	75-71-8	ug/kg	< 6.3 U	-	< 5.7 U	< 6.3 U	< 4.4 U	< 9.8 U	< 6.7 U	< 5.5 U	< 1300 U	< 10 U	< 5.1 U	< 6.4 U	< 6.4 U	< 4.6 U	< 8.2 U	< 7.4 U
Ethylbenzene	100-41-4	ug/kg	< 6.3 U	-	< 5.7 U	< 6.3 U	< 4.4 U	< 9.8 U	< 6.7 U	< 5.5 U	< 1300 U	< 10 U	< 5.1 U	< 6.4 U	< 6.4 U	< 4.6 U	< 8.2 U	< 7.4 U
Isopropylbenzene (Cumene)	98-82-8	ug/kg	< 6.3 U	-	< 5.7 U	< 6.3 U	< 4.4 U	< 930 U	< 490 U	< 5.5 U	< 1300 U	< 10 UJ	< 5.1 U	< 6.4 U	< 6.4 U	< 4.6 U	< 8.2 U	< 7.4 U
m,p-Xylene	179601-23-1	ug/kg	< 6.3 U	-	< 5.7 U	< 6.3 U	< 4.4 U	< 9.8 U	< 6.7 U	< 5.5 U	< 1300 U	< 10 U	< 5.1 U	< 6.4 U	< 6.4 U	< 4.6 U	< 8.2 U	< 7.4 U
METHYL ACETATE	79-20-9	ug/kg	< 6.3 U	-	< 5.7 U	< 6.3 U	< 4.4 U	1600	< 6.7 UJ	< 5.5 U	2900	< 10 U	< 5.1 U	< 6.4 U	< 6.4 U	< 4.6 U	< 8.2 U	< 7.4 U
Methyl Ethyl Ketone (2-Butanone)	78-93-3	ug/kg	< 13 U	-	< 11 U	< 13 U	< 8.8 U	< 20 U	< 13 U	< 11 U	< 2600 U	< 20 U	< 10 U	< 13 U	< 13 U	< 9.2 U	< 16 U	8.4 J
METHYL ISOBUTYL KETONE (4-METHYL-2-PENTANONE)	108-10-1	ug/kg	< 13 U	-	< 11 U	< 13 U	< 8.8 U	< 20 U	< 13 U	< 11 U	< 2600 U	< 20 U	< 10 U	< 13 U	< 13 U	< 9.2 U	< 16 U	< 15 U
Methylcyclohexane	108-87-2	ug/kg	< 6.3 U	-	< 5.7 U	< 6.3 U	< 4.4 U	< 9.8 U	< 6.7 U	< 5.5 U	< 1300 U	< 10 U	< 5.1 UJ	< 6.4 U	< 6.4 U	< 4.6 U	< 8.2 U	< 7.4 U
Methylene Chloride	75-09-2	ug/kg	< 7.7 U	-	< 5.7 U	< 9.0 U	< 4.7 U	19 JTB	13 JTB	26 JTB	< 1300 U	44 JTB	23 JTB	< 6.4 U	< 6.4 U	< 4.6 U	< 8.2 U	< 7.4 U
o-Xylene (1,2-Dimethylbenzene)	95-47-6	ug/kg	< 6.3 U	-	< 5.7 U	< 6.3 U	< 4.4 U	< 9.8 U	< 6.7 U	< 5.5 U	< 1300 U	< 10 U	< 5.1 U	< 6.4 U	< 6.4 U	< 4.6 U	< 8.2 U	< 7.4 U
Styrene	100-42-5	ug/kg	< 6.3 U	-	< 5.7 U	< 6.3 U	< 4.4 U	< 9.8 U	< 6.7 U	< 5.5 U	< 1300 U	< 10 U	< 5.1 U	< 6.4 U	< 6.4 U	< 4.6 U	< 8.2 U	< 7.4 U
TERT-BUTYL METHYL ETHER	1634-04-4	ug/kg	< 6.3 U	-	< 5.7 U	< 6.3 U	< 4.4 U	< 9.8 UJ	< 6.7 UJ	< 5.5 U	< 1300 U	< 10 U	< 5.1 U	< 6.4 U	< 6.4 U	< 4.6 U	< 8.2 U	< 7.4 U
Tetrachloroethylene (PCE)	127-18-4	ug/kg	< 6.3 U	-	< 5.7 U	< 6.3 U	< 4.4 U	< 9.8 U	< 6.7 U	< 5.5 U	< 1300 U	< 10 U	< 5.1 U	< 6.4 U	< 6.4 U	< 4.6 U	< 8.2 U	< 7.4 U
Toluene	108-88-3	ug/kg	< 6.3 U	-	< 5.7 U	< 6.3 U	< 4.4 U	< 9.8 U	< 6.7 U	< 5.5 U	< 1300 U	< 10 U	< 5.1 U	< 6.4 U	< 6.4 U	< 4.6 U	< 8.2 U	< 7.4 U
Trans-1,2-Dichloroethylene	156-60-5	ug/kg	< 6.3 U	-	< 5.7 U	< 6.3 U	< 4.4 U	< 9.8 U	< 6.7 U	< 5.5 U	< 1300 U	< 10 U	< 5.1 U	< 6.4 U	< 6.4 U	< 4.6 U	< 8.2 U	< 7.4 U
Trans-1,3-Dichloropropene	10061-02-6	ug/kg	< 6.3 U	-	< 5.7 U	< 6.3 U	< 4.4 U	< 9.8 U	< 6.7 U	< 5.5 U	< 1300 U	< 10 U	< 5.1 U	< 6.4 U	< 6.4 U	< 4.6 U	< 8.2 U	< 7.4 U
Trichloroethylene (TCE)	79-01-6	ug/kg	< 6.3 U	-	< 5.7 U	< 6.3 U	< 4.4 U	< 9.8 U	< 6.7 U	< 5.5 U	< 1300 U	< 10 U	< 5.1 U	< 6.4 U	< 6.4 U	< 4.6 U	< 8.2 U	< 7.4 U
Trichlorofluoromethane	75-69-4	ug/kg	< 6.3 U	-	< 5.7 U	< 6.3 U	< 4.4 U	< 9.8 UJ	< 6.7 UJ	< 5.5 U	< 1300 U	< 10 U	< 5.1 U	< 6.4 U	< 6.4 U	< 4.6 U	< 8.2 U	< 7.4 U
Vinyl Chloride	75-01-4	ug/kg	< 6.3 U	-	< 5.7 U	< 6.3 U	< 4.4 U	< 9.8 U	< 6.7 U	< 5.5 U	< 1300 U	< 10 U	< 5.1 U	< 6.4 U	< 6.4 U	< 4.6 U	< 8.2 U	< 7.4 U

Table 12
Phase 2 Reach Floodplain Soil Analytical Results
Phase 2 Data Evaluation Summary Memorandum
Lower Neponset River
Boston and Milton, Massachusetts

Analyte	CAS Number	Units	24D-0013 24D-0013-BS 6/17/2024 N 1 - 2 ft	24D-0013 24D-0013-CS 6/17/2024 N 2 - 2.1 ft	24D-0014 24D-0014-AS 6/17/2024 N 0 - 1 ft	24D-0014 24D-0014-BS 6/17/2024 N 1 - 1.6 ft	24D-0015 24D-0015-AS 6/17/2024 N 0 - 1 ft	24D-0016 24D-0016-AS 6/14/2024 N 0 - 1 ft	24D-0016 24D-0016-BS 6/14/2024 N 1 - 1.3 ft	24D-0017 24D-0017-AS 6/14/2024 N 0 - 0.4 ft	24D-0018 24D-0018-AS 6/14/2024 N 0 - 1 ft	24D-0019 24D-0019-AS 6/14/2024 N 0 - 1 ft	24D-0019 24D-0019-BS 6/14/2024 N 1 - 1.6 ft	24D-0020 24D-0020-AS 6/5/2024 N 0 - 1 ft	24D-0020 24D-0020-BS 6/5/2024 N 1 - 2 ft	24D-0020 24D-0020-CS 6/5/2024 N 2 - 3 ft	24D-0021 24D-0021-AS 6/5/2024 N 0 - 1 ft	24D-0021 24D-0021-BS 6/5/2024 N 1 - 2 ft
TCL SVOCs																		
1,2,4,5-TETRACHLOROBENZENE	95-94-3	ug/kg	< 200 U	-	< 220 U	< 250 U	< 180 U	< 350 U	< 230 U	< 210 U	< 440 U	< 330 U	< 190 U	< 250 U	< 250 U	< 170 U	< 300 U	< 270 U
1,4-Dioxane (P-Dioxane)	123-91-1	ug/kg	< 79 U	-	< 88 U	< 96 U	< 70 U	< 140 U	< 88 U	< 84 U	< 170 U	< 130 U	< 76 U	< 100 U	< 97 U	< 68 U	< 120 U	< 110 U
1-Methylnaphthalene	90-12-0	ug/kg	1.2 J	-	< 4.4 U	< 4.8 U	5.5	7.3	2.7 J	< 4.2 U	< 8.5 U	23	3.1 J	53	2.3 J	< 3.4 U	14	3.8 J
2,3,4,6-TETRACHLOROPHENOL	58-90-2	ug/kg	< 200 U	-	< 220 U	< 250 U	< 180 U	< 350 U	< 230 U	< 210 U	< 440 U	< 330 U	< 190 U	< 250 U	< 250 U	< 170 U	< 300 U	< 270 U
2,4,5-TRICHLOROPHENOL	95-95-4	ug/kg	< 200 U	-	< 220 U	< 250 U	< 180 U	< 350 U	< 230 U	< 210 U	< 440 U	< 330 U	< 190 U	< 250 U	< 250 U	< 170 U	< 300 U	< 270 U
2,4,6-TRICHLOROPHENOL	88-06-2	ug/kg	< 200 U	-	< 220 U	< 250 U	< 180 U	< 350 U	< 230 U	< 210 U	< 440 U	< 330 U	< 190 U	< 250 U	< 250 U	< 170 U	< 300 U	< 270 U
2,4-DICHLOROPHENOL	120-83-2	ug/kg	< 200 U	-	< 220 U	< 250 U	< 180 U	< 350 U	< 230 U	< 210 U	< 440 U	< 330 U	< 190 U	< 250 U	< 250 U	< 170 U	< 300 U	< 270 U
2,4-DIMETHYLPHENOL	105-67-9	ug/kg	< 200 U	-	< 220 U	< 250 U	< 180 U	< 350 U	< 230 U	< 210 U	< 440 U	< 330 U	< 190 U	< 250 UJ	< 250 UJ	< 170 UJ	< 300 UJ	< 270 UJ
2,4-DINITROPHENOL	51-28-5	ug/kg	< 390 U	-	< 440 U	< 480 U	< 350 U	< 670 U	< 440 U	< 420 U	< 850 U	< 650 U	< 380 U	< 490 U	< 480 U	< 340 U	< 590 U	< 530 U
2,4-DINITROTOLUENE	121-14-2	ug/kg	< 200 U	-	< 220 U	< 250 U	< 180 U	< 350 U	< 230 U	< 210 U	< 440 U	< 330 U	< 190 U	< 250 U	< 250 U	< 170 U	< 300 U	< 270 U
2,6-DINITROTOLUENE	606-20-2	ug/kg	< 200 U	-	< 220 U	< 250 U	< 180 U	< 350 U	< 230 U	< 210 U	< 440 U	< 330 U	< 190 U	< 250 U	< 250 U	< 170 U	< 300 U	< 270 U
2-CHLORONAPHTHALENE	91-58-7	ug/kg	< 200 U	-	< 220 U	< 250 U	< 180 U	< 350 U	< 230 U	< 210 U	< 440 U	< 330 U	< 190 U	< 250 U	< 250 U	< 170 U	< 300 U	< 270 U
2-CHLOROPHENOL	95-57-8	ug/kg	< 200 U	-	< 220 U	< 250 U	< 180 U	< 350 U	< 230 U	< 210 U	< 440 U	< 330 U	< 190 U	< 250 U	< 250 U	< 170 U	< 300 U	< 270 U
2-Methylnaphthalene	91-57-6	ug/kg	1.3 J	-	< 4.4 U	< 4.8 U	9.3	10	5.3	1.3 J	3.0 J	26	3.4 J	64	2.8 J	< 3.4 U	16	4.3 J
2-METHYLPHENOL (O-CRESOL)	95-48-7	ug/kg	< 390 U	-	< 440 U	< 480 U	< 350 U	< 670 U	< 440 U	< 420 U	< 850 U	< 650 U	< 380 U	< 490 U	< 480 U	< 340 U	< 590 U	< 530 U
2-NITROANILINE	88-74-4	ug/kg	< 200 U	-	< 220 U	< 250 U	< 180 U	< 350 U	< 230 U	< 210 U	< 440 U	< 330 U	< 190 U	< 250 U	< 250 U	< 170 U	< 300 U	< 270 U
2-NITROPHENOL	88-75-5	ug/kg	< 200 U	-	< 220 U	< 250 U	< 180 U	< 350 U	< 230 U	< 210 U	< 440 U	< 330 U	< 190 U	< 250 U	< 250 U	< 170 U	< 300 U	< 270 U
3,3'-DICHLOROBENZIDINE	91-94-1	ug/kg	< 390 U	-	< 440 U	< 480 U	< 350 U	< 670 U	< 440 U	< 420 U	< 850 U	< 650 U	< 380 U	< 490 U	< 480 U	< 340 U	< 590 U	< 530 U
3-NITROANILINE	99-09-2	ug/kg	< 390 U	-	< 440 U	< 480 U	< 350 U	< 670 U	< 440 U	< 420 U	< 850 U	< 650 U	< 380 U	< 490 U	< 480 U	< 340 U	< 590 U	< 530 U
4,6-DINITRO-2-METHYLPHENOL	534-52-1	ug/kg	< 390 U	-	< 440 U	< 480 U	< 350 U	< 670 U	< 440 U	< 420 U	< 850 U	< 650 U	< 380 U	< 490 U	< 480 U	< 340 U	< 590 U	< 530 U
4-BROMOPHENYL PHENYL ETHER	101-55-3	ug/kg	< 200 U	-	< 220 U	< 250 U	< 180 U	< 350 U	< 230 U	< 210 U	< 440 U	< 330 U	< 190 U	< 250 U	< 250 U	< 170 U	< 300 U	< 270 U
4-CHLORO-3-METHYLPHENOL	59-50-7	ug/kg	< 200 U	-	< 220 U	< 250 U	< 180 U	< 350 U	< 230 U	< 210 U	< 440 U	< 330 U	< 190 U	< 250 U	< 250 U	< 170 U	< 300 U	< 270 U
4-CHLOROANILINE	106-47-8	ug/kg	< 390 U	-	< 440 U	< 480 U	< 350 U	< 670 U	< 440 U	< 420 U	< 850 U	< 650 U	< 380 U	< 490 U	< 480 U	< 340 U	< 590 U	< 530 U
4-CHLOROPHENYL PHENYL ETHER	7005-72-3	ug/kg	< 200 U	-	< 220 U	< 250 U	< 180 U	< 350 U	< 230 U	< 210 U	< 440 U	< 330 U	< 190 U	< 250 U	< 250 U	< 170 U	< 300 U	< 270 U
4-METHYLPHENOL (P-CRESOL)	106-44-5	ug/kg	< 390 U	-	< 440 U	< 480 U	< 350 U	< 670 U	< 440 U	< 420 U	< 850 U	< 650 U	< 380 U	< 490 U	< 480 U	< 340 U	< 590 U	< 530 U
4-Nitroaniline	100-01-6	ug/kg	< 390 U	-	< 440 U	< 480 U	< 350 U	< 670 U	< 440 U	< 420 U	< 850 U	< 650 U	< 380 U	< 490 U	< 480 U	< 340 U	< 590 U	< 530 U
4-NITROPHENOL	100-02-7	ug/kg	< 390 U	-	< 440 U	< 480 U	< 350 U	< 670 U	< 440 U	< 420 U	< 850 U	< 650 U	< 380 U	< 490 U	< 480 U	< 340 U	< 590 U	< 530 U
Acenaphthene	83-32-9	ug/kg	4.2	-	2.1 J	< 4.8 U	15	25	7.3	4.8	14	150	11	300	8.2	1.3 J	41	17
ACENAPHTHYLENE	208-96-8	ug/kg	12	-	2.9 J	0.99 J	31	19	75	6.4	8.2 J	31	3.5 J	150	9.1	1.1 J	31	6.5
Acetophenone	98-86-2	ug/kg	290 J	-	100 J	< 480 U	110 J	< 670 U	< 440 U	< 420 U	< 850 U	< 650 U	< 380 U	< 490 U	< 480 U	< 340 U	< 590 U	< 530 U
ANTHRACENE	120-12-7	ug/kg	10	-	7.2	1.3 J	41	66	68	15	44	340	39	550	42	4.5	210	33
ATRAZINE	1912-24-9	ug/kg	< 390 U	-	< 440 U	< 480 U	< 350 U	< 670 U	< 440 U	< 420 U	< 850 U	< 650 U	< 380 U	< 490 U	< 480 U	< 340 U	< 590 U	< 530 U
BENZALDEHYDE	100-52-7	ug/kg	< 390 U	-	< 440 U	< 480 U	< 350 U	< 670 U	< 440 U	< 420 U	< 850 U	< 650 U	< 380 U	< 490 U	< 480 U	< 340 U	< 590 U	< 530 U
BENZO(A)ANTHRACENE	56-55-3	ug/kg	22	-	31	7.0	180	290	180	66	160	850	45	1500	140	13	540	160
BENZO(A)PYRENE	50-32-8	ug/kg	19	-	22	9.2	120	160	150	70	140	480	40	720	140	13	340	61
Benzo(B)Fluoranthene	205-99-2	ug/kg	25 J	-	42 J	10 J	190 J	310 J	230 J	76 J	150 J	990	52	1900	200	18	760	210
Benzo(G,H,I)Perylene	191-24-2	ug/kg	2.5 J	-	3.2 J	6.5	14	21	23	51	100	36	20	60 J+	54	7.7	32	7.1
Benzo(K)Fluoranthene	207-08-9	ug/kg	8.3	-	16	3.8 J	69	120	84	31	72	390	19	590	43	5.4	290	51
BENZYL BUTYL PHTHALATE	85-68-7	ug/kg	< 200 U	-	< 220 U	< 250 U	< 180 U	< 350 U	< 230 U	< 210 U	< 440 U	< 330 U	< 190 U	160 J	< 250 U	< 170 U	< 300 U	< 270 U
BIPHENYL (DIPHENYL)	92-52-4	ug/kg	< 200 U	-	< 220 U	< 250 U	< 180 U	< 350 U	< 230 U	< 210 U	< 440 U	< 330 U	< 190 U	< 250 U	< 250 U	< 170 U	< 300 U	< 270 U
BIS(2-CHLOROETHOXY) METHANE	111-91-1	ug/kg	< 200 U	-	< 220 U	< 250 U	< 180 U	< 350 U	< 230 U	< 210 U	< 440 U	< 330 U	< 190 U	< 250 U	< 250 U	< 170 U	< 300 U	< 270 U
BIS(2-CHLOROETHYL) ETHER (2-CHLOROETHYL ETHER)	111-44-4	ug/kg	< 390 U	-	< 440 U	< 480 U	< 350 U	< 670 U	< 440 U	< 420 U	< 850 U	< 650 U	< 380 U	< 490 U	< 480 U	< 340 U	< 590 U	< 530 U
BIS(2-CHLOROISOPROPYL) ETHER	108-60-1	ug/kg	< 390 U	-	< 440 U	< 480 U	< 350 U	< 670 U	< 440 U	< 420 U	< 850 U	< 650 U	< 380 U	< 490 U	< 480 U	< 340 U	< 590 U	< 530 U
BIS(2-ETHYLHEXYL) PHTHALATE	117-81-7	ug/kg	< 200 U	-	< 220 U	< 250 U	< 180 U	< 350 U	< 230 U	< 210 U	< 440 U	93000	< 190 U	520	< 250 U	< 170 U	320	78 J
Caprolactam	105-60-2	ug/kg	< 390 U	-	< 440 U	< 480 U	< 350 U	< 670 U	< 440 U	< 420 U	< 850 U	< 650 U	< 380 U	< 490 U	< 480 U	< 340 U	< 590 U	< 530 U
CARBAZOLE	86-74-8	ug/kg	< 390 U	-	< 440 U	< 480 U	< 350 U	< 670 U	< 440 U	< 420 U	< 850 U	160 J	< 380 U	280 J	< 480 U	< 340 U	< 590 U	< 530 U
CHRYSENE	218-01-9	ug/kg	26	-	36	8.0	160	320	190	64	130	880	31	1600	110	9.8	620	130
DIBENZ(A,H)ANTHRACENE	53-70-3	ug/kg	8.7	-	6.3	1.7 J	29	46	49	14	30	150	5.1	270 J+	15	2.1 J	85	19
Dibenzofuran	132-64-9	ug/kg	< 200 U	-	< 220 U	< 250 U	< 180 U	< 350 U	< 230 U	< 210 U	< 440 U	82 J	< 190 U	170 J	< 250 U	< 170 U	< 300 U	< 270 U
Diethyl Phthalate	84-66-2	ug/kg	< 200 U	-	< 220 U	< 250 U	< 180 U	< 350 U	< 230 U	< 210 U	< 440 U	< 330 U	< 190 U	< 250 U	< 250 U	< 170 U	< 300 U	< 270 U
DIMETHYL PHTHALATE	131-11-3	ug/kg	< 200 U	-	< 220 U	< 250 U	< 180 U	< 350 U	< 230 U	< 210 U	< 440 U	< 330 U	< 190 U	< 250 U	< 250 U	< 170 U	< 300 U	< 270 U
Di-N-Butyl Phthalate	84-74-2	ug/kg	< 200 U	-	< 220 U	< 250 U	< 180 U	< 350 U	< 230 U	< 210 U	< 440 U	< 330 U	< 190 U	< 250 U	< 250 U	< 170 U	< 300 U	< 270 U
DI-N-OCTYLPHTHALATE	117-84-0	ug/kg	< 390 U	-	< 440 U	< 480 U	< 350 U	< 670 U	< 440 U	< 420 U	< 850 U	< 650 U	< 380 U	< 490 U	< 480 U	< 340 U	< 590 U	< 530 U
FLUORANTHENE	206-44-0	ug/kg	46	-	83	16	350	520	270	140	310	2200	110	3900	300	23	1700	340
FLUORENE	86-73-7	ug/kg	4.4	-	2.1 J	< 4.8 U	15	25	16	4.5	15	170	13	370	12	1.3 J	55	18
HEXACHLOROBENZENE	118-74-1	ug/kg	< 200 U	-	< 220 U	< 250 U	< 180 U	< 350 U	< 230 U	< 210 U	< 440 U	< 330 U	< 190 U	< 250 U	< 250 U	< 170 U	< 300 U	< 270 U
Hexachlorobutadiene	87-68-3	ug/kg	< 200 U	-	< 220 U	< 250 U	< 180 U	< 350 U	< 230 U	< 210 U	< 440 U	< 330 U	< 190 U	< 250 U	< 250 U	< 170 U	< 300 U	< 270 U
HEXACHLOROCYCLOPENTADIENE	77-47-4	ug/kg	< 390 U	-	< 440 U	< 480 U	< 350 U	< 670 U	< 440 U	< 420 U	< 850 U	< 650 U	< 380 U	< 490 U	< 480 U	< 340 U	< 590 U	< 530 U
HEXACHLOROETHANE	67-72-1	ug/kg	< 200 U	-	< 220 U	< 250 U	< 180 U	< 350 U	< 230 U	< 210 U	< 440 U	< 330 U	< 190 U	< 250 U	< 250 U	< 170 U	< 300 U	< 270 U
INDENO(1,2,3-C,D)PYRENE	193-39-5	ug/kg	9.8	-	15	5.3	71	99	100	40	83	290	19	520	48	6.3	230	37
ISOPHORONE	78-59-1	ug/kg	< 200 U	-	< 220 U	< 250 U	< 180 U	< 350 U	< 230 U	< 210 U	< 440 U	< 330 U	< 190 U	< 250 U	< 250 U	< 170 U	< 300 U	< 270 U
Naphthalene	91-20-3	ug/kg	2.3 J	-	1.7 J	< 4.8 U	21	12	7.4	1.9 J	5.0 J	33	3.4 J	120 EB	4.2 JEB	< 3.4 U	22 EB	6.8 EB
NITROBENZENE	98-95-3	ug/kg	< 200 U	-	< 220 U	< 250 U	< 180 U	< 350 U	< 230 U	< 210 U	< 440 U	< 330 U	< 190 U	< 250 U	< 250 U	< 170 U	< 300 U	< 270 U
N-NITROSODI-N-PROPYLAMINE	621-64-7	ug/kg	< 200 U	-	< 220 U	< 250 U	< 180 U	< 350 U	< 230 U	< 210 U	< 440 U	< 330 U	< 190 U	< 250 U	< 250 U	< 170 U	< 300 U	< 270 U
N-NITROSODIPHENYLAMINE	86-30-6	ug/kg	< 200 U	-	< 220 U	< 250 U	< 180 U	< 350 U	< 230 U	< 210 U	< 440 U	< 330 U	< 190 U	< 250 U	< 250 U	< 170 U	< 300 U	< 270 U
PENTACHLOROPHENOL	87-86-5	ug/kg	< 8.0 U	-	< 8.9 U	< 9.7 U	< 7.0 U	< 14 U	< 8.9 U	< 8.5 U	< 17 U	< 13 U	< 7.7 U	< 10 U	< 9.8 U	< 6.8 U	< 12 U	< 11 U
PHENANTHRENE	85-01-8	ug/kg	41	-	35	6.2	210	400	200	76	170	1600	120	2500	210	14	800	250
PHENOL	108-95-2	ug/kg	41 J	-	< 440 U	< 480 U	< 350 U	< 670 U	< 440 U	< 420 U	< 850 U	< 650 U	< 380 U	86 J	< 480 U	< 340 U	< 590 U	< 530 U
PYRENE	129-00-0	ug/kg	38	-	50	14	240	470	310	120	260	1300	87	2800	240	20	1100	240

Table 12
Phase 2 Reach Floodplain Soil Analytical Results
Phase 2 Data Evaluation Summary Memorandum
Lower Neponset River
Boston and Milton, Massachusetts

Analyte	CAS Number	Units	24D-0021 24D-0021-CS 6/5/2024 N 2 - 3 ft	24D-0022 24D-0022-AS 6/7/2024 N 0 - 1 ft	24D-0022 24D-0022-BS 6/7/2024 N 1 - 1.9 ft	24D-0023 24D-0023-AS 6/25/2024 N 0 - 1 ft	24D-0023 24D-0023-BS 6/25/2024 N 1 - 2 ft	24D-0024 24D-0024-AS 6/24/2024 N 0 - 1 ft	24D-0024 24D-0024-BS 6/24/2024 N 1 - 2 ft	24D-0024 24D-0024-CS 6/24/2024 N 2 - 3 ft	24D-0025 24D-0025-AD 6/24/2024 FD 0 - 0.6 ft	24D-0025 24D-0025-AS 6/24/2024 N 0 - 0.6 ft	24D-0026 24D-0026-AS 6/24/2024 N 0 - 1 ft	24D-0026 24D-0026-BS 6/24/2024 N 1 - 2 ft	24D-0026 24D-0026-CS 6/24/2024 N 2 - 3 ft	24D-0027 24D-0027-AS 6/24/2024 N 0 - 1 ft	24D-0028 24D-0028-AS 6/21/2024 N 0 - 1 ft	24D-0028 24D-0028-BS 6/21/2024 N 1 - 1.6 ft
PCDD/F																		
1,2,3,4,6,7,8-HpCDD	35822-46-9	pg/g	1740	1210	1200	297 J	216 J	1060	291	20.2	695	642	468	177	27.7	15.8	439 EB	36.2 EB
1,2,3,4,6,7,8-HpCDF	67562-39-4	pg/g	482	752	673	139 J	181 J	568	138	7.8	324	289	235	45.3	9.28	8.59	253 EB	19.1 EB
1,2,3,4,7,8,9-HpCDF	55673-89-7	pg/g	25	26.7	22.2	5.33	4.03	20.2	7.22	< 0.234 U	13	11.5	8.42	3.92	0.921 JN	< 0.344 U	8.19	0.76 JN
1,2,3,4,7,8-HxCDD	39227-28-6	pg/g	12	12.7	10.6	3.45	2.38	8.93	2.9 JN	0.556 JN	9.11	8.44	4.62	2.76	< 0.423 U	0.505 JN	4.44 B	0.906 J+
1,2,3,4,7,8-HxCDF	70648-26-9	pg/g	29.2	53.3	45	7.25 J	5.35 J	38.5	9.6	0.591 JN	26.1	16.5	13	3.39	0.795 J	0.672 J	14.1	1.26 J
1,2,3,6,7,8-HxCDD	57653-85-7	pg/g	61.1	62.1	68.5	16.3	18.4	56	15.2	0.849 J	36.2	34.3	23.9	7.75	1.1 JN	0.849 JN	23.3	2.16 J
1,2,3,6,7,8-HxCDF	57117-44-9	pg/g	13.9	36	24	4.33	3.1	18.1	4.31	0.366 JN	12.2	11.3	7.21	1.66 J	0.292 JN	0.366 J	7.28	0.871 J
1,2,3,7,8,9-HxCDD	19408-74-3	pg/g	23.7	35.5	31.4	8.62 J	7.95 J	26.1	7.08 J	0.604 JN	22.6 J	21.2 J	11.9 J	2.76 J	0.787 J	< 0.412 UJ	10.6	1.22 BJ
1,2,3,7,8,9-HxCDF	72918-21-9	pg/g	< 0.559 U	< 0.747 U	< 0.295 U	< 0.513 U	< 0.45 U	< 0.582 U	< 0.596 U	< 0.386 U	< 0.836 U	< 0.773 U	< 0.989 U	< 0.581 U	< 0.476 U	< 0.395 U	< 1.04 U	< 0.359 U
1,2,3,7,8-PeCDD	40321-76-4	pg/g	7.29 J	7.83	5.3	1.56 JN	< 0.715 UJ	4.26 J	1.57 J	< 0.403 UJ	4.05 J	3.79 JN	1.99 JN	2 J	< 0.499 UJ	< 0.423 UJ	1.96 J	< 0.377 UJ
1,2,3,7,8-PeCDF	57117-41-6	pg/g	4.4	13.2	10.9	1.81 J	1.31 J	6.44	2.45	< 0.183 U	2.7	2.63	1.97 JN	0.782 J	< 0.337 U	< 0.233 U	2.55	< 0.304 U
2,3,4,6,7,8-HxCDF	60851-34-5	pg/g	17	33.4	25.5	7.26	5.41	19.7	5.97	0.576 J	12.9	11.9	8.36	2.45	0.647 JN	0.464 JN	9.24	0.72 JN
2,3,4,7,8-PeCDF	57117-31-4	pg/g	37.5	31.4	56.8	10.7 J	5.78 J	35 J+	13.7 J	0.825 J	12.4 J	11.9 J	10.8 J	4.83 J	0.956 J	< 0.257 UJ	12.4 J	1.16 J
2,3,7,8-TCDD	1746-01-6	pg/g	4.53 J	1.83 JN	2.21 J	< 0.975 UJ	< 0.935 UJ	1.37 JN	< 0.947 UJ	< 1.05 UJ	< 0.946 UJ	< 0.965 UJ	< 1.02 UJ	< 0.905 UJ	< 1.04 UJ	< 0.955 UJ	0.573 JN	< 0.984 UJ
2,3,7,8-TCDF	51207-31-9	pg/g	16	14.7	23.6	3.01	3.67	12.3	4.46 JN	< 0.435 UJ	4.58 J	4.53 J	4.13 J	1.49 J	< 0.358 UJ	< 0.301 UJ	4.66	0.439 J
OCDD	3268-87-9	pg/g	18500 JEB	8500 EB	8130 EB	2420 J	1470 J	7270	2390	161	4550	4440	3110	2060	295	112	3070 EB	254 EB
OCDF	39001-02-0	pg/g	899	818	625	158	133	580	158	12.7	380	314	270	85.8	16.1	9.3	268	20.8
Total HpCDD	RA_Total_HpCDD	pg/g	3290	2230	2105	546	385	1787	533	36.6	1267	1152	834	358	56.9	28.9	797	64.6
Total HpCDF	RA_Total_HpCDF	pg/g	1325.4	1473.1	1398.1	313.27	350.03	1152	300.22	17.71	616.14	572.5	483.42	133.48	25.201	15.49	510.46	38.96
Total HxCDD	RA_Total_HxCDD	pg/g	377.23	447.48	418.27	98.12	115.35	327.31	90.74	5.562	227.25	217.55	151.73	37.44	6.717	4.757	139.14	12.292
Total HxCDF	RA_Total_HxCDF	pg/g	413.17	636.59	542.13	128.38	121.36	441.137	126.306	8.893	271.79	243.9	187.79	50.205	8.994	8.262	193.64	14.541
Total PeCDD	RA_Total_PeCDD	pg/g	62.33	78.54	53.623	12.43	12.91 U	39.593	10.116	< 0.403 U	27.099	27.685	15.795	3.02	< 0.499 U	< 0.423 U	18.063	< 0.377 U
Total PeCDF	RA_Total_PeCDF	pg/g	249.54	320.07	367.155	74.52	44.728	232.967	84.24	3.356	119.84	111.878	90.59	30.913	4.563	2.135 U	105.2	7.029
Total TCDD	RA_Total_TCDD	pg/g	34.934	32.797	19.612	1.32 U	< 0.935 U	10.3	< 0.947 U	< 1.05 U	4.35 U	3.85 U	2.42 U	7.09 U	< 1.04 U	< 0.955 U	4.513	< 0.984 U
Total TCDF	RA_Total_TCDF	pg/g	374.3	258.05	420.94	61.09	22.077	238.35	97.29	< 0.435 U	87.012	85.026	62.81	43.978	1.74 U	< 0.301 U	85.823	6.435
Total PCDD/F TEQ (Bird)	RA-TEQ-B-DF	pg/g	84.1009	84.0848	111.8325	20.5306	14.2916	72.5475	24.966	1.19056	34.0555	31.4604	24.8742	10.52348	1.37992	0.29777	27.8097	2.33528
Total PCDD/F TEQ (Fish)	RA-TEQ-F-DF	pg/g	53.1979	56.2798	62.4115	13.0073	8.2051	44.71	14.4243	0.9739	25.435	22.9654	16.4602	7.64748	0.83109	0.52502	18.0992	1.63613
Total PCDD/F TEQ (Mammal)	RA-TEQ-M-DF	pg/g	68.7817	66.9284	69.3155	15.033	10.8905	53.1232	15.8321	0.93381	32.019	29.1071	20.7293	8.6044	1.12124	0.56589	21.6948	1.74864
PCB Congeners																		
PCB-001	2051-60-7	ng/g	636 J	55.3 J	541 J	< 0.0335 U	< 0.0322 U	12.7	2.25 J	< 0.0321 UJ	9.27 J	9.79 J	3.86 J	< 0.0311 UJ	< 0.0332 UJ	< 0.0329 UJ	1.95	0.47
PCB-002	2051-61-8	ng/g	121 J	0.833	30.2	< 0.0469 U	< 0.0451 U	0.363	< 0.0456 U	< 0.045 U	< 0.0456 U	< 0.0465 U	< 0.0477 U	< 0.0436 U	< 0.0465 U	< 0.0461 U	< 0.044 U	< 0.0474 U
PCB-003	2051-62-9	ng/g	626 J	21.2 J	509 J	< 0.0483 U	< 0.0464 U	8.92	1.73	< 0.0463 U	5.99	6.74	3.14	< 0.0449 U	< 0.0479 U	< 0.0474 U	< 0.0453 U	< 0.0488 U
PCB-004/010	PCB-4/10	ng/g	4650 J	193 J	6530 J	1.27	< 0.081 U	45.9 J	17.5 J	0.566 J	21.9 J	29.2 J	13.6 J	1.53 J	< 0.0836 UJ	< 0.0827 UJ	8.57	2.21
PCB-005/008	PCB-5/8	ng/g	3990 J	129 J	7230 J	1.48	1.19	51.2 J	20.2 J	0.631 J	23.5 J	36.7 J	19.1 J	2.26 J	0.476 J	0.381 J	9.89	2.56
PCB-006	25569-80-6	ng/g	3450 J	25.1	2970 J	0.306	< 0.0436 U	10.6	4.88 J	< 0.0435 UJ	3.73 J	5.9 J	3.38 J	0.499 J	< 0.045 UJ	< 0.0445 UJ	2.32	0.693
PCB-007/009	PCB-7/9	ng/g	173 J	3.61	225 J	< 0.0853 U	< 0.0819 U	2.66	1.45	< 0.0818 U	0.777	1.16	0.664	< 0.0793 U	< 0.0845 U	< 0.0837 U	0.388	< 0.0862 U
PCB-011	2050-67-1	ng/g	147 J	4.62	133 J	< 0.0444 U	< 0.0426 U	3.27	1.17	< 0.0426 U	0.995	1.18	0.936	< 0.0413 U	< 0.044 U	< 0.0436 U	0.591	< 0.0449 U
PCB-012/013	PCB-12/13	ng/g	556 J	13.2	489 J	0.573	< 0.106 U	15.9	5.91 J	< 0.106 UJ	3.22 J	3.73 J	2.57 J	< 0.102 UJ	< 0.109 UJ	< 0.108 UJ	1.73	< 0.111 U
PCB-014	34883-41-5	ng/g	1.5	< 0.0445 U	< 0.0443 U	< 0.0434 U	< 0.0417 U	< 0.0428 U	< 0.0422 U	< 0.0416 U	< 0.0422 U	< 0.043 U	< 0.0441 U	< 0.0404 U	< 0.043 U	< 0.0426 U	< 0.0407 U	< 0.0439 U
PCB-015	2050-68-2	ng/g	1240 J	128 J	2670 J	15	1.76	262 J	97 J	4.37 J	33 J	40.4 J	27.1 J	8.85 J	1.03 J	0.448 J	18.1	2.58
PCB-016/032	PCB-16/32	ng/g	5350 J	205 J	4710 J	18.1 J	2.65 J	232 J	142 J	4.64	19	22.3	16.2	39.4 J	3.58	< 0.113 U	7.59	1.79
PCB-017	37680-66-3	ng/g	2670 J	130 J	4400 J	9.08 J	1.05 J	115 J	61.7 J	1.93	19	19.4	12.9	22	2.06	< 0.0524 U	6.34	2.38
PCB-018	37680-65-2	ng/g	6760 J	65.2 J	4600 J	19.1 J	2.6 J	131 J	75.9 J	2.4	8.33	8.8	8.9	53.3 J	4.8	< 0.0604 U	5.34 EB	1.28 EB
PCB-019	38444-73-4	ng/g	1420 J	114 J	1960 J	1.09 J	< 0.0404 UJ	38	14.6	0.606	7.69	10.2	5.42	3.4	0.369	< 0.0413 U	2.89	0.45
PCB-020/021/033	PCB-20/21/33	ng/g	305 J	11.7 J	582 J	7.68 J	2.85 J	53.4 J	31.4	1.09	3.99	3.43	3.56	21.3	1.86	< 0.136 U	3.45	0.705
PCB-022	38444-85-8	ng/g	1200 J	18.4 J	888 J	25.6 J	2.2 J	182 J	88.7 J	3.02	4.06	3.65	4.14	20	1.69	< 0.0451 U	3.02	0.827
PCB-023/034	PCB-23/34	ng/g	95.2 J	2.49 J	65.8 J	< 0.081 U	< 0.0778 U	3.02	2.12	< 0.0777 U	< 0.0787 U	< 0.0802 U	< 0.0823 U	0.35	< 0.0803 U	< 0.0795 U	< 0.076 U	< 0.0818 U
PCB-024/027	PCB-24/27	ng/g	657 J	61.2 J	1020 J	3.44 J	0.485 J	48 J	29.5	0.898	6.07	8.1	4.25	3.73	0.414	< 0.0915 U	1.8	0.358
PCB-025	55712-37-3	ng/g	1290 J	40.8 J	1290 J	5.15 J	1.06 J	72.1 J	37.6	1.26	6.95	7.85	5.5	4.63	0.465	< 0.0451 U	3.05	0.601
PCB-026	38444-81-4	ng/g	4380 J	68.7 J	2940 J	9.19 J	1.24 J	36.8	31.1	0.708	9.96	11.3	8.48	10.9	1.04	< 0.0369 U	4.81	0.906
PCB-028	7012-37-5	ng/g	863 J	129 J	1030 J	159 J	12.1 J	1640 J	822 J	29	27.7	27.4	26.5	92.9 J	7.33	0.474	20 EB	3.64 EB
PCB-029	15862-07-4	ng/g	2.01	< 0.0583 UJ	2.18 J	< 0.0569 U	< 0.0546 U	0.802	0.37	< 0.0545 U	< 0.0552 U	< 0.0563 U	< 0.0577 U	< 0.0529 U	< 0.0564 U	< 0.0558 U	< 0.0533 U	< 0.0574 U
PCB-030	35693-92-6	ng/g	2.02	< 0.0581 UJ	2.14 J	< 0.0567 U	< 0.0544 U	0.342	< 0.0551 U	< 0.0543 U	< 0.0551 U	< 0.0561 U	< 0.0575 U	< 0.0527 U	< 0.0562 U	< 0.0556 U	< 0.0532 U	< 0.0572 U
PCB-031	16606-02-3	ng/g	6150 J	119 J	4630 J	65.1 J	6.65 J	495 J	184 J	7.2	21	22.1	20.2	76.6 J	6.52	0.496	13.4 EB	2.65 EB
PCB-035	37680-69-6	ng/g	20.7 J+	< 0.0545 UJ	37 J	0.849 J+	< 0.051 U	7.29 J+	3.63 J+	< 0.051 U	< 0.0516 U	< 0.0527 U	< 0.054 U	0.603 J+	< 0.0527 U	< 0.0522 U	< 0.0499 U	< 0.0537 U
PCB-036	38444-87-0	ng/g	8.4	< 0.0431 UJ	20.9 J	< 0.0421 U	< 0.0404 U	< 0.0414 U	< 0.0409 U	< 0.0403 U	< 0.0409 U	< 0.0417 U	< 0.0427 U	< 0.0391 U	< 0.0417 U	< 0.0413 U	< 0.0395 U	< 0.0425 U
PCB-037	38444-90-5	ng/g	269 J	25.3 J	427 J	37.9 J	4.49 J	313 J	130 J	5.5	11.3	11.3	11.9	23.8	2.24	< 0.0485 U	12.7	1.41
PCB-038	53555-66-1	ng/g	38.7	6.24 J	46.5 J	< 0.0631 U	< 0.0606 U	< 0.0622 U	< 0.0614 U	< 0.0605 U	< 0.0613 U	< 0.0625 U	< 0.0641 U	< 0.0587 U	< 0.0625 U	< 0.0619 U	< 0.0592 U	< 0.0637 U
PCB-039	38444-88-1	ng/g	20.3	< 0.0417 UJ	12.8 J	< 0.0407 U	< 0.0391 U	1.47	0.775	< 0.039 U	< 0.0395 U	< 0.0403 U	< 0.0413 U	< 0.0378 U	< 0.0403 U	< 0.0399 U	< 0.0382 U	< 0.0411 U
PCB-040	38444-93-8	ng/g	91.1 J	8.25	263 J	16.1 J	2.01 J	78.9 J	47.2 J	1.42	3.13	2.74	4.69	19	1.93	< 0.048 U	4.24	0.495
PCB-041/064	PCB-41/64	ng/g	291 J	42.2 J	828 J	85.1 J	9.32 J	412 J	217 J	7.26	21.2	19.6	28.1	76.7 J	7.51	< 0.0804 U	21.4	2.4
PCB-042	36559-22-5	ng/g	678 J	35	717 J	48.5 J	5.67 J	240 J	129 J	4.24	12.2	10.9	18.5	42.3 J	4.15	< 0.101 U	15.5	1.57
PCB-043/049	PCB-43/49	ng/g	3670 J	181 J	2680 J	147 J	18.2 J	765 J	377 J	13.3	73.6 J	70.5 J	87.6 J	129 J	12.2	0.669	72.5 JEB	6.08 EB
PCB-044	41464-39-5	ng/g	917 J	64 J	1820 J	145 J	17.2 J	553 J	315 J	10.1	29.2	27.5	44.8 J	125 J	11.9	0.295	34 JEB	3.33 JEB
PCB-045	70362-45-7	ng/g	72.3 J	14.5	362 J	13.2 J	2.11 J	76.7 J	47 J	1.5	3.37	3.17	4.72	16.9	1.66	< 0.0411 U	3.42	0.373
PCB-046	41464-47-5	ng/g	191 J	5.65 J	171 J	3.58	0.86	25.1	14.6	0.525	1.23	1.18	1.27	5.86	0.736	< 0.0459 U	1.18	< 0.0472 U
PCB-047/048/075	PCB-47/48/75	ng/g	1390 J	177 J	1650 J	105 J	13.2 J	703 J	362 J	12.2	76 J	72.4 J	89.6 J	89.8 J	8.47	0.591	82.2 J	6.73
PCB-050	62796-65-0	ng/g	19.3 J	1.99 J	22.6 J	0.251	< 0.0535 U	3.08	1.64	< 0.0534 U	0.388	0.44	< 0.0566 U	0.28	< 0.0552 U	< 0.0547 U	< 0.0522 U	< 0.0563 U
PCB-051	68194-04-7	ng/g	549 J	27.9	416 J	4.51 J	0.782 J	52.9 J	29.8	0.998	4.67	4.57	4.14	6.02	0.675	< 0.0461 U	2.64	0.273
PCB-052/073	PCB-52/73	ng/g	3750 J	140 J	2620 J	208 J	26.3 J	758 J	414 J	14	68.3 J	66.5 J	98.9 J	168 J	15.9	0.629	78.9 JEB	7.26 EB
PCB-053	41464-41-9	ng/g	1170 J	52.3 J	908 J	20.4 J	2.69 J	145 J	92 J	2.73	9.84	10.5	11.1	20.9	1.99	< 0.0413 U	7.81	0.8
PCB-054	15968-05-5	ng/g	51.2 J	3.68 J	38.1 J	< 0.0467 U	< 0.0449 U	2.94	1.46	< 0.0448 U	0.437	0.36	< 0.0475 U	0.299	< 0.0463 U	< 0.0459 U	< 0.0438 U	< 0.0472 U
PCB-055	74338-24-2	ng/g	2.49	0.425	9.45	2.24	< 0.0744 U	13.8	5.91 J	< 0.0743 UJ	< 0.0753 UJ	< 0.0768 UJ	< 0.0787 UJ	1.29 J	< 0.0768 UJ	< 0.0761 UJ	< 0.0727 U	< 0.0783 U

Table 12
Phase 2 Reach Floodplain Soil Analytical Results
Phase 2 Data Evaluation Summary Memorandum
Lower Neponset River
Boston and Milton, Massachusetts

Analyte	CAS Number	Units	24D-0021 24D-0021-CS 6/5/2024 N 2 - 3 ft	24D-0022 24D-0022-AS 6/7/2024 N 0 - 1 ft	24D-0022 24D-0022-BS 6/7/2024 N 1 - 1.9 ft	24D-0023 24D-0023-AS 6/25/2024 N 0 - 1 ft	24D-0023 24D-0023-BS 6/25/2024 N 1 - 2 ft	24D-0024 24D-0024-AS 6/24/2024 N 0 - 1 ft	24D-0024 24D-0024-BS 6/24/2024 N 1 - 2 ft	24D-0024 24D-0024-CS 6/24/2024 N 2 - 3 ft	24D-0025 24D-0025-AD 6/24/2024 FD 0 - 0.6 ft	24D-0025 24D-0025-AS 6/24/2024 N 0 - 0.6 ft	24D-0026 24D-0026-AS 6/24/2024 N 0 - 1 ft	24D-0026 24D-0026-BS 6/24/2024 N 1 - 2 ft	24D-0026 24D-0026-CS 6/24/2024 N 2 - 3 ft	24D-0027 24D-0027-AS 6/24/2024 N 0 - 1 ft	24D-0028 24D-0028-AS 6/21/2024 N 0 - 1 ft	24D-0028 24D-0028-BS 6/21/2024 N 1 - 1.6 ft
PCB-056/060	PCB-56/60	ng/g	59 J	32.3	324 J	116 J	9.17 J	544 J	282 J	9.98	18.2	15.3	19.6	102 J	9.65	0.231	23.3 JEB	2.4 JEB
PCB-057	70424-67-8	ng/g	25	2.9 J	21.4 J	0.916	< 0.0396 U	6.54	4.15	< 0.0396 U	0.704	0.505	< 0.0419 U	0.623	< 0.0409 U	< 0.0405 U	< 0.0387 U	< 0.0417 U
PCB-058	41464-49-7	ng/g	1.89	< 0.0535 U	5.32	0.508	< 0.0501 U	2.03	1.1	< 0.0501 U	< 0.0507 U	< 0.0517 U	< 0.053 U	< 0.0485 U	< 0.0517 U	< 0.0512 U	0.369	< 0.0527 U
PCB-059	74472-33-6	ng/g	< 0.0712 U	5.64 J	107 J	9.9 J	1.28 J	54.5 J	27.4	0.98	2.47	2.27	2.79	7.31	0.769	< 0.0696 U	1.94	0.321
PCB-061/074	PCB-61/74	ng/g	176 J	43.2 J	485 J	96.5 J	8.16 J	576 J	294 J	10.5	16.8	14	18.6	74.6 J	6.72	0.219	18.4 JEB	1.64 JEB
PCB-062	54230-22-7	ng/g	< 0.0473 U	< 0.0483 U	< 0.048 U	< 0.0471 U	< 0.0453 U	< 0.0464 U	< 0.0458 U	< 0.0452 U	< 0.0458 U	< 0.0467 U	< 0.0479 U	< 0.0438 U	< 0.0467 U	< 0.0462 U	< 0.0442 U	< 0.0476 U
PCB-063	74472-34-7	ng/g	88.3 J	11.7	78.1 J	7.82 J	0.696 J	57.1 J	30	1.06	3.07	2.74	3.07	6.26	0.596	< 0.0373 U	1.95	0.173 J
PCB-065	33284-54-7	ng/g	< 0.0661 U	< 0.0675 U	0.734	< 0.0658 U	< 0.0632 U	< 0.0649 U	< 0.064 U	< 0.0631 U	< 0.0639 U	< 0.0652 U	< 0.0668 U	< 0.0612 U	< 0.0652 U	< 0.0646 U	< 0.0617 U	< 0.0665 U
PCB-066/080	PCB-66/80	ng/g	231 J	80.5 J	532 J	196 J	21 J	898 J	436 J	15.7	50.7 J	45.1 J	54.5 J	147 J	13.6	0.529	68.3 JEB	5.92 EB
PCB-067	73575-53-8	ng/g	9.8	3.1	37.8	4.52 J	0.604 J	32.4	16.2	0.611	1.15	0.82	0.93	3.36	0.342	< 0.0587 U	1.02	< 0.0604 U
PCB-068	73575-52-7	ng/g	< 0.07 U	50.6 J	19.3 J	< 0.0697 U	< 0.0669 U	6.6	2.26 J	< 0.0669 UJ	1.76 J	1.8 J	1.53 J	0.554 J	< 0.0691 UJ	< 0.0684 UJ	1.12	< 0.0704 U
PCB-069	60233-24-1	ng/g	5.47 J	< 0.0535 U	7.7	< 0.0522 U	< 0.0501 U	2.36	1.03	< 0.0501 U	< 0.0507 U	< 0.0517 U	< 0.053 U	< 0.0485 U	< 0.0517 U	< 0.0512 U	< 0.049 U	< 0.0527 U
PCB-070	32598-11-1	ng/g	122 J	72.2 J	601 J	203 J	24.5 J	846 J	439 J	15.5	51.5 J	45.9 J	57.2 J	169 J	15.9	0.456	61.3 JEB	5.48 JEB
PCB-071	41464-46-4	ng/g	715 J	< 0.0623 U	727 J	30.2 J	4.15 J	171 J	118 J	3.77	11.3	11	10.1	37.8 J	3.8	< 0.0596 U	7.11	0.697
PCB-072	41464-42-0	ng/g	47.1 J	5.33	37.2	1.21	< 0.0518 U	9.65	4.29	0.192	2.64	2.34	2.33	0.754	< 0.0535 U	< 0.0529 U	1.86	0.155 J
PCB-076	70362-48-0	ng/g	< 0.0775 U	< 0.0791 U	< 0.0786 U	< 0.0771 U	< 0.0741 U	< 0.076 U	< 0.075 U	< 0.074 U	< 0.0749 U	< 0.0764 U	< 0.0783 U	< 0.0717 U	< 0.0764 U	< 0.0757 U	< 0.0723 U	< 0.0779 U
PCB-077	32598-13-3	ng/g	46 J	11.8 J+	91.9 J	18.8 J	2.29 J	96.1 J	47.3 J	1.98 J+	9.31 J+	8.96 J+	9.67 J+	13.3 J+	1.37 J+	< 0.038 U	13.1 J	1.1 J
PCB-078	70362-49-1	ng/g	1.51	< 0.0823 U	2.87	< 0.0803 U	< 0.077 U	< 0.0791 U	0.934	< 0.0769 U	< 0.0779 U	< 0.0795 U	< 0.0815 U	0.331	< 0.0795 U	< 0.0787 U	0.327	< 0.0811 U
PCB-079	41464-48-6	ng/g	< 0.0452 U	< 0.0461 U	4.68	< 0.045 U	< 0.0432 U	< 0.0443 U	< 0.0438 U	< 0.0431 U	< 0.0437 U	< 0.0446 U	< 0.0457 U	< 0.0418 U	< 0.0446 U	< 0.0441 U	< 0.0422 U	< 0.0454 U
PCB-081	70362-50-4	ng/g	2.61 J	0.925 J	7.33 J	2.15 J	< 0.0684 UJ	8.61 J+	4.89 J	< 0.0684 UJ	0.795 J	0.997 J	1.14 J	1.64 J	< 0.0706 UJ	< 0.0699 UJ	1.32 J+	< 0.072 U
PCB-082	52663-62-4	ng/g	33.4 J	7.58 J	68.8 J	12.9 J	1.7 J	50.9 J	31.9	0.959	5.62	5.45	5.98	11.5	1.24	< 0.0743 U	6.35	0.66
PCB-083/109	PCB-83/109	ng/g	25.3 J	5.75 J	47 J	5.71 J	0.784 J	23.1	13.6	0.491	4.28	3.94	4.16	4.1	< 0.172 U	< 0.17 U	4.1	0.397
PCB-084	52663-60-2	ng/g	89.1 J	18.3 J	210 J	22.3 J	3.07 J	85.3 J	54.1 J	1.68	11.2	11.1	12.9	19.1	1.89	< 0.0671 U	11.3	1.18
PCB-085/120	PCB-85/120	ng/g	58.7 J	17.8 J	121 J	29.2 J	4.44 J	114 J	67 J	2.3	16.6	15.9	17.2	23.1	2.38	< 0.11 U	23	2.3
PCB-086/097	PCB-86/97	ng/g	58.6 J	19.3 J	140 J	31.9 J	4.21 J	123 J	69.9 J	2.12	16.1	16.5	16.9	25.7	2.48	< 0.126 U	18.7	1.86
PCB-087/115/116	PCB-87/115/116	ng/g	124 J	31.5 J	230 J	46.6 J	5.81 J	177 J	105 J	3.29	26.4	25.6	27.7	35.9	3.77	< 0.31 U	27.5	2.66
PCB-088/121	PCB-88/121	ng/g	1.21 J	< 0.159 UJ	2.53 J	< 0.155 U	< 0.149 U	1.8	1.19	< 0.149 U	< 0.151 U	< 0.154 U	< 0.158 U	< 0.145 U	< 0.154 U	< 0.152 U	< 0.146 U	< 0.157 U
PCB-089/090/101	PCB-89/90/101	ng/g	188 J	69.1 J	436 J	79.5 J	11.1 J	306 J	177 J	5.8	53.4 J	52.8 J	57.3 J	59.1 J	6.16	0.531	59.7 J	5.44
PCB-091	68194-05-8	ng/g	121 J	25.3 J	205 J	18.2 J	2.58 J	80.2 J	45.8 J	1.54	15.6	14.8	15.7	15.3	1.73	< 0.0667 U	13.4 J	1.17 J
PCB-092	52663-61-3	ng/g	112 J	22 J	135 J	13.3 J	2.12 J	60.7 J	33.4	1.11	14.4	13.8	14	9.4	1.13	< 0.0279 U	12.2	1.17
PCB-093/095	PCB-93/95	ng/g	183 J	58.4 J	584 J	64 J	8.45 J	240 J	144 J	4.31	41.1 J	41.6 J	46.5 J	48.2 J	5.07	0.34	39.3 J	3.87
PCB-094	73575-55-0	ng/g	11.8 J	2.7 J	18.1 J	0.808	< 0.0445 U	5.07	3.17	< 0.0444 U	1.21	1.22	1.05	0.883	< 0.0459 U	< 0.0455 U	0.866	< 0.0468 U
PCB-096	73575-54-9	ng/g	7.37 J	1.74 J	20.2 J	1.21	< 0.0572 U	5.1	3.65	< 0.0571 U	0.564	0.544	0.735	1.26	< 0.0591 U	< 0.0585 U	0.571	< 0.0602 U
PCB-098/102	PCB-98/102	ng/g	34.3 J	7.32 J	65.3 J	5.24 J	0.806 J	27.3	16.4	0.504	3.6	3.28	3.69	4.67	< 0.0969 U	< 0.0959 U	3.73	0.408
PCB-099	38380-01-7	ng/g	133 J	44.1 J	284 J	51.1 J	7.62 J	211 J	124 J	4.06	35.9	33.6	35.9	37.5 J	3.83	0.438	41.4 J	3.89
PCB-100	39485-83-1	ng/g	21.9 J	2.93 J	13.2 J	0.527	< 0.0546 U	3.57	1.74	< 0.0545 U	1.4	1.11	1.11	< 0.0529 U	< 0.0564 U	< 0.0558 U	0.852	< 0.0574 U
PCB-103	60145-21-3	ng/g	19.8 J	2.52 J	16.2 J	0.697	< 0.0552 U	4.14	2.27	< 0.0551 U	1.18	1.13	1.13	0.64	< 0.0569 U	< 0.0564 U	0.669	< 0.058 U
PCB-104	56558-16-8	ng/g	2.24 J	< 0.0451 UJ	0.842 J	< 0.044 U	< 0.0423 U	< 0.0434 U	< 0.0428 U	< 0.0422 U	< 0.0428 U	< 0.0436 U	< 0.0447 U	< 0.0409 U	< 0.0436 U	< 0.0432 U	< 0.0413 U	< 0.0445 U
PCB-105/127	PCB-105/127	ng/g	51.3 J	26.7 J	191 J	46.6 J	3.72 J	213 J	122 J	3.83	22.4	22.6	23.3	39.2 J	4.02	< 0.0678 U	29	2.52
PCB-106/118	PCB-106/118	ng/g	142 J	63 J	392 J	77.6 J	9.85 J	346 J	195 J	6.45	49.6 J	49.7 J	54.8 J	57.9 J	6.03	0.493	63.8 J	5.21
PCB-107/108	PCB-107/108	ng/g	17.7	6.2 J	35 J	6.06 J	0.808 J	29.9	16.5 J	0.567 J	4.7 J	4.62 J	4.67 J	4.76 J	< 0.124 UJ	< 0.122 UJ	5.34	0.41
PCB-110	38380-03-9	ng/g	353 J	99.1 J	783 J	95.6 J	13.6 J	399 J	229 J	7.47	71.1 J	73.6 J	79.3 J	73.4 J	8.13	0.664	75.3 JEB	7.17 EB
PCB-111/117	PCB-111/117	ng/g	< 0.282 U	< 0.288 UJ	< 0.286 UJ	< 0.28 U	< 0.269 U	< 0.276 U	< 0.273 U	< 0.269 U	< 0.272 U	< 0.278 U	< 0.285 U	< 0.261 U	< 0.278 U	< 0.275 U	< 0.263 U	< 0.283 U
PCB-112	74472-36-9	ng/g	2.12 J	0.538 J	4.23 J	0.385	< 0.0544 U	2.16	1.2	< 0.0543 U	< 0.0551 U	0.276	< 0.0575 U	< 0.0527 U	< 0.0562 U	< 0.0556 U	< 0.0532 U	< 0.0572 U
PCB-113	68194-10-5	ng/g	2.98	< 0.0481 UJ	6.36 J	< 0.0469 U	< 0.0451 U	1.94	0.838	< 0.045 U	< 0.0456 U	< 0.0465 U	< 0.0477 U	< 0.0436 U	< 0.0465 U	< 0.0461 U	< 0.044 U	< 0.0474 U
PCB-114	74472-37-0	ng/g	4.88	1.84 J	15.4 J	3.09 J	< 0.0701 UJ	16.8	9.33 J	0.298 J	1.35 J	1.25 J	1.41 J	2.49 J	< 0.0724 UJ	< 0.0717 UJ	1.85	< 0.0738 U
PCB-119	56558-17-9	ng/g	32	5.29 J	27.3 J	2.32 J	0.39 J	13.9	7.29	0.31	3.17	2.91	3.14	1.75	< 0.0558 U	< 0.0552 U	3.14	0.355
PCB-122	76842-07-4	ng/g	2.06	< 0.0827 UJ	6.54 J	1.6 J	< 0.0774 UJ	6.62	3.71	< 0.0773 U	0.756	0.709	0.828	1.32	< 0.0799 U	< 0.0791 U	1.22	< 0.0814 U
PCB-123	65510-44-3	ng/g	5.61 J	2.46 J	12.9 J	2.87 J	< 0.06 UJ	12.1 J+	6.42 J+	0.3 J+	2.03 J+	1.95 J+	2.26 J+	2.05 J+	< 0.062 U	< 0.0613 U	2.56 J+	0.264 J+
PCB-124	70424-70-3	ng/g	4.78	2.26 J	15.3 J	3.35 J	0.517 J	14.1	7.63	0.291	2.18	2.12	2.17	2.27	< 0.0347 U	< 0.0344 U	2.61	0.27
PCB-125	74472-39-2	ng/g	1.73 J	< 0.0439 UJ	2.27 J	< 0.0429 U	< 0.0411 U	2.06	2.05	< 0.0411 U	< 0.0416 U	< 0.0424 U	< 0.0435 U	< 0.0398 U	< 0.0425 U	< 0.042 U	< 0.0402 U	< 0.0433 U
PCB-126	57465-28-8	ng/g	2.4 J	< 0.0515 U	3.86 J+	< 0.0503 U	< 0.0482 U	2.83 J+	1.38 J+	< 0.0482 U	< 0.0488 U	< 0.0498 U	< 0.051 U	< 0.0467 U	< 0.0498 U	< 0.0493 U	< 0.0471 U	< 0.0508 U
PCB-128	38380-07-3	ng/g	27.2	12.4	50.8 J	6.96 J	1.18 J	29.6	15.3	0.551	8.09	9.09	8.74	3.7	0.46	< 0.068 U	7.71	0.754
PCB-129	55215-18-4	ng/g	5.65	2.75	12.9	1.62 J	< 0.092 UJ	7.67	4.07 J	< 0.0919 UJ	1.93 J	2.28 J	2.18 J	0.978 J	< 0.095 UJ	< 0.094 UJ	1.89	< 0.0968 U
PCB-130	52663-66-8	ng/g	12.2	4.01	18.7	2.26 J	0.44 J	9.74	5.08	0.195	2.89	3.2	3.1	1.2	< 0.0938 U	< 0.0929 U	2.66	0.245
PCB-131/142	PCB-131/142	ng/g	< 0.0213 U	0.688 J	4.38 J	0.404	< 0.0204 U	1.77	0.982	< 0.0204 U	0.559	0.659	0.579	0.297	< 0.021 U	< 0.0208 U	0.521	< 0.0214 U
PCB-132/168	PCB-132/168	ng/g	52 J	19.4	92.7 J	10.2 J	1.63 J	44.6 J	23.7	0.818	12.2	13.6	13	6.03	0.811	< 0.137 U	10.9	0.973
PCB-133	35694-04-3	ng/g	4.56	1.33	5.53	0.435	< 0.0974 U	2.03	1.04	< 0.0973 U	0.944	0.878	0.94	0.252	< 0.101 U	< 0.0996 U	0.714	< 0.102 U
PCB-134	52704-70-8	ng/g	8.53	3.42	16.4	1.63 J	< 0.129 UJ	7.13	3.82 J	< 0.129 UJ	2.18 J	2.26 J	2.22 J	0.943 J	< 0.134 UJ	< 0.132 UJ	1.59	< 0.136 U
PCB-135/144	PCB-135/144	ng/g	21.9	9.09	43.5 J	4.3 J	0.597 J	19.3	10	0.367	5.65	6.1	6.04	2.61	0.276	< 0.11 U	5.23	0.429
PCB-136	38411-22-2	ng/g	16.2	6.44	34.6	3.36 J	0.515 J	14	7.5	0.259	3.65	4.25	4.38	2.17	0.263	< 0.0774 U	3.42	0.315
PCB-137	35694-06-5	ng/g	9.65	4.12	17.8	2.4 J	0.363 J	10.2	5.21 J	0.176 J	2.78 J	2.97 J	2.93 J	1.4 J	< 0.127 UJ	< 0.126 UJ	2.83 J	0.272 J
PCB-138/163/164	PCB-138/163/164	ng/g	140 J	66.4 J	273 J	35.2 J	5.46 J	146 J	79.4 J	2.76	44.6 J	46.4 J	47.7 J	19.1	2.13	0.589	47 J	3.74
PCB-139/149	PCB-139/149	ng/g	93.4 J	38.8	178 J	19.6 J	3.07 J	86.5 J	44.8 J	1.53	25	27	26.9	11.5	1.34	0.337	24.1	2.17
PCB-140	59291-64-4	ng/g	1.13	< 0.0639 U	1.72	< 0.0623 U	< 0.0598 U	0.783	0.323	< 0.0598 U	< 0.0605 U	0.291	< 0.0633 U	< 0.0579 U	< 0.0618 U	< 0.0611 U	< 0.0585 U	< 0.063 U
PCB-141	52712-04-6	ng/g	16.3	8.3	37.1	5.94 J	1.08 J	22.9	12.6	0.443	5.95	6.63	6.45	3.34	0.439	< 0.115 U	6.36	0.597
PCB-143	68194-15-0	ng/g	1.01	< 0.0643 U	1.69	< 0.0627 U	< 0.0602 U	0.862	0.442	< 0.0601 U	< 0.0609 U	< 0.0621 U	< 0.0637 U	< 0.0583 U	< 0.0622 U	< 0.0615 U	< 0.0588 U	< 0.0633 U
PCB-145	74472-40-5	ng/g	< 0.0786 U	< 0.0803 U	0.283	< 0.0783 U	< 0.0752 U	< 0.0771 U	< 0.0761 U	< 0.0751 U	< 0.076 U	< 0.0775 U	< 0.0795 U	< 0.0728 U	< 0.0776 U	< 0.0768 U	< 0.0734 U	< 0.0791 U
PCB-146	51908-16-8	ng/g	18.6	7.39	31.5	3.11 J	0.515 J	15.4	7.6	0.289	4.86	5.01	5.04	1.78	0.24	< 0.0548 U	4.47	0.468
PCB-147	68194-13-8	ng/g	14.1	3.36	12.6	0.781 J	< 0.0727 UJ	4.3	1.95	< 0.0726 U	1.88	1.76	1.69	0.44	< 0.0751 U	< 0.0743 U	1.16	0.122 J
PCB-148	74472-41-6	ng/g	1.1	< 0.0693 U	0.833	< 0.0676 U	< 0.0649 U	0.368	< 0.0657 U	< 0.0648 U	< 0.0656 U	< 0.0669 U	< 0.0686 U	< 0.0628 U	< 0.067 U	< 0.0663 U	< 0.0634 U	< 0.0683 U
PCB-150	68194-08-1	ng/g	0.901 J	0.219	0.968	< 0.0775 U	< 0.0744 U	0.291	< 0.0754 U	< 0.0743 U	< 0.0753 U	< 0.0768 U	< 0.0787 U	< 0.0721 U	< 0.0768 U	< 0.0761 U	< 0.0727 U	< 0.0783 U
PCB-151	52663-63-5	ng/g	26.7	10.1	48.7 J	4.67 J	0.781 J	20.5	10.8	0.369	6.25	6.64	6.63	2.86	0.359	< 0.0589 U	5.34	0.517
PCB-152	68194-09-2	ng/g	1.1	0.252	1.31	< 0.0857 U	< 0.0823 U	0.332	0.188 J	< 0.0822 U	< 0.0832 U	< 0.0849 U	< 0.087 U	< 0.0797 U	< 0.0849 U	< 0.0841 U	< 0.0804 U	< 0.0866 U

Table 12
Phase 2 Reach Floodplain Soil Analytical Results
Phase 2 Data Evaluation Summary Memorandum
Lower Neponset River
Boston and Milton, Massachusetts

Analyte	CAS Number	Units	24D-0021 24D-0021-CS 6/5/2024 N 2 - 3 ft	24D-0022 24D-0022-AS 6/7/2024 N 0 - 1 ft	24D-0022 24D-0022-BS 6/7/2024 N 1 - 1.9 ft	24D-0023 24D-0023-AS 6/25/2024 N 0 - 1 ft	24D-0023 24D-0023-BS 6/25/2024 N 1 - 2 ft	24D-0024 24D-0024-AS 6/24/2024 N 0 - 1 ft	24D-0024 24D-0024-BS 6/24/2024 N 1 - 2 ft	24D-0024 24D-0024-CS 6/24/2024 N 2 - 3 ft	24D-0025 24D-0025-AD 6/24/2024 FD 0 - 0.6 ft	24D-0025 24D-0025-AS 6/24/2024 N 0 - 0.6 ft	24D-0026 24D-0026-AS 6/24/2024 N 0 - 1 ft	24D-0026 24D-0026-BS 6/24/2024 N 1 - 2 ft	24D-0026 24D-0026-CS 6/24/2024 N 2 - 3 ft	24D-0027 24D-0027-AS 6/24/2024 N 0 - 1 ft	24D-0028 24D-0028-AS 6/21/2024 N 0 - 1 ft	24D-0028 24D-0028-BS 6/21/2024 N 1 - 1.6 ft
PCB-153	35065-27-1	ng/g	83.2 J	40.9 J	164 J	21.6 J	3.43 J	91 J	48.1 J	1.61	27.1	28.9	29.8	12	1.31	0.375	28.9	2.39
PCB-154	60145-22-4	ng/g	5.03	1.6	6.3	0.325	< 0.0475 U	2.02	0.903	< 0.0474 U	0.904	0.779	0.792	0.204	< 0.049 U	< 0.0485 U	0.554	< 0.05 U
PCB-155	33979-03-2	ng/g	0.122 J	< 0.0427 UJ	< 0.0425 UJ	< 0.0417 U	< 0.04 U	< 0.0411 U	< 0.0405 U	< 0.04 U	< 0.0405 U	< 0.0413 U	< 0.0423 U	< 0.0388 U	< 0.0413 U	< 0.0409 U	< 0.0391 U	< 0.0421 U
PCB-156	38380-08-4	ng/g	16.3 J	5.67	30.6	3.84 J	< 0.058 UJ	18.3	9.98	0.374	4	4.38	4.71	1.99	0.301	< 0.0592 U	4.44 J	0.361 J
PCB-157	69782-90-7	ng/g	5.06 J	2.33 J+	8.83 J+	0.937 J	< 0.0555 UJ	4.99 J+	2.48 J	< 0.0555 UJ	1.55 J	1.19 J	1.44 J	0.611 J	< 0.0573 UJ	< 0.0568 UJ	1.54 J+	< 0.0584 U
PCB-158/160	PCB-158/160	ng/g	14.7	5.57	28.5	3.49 J	0.528 J	14.8	8.12 J	0.286 J	4.03 J	4.63 J	4.51 J	1.85 J	< 0.121 UJ	< 0.12 UJ	4.04 J	0.331 J
PCB-159	39635-35-3	ng/g	1.64	< 0.0705 UJ	1.75 J	0.308	< 0.066 U	0.831	0.377	< 0.0659 U	< 0.0668 U	< 0.0681 U	< 0.0698 U	< 0.0639 U	< 0.0681 U	< 0.0675 U	< 0.0645 U	< 0.0694 U
PCB-161	74472-43-8	ng/g	< 0.0651 U	< 0.0665 U	< 0.0661 U	< 0.0649 U	< 0.0623 U	< 0.0639 U	< 0.0631 U	< 0.0622 U	< 0.063 U	< 0.0642 U	< 0.0658 U	< 0.0603 U	< 0.0643 U	< 0.0636 U	< 0.0608 U	< 0.0655 U
PCB-162	39635-34-2	ng/g	1.21 J	< 0.0681 U	1.52	< 0.0664 U	< 0.0638 U	0.887	0.468	< 0.0637 U	< 0.0645 U	< 0.0658 U	< 0.0674 U	< 0.0617 U	< 0.0658 U	< 0.0652 U	< 0.0623 U	< 0.0671 U
PCB-165	74472-46-1	ng/g	0.632	< 0.0952 U	0.613	< 0.0929 U	< 0.0892 U	< 0.0915 U	< 0.0903 U	< 0.0891 U	< 0.0902 U	< 0.092 U	< 0.0943 U	< 0.0864 U	< 0.0921 U	< 0.0911 U	< 0.0871 U	< 0.0938 U
PCB-166	41411-63-6	ng/g	0.896 J	< 0.0853 U	1.61	0.238	< 0.0798 U	1.01	0.498	< 0.0797 U	< 0.0808 U	< 0.0824 U	< 0.0844 U	< 0.0773 U	< 0.0824 U	< 0.0816 U	< 0.078 U	< 0.084 U
PCB-167	52663-72-6	ng/g	6.51	2.38	11	1.5 J	< 0.0546 UJ	6.52 J+	3.51 J	0.137 J	1.9 J	1.92 J	1.95 J	0.712 J	< 0.0564 UJ	< 0.0558 UJ	2.06 J+	0.145 J+
PCB-169	32774-16-6	ng/g	< 0.0505 UJ	< 0.0515 UJ	< 0.0512 UJ	< 0.0503 U	< 0.0482 U	< 0.0495 U	< 0.0489 U	< 0.0482 U	< 0.0488 U	< 0.0498 U	< 0.051 U	< 0.0467 U	< 0.0498 U	< 0.0493 U	< 0.0471 U	< 0.0508 U
PCB-170/190	PCB-170/190	ng/g	33.5	12.1 J	53.5 J	6.17 J	1.03 J	26.5	14.4	0.494	7.45	8.14	8.03	3.8	0.553	< 0.287 U	7.58	0.78
PCB-171	52663-71-5	ng/g	9.07	2.98 J	13.6 J	1.4 J	0.3 J	6.15	3.39	0.138 J	1.92	2.08	1.95	0.864	< 0.0647 U	< 0.064 U	1.94	0.201
PCB-172/192	PCB-172/192	ng/g	5.21	1.49 J	6.7 J	0.68	< 0.138 U	3.14	1.7 J	< 0.138 UJ	0.951 J	1 J	1.01 J	0.495 J	< 0.143 UJ	< 0.141 UJ	1.02	< 0.146 U
PCB-173	68194-16-1	ng/g	0.786 J	< 0.0901 UJ	1.29 J	< 0.0878 U	< 0.0843 U	< 0.0865 U	0.318	< 0.0842 U	< 0.0853 U	< 0.087 U	< 0.0892 U	< 0.0817 U	< 0.087 U	< 0.0862 U	< 0.0824 U	< 0.0887 U
PCB-174	38411-25-5	ng/g	25.6	9.17 J	41.9 J	5.37 J	0.874 J	21.2	11.8	0.455	6.17	6.32	6.47	3.28	0.417	< 0.101 U	6.15	0.512
PCB-175	40186-70-7	ng/g	1.33	0.354 J	1.63 J	0.23	< 0.0602 U	0.706	0.371	< 0.0601 U	0.271	0.278	< 0.0637 U	< 0.0583 U	< 0.0622 U	< 0.0615 U	0.334	< 0.0633 U
PCB-176	52663-65-7	ng/g	3.55	0.974	4.9	0.509	< 0.0649 U	2.17	1.17	< 0.0648 U	0.672	0.657	0.715	0.305	< 0.067 U	< 0.0663 U	0.636	< 0.0683 U
PCB-177	52663-70-4	ng/g	17.7	6.22 J	26.3 J	3 J	0.484 J	12.4	6.72	0.231	3.98	4.01	4.1	1.79	0.25	< 0.086 U	3.63	0.342
PCB-178	52663-67-9	ng/g	7.15	2.39 J	10.3 J	1.03 J	< 0.0793 UJ	4.6	2.32 J	< 0.0792 UJ	1.52 J	1.46 J	1.51 J	0.623 J	< 0.0818 UJ	< 0.081 UJ	1.34 J	< 0.0834 UJ
PCB-179	52663-64-6	ng/g	11.4	3.56	16.3	1.96 J	0.273 J	7.36	4.02	0.163 J	2.3	2.21	2.23	1.1	< 0.0602 U	< 0.0596 U	1.94	0.18 J
PCB-180	35065-29-3	ng/g	63.5 J	19.8 J	90.7 J	11.5 J	1.75 J	45.7 J	24.8	0.886	13.2	13.6	13.7	7.1	0.839	0.256	13.9	1.19
PCB-181	74472-47-2	ng/g	< 0.0927 U	< 0.0946 UJ	< 0.0941 UJ	< 0.0923 U	< 0.0886 U	< 0.091 U	< 0.0898 U	< 0.0885 U	< 0.0897 U	< 0.0914 U	< 0.0937 U	< 0.0858 U	< 0.0915 U	< 0.0906 U	< 0.0866 U	< 0.0933 U
PCB-182/187	PCB-182/187	ng/g	34.2	11.4 J	51.4 J	6.1 J	0.924 J	23.8	12.7	0.452	7.55	7.48	7.58	3.41	0.408	< 0.168 U	7.37	0.716
PCB-183	52663-69-1	ng/g	15.8	4.67 J	21.9 J	2.54 J	0.491 J	9.41	5.38 J	0.201 J	3.03 J	3.22 J	3.2 J	1.57 J	< 0.0705 UJ	< 0.0697 UJ	3.18	0.263
PCB-184	74472-48-3	ng/g	< 0.0487 U	< 0.0497 U	< 0.0494 U	< 0.0485 U	< 0.0466 U	< 0.0478 U	< 0.0472 U	< 0.0465 U	< 0.0471 U	< 0.048 U	< 0.0492 U	< 0.0451 U	< 0.0481 U	< 0.0476 U	< 0.0455 U	< 0.049 U
PCB-185	52712-05-7	ng/g	2.82	1.03 J	5.01 J	0.746	< 0.0683 U	2.64	1.52	< 0.0682 U	0.772	0.713	0.736	0.463	< 0.0705 U	< 0.0697 U	0.855	< 0.0718 U
PCB-186	74472-49-4	ng/g	< 0.0731 U	< 0.0747 U	< 0.0742 U	< 0.0729 U	< 0.0699 U	< 0.0718 U	< 0.0708 U	< 0.0698 U	< 0.0708 U	< 0.0721 U	< 0.074 U	< 0.0677 U	< 0.0722 U	< 0.0715 U	< 0.0683 U	< 0.0736 U
PCB-188	74487-85-7	ng/g	0.235	< 0.0543 U	0.157 J	< 0.053 U	< 0.0509 U	< 0.0522 U	< 0.0515 U	< 0.0508 U	< 0.0515 U	< 0.0525 U	< 0.0538 U	< 0.0493 U	< 0.0525 U	< 0.052 U	< 0.0497 U	< 0.0535 U
PCB-189	39635-31-9	ng/g	1.8 J	0.59 J	2.15 J	0.361 J+	< 0.0524 U	1.3 J+	0.671 J+	< 0.0523 U	0.467 J+	0.439 J+	0.461 J+	< 0.0507 U	< 0.054 U	< 0.0535 U	0.364 J+	< 0.0551 U
PCB-191	74472-50-7	ng/g	1.48 J	0.399 J	1.69 J	0.263	< 0.13 U	0.87	0.437	< 0.129 U	0.29	0.369	0.313	< 0.125 U	< 0.134 U	< 0.132 U	0.312	< 0.136 U
PCB-193	69782-91-8	ng/g	4.26 J	1.02 J	4.2 J	0.579	< 0.175 U	2.32	1.17	< 0.174 U	0.731	0.781	0.685	0.287	< 0.18 U	< 0.178 U	0.81	< 0.184 U
PCB-194	35694-08-7	ng/g	34.1 J	105 J	33.7 J	4.84 J	1.47 J	17	8.41 J	1.21 J	4.79 J	594 J	16.9 J	5.66 J	< 0.154 UJ	< 0.153 UJ	6.37 J	2.01 J
PCB-195	52663-78-2	ng/g	11.7 J	2.44 J	10.6 J	1.69	< 0.142 U	6.1	2.9	< 0.142 U	1.65	1.76	1.99	0.996	< 0.147 U	< 0.145 U	1.26	< 0.15 U
PCB-196/203	PCB-196/203	ng/g	36.6 J	6.95 J	32.9 J	5.11 J	0.976 J	17.5	7.97	0.423	4.57	5.42	4.89	2.37	< 0.129 U	< 0.128 U	4.63	0.771
PCB-197	33091-17-7	ng/g	0.991	< 0.0595 UJ	0.907 J	< 0.058 U	< 0.0557 U	0.526	0.251	< 0.0557 U	< 0.0564 U	< 0.0575 U	< 0.0589 U	< 0.054 U	< 0.0575 U	< 0.0569 U	< 0.0544 U	< 0.0586 U
PCB-198	68194-17-2	ng/g	1.78 J	0.627 J	1.74 J	< 0.0986 U	< 0.0946 U	1.15	0.368	< 0.0945 U	< 0.0957 U	< 0.0976 U	< 0.1 U	< 0.0916 U	< 0.0977 U	< 0.0967 U	< 0.0924 U	< 0.0995 U
PCB-199	52663-75-9	ng/g	34.6 J	6.06 J	26.8 J	3.99 J	1.18 J	13.7	6.56	0.375	3.95	4.4	3.58	2.01	< 0.0898 U	< 0.0889 U	4.01	0.456
PCB-200	52663-73-7	ng/g	2.38	0.911	3.36	0.606	< 0.0808 U	2.12	0.845	< 0.0807 U	0.469	0.507	< 0.0854 U	< 0.0782 U	< 0.0834 U	< 0.0825 U	0.581	< 0.085 U
PCB-201	40186-71-8	ng/g	2.52	0.777	2.95	0.471	< 0.0484 U	1.35	0.672	< 0.0484 U	0.426 J	< 0.05 UJ	< 0.0512 U	< 0.0469 U	< 0.05 U	< 0.0495 U	0.43	< 0.051 U
PCB-202	2136-99-4	ng/g	3.89	1.12 J	4.83 J	0.759	< 0.0606 U	2.16	1.04	< 0.0605 U	0.691 J	< 0.0625 UJ	0.775	< 0.0587 U	< 0.0625 U	< 0.0619 U	0.555 J	< 0.0637 UJ
PCB-204	74472-52-9	ng/g	< 0.098 U	< 0.1 U	< 0.0994 U	< 0.0976 U	< 0.0937 U	< 0.0961 U	< 0.0949 U	< 0.0936 U	< 0.0948 U	< 0.0966 U	< 0.0991 U	< 0.0907 U	< 0.0967 U	< 0.0957 U	< 0.0915 U	< 0.0986 U
PCB-205	74472-53-0	ng/g	1.38 J	< 0.0553 UJ	1.5 J	< 0.054 U	< 0.0518 U	1.03	0.539	< 0.0517 U	< 0.0524 U	< 0.0534 U	< 0.0548 U	< 0.0502 U	< 0.0535 U	< 0.0529 U	< 0.0506 U	< 0.0545 U
PCB-206	40186-72-9	ng/g	11 J	3.7 J	13.5 J	2.39 J	0.67 J	7.54	3.13 J	< 0.0497 UJ	2.19 J	2.45 J	2.36 J	0.772 J	< 0.0513 UJ	< 0.0508 UJ	2.38	0.212
PCB-207	52663-79-3	ng/g	1.44 J	0.401 J	1.64 J	0.387	< 0.0656 U	0.53	0.296	< 0.0656 U	< 0.0664 U	0.351	< 0.0694 U	< 0.0636 U	< 0.0677 U	< 0.0671 U	< 0.0641 UJ	< 0.0691 UJ
PCB-208	52663-77-1	ng/g	2.95 J	1.21 J	3.26 J	0.832	< 0.0656 U	2.17	0.775	< 0.0656 U	0.738	0.762	0.85	< 0.0636 U	< 0.0677 U	< 0.0671 U	0.727	< 0.0691 U
PCB-209	2051-24-3	ng/g	3.34 J	3.05 J	3.77 J	1.04 J	0.53 J	3.12 J	1.09	< 0.0431 U	1.16	1.15	1.06	< 0.0418 U	< 0.0446 U	< 0.0441 U	1.28	< 0.0454 U
Total Decachlorobiphenyls	RA_Total_DECPCB	ng/g	3.34	3.05	3.77	1.04	0.53	3.12	1.09	< 0.0431 U	1.16	1.15	1.06	< 0.0418 U	< 0.0446 U	< 0.0441 U	1.28	< 0.0454 U
Total Dichlorobiphenyls	RA_Total_DIPCB	ng/g	14207.5	496.53	20247	18.629	2.95	391.53	148.11	5.567	87.122	118.27	67.35	13.139	1.506	0.829	41.589	8.043
Total Heptachlorobiphenyls	RA_Total_HEPPCB	ng/g	239.391	78.147	353.627	42.438	6.126	170.266	92.887	3.02	51.274	52.757	52.69	25.087	2.467	0.256	51.361	4.184
Total Hexachlorobiphenyls	RA_Total_HEXPCB	ng/g	607.531	256.919	1139.74	135.108	19.589	584.634	309.241	10.164	168.897	180.817	181.721	75.967	7.929	1.301	167.429	13.829
Total Monochlorobiphenyls	RA_Total_MONPCB	ng/g	1383	77.333	1080.2	< 0.0483 U	< 0.0464 U	21.983	3.98	< 0.0463 U	15.26	16.53	7	< 0.0449 U	< 0.0479 U	< 0.0474 U	1.95	0.47
Total Nonachlorobiphenyls	RA_Total_NONPCB	ng/g	15.39	5.311	18.4	3.609	0.67	10.24	4.201	< 0.0656 U	2.928	3.563	3.21	0.772	< 0.0677 U	< 0.0671 U	3.107	0.212
Total Octachlorobiphenyls	RA_Total_OCTPCB	ng/g	129.941	123.885	119.287	17.466	3.626	62.636	29.555	2.008	16.546	606.087	28.135	11.036	< 0.154 U	< 0.153 U	17.836	3.237
Total Pentachlorobiphenyls	RA_Total_PENPCB	ng/g	1847.28	543.728	4092.33	622.667	81.575	2578.59	1496.47	47.68	405.84	402.109	433.833	481.493	47.86	2.466	448.458	41.204
Total Tetrachlorobiphenyls	RA_Total_TETPCB	ng/g	14373.1	1074.09	15595.5	1486.41	170.192	7140.31	3762.16	128.546	473.964	442.092	574.88	1265.88	119.868	3.619	525.206	47.197
Total Trichlorobiphenyls	RA_Total_TRICPB	ng/g	31501.3	997.03	28664.3	361.279	37.375	3369.22	1655.4	58.252	145.05	155.83	127.95	372.913	32.368	0.97	84.39	16.997
Total PCB Congeners	RA_Tot_PCB_Cong	ng/g	64307.8	3656.02	71314.2	2688.64	322.633	14332.5	7503.09	255.237	1368.04	1979.21	1477.83	2246.29	211.998	9.441	1342.61	135.373
Total PCB TEQ (Bird)	RA-TEQ-B-PCB	ng/g	2.8103132	0.6868383	5.7427635	1.16127001	0.1149705	5.9779682	3.00843501	0.09951907	0.54846997	0.55118209	0.60118071	0.83403572	0.0689924	0.00000493	0.79137084	0.05534429
Total PCB TEQ (Fish)	RA-TEQ-F-PCB	ng/g	0.0190723	0.00216735	0.0354744	0.00363899	0.00029685	0.03116005	0.015821955	0.000254945	0.001744985	0.001811645	0.001988655	0.002674765	0.000188755	0.000002465	0.00249807	0.0001525
Total PCB TEQ (Mammal)	RA-TEQ-M-PCB	ng/g	0.2523868	0.0046066	0.4173054	0.00662894	0.0006361	0.3137633	0.15467873	0.00053967	0.00366841	0.00369797	0.00401893	0.00497059	0.00044753	0.00001479	0.00487442	0.000365
TAL Metals and Mercury																		
Aluminum	7429-90-5	mg/kg	5100	6300	3800	2700 J-	3100 J-	2600	1700	2100	2800	2800	2700	1900	1200	1800	2700	2400
Calcium	7440-70-2	mg/kg	860	3500	1400	810	830	600	470	780	1100	1100	820	450 J	300 J	710	860	780
Iron	7439-89-6	mg/kg	4800	12000	5500	6100	5900	3700	2800	7000	4400	4200	6800	1200	2100	4400	4100	4500
Magnesium	7439-95-4	mg/kg	1000	1800	1200	970 J-	1100 J-	710	530	720	990	980	1100	340 J	480	640	1000	1200
Potassium	7440-09-7	mg/kg	180 J	320 J	190 J	240 J-	230 J-	64 J	81 J	140 J	190 J	220 J	140 J	< 530 U	< 430 U	100 J	120 J	130 J
Sodium	7440-23-5	mg/kg	260 J	610 J	250 J	96 J	200 J	130 J	100 J	100 J	180 J	180 J	< 570 U	120 J	95 J	92 J	< 500 U	< 480 U
Antimony	7440-36-0	mg/kg	< 0.95 U	< 2.1 U	< 1.4 U	< 0.79 U	< 0.83 U	< 1.2 U	< 0.89 U	< 0.85 U	< 1.2 U	< 1.1 U	< 0.92 U	< 0.90 U	< 0.99 U	< 1.1 U	< 0.95 U	< 0.92 U
Arsenic	7440-38-2	mg/kg	2.0	4.2	3.4	1.3 J	2.0 J	2.3 J+	2.0 J+	1.8 J+	1.2 J	1.4 J	2.4 J+	0.72 J+	0.87 J+	1.5 J+	1.7 J	1.5 J
Barium	7440-39-3	mg/kg	34	130	41	17	20	21	30	33	25	20	24	33	17	22	31	26
Beryllium	7440-41-7	mg/kg	< 0.48 U	< 1.1 U	< 0.68 U	< 0.40 UJ	< 0.41 UJ	< 0.58 U	0.71	< 0.42 U	< 0.58 UJ	< 0.53 UJ	< 0.46 U	< 0.45 U	< 0.49 U	< 0.53 U	< 0.48 UJ	< 0.46 UJ

Table 12
Phase 2 Reach Floodplain Soil Analytical Results
Phase 2 Data Evaluation Summary Memorandum
Lower Neponset River
Boston and Milton, Massachusetts

Analyte	CAS Number	Units	24D-0021 24D-0021-CS 6/5/2024 N 2 - 3 ft	24D-0022 24D-0022-AS 6/7/2024 N 0 - 1 ft	24D-0022 24D-0022-BS 6/7/2024 N 1 - 1.9 ft	24D-0023 24D-0023-AS 6/25/2024 N 0 - 1 ft	24D-0023 24D-0023-BS 6/25/2024 N 1 - 2 ft	24D-0024 24D-0024-AS 6/24/2024 N 0 - 1 ft	24D-0024 24D-0024-BS 6/24/2024 N 1 - 2 ft	24D-0024 24D-0024-CS 6/24/2024 N 2 - 3 ft	24D-0025 24D-0025-AD 6/24/2024 FD 0 - 0.6 ft	24D-0025 24D-0025-AS 6/24/2024 N 0 - 0.6 ft	24D-0026 24D-0026-AS 6/24/2024 N 0 - 1 ft	24D-0026 24D-0026-BS 6/24/2024 N 1 - 2 ft	24D-0026 24D-0026-CS 6/24/2024 N 2 - 3 ft	24D-0027 24D-0027-AS 6/24/2024 N 0 - 1 ft	24D-0028 24D-0028-AS 6/21/2024 N 0 - 1 ft	24D-0028 24D-0028-BS 6/21/2024 N 1 - 1.6 ft
Cadmium	7440-43-9	mg/kg	0.30 J-	0.87 J-	0.27 J-	< 0.40 U	< 0.41 U	< 0.58 U	0.57	0.089 J	0.26 J	0.22 J	0.12 J	< 0.45 U	< 0.49 U	< 0.53 U	0.21 J	0.28 J
Chromium, Total	7440-47-3	mg/kg	21 EB	37 EB	26 EB	10 EB	17 EB	25 JEB	15 JEB	12 JEB	14 JEB	14 JEB	20 JEB	9.9 JEB	6.7 JEB	11 JEB	17 JEB	16 JEB
Cobalt	7440-48-4	mg/kg	2.8	3.3	4.6	2.9	3.3	1.9	2.8	5.8	1.6	2.3	3.2	1.4	2.0	3.4	3.0	5.0
Copper	7440-50-8	mg/kg	43 J	61	54	14 J	21 J	27 J+	21 J+	13 J+	21 J+	17 J+	17 J+	6.3 J+	5.1 J+	14 J+	33 J+	32 J+
Lead	7439-92-1	mg/kg	54	110	100	28	22	77	23	5.7	42	42	49	8.6	3.4	5.8	44	12
Manganese	7439-96-5	mg/kg	34 JEB	130 EB	39 EB	94 JEB	76 JEB	55 JEB	73 JEB	140 JEB	61 JEB	67 JEB	110 JEB	42 JEB	61 JEB	140 JEB	100 JEB	160 JEB
Nickel	7440-02-0	mg/kg	6.4	8.5	9.4	4.5 EB	6.1 EB	5.6 EB	6.9 EB	10 EB	5.0 EB	6.0 EB	7.4 EB	3.5 EB	3.6 EB	6.2 EB	8.3 EB	13 EB
Selenium	7782-49-2	mg/kg	< 2.4 UJ	< 5.4 U	< 3.4 U	< 2.0 UJ	< 2.1 UJ	< 2.9 U	0.89 J	0.44 J	0.52 J	< 2.6 U	< 2.3 U	< 2.2 U	< 2.5 U	< 2.6 U	0.57 J	0.50 J
Silver	7440-22-4	mg/kg	0.21 J	0.40 J	0.27 J	0.075 J	0.083 J	< 0.58 U	0.62 J	< 0.42 U	< 0.58 U	< 0.53 U	< 0.46 U	< 0.45 U	< 0.49 U	< 0.53 U	< 0.48 U	< 0.46 U
Thallium	7440-28-0	mg/kg	0.057 J	< 1.1 U	< 0.68 U	< 0.40 U	< 0.41 U	< 0.58 U	0.56	< 0.42 U	0.087 J	0.074 J	< 0.46 U	< 0.45 U	< 0.49 U	< 0.53 U	0.14 J	0.064 J
Vanadium	7440-62-2	mg/kg	27	20	22	12	13	16	14	26	9.4 J	13 J	18	9.0	7.2	17	16 J	26 J
Zinc	7440-66-6	mg/kg	130 JEB	190 EB	160 EB	26 EB	22 EB	26 JEB	25 JEB	24 JEB	34 JEB	35 JEB	38 JEB	11 JEB	11 JEB	24 JEB	52 JEB	59 JEB
Mercury	7439-97-6	mg/kg	0.44	0.60	0.59	0.14	0.53	0.35	< 0.11 U	< 0.12 U	0.19	0.14	0.14	0.065 J	< 0.11 U	< 0.092 U	0.20	0.026 J
TCL VOCs																		
1,1,1-Trichloroethane (TCA)	71-55-6	ug/kg	< 6.2 U	< 12 U	< 7.2 U	< 4.8 U	< 5.2 U	< 5.8 U	< 5.3 U	< 5.3 U	< 8.0 U	< 6.5 U	< 5.3 U	< 5.7 U	< 5.0 U	< 4.7 U	< 5.4 U	< 5.0 U
1,1,2,2-TETRACHLOROETHANE	79-34-5	ug/kg	< 6.2 U	< 12 U	< 7.2 U	< 4.8 U	< 5.2 U	< 5.8 U	< 5.3 U	< 5.3 U	< 8.0 U	< 6.5 U	< 5.3 U	< 5.7 U	< 5.0 U	< 4.7 U	< 5.4 U	< 5.0 U
1,1,2-TRICHLORO-1,2,2-TRIFLUOROETHANE	76-13-1	ug/kg	< 6.2 U	< 12 U	< 7.2 U	< 4.8 U	< 5.2 U	< 5.8 U	< 5.3 U	< 5.3 U	< 8.0 U	< 6.5 U	< 5.3 U	< 5.7 U	< 5.0 U	< 4.7 U	< 5.4 U	< 5.0 U
1,1,2-Trichloroethane	79-00-5	ug/kg	< 6.2 U	< 12 U	< 7.2 U	< 4.8 U	< 5.2 U	< 5.8 U	< 5.3 U	< 5.3 U	< 8.0 U	< 6.5 U	< 5.3 U	< 5.7 U	< 5.0 U	< 4.7 U	< 5.4 U	< 5.0 U
1,1-Dichloroethane	75-34-3	ug/kg	< 6.2 U	< 12 U	< 7.2 U	< 4.8 U	< 5.2 U	< 5.8 U	< 5.3 U	< 5.3 U	< 8.0 U	< 6.5 U	< 5.3 U	< 5.7 U	< 5.0 U	< 4.7 U	< 5.4 U	< 5.0 U
1,1-Dichloroethene	75-35-4	ug/kg	< 6.2 U	< 12 U	< 7.2 U	< 4.8 UJ	< 5.2 UJ	< 5.8 UJ	< 5.3 UJ	< 5.3 UJ	< 8.0 UJ	< 6.5 UJ	< 5.3 UJ	< 5.7 UJ	< 5.0 UJ	< 4.7 UJ	< 5.4 U	< 5.0 U
1,2,3-Trichlorobenzene	87-61-6	ug/kg	< 6.2 U	< 12 U	< 7.2 U	< 4.8 U	< 5.2 U	< 5.8 U	< 5.3 U	< 5.3 U	< 8.0 U	< 6.5 U	< 5.3 UJ	< 5.7 U	< 5.0 U	< 4.7 U	< 5.4 U	< 5.0 U
1,2,3-TRICHLOROPROPANE	96-18-4	ug/kg	< 6.2 U	< 12 U	< 7.2 U	< 4.8 U	< 5.2 U	< 5.8 U	< 5.3 U	< 5.3 U	< 8.0 U	< 6.5 U	< 5.3 U	< 5.7 U	< 5.0 U	< 4.7 U	< 5.4 U	< 5.0 U
1,2,4-TRICHLOROBENZENE	120-82-1	ug/kg	< 6.2 U	< 12 U	< 7.2 U	< 4.8 U	< 5.2 U	< 5.8 U	< 5.3 U	< 5.3 U	< 8.0 U	< 6.5 U	< 5.3 UJ	< 5.7 U	< 5.0 U	< 4.7 U	< 5.4 U	< 5.0 U
1,2,4-Trimethylbenzene	95-63-6	ug/kg	< 6.2 U	< 12 U	< 7.2 U	< 4.8 U	< 5.2 U	< 5.8 U	< 5.3 U	< 5.3 U	< 8.0 U	< 6.5 U	< 5.3 U	< 5.7 U	< 5.0 U	< 4.7 U	< 5.4 U	< 5.0 U
1,2-Dibromo-3-Chloropropane	96-12-8	ug/kg	< 6.2 U	< 12 U	< 7.2 U	< 4.8 U	< 5.2 U	< 5.8 U	< 5.3 U	< 5.3 U	< 8.0 U	< 6.5 U	< 5.3 U	< 5.7 U	< 5.0 U	< 4.7 U	< 5.4 U	< 5.0 U
1,2-Dibromoethane (Ethylene Dibromide)	106-93-4	ug/kg	< 6.2 U	< 12 U	< 7.2 U	< 4.8 U	< 5.2 U	< 5.8 U	< 5.3 U	< 5.3 U	< 8.0 U	< 6.5 U	< 5.3 U	< 5.7 U	< 5.0 U	< 4.7 U	< 5.4 U	< 5.0 U
1,2-Dichlorobenzene	95-50-1	ug/kg	< 6.2 U	< 12 U	< 7.2 U	< 4.8 U	< 5.2 U	< 5.8 U	< 5.3 U	< 5.3 U	< 8.0 U	< 6.5 U	< 5.3 UJ	< 5.7 U	< 5.0 U	< 4.7 U	< 5.4 U	< 5.0 U
1,2-Dichloroethane	107-06-2	ug/kg	< 6.2 U	< 12 U	< 7.2 U	< 4.8 U	< 5.2 U	< 5.8 U	< 5.3 U	< 5.3 U	< 8.0 U	< 6.5 U	< 5.3 U	< 5.7 U	< 5.0 U	< 4.7 U	< 5.4 U	< 5.0 U
1,2-DICHLOROPROPANE	78-87-5	ug/kg	< 6.2 U	< 12 U	< 7.2 U	< 4.8 U	< 5.2 U	< 5.8 U	< 5.3 U	< 5.3 U	< 8.0 U	< 6.5 U	< 5.3 U	< 5.7 U	< 5.0 U	< 4.7 U	< 5.4 U	< 5.0 U
1,3,5-Trimethylbenzene (Mesitylene)	108-67-8	ug/kg	< 6.2 U	< 12 U	< 7.2 U	< 4.8 U	< 5.2 U	< 5.8 U	< 5.3 U	< 5.3 U	< 8.0 U	< 6.5 U	< 5.3 U	< 5.7 U	< 5.0 U	< 4.7 U	< 5.4 U	< 5.0 U
1,3-DICHLOROBENZENE	541-73-1	ug/kg	< 6.2 U	< 12 U	< 7.2 U	< 4.8 U	< 5.2 U	< 5.8 U	< 5.3 U	< 5.3 U	< 8.0 U	< 6.5 U	< 5.3 UJ	< 5.7 U	< 5.0 U	< 4.7 U	< 5.4 U	< 5.0 U
1,4-DICHLOROBENZENE	106-46-7	ug/kg	< 6.2 U	< 12 U	< 7.2 U	< 4.8 U	< 5.2 U	< 5.8 U	< 5.3 U	< 5.3 U	< 8.0 U	< 6.5 U	< 5.3 UJ	< 5.7 U	< 5.0 U	< 4.7 U	< 5.4 U	< 5.0 U
2-HEXANONE	591-78-6	ug/kg	< 12 U	< 25 U	< 14 U	< 9.5 U	< 10 U	< 12 U	< 11 U	< 11 U	< 16 U	< 13 U	< 11 U	< 11 U	< 10 U	< 9.4 U	< 11 U	< 9.9 U
ACETONE	67-64-1	ug/kg	< 12 U	80	11 J	< 9.5 U	< 10 U	< 12 U	< 11 UJ	< 11 UJ	< 16 U	< 13 UJ	< 11 U	< 11 U	< 10 UJ	< 9.4 U	< 11 U	< 9.9 U
Benzene	71-43-2	ug/kg	< 6.2 U	< 12 U	< 7.2 U	< 4.8 UJ	< 5.2 UJ	< 5.8 UJ	< 5.3 UJ	< 5.3 UJ	< 8.0 UJ	< 6.5 UJ	< 5.3 UJ	< 5.7 UJ	< 5.0 UJ	< 4.7 UJ	< 5.4 U	< 5.0 U
BROMOCHLOROMETHANE	74-97-5	ug/kg	< 6.2 U	< 12 U	< 7.2 U	< 4.8 U	< 5.2 U	< 5.8 U	< 5.3 U	< 5.3 U	< 8.0 U	< 6.5 U	< 5.3 U	< 5.7 U	< 5.0 U	< 4.7 U	< 5.4 U	< 5.0 U
BROMODICHLOROMETHANE	75-27-4	ug/kg	< 6.2 U	< 12 U	< 7.2 U	< 4.8 U	< 5.2 U	< 5.8 U	< 5.3 U	< 5.3 U	< 8.0 U	< 6.5 U	< 5.3 U	< 5.7 U	< 5.0 U	< 4.7 U	< 5.4 U	< 5.0 U
BROMOFORM	75-25-2	ug/kg	< 6.2 U	< 12 U	< 7.2 U	< 4.8 U	< 5.2 U	< 5.8 U	< 5.3 U	< 5.3 U	< 8.0 U	< 6.5 U	< 5.3 U	< 5.7 U	< 5.0 U	< 4.7 U	< 5.4 U	< 5.0 U
BROMOMETHANE	74-83-9	ug/kg	< 6.2 U	< 12 U	< 7.2 U	< 4.8 U	< 5.2 U	< 5.8 U	< 5.3 U	< 5.3 U	< 8.0 U	< 6.5 U	< 5.3 U	< 5.7 U	< 5.0 U	< 4.7 U	< 5.4 U	< 5.0 U
CARBON DISULFIDE	75-15-0	ug/kg	< 6.2 U	< 12 U	< 7.2 U	< 4.8 U	< 5.2 U	< 5.8 U	< 5.3 U	< 5.3 U	< 8.0 U	< 6.5 U	< 5.3 U	< 5.7 U	< 5.0 U	< 4.7 U	< 5.4 U	< 5.0 U
CARBON TETRACHLORIDE	56-23-5	ug/kg	< 6.2 U	< 12 U	< 7.2 U	< 4.8 U	< 5.2 U	< 5.8 U	< 5.3 U	< 5.3 U	< 8.0 U	< 6.5 U	< 5.3 U	< 5.7 U	< 5.0 U	< 4.7 U	< 5.4 U	< 5.0 U
Chlorobenzene	108-90-7	ug/kg	< 6.2 U	< 12 U	< 7.2 U	< 4.8 UJ	< 5.2 UJ	< 5.8 UJ	< 5.3 UJ	< 5.3 UJ	< 8.0 UJ	< 6.5 UJ	< 5.3 UJ	< 5.7 UJ	< 5.0 UJ	< 4.7 UJ	< 5.4 U	< 5.0 U
CHLOROETHANE	75-00-3	ug/kg	< 6.2 U	< 12 U	< 7.2 U	< 4.8 U	< 5.2 U	< 5.8 U	< 5.3 U	< 5.3 U	< 8.0 U	< 6.5 U	< 5.3 U	< 5.7 U	< 5.0 U	< 4.7 U	< 5.4 U	< 5.0 U
Chloroform	67-66-3	ug/kg	< 6.2 U	< 12 U	< 7.2 U	< 4.8 U	< 5.2 U	< 5.8 U	< 5.3 U	< 5.3 U	< 8.0 U	< 6.5 U	< 5.3 U	< 5.7 U	< 5.0 U	< 4.7 U	< 5.4 U	< 5.0 U
CHLOROMETHANE	74-87-3	ug/kg	< 6.2 U	< 12 U	< 7.2 U	< 4.8 U	< 5.2 U	< 5.8 U	< 5.3 U	< 5.3 U	< 8.0 U	< 6.5 U	< 5.3 U	< 5.7 U	< 5.0 U	< 4.7 U	< 5.4 U	< 5.0 U
CIS-1,2-DICHLOROETHYLENE	156-59-2	ug/kg	< 6.2 U	< 12 U	< 7.2 U	< 4.8 U	< 5.2 U	< 5.8 U	< 5.3 U	< 5.3 U	< 8.0 U	< 6.5 U	< 5.3 U	< 5.7 U	< 5.0 U	< 4.7 U	< 5.4 U	< 5.0 U
cis-1,3-Dichloropropene	10061-01-5	ug/kg	< 6.2 U	< 12 U	< 7.2 U	< 4.8 U	< 5.2 U	< 5.8 U	< 5.3 U	< 5.3 U	< 8.0 U	< 6.5 U	< 5.3 U	< 5.7 U	< 5.0 U	< 4.7 U	< 5.4 U	< 5.0 U
Cyclohexane	110-82-7	ug/kg	< 6.2 U	< 12 U	< 7.2 U	< 4.8 U	< 5.2 U	< 5.8 U	< 5.3 U	< 5.3 U	< 8.0 U	< 6.5 U	< 5.3 U	< 5.7 U	< 5.0 U	< 4.7 U	< 5.4 U	< 5.0 U
DIBROMOCHLOROMETHANE	124-48-1	ug/kg	< 6.2 U	< 12 U	< 7.2 U	< 4.8 U	< 5.2 U	< 5.8 U	< 5.3 U	< 5.3 U	< 8.0 U	< 6.5 U	< 5.3 U	< 5.7 U	< 5.0 U	< 4.7 U	< 5.4 U	< 5.0 U
Dichlorodifluoromethane	75-71-8	ug/kg	< 6.2 U	< 12 U	< 7.2 U	< 4.8 U	< 5.2 U	< 5.8 U	< 5.3 U	< 5.3 U	< 8.0 U	< 6.5 U	< 5.3 U	< 5.7 U	< 5.0 U	< 4.7 U	< 5.4 U	< 5.0 U
Ethylbenzene	100-41-4	ug/kg	< 6.2 U	< 12 U	< 7.2 U	< 4.8 U	< 5.2 U	< 5.8 U	< 5.3 U	< 5.3 U	< 8.0 U	< 6.5 U	< 5.3 U	< 5.7 U	< 5.0 U	< 4.7 U	< 5.4 U	< 5.0 U
Isopropylbenzene (Cumene)	98-82-8	ug/kg	< 6.2 U	< 12 U	< 7.2 U	< 4.8 U	< 5.2 U	< 5.8 U	< 5.3 U	< 5.3 U	< 8.0 U	< 6.5 U	< 5.3 U	< 5.7 U	< 5.0 U	< 4.7 U	< 5.4 U	< 5.0 U
m,p-Xylene	179601-23-1	ug/kg	< 6.2 U	< 12 U	< 7.2 U	< 4.8 U	< 5.2 U	< 5.8 U	< 5.3 U	< 5.3 U	< 8.0 U	< 6.5 U	< 5.3 U	< 5.7 U	< 5.0 U	< 4.7 U	< 5.4 U	< 5.0 U
METHYL ACETATE	79-20-9	ug/kg	< 6.2 U	< 12 U	< 7.2 U	< 4.8 U	< 5.2 U	< 5.8 U	< 5.3 U	< 5.3 U	< 8.0 U	< 6.5 U	< 5.3 U	< 5.7 U	< 5.0 U	< 4.7 U	< 5.4 U	< 5.0 U
Methyl Ethyl Ketone (2-Butanone)	78-93-3	ug/kg	< 12 U	29	< 14 U	< 9.5 U	< 10 U	< 12 U	< 11 U	< 11 U	< 16 U	< 13 U	< 11 U	< 11 U	< 10 U	< 9.4 U	< 11 U	< 9.9 U
METHYL ISOBUTYL KETONE (4-METHYL-2-PENTANONE)	108-10-1	ug/kg	< 12 U	< 25 U	< 14 U	< 9.5 U	< 10 U	< 12 U	< 11 U	< 11 U	< 16 U	< 13 U	< 11 U	< 11 U	< 10 U	< 9.4 U	< 11 U	< 9.9 U
Methylcyclohexane	108-87-2	ug/kg	< 6.2 U	< 12 U	< 7.2 U	< 4.8 U	< 5.2 U	< 5.8 U	< 5.3 U	< 5.3 U	< 8.0 U	< 6.5 U	< 5.3 U	< 5.7 U	< 5.0 U	< 4.7 U	< 5.4 U	< 5.0 U
Methylene Chloride	75-09-2	ug/kg	< 6.2 U	< 12 U	< 7.2 U	< 4.8 U	< 5.2 U	8.6 J+	5.4 J+	6.0 J+	< 8.0 U	6.6 J+	< 5.3 U	< 5.7 U	< 5.0 U	< 4.7 U	< 5.4 U	< 5.0 U
o-Xylene (1,2-Dimethylbenzene)	95-47-6	ug/kg	< 6.2 U	< 12 U	< 7.2 U	< 4.8 U	< 5.2 U	< 5.8 U	< 5.3 U	< 5.3 U	< 8.0 U	< 6.5 U	< 5.3 U	< 5.7 U	< 5.0 U	< 4.7 U	< 5.4 U	< 5.0 U
Styrene	100-42-5	ug/kg	< 6.2 U	< 12 U	< 7.2 U	< 4.8 U	< 5.2 U	< 5.8 U	< 5.3 U	< 5.3 U	< 8.0 U	< 6.5 U	< 5.3 U	< 5.7 U	< 5.0 U	< 4.7 U	< 5.4 U	< 5.0 U
TERT-BUTYL METHYL ETHER	1634-04-4	ug/kg	< 6.2 U	< 12 U	< 7.2 U	< 4.8 U	< 5.2 U	< 5.8 U	< 5.3 U	< 5.3 U	< 8.0 U	< 6.5 U	< 5.3 U	< 5.7 U	< 5.0 U	< 4.7 U	< 5.4 U	< 5.0 U
Tetrachloroethylene (PCE)	127-18-4	ug/kg	< 6.2 U	< 12 U	< 7.2 U	< 4.8 U	< 5.2 U	< 5.8 U	< 5.3 U	< 5.3 U	< 8.0 U	< 6.5 U	< 5.3 U	< 5.7 U	< 5.0 U	< 4.7 U	< 5.4 U	< 5.0 U
Toluene	108-88-3	ug/kg	< 6.2 U	22	< 7.2 U	< 4.8 U	< 5.2 U	< 5.8 UJ	< 5.3 UJ	< 5.3 UJ	< 8.0 UJ	< 6.5 UJ	< 5.3 UJ	< 5.7 UJ	< 5.0 UJ	< 4.7 UJ	< 5.4 U	< 5.0 U
Trans-1,2-Dichloroethylene	156-60-5	ug/kg	< 6.2 U	< 12 U	< 7.2 U	< 4.8 U	< 5.2 U	< 5.8 U	< 5.3 U	< 5.3 U	< 8.0 U	< 6.5 U	< 5.3 U	< 5.7 U	< 5.0 U	< 4.7 U	< 5.4 U	< 5.0 U
Trans-1,3-Dichloropropene	10061-02-6	ug/kg	< 6.2 U	< 12 U	< 7.2 U	< 4.8 U	< 5.2 U	< 5.8 U	< 5.3 U	< 5.3 U	< 8.0 U	< 6.5 U	< 5.3 U	< 5.7 U	< 5.0 U	< 4.7 U	< 5.4 U	< 5.0 U
Trichloroethylene (TCE)	79-01-6	ug/kg	< 6.2 U	< 12 U	< 7.2 U	< 4.8 UJ	< 5.2 UJ	< 5.8 UJ	< 5.3 UJ	< 5.3 UJ	< 8.0 UJ	< 6.5 UJ	< 5.3 UJ	< 5.7 UJ	< 5.0 UJ	< 4.7 UJ	< 5.4 U	< 5.0 U
Trichlorofluoromethane	75-69-4	ug/kg	< 6.2 U	< 12 U	< 7.2 U	< 4.8 U	< 5.2 U	< 5.8 U	< 5.3 U	< 5.3 U	< 8.0 U	< 6.5 U	< 5.3 U	< 5.7 U	< 5.0 U	< 4.7 U	< 5.4 U	< 5.0 U
Vinyl Chloride	75-01-4	ug/kg	< 6.2 U	< 12 U	< 7.2 U	< 4.8 U	< 5.2 U	< 5.8 U	< 5.3 U	< 5.3 U	< 8.0 U	< 6.5 U	< 5.3 U	< 5.7 U	< 5.0 U	< 4.7 U	< 5.4 U	< 5.0 U

Table 12
Phase 2 Reach Floodplain Soil Analytical Results
Phase 2 Data Evaluation Summary Memorandum
Lower Neponset River
Boston and Milton, Massachusetts

			24D-0021 24D-0021-CS 6/5/2024 N 2 - 3 ft	24D-0022 24D-0022-AS 6/7/2024 N 0 - 1 ft	24D-0022 24D-0022-BS 6/7/2024 N 1 - 1.9 ft	24D-0023 24D-0023-AS 6/25/2024 N 0 - 1 ft	24D-0023 24D-0023-BS 6/25/2024 N 1 - 2 ft	24D-0024 24D-0024-AS 6/24/2024 N 0 - 1 ft	24D-0024 24D-0024-BS 6/24/2024 N 1 - 2 ft	24D-0024 24D-0024-CS 6/24/2024 N 2 - 3 ft	24D-0025 24D-0025-AD 6/24/2024 FD 0 - 0.6 ft	24D-0025 24D-0025-AS 6/24/2024 N 0 - 0.6 ft	24D-0026 24D-0026-AS 6/24/2024 N 0 - 1 ft	24D-0026 24D-0026-BS 6/24/2024 N 1 - 2 ft	24D-0026 24D-0026-CS 6/24/2024 N 2 - 3 ft	24D-0027 24D-0027-AS 6/24/2024 N 0 - 1 ft	24D-0028 24D-0028-AS 6/21/2024 N 0 - 1 ft	24D-0028 24D-0028-BS 6/21/2024 N 1 - 1.6 ft
Analyte	CAS Number	Units																	
TCL SVOCs																			
1,2,4,5-TETRACHLOROBENZENE	95-94-3	ug/kg	< 230 U	< 440 U	< 260 U	< 180 U	< 200 U	< 240 U	< 210 U	< 210 U	< 270 U	< 260 U	< 210 U	< 220 U	< 200 U	< 190 U	< 220 U	< 210 U
1,4-Dioxane (P-Dioxane)	123-91-1	ug/kg	< 88 U	< 170 U	< 100 U	< 72 U	< 77 U	< 92 U	< 81 U	< 81 U	< 110 U	< 100 U	< 83 U	< 86 U	< 78 U	< 74 U	< 87 UJ	< 84 UJ
1-Methylnaphthalene	90-12-0	ug/kg	4.0 J	< 8.5 U	8.4	1.0 J-	< 3.8 U	11	1.5 J	< 4.0 U	1.2 J	2.2 J	8.7	< 4.3 U	< 3.9 U	< 3.6 U	3.2 J	< 4.1 U
2,3,4,6-TETRACHLOROPHENOL	58-90-2	ug/kg	< 230 U	< 440 U	< 260 U	< 180 U	< 200 U	< 240 U	< 210 U	< 210 U	< 270 U	< 260 U	< 210 U	< 220 U	< 200 U	< 190 U	< 220 U	< 210 U
2,4,5-TRICHLOROPHENOL	95-95-4	ug/kg	< 230 U	< 440 U	< 260 U	< 180 U	< 200 U	< 240 U	< 210 U	< 210 U	< 270 U	< 260 U	< 210 U	< 220 U	< 200 U	< 190 U	< 220 U	< 210 U
2,4,6-TRICHLOROPHENOL	88-06-2	ug/kg	< 230 U	< 440 U	< 260 U	< 180 U	< 200 U	< 240 U	< 210 U	< 210 U	< 270 U	< 260 U	< 210 U	< 220 U	< 200 U	< 190 U	< 220 U	< 210 U
2,4-DICHLOROPHENOL	120-83-2	ug/kg	< 230 U	< 440 U	< 260 U	< 180 U	< 200 U	< 240 U	< 210 U	< 210 U	< 270 U	< 260 U	< 210 U	< 220 U	< 200 U	< 190 U	< 220 U	< 210 U
2,4-DIMETHYLPHENOL	105-67-9	ug/kg	< 230 UJ	< 440 U	< 260 U	< 180 U	< 200 UJ	< 240 U	< 210 U	< 210 UJ	< 270 UJ	< 260 U	< 210 U	< 220 UJ	< 200 UJ	< 190 UJ	< 220 UJ	< 210 UJ
2,4-DINITROPHENOL	51-28-5	ug/kg	< 440 U	< 850 U	< 510 U	< 350 U	< 380 U	< 460 U	< 400 U	< 400 U	< 520 U	< 500 U	< 410 U	< 430 U	< 390 U	< 360 U	< 430 U	< 410 U
2,4-DINITROTOLUENE	121-14-2	ug/kg	< 230 U	< 440 U	< 260 U	< 180 U	< 200 U	< 240 U	< 210 U	< 210 U	< 270 U	< 260 U	< 210 U	< 220 U	< 200 U	< 190 U	< 220 UJ	< 210 UJ
2,6-DINITROTOLUENE	606-20-2	ug/kg	< 230 U	< 440 U	< 260 U	< 180 U	< 200 U	< 240 U	< 210 U	< 210 U	< 270 U	< 260 U	< 210 U	< 220 U	< 200 U	< 190 U	< 220 U	< 210 U
2-CHLORONAPHTHALENE	91-58-7	ug/kg	< 230 U	< 440 U	< 260 U	< 180 U	< 200 U	< 240 U	< 210 U	< 210 U	< 270 U	< 260 U	< 210 U	< 220 U	< 200 U	< 190 U	< 220 U	< 210 U
2-CHLOROPHENOL	95-57-8	ug/kg	< 230 U	< 440 U	< 260 U	< 180 U	< 200 U	< 240 U	< 210 U	< 210 U	< 270 U	< 260 U	< 210 U	< 220 U	< 200 U	< 190 U	R	R
2-Methylnaphthalene	91-57-6	ug/kg	4.8	< 8.5 U	11	1.2 J-	< 3.8 U	13	1.8 J	< 4.0 U	1.5 J	2.3 J	9.5	< 4.3 U	< 3.9 U	< 3.6 U	4.4	< 4.1 U
2-METHYLPHENOL (O-CRESOL)	95-48-7	ug/kg	< 440 U	< 850 U	< 510 U	< 350 U	< 380 U	< 460 U	< 400 U	< 400 U	< 520 U	< 500 U	< 410 U	< 430 U	< 390 U	< 360 U	< 430 U	< 410 U
2-NITROANILINE	88-74-4	ug/kg	< 230 U	< 440 U	< 260 U	< 180 U	< 200 U	< 240 U	< 210 U	< 210 U	< 270 U	< 260 U	< 210 U	< 220 U	< 200 U	< 190 U	< 220 U	< 210 U
2-NITROPHENOL	88-75-5	ug/kg	< 230 U	< 440 U	< 260 U	< 180 U	< 200 U	< 240 U	< 210 U	< 210 U	< 270 U	< 260 U	< 210 U	< 220 U	< 200 U	< 190 U	< 220 U	< 210 U
3,3'-DICHLOROBENZIDINE	91-94-1	ug/kg	< 440 U	< 850 U	< 510 U	< 350 U	< 380 U	< 460 U	< 400 U	< 400 U	< 520 U	< 500 U	< 410 U	< 430 U	< 390 U	< 360 U	< 430 U	< 410 U
3-NITROANILINE	99-09-2	ug/kg	< 440 U	< 850 U	< 510 U	< 350 U	< 380 U	< 460 U	< 400 U	< 400 U	< 520 U	< 500 U	< 410 U	< 430 U	< 390 U	< 360 U	< 430 U	< 410 U
4,6-DINITRO-2-METHYLPHENOL	534-52-1	ug/kg	< 440 U	< 850 U	< 510 U	< 350 U	< 380 U	< 460 U	< 400 U	< 400 U	< 520 U	< 500 U	< 410 U	< 430 U	< 390 U	< 360 U	< 430 U	< 410 U
4-BROMOPHENYL PHENYL ETHER	101-55-3	ug/kg	< 230 U	< 440 U	< 260 U	< 180 U	< 200 U	< 240 U	< 210 U	< 210 U	< 270 U	< 260 U	< 210 U	< 220 U	< 200 U	< 190 U	< 220 U	< 210 U
4-CHLORO-3-METHYLPHENOL	59-50-7	ug/kg	< 230 U	< 440 U	< 260 U	< 180 U	< 200 U	< 240 U	< 210 U	< 210 U	< 270 U	< 260 U	< 210 U	< 220 U	< 200 U	< 190 U	< 220 UJ	< 210 UJ
4-CHLOROANILINE	106-47-8	ug/kg	< 440 U	< 850 U	< 510 U	< 350 U	< 380 U	< 460 U	< 400 U	< 400 U	< 520 U	< 500 U	< 410 U	< 430 U	< 390 U	< 360 U	< 430 U	< 410 U
4-CHLOROPHENYL PHENYL ETHER	7005-72-3	ug/kg	< 230 U	< 440 U	< 260 U	< 180 U	< 200 U	< 240 U	< 210 U	< 210 U	< 270 U	< 260 U	< 210 U	< 220 U	< 200 U	< 190 U	< 220 U	< 210 U
4-METHYLPHENOL (P-CRESOL)	106-44-5	ug/kg	< 440 U	< 850 U	< 510 U	< 350 U	< 380 U	< 460 U	< 400 U	< 400 U	< 520 U	< 500 U	< 410 U	< 430 U	< 390 U	< 360 U	< 430 U	< 410 U
4-Nitroaniline	100-01-6	ug/kg	< 440 U	< 850 U	< 510 U	< 350 U	< 380 U	< 460 U	< 400 U	< 400 U	< 520 U	< 500 U	< 410 U	< 430 U	< 390 U	< 360 U	< 430 U	< 410 U
4-NITROPHENOL	100-02-7	ug/kg	< 440 U	< 850 U	< 510 U	< 350 U	< 380 U	< 460 U	< 400 U	< 400 U	< 520 U	< 500 U	< 410 U	< 430 U	< 390 U	< 360 U	< 430 U	< 410 U
Acenaphthene	83-32-9	ug/kg	11	5.3 J	37	2.5 J	< 3.8 U	67 J	4.8 J	< 4.0 U	4.4 J	11 J	33 J	< 4.3 U	< 3.9 U	< 3.6 U	11 J	< 210 UJ
ACENAPHTHYLENE	208-96-8	ug/kg	1.5 J	7.3 J	26	4.3	< 3.8 U	11	3.5 J	< 4.0 U	2.8 J	4.3 J	66	3.4 J	1.7 J	< 3.6 U	12	1.2 J
Acetophenone	98-86-2	ug/kg	< 440 U	< 850 U	< 510 U	< 350 U	< 380 U	< 460 U	< 400 U	< 400 U	< 520 U	< 500 U	< 410 U	< 430 U	< 390 U	< 360 U	< 430 U	< 410 U
ANTHRACENE	120-12-7	ug/kg	15	21	130	10	0.93 J	190	11	1.2 J	12 J	28 J	220	5.3	1.8 J	< 3.6 U	24	< 4.1 U
ATRAZINE	1912-24-9	ug/kg	< 440 U	< 850 U	< 510 U	< 350 U	< 380 U	< 460 U	< 400 U	< 400 U	< 520 U	< 500 U	< 410 U	< 430 U	< 390 U	< 360 U	< 430 U	< 410 U
BENZALDEHYDE	100-52-7	ug/kg	< 440 U	< 850 U	< 510 U	< 350 U	< 380 U	< 460 U	< 400 U	< 400 U	< 520 U	< 500 U	< 410 U	< 430 U	< 390 U	< 360 U	< 430 U	< 410 U
BENZO(A)ANTHRACENE	56-55-3	ug/kg	46	100	330	47	4.1	650	42	3.4 J	68 J	130 J	690	22	8.9	3.4 J	100	2.0 J
BENZO(A)PYRENE	50-32-8	ug/kg	43	100	130	42	4.7	270	50	4.0	41 J	77 J	340	26	11	4.9	110	2.1 J
Benzo(B)Fluoranthene	205-99-2	ug/kg	49	160	340	46	6.7	750	61	4.7	110 J	170 J	730	25	13	7.4	140	2.4 J
Benzo(G,H,I)Perylene	191-24-2	ug/kg	23	60	13	26	3.4 J	26	32	2.8 J	5.6	9.4	36	16	7.7	4.2	65	1.5 J
Benzo(K)Fluoranthene	207-08-9	ug/kg	21	50	130	13	2.3 J	220	19	1.7 J	35 J	60 J	260	10	4.6	2.6 J	35	0.84 J
BENZYL BUTYL PHTHALATE	85-68-7	ug/kg	< 230 U	< 440 U	< 260 U	< 180 U	< 200 U	< 240 U	< 210 U	< 210 U	< 270 U	< 260 U	< 210 U	< 220 U	< 200 U	< 190 U	< 220 U	< 210 U
BIPHENYL (DIPHENYL)	92-52-4	ug/kg	< 230 U	< 440 U	< 260 U	< 180 U	< 200 U	< 240 U	< 210 U	< 210 U	< 270 U	< 260 U	< 210 U	< 220 U	< 200 U	< 190 U	< 220 U	< 210 U
BIS(2-CHLOROETHOXY) METHANE	111-91-1	ug/kg	< 230 U	< 440 U	< 260 U	< 180 U	< 200 U	< 240 U	< 210 U	< 210 U	< 270 U	< 260 U	< 210 U	< 220 U	< 200 U	< 190 U	< 220 U	< 210 U
BIS(2-CHLOROETHYL) ETHER (2-CHLOROETHYL ETHER)	111-44-4	ug/kg	< 440 U	< 850 U	< 510 U	< 350 U	< 380 U	< 460 U	< 400 U	< 400 U	< 520 U	< 500 U	< 410 U	< 430 U	< 390 U	< 360 U	< 430 U	< 410 U
BIS(2-CHLOROISOPROPYL) ETHER	108-60-1	ug/kg	< 440 U	< 850 U	< 510 U	< 350 U	< 380 U	< 460 U	< 400 U	< 400 U	< 520 U	< 500 U	< 410 U	< 430 U	< 390 U	< 360 U	< 430 U	< 410 U
BIS(2-ETHYLHEXYL) PHTHALATE	117-81-7	ug/kg	< 230 U	< 440 U	160 J	< 180 U	< 200 U	< 240 U	< 210 U	< 210 U	< 270 U	< 260 U	< 210 U	< 220 U	< 200 U	< 190 U	< 220 U	< 210 U
Caprolactam	105-60-2	ug/kg	< 440 U	< 850 U	< 510 U	< 350 U	< 380 U	< 460 U	< 400 U	< 400 U	< 520 U	< 500 U	< 410 U	< 430 U	< 390 U	< 360 U	< 430 U	< 410 U
CARBAZOLE	86-74-8	ug/kg	< 440 U	< 850 U	< 510 U	< 350 U	< 380 U	140 J	< 400 U	< 400 U	< 520 U	< 500 U	< 410 U	< 430 U	< 390 U	< 360 U	< 430 U	< 410 U
CHRYSENE	218-01-9	ug/kg	47	80	250	28	4.9	690	41	3.5 J	74 J	140 J	670	20	8.7	4.7	110	1.7 J
DIBENZ(A,H)ANTHRACENE	53-70-3	ug/kg	7.4	15	42	6.4	0.87 J	72	7.8	< 4.0 U	13	21	99	3.4 J	1.8 J	0.96 J	16	< 4.1 U
Dibenzofuran	132-64-9	ug/kg	< 230 U	< 440 U	< 260 U	< 180 U	< 200 U	53 J	< 210 U	< 210 U	< 270 U	< 260 U	< 210 U	< 220 U	< 200 U	< 190 U	< 220 U	< 210 U
Diethyl Phthalate	84-66-2	ug/kg	< 230 U	< 440 U	< 260 U	< 180 U	< 200 U	< 240 U	< 210 U	< 210 U	< 270 U	< 260 U	< 210 U	< 220 U	< 200 U	< 190 U	< 220 U	< 210 U
DIMETHYL PHTHALATE	131-11-3	ug/kg	< 230 U	< 440 U	< 260 U	< 180 U	< 200 U	< 240 U	< 210 U	< 210 U	< 270 U	< 260 U	< 210 U	< 220 U	< 200 U	< 190 U	< 220 U	< 210 U
Di-N-Butyl Phthalate	84-74-2	ug/kg	< 230 U	< 440 U	< 260 U	< 180 U	< 200 U	< 240 U	< 210 U	< 210 U	< 270 U	< 260 U	< 210 U	< 220 U	< 200 U	< 190 U	< 220 U	< 210 U
DI-N-OCTYLPHTHALATE	117-84-0	ug/kg	< 440 U	< 850 U	< 510 U	< 350 U	< 380 U	< 460 U	< 400 U	< 400 U	< 520 U	< 500 U	< 410 U	< 430 U	< 390 U	< 360 U	< 430 U	< 410 U
FLUORANTHENE	206-44-0	ug/kg	130	240	710	59	11	1400	95	7.4	170	280	1200	37	18	10	240	2.9 J
FLUORENE	86-73-7	ug/kg	12	6.7 J	43	2.8 J	< 3.8 U	80	4.8	< 4.0 U	4.9 J	11	45	< 4.3 U	< 3.9 U	< 3.6 U	12	< 4.1 U
HEXACHLOROBENZENE	118-74-1	ug/kg	< 230 U	< 440 U	< 260 U	< 180 U	< 200 U	< 240 U	< 210 U	< 210 U	< 270 U	< 260 U	< 210 U	< 220 U	< 200 U	< 190 U	< 220 U	< 210 U
Hexachlorobutadiene	87-68-3	ug/kg	< 230 U	< 440 U	< 260 U	< 180 U	< 200 U	< 240 U	< 210 U	< 210 U	< 270 U	< 260 U	< 210 U	< 220 U	< 200 U	< 190 U	< 220 U	< 210 U
HEXACHLOROCYCLOPENTADIENE	77-47-4	ug/kg	< 440 U	< 850 U	< 510 U	< 350 U	< 380 U	< 460 U	< 400 U	< 400 U	< 520 U	< 500 U	< 410 U	< 430 U	< 390 U	< 360 U	< 430 U	< 410 U
HEXACHLOROETHANE	67-72-1	ug/kg	< 230 U	< 440 U	< 260 U	< 180 U	< 200 U	< 240 U	< 210 U	< 210 U	< 270 U	< 260 U	< 210 U	< 220 U	< 200 U	< 190 U	< 220 U	< 210 U
INDENO(1,2,3-C,D)PYRENE	193-39-5	ug/kg	19	51	77	21	2.7 J	170	26	2.2 J	30	50	230	12	6.1	3.3 J	52	1.1 J
ISOPHORONE	78-59-1	ug/kg	< 230 U	< 440 U	< 260 U	< 180 U	< 200 U	< 240 U	< 210 U	< 210 U	< 270 U	< 260 U	< 210 U	< 220 U	< 200 U	< 190 U	< 220 U	< 210 U
Naphthalene	91-20-3	ug/kg	6.4 EB	2.7 JEB	17 EB	1.8 J-	< 3.8 U	16	2.8 J	< 4.0 U	2.8 J	3.5 J	15	< 4.3 U	< 3.9 U	< 3.6 U	8.2	< 4.1 U
NITROBENZENE	98-95-3	ug/kg	< 230 U	< 440 U	< 260 U	< 180 U	< 200 U	< 240 U	< 210 U	< 210 U	< 270 U	< 260 U	< 210 U	< 220 U	< 200 U	< 190 U	< 220 U	< 210 U
N-NITROSODI-N-PROPYLAMINE	621-64-7	ug/kg	< 230 U	< 440 U	< 260 U	< 180 U	< 200 U	< 240 U	< 210 U	< 210 U	< 270 U	< 260 U	< 210 U	< 220 U	< 200 U	< 190 U	R	R
N-NITROSODIPHENYLAMINE	86-30-6	ug/kg	< 230 U	< 440 U	< 260 U	< 180 U	< 200 U	< 240 U	< 210 U	< 210 U	< 270 U	< 260 U	< 210 U	< 220 U	< 200 U	< 190 U	< 220 U	< 210 U
PENTACHLOROPHENOL	87-86-5	ug/kg	< 8.9 U	< 17 U	< 10 U	< 7.2 U	< 7.8 U	< 9.3 U	< 8.2 U	< 8.1 U	< 11 U	< 10 U	< 8.3 U	< 8.7 U	< 7.9 U	< 7.4 U	< 8.8 U	< 8.4 U
PHENANTHRENE	85-01-8	ug/kg	120	94	460	39	4.4	1100	54	5.6	67 J	150 J	690	10	6.0	2.9 J	160	1.5 J
PHENOL	108-95-2	ug/kg	< 440 U	< 850 U	< 510 U	< 350 U	< 380 U	< 460 U	< 400 U	< 400 U	< 520 U	< 500 U	< 410 U	< 430 U	< 390 U	< 360 U	R	R
PYRENE	129-00-0	ug/kg	110	190	450	65	8.1	880	86	6.7	110 J	190 J	1000	42	18	7.8	200	2.6 J

Table 12
Phase 2 Reach Floodplain Soil Analytical Results
Phase 2 Data Evaluation Summary Memorandum
Lower Neponset River
Boston and Milton, Massachusetts

Analyte	CAS Number	Units	24D-0029 24D-0029-AS 6/21/2024 N 0 - 1 ft	24D-0029 24D-0029-BS 6/21/2024 N 1 - 1.5 ft	24D-0030 24D-0030-AS 6/21/2024 N 0 - 1 ft	24D-0030 24D-0030-BS 6/21/2024 N 1 - 1.3 ft	24D-0031 24D-0031-AS 6/21/2024 N 0 - 1 ft	24D-0031 24D-0031-BS 6/21/2024 N 1 - 1.8 ft	24D-0032 24D-0032-AS 6/24/2024 N 0 - 0.6 ft	24D-0033 24D-0033-AS 7/10/2024 N 0 - 1 ft	24D-0033 24D-0033-BS 7/10/2024 N 1 - 1.9 ft	24D-0034 24D-0034-AS 7/15/2024 N 0 - 0.9 ft	24D-0035 24D-0035-AS 7/15/2024 N 0 - 0.9 ft	24D-0036 24D-0036-AD 7/15/2024 FD 0 - 1 ft	24D-0036 24D-0036-AS 7/15/2024 N 0 - 1 ft	24D-0036 24D-0036-BS 7/15/2024 N 1 - 2 ft	24D-0036 24D-0036-CS 7/15/2024 N 2 - 2.5 ft	24D-0037 24D-0037-AS 7/15/2024 N 0 - 1 ft
PCDD/F																		
1,2,3,4,6,7,8-HpCDD	35822-46-9	pg/g	303 EB	13.2 EB	192 EB	33.9 EB	260 EB	63.1 EB	1130	91.1	4.39	201 EB	683 EB	152 EB	134 EB	408 EB	77.2 EB	81.1 EB
1,2,3,4,6,7,8-HpCDF	67562-39-4	pg/g	120 EB	5.42 EB	102 EB	20.1 EB	81.9 EB	18 EB	592	51	2.65	91.4 EB	328 JEB	75.2 JEB	62.6 JEB	115 JEB	23.7 JEB	39.6 JEB
1,2,3,4,7,8,9-HpCDF	55673-89-7	pg/g	4.47	< 0.238 U	3.72	0.81 J	3.42	0.671 JN	19.6	1.87 J	< 0.228 U	4.76	17.7 J	3.71 J	2.77 J	7.02 J	1.6 J	2.9 J
1,2,3,4,7,8-HxCDD	39227-28-6	pg/g	2.12 J+	0.605 J+	2.06 J+	0.722 J+	3.03 B	0.666 JN	10.1	1.43 J	0.469 JN	2.82	9.53	1.8 J	1.55 J	3.37	1.05 J	1.15 J
1,2,3,4,7,8-HxCDF	70648-26-9	pg/g	7.2	0.479 J	6.1	1.31 J	3.84	0.748 J	37.1	3.61	< 0.288 U	6.26	22.4 J	7.01 J	4.45 J	7.75 J	1.71 JN	5.14 J
1,2,3,6,7,8-HxCDD	57653-85-7	pg/g	12.8	0.849 J+	10.7	2.09 J	16	3.77	60.3	4.49	0.636 J	7.55 JN	35.9	7.89	6.89	18.1	3.89	4.3
1,2,3,6,7,8-HxCDF	57117-44-9	pg/g	3.7	0.264 JN	3.46	0.729 JN	2.2 J	0.432 JN	18.9	1.88 JN	< 0.271 U	3.8	21.6	4.84	3.28	5.71	1.58 J	2.33 J
1,2,3,7,8,9-HxCDD	19408-74-3	pg/g	5.74	0.49 J+	5.51	1.18 BJ	8.5	2.01 BJ	28.3 J	2.67	< 0.284 U	5.22	20	4.17	3.8	7.13	1.97 J	2.08 J
1,2,3,7,8,9-HxCDF	72918-21-9	pg/g	< 0.421 U	< 0.272 U	< 0.354 U	< 0.256 U	< 0.366 U	< 0.273 U	< 1 U	< 0.407 U	< 0.325 U	< 0.542 U	< 1.07 U	< 0.479 U	< 0.475 U	< 0.565 U	< 0.403 U	< 0.341 U
1,2,3,7,8-PeCDD	40321-76-4	pg/g	1.33 J	< 0.329 UJ	1.12 J	< 0.351 UJ	1.24 JN	0.481 J	4.97 J	0.664 J	< 0.349 U	1.28 JN	6.64 JN	1.14 JN	0.884 JN	2 JN	< 0.542 UJ	< 0.419 UJ
1,2,3,7,8-PeCDF	57117-41-6	pg/g	1.57 J	< 0.216 U	1.28 J	< 0.22 U	0.65 J	< 0.246 U	5.76	0.597 JN	< 0.203 U	0.744 JN	4.51	1.19 JN	0.948 J	2.3 J	0.512 J	1.14 J
2,3,4,6,7,8-HxCDF	60851-34-5	pg/g	4.56	0.437 J	3.72	0.738 JN	3.17	0.724 J	19.3	2.38	< 0.308 U	4.12	19.5 J	5.4 J	3.58 J	8.67 J	1.82 JN	2.95 J
2,3,4,7,8-PeCDF	57117-31-4	pg/g	6.88 J	0.579 J	4.93 J	1.07 J	3.02 J	0.694 J+	23.7 J	2.28 J	< 0.2 U	4.06 J	24.3 J	9.37 J	4.55 J	17.2 J	4.45 J	9.26 J
2,3,7,8-TCDD	1746-01-6	pg/g	< 0.929 UJ	< 0.982 UJ	< 0.942 UJ	< 0.980 UJ	< 0.933 UJ	< 0.923 UJ	2.06 J	< 0.947 UJ	< 0.958 UJ	< 0.958 UJ	< 0.984 UJ	< 0.943 UJ	< 0.978 UJ	1.27 JN	< 0.906 UJ	< 0.945 UJ
2,3,7,8-TCDF	51207-31-9	pg/g	3.04	< 0.204 U	2.28	0.46 J	1.06 JN	< 0.215 U	11.1 J	0.888	< 0.285 U	1.04 JN	6.51 J	2.5 J	1.63 J	5.27 J	1.29 JN	2.22 J
OCDD	3268-87-9	pg/g	3110 EB	96.6 EB	1230 EB	228 EB	1760 EB	460 EB	7730	613	27.5	1510	5460	1030	877	3850	683	561
OCDF	39001-02-0	pg/g	248	6.21	109	22	134	31	623	66.3	2.88 J	130	477 J	98 J	79.8 J	171 J	33.6 J	57.8 J
Total HpCDD	RA_Total_HpCDD	pg/g	607	23.9	350	64.2	476	118.4	2043	164.6	7.75	376	1269	276	241	746	141.3	142.2
Total HpCDF	RA_Total_HpCDF	pg/g	298.72	12.11	208.51	39.21	206.47	45.971	1187.2	99.47	5.05	185.04	736.18	159.41	131.95	321.39	60	90.6
Total HxCDD	RA_Total_HxCDD	pg/g	73.811	4.97	65.113	11.302	92.42	22.325	371.22	29.912	1.597	53.29	215.78	51.68	42.87	103.22	25.54	25.35
Total HxCDF	RA_Total_HxCDF	pg/g	99.619	6.088	83.068	15.809	70.824	15.354	447.34	43.574	1.548 U	74.778	365.7	89.26	67.766	157.471	34.443	45.071
Total PeCDD	RA_Total_PeCDD	pg/g	9.822	< 0.329 U	9.656	< 0.351 U	8.278	1.784	44.94	2.555	< 0.349 U	6.474	31.94	7.915	5.64	14.18	1.61 U	< 0.419 U
Total PeCDF	RA_Total_PeCDF	pg/g	57.685	2.392	42.18	5.762	26.296	4.244	211.644	20.164	< 0.222 U	34.774	203.4	58.022	37.43	128.93	28.797	44
Total TCDD	RA_Total_TCDD	pg/g	3.483 U	< 0.982 U	2.317 U	< 0.980 U	< 0.933 U	< 0.923 U	9.87	< 0.947 U	< 0.958 U	< 0.958 U	6.02 U	2.391 U	1.04 U	4.42	< 0.906 U	< 0.945 U
Total TCDF	RA_Total_TCDF	pg/g	54.389	< 0.204 U	37.693	4.964	14.683	0.812 U	152.32	12.609	< 0.285 U	20.527	215.04	46.755	30.291	129.48	41.473	51.154
Total PCDD/F TEQ (Bird)	RA-TEQ-B-DF	pg/g	15.6445	0.862421	11.9301	2.2507	8.7701	1.93631	61.9553	5.74983	0.063738	9.9375	51.8202	16.4938	9.69958	31.2758	6.99246	13.51248
Total PCDD/F TEQ (Fish)	RA-TEQ-F-DF	pg/g	9.6754	0.801071	7.6662	1.4974	6.8191	1.70811	41.2703	4.13958	0.274788	7.6815	35.7487	9.809	6.18418	18.4291	3.81156	7.04678
Total PCDD/F TEQ (Mammal)	RA-TEQ-M-DF	pg/g	12.6392	0.703143	9.3993	1.667	9.9669	2.48921	52.7447	4.7442	0.190014	9.06492	39.6774	9.9952	7.07618	20.6055	3.92134	6.25084
PCB Congeners																		
PCB-001	2051-60-7	ng/g	1.84	< 0.0338 U	3.42	0.412	0.474	< 0.0317 U	17.3 J	1	< 0.033 U	1.09 J	5.26 J	6.43 J	5.02 J	0.83 J	< 0.0312 UJ	1.3 J
PCB-002	2051-61-8	ng/g	< 0.0448 U	< 0.0474 U	< 0.0454 U	< 0.0472 U	< 0.0449 U	< 0.0444 U	< 0.047 U	< 0.0457 UJ	< 0.0462 UJ	< 0.0462 U	< 0.0475 U	< 0.0455 U	< 0.0472 U	< 0.0468 U	< 0.0437 U	< 0.0456 U
PCB-003	2051-62-9	ng/g	1.33	< 0.0488 U	1.92	< 0.0486 U	< 0.0462 U	< 0.0457 U	13.5	0.836 J	< 0.0475 UJ	0.835	2.53 J	2.83 J	0.96 J	0.7 J	< 0.0449 UJ	0.802 J
PCB-004/010	PCB-4/10	ng/g	9.11	< 0.0851 U	7.46	0.885	2.2	< 0.0798 U	43.3 J	2.14	0.821	2.65 J	13.8 J	11 J	13.4 J	4.68 J	0.981 J	2.68 J
PCB-005/008	PCB-5/8	ng/g	11.5	< 0.0782 U	8.24	1.01	1.72	0.519	62.2 J	2.81	1.05	3.37 J	16 J	23 J	6.23 J	10.9 J	1.65 J	6.05 J
PCB-006	25569-80-6	ng/g	2.18	< 0.0458 U	1.31	< 0.0457 U	0.256	< 0.043 U	10.1 J	1.37	1.12	0.627 J	2.84 J	3.78 J	1.35 J	3.57 J	0.652 J	1.37 J
PCB-007/009	PCB-7/9	ng/g	0.507	< 0.0861 U	< 0.0825 U	< 0.0858 U	< 0.0817 U	< 0.0808 U	1.83	< 0.083 U	< 0.084 U	< 0.084 UJ	0.549 J	1.1 J	0.407 J	0.707 J	< 0.0794 UJ	0.362 J
PCB-011	2050-67-1	ng/g	0.4	< 0.0448 U	0.337	< 0.0447 U	< 0.0425 U	< 0.042 U	1.98	< 0.0432 U	< 0.0437 U	0.334 J	0.662 J	0.72 J	0.439 J	0.872 J	< 0.0413 UJ	0.289 J
PCB-012/013	PCB-12/13	ng/g	1.35	< 0.111 U	1.06	< 0.111 U	< 0.106 U	< 0.104 U	6.81 J	0.482	< 0.108 U	0.609 J	2 J	2.5 J	1.1 J	3.1 J	0.517 J	0.944 J
PCB-014	34883-41-5	ng/g	< 0.0415 U	< 0.0438 U	< 0.042 U	< 0.0437 U	< 0.0416 U	< 0.0411 U	< 0.0435 U	< 0.0423 U	< 0.0427 U	< 0.0428 U	< 0.0439 U	< 0.0421 U	< 0.0436 U	< 0.0433 U	< 0.0404 U	< 0.0422 U
PCB-015	2050-68-2	ng/g	11.5	< 0.0403 U	13.5	1.55	0.953	< 0.0378 U	63 J	3.61	0.835	6.66	24.9 J	34.7 J	11.4 J	44 J	8.19 J	11.2 J
PCB-016/032	PCB-16/32	ng/g	7.47	< 0.116 U	5.02	0.856	1.36	0.724	33.5	2.79	1.36	2.55 J	20.9	19.7	12.7	155 J	22	5.55
PCB-017	37680-66-3	ng/g	10.5	3.83	4.06	0.705	1.04	0.57	31.3	2.3	0.99	1.82 J	11.5	6.68	4.54	56.1 J	8.21	3.71
PCB-018	37680-65-2	ng/g	3.33 EB	< 0.0621 U	2.71 EB	0.462 EB	0.954 EB	0.565 EB	14.4	2.21	1.51	1.75 J	15.9	6.39 J	2.74 J	84.9 J	14.4	4.29
PCB-019	38444-73-4	ng/g	2.67	< 0.0425 U	2.19	0.369	0.557	< 0.0398 U	13	0.91	0.304	1.04 J	4.99 J	5.42 J	5.01 J	14.6 J	2.11 J	1.27 J
PCB-020/021/033	PCB-20/21/33	ng/g	2.31	< 0.14 U	1.41	0.336	0.504	< 0.131 U	9.02	0.508	< 0.136 U	0.733 J	6 J	6.55 J	1.03 J	36.3 J	6.96 J	1.87 J
PCB-022	38444-85-8	ng/g	2.08	< 0.0464 U	2.33	0.375	0.443	< 0.0435 U	9.21	0.87	0.322	0.823 J	7.62 J	7.56 J	1.53 J	37.8 J	7.73 J	2.59 J
PCB-023/034	PCB-23/34	ng/g	< 0.0774 U	< 0.0818 U	< 0.0783 U	< 0.0815 U	< 0.0776 U	< 0.0767 U	< 0.0811 U	< 0.0789 U	< 0.0797 U	< 0.0798 U	< 0.0819 U	0.31	< 0.0814 U	1.87	< 0.0754 U	< 0.0787 U
PCB-024/027	PCB-24/27	ng/g	1.68	< 0.0942 U	1.4	0.251	0.369	< 0.0883 U	8.63	0.672	0.227	0.678 J	4.86 J	4.06 J	3.64 J	16.8 J	2.7 J	1.11 J
PCB-025	55712-37-3	ng/g	2.45	< 0.0464 U	2.14	0.335	0.379	0.224	12	0.922	0.423	0.908 J	4.86	4.03	2.57	32.2	5.65	2.03
PCB-026	38444-81-4	ng/g	3.53	< 0.0379 U	3.06	0.502	0.627	0.323	17.7	1.97	1.01	1.52 J	9.56	7.04 J	3.87 J	83.9 J	13.5	3.27
PCB-028	7012-37-5	ng/g	11.2 EB	0.966 EB	13.1 EB	1.79 EB	2.72 EB	1.2 EB	59.3 J	3.46	1.32	6.61	52.9 J	41.7 J	12 J	437 J	73.5 J	22.8
PCB-029	15862-07-4	ng/g	< 0.0543 U	< 0.0574 U	< 0.055 U	< 0.0572 U	< 0.0545 U	< 0.0538 U	< 0.0569 U	< 0.0553 UJ	< 0.056 UJ	< 0.056 U	< 0.0575 U	< 0.0551 U	< 0.0571 U	< 0.0567 U	< 0.0529 U	< 0.0552 U
PCB-030	35693-92-6	ng/g	< 0.0541 U	< 0.0572 U	< 0.0548 U	< 0.057 U	< 0.0543 U	< 0.0537 U	< 0.0567 U	< 0.0552 UJ	< 0.0558 UJ	< 0.0558 U	< 0.0573 U	< 0.0549 U	< 0.0569 U	< 0.0566 U	< 0.0527 U	< 0.055 U
PCB-031	16606-02-3	ng/g	8.94 EB	0.567 EB	8.77 EB	1.35 EB	2.03 EB	0.708 EB	45.4 J	3.6	1.71	4.11	33.6	24.8 J	8.52 J	273 J	44.6 J	13.9
PCB-035	37680-69-6	ng/g	< 0.0508 U	< 0.0537 U	< 0.0514 U	< 0.0535 U	< 0.0509 U	< 0.0503 U	< 0.0532 U	< 0.0517 U	< 0.0523 U	< 0.0523 UJ	0.928 J	0.463 J	< 0.0534 UJ	2.12 J	0.604 J	0.521 J
PCB-036	38444-87-0	ng/g	< 0.0402 U	< 0.0425 U	< 0.0407 U	< 0.0423 U	< 0.0403 U	< 0.0398 U	< 0.0421 U	< 0.0409 U	< 0.0414 U	< 0.0414 U	< 0.0425 U	< 0.0408 U	< 0.0423 U	< 0.042 U	< 0.0391 U	< 0.0408 U
PCB-037	38444-90-5	ng/g	5.36	< 0.0499 U	10.2	1.15	1.73	< 0.0468 U	22	1.57	< 0.0487 U	3.59	26.3 J	19.6 J	3.64 J	78.1 J	16.2 J	14.6 J
PCB-038	53555-66-1	ng/g	< 0.0603 U	< 0.0637 U	< 0.061 U	< 0.0635 U	< 0.0604 U	< 0.0597 U	< 0.0632 U	< 0.0614 U	< 0.0621 U	< 0.0621 U	< 0.0638 U	< 0.0612 U	< 0.0634 U	< 0.063 U	< 0.0587 U	< 0.0613 U
PCB-039	38444-88-1	ng/g	< 0.0389 U	< 0.0411 U	< 0.0394 U	< 0.041 U	< 0.039 U	< 0.0385 U	< 0.0407 U	< 0.0396 U	< 0.0401 U	< 0.0401 UJ	< 0.0412 U	< 0.0394 U	< 0.0409 U	1.02	< 0.0379 U	< 0.0395 U
PCB-040	38444-93-8	ng/g	1.47	< 0.0493 U	1.22	< 0.0492 U	0.318	< 0.0463 U	4.58	0.42	< 0.0481 U	0.7 J	16.1 J	1.39 J	0.691 J	57.4 J	10.3 J	2.56 J
PCB-041/064	PCB-41/64	ng/g	11.8	0.491	9.25	1.2	1.39	0.475	45.5 J	1.59	0.664	3.86	83.2 J	13.1 J	7.28 J	241 J	44 J	16.5 J
PCB-042	36559-22-5	ng/g	5.22	0.308	5.32	0.718	0.835	< 0.0972 U	18.6	1.11	0.381	2.57	54.1 J	5.25 J	2.77 J	151 J	26.7 J	5.3 J
PCB-043/049	PCB-43/49	ng/g	20.9 EB	1.01 EB	20.7 EB	3.12 EB	2.77 EB	0.868 EB	134 J	5.89	1.41	12.6	174 J	27.3 J	18.4 J	492 J	83.6 J	22.8 J
PCB-044	41464-39-5	ng/g	9.56 JEB	0.711 JEB	10.8 JEB	1.38 JEB	1.79 JEB	0.669 JEB	46.1 J	2.63	0.752	5.4	135 J	11.7 J	5.66 J	427 J	74.7 J	12.7 J
PCB-045	70362-45-7	ng/g	1.25	< 0.0423 U	0.846	< 0.0421 U	0.273	< 0.0396 U	5.42	0.371	< 0.0412 U	0.641	19.9 J	1.69 J	0.86 J	68.4 J	11.3 J	1.84 J
PCB-046	41464-47-5	ng/g	0.44	< 0.0472 U	0.268	< 0.047 U	< 0.0448 U	< 0.0443 U	1.59	< 0.0455 U	< 0.046 U	0.233 J	5.3 J	0.548 J	0.308 J	22.2 J	3.59 J	0.717 J
PCB-047/048/075	PCB-47/48/75	ng/g	29.9	1.11	25.4	3.7	4.04	1.06	109 J	5.32	0.786	10.5	130 J	25.7 J	17.5 J	282 J	49.5 J	15.7 J
PCB-050	62796-65-0	ng/g	< 0.0532 U	< 0.0562 U	< 0.0539 U	< 0.0561 U	< 0.0533 U	< 0.0527 U	0.4	< 0.0542 U	< 0.0548 U	< 0.0548 U	0.558	0.166 J	< 0.056 U	1.29	0.283	< 0.0541 U
PCB-051	68194-04-7	ng/g	1.43	< 0.0474 U	0.711	< 0.0472 U	0.198	< 0.0444 U	5.29	0.298	< 0.0462 U	0.489 J	7.57	2.16	1.48	26	4.14	1.01
PCB-052/073	PCB-52/73	ng/g	25.5 EB	1.32 EB	21.5 EB	3.04 EB	3.31 EB	1.12 EB	138 J	6.17	1.63	12.6	221 J	25.9 J	16.5 J	549 J	94 J	23.9 J
PCB-053	41464-41-9	ng/g	2.81	< 0.0425 U	1.9	0.383	0.435	< 0.0398 U	12.5	0.999	0.402	1.37 J	29 J	3.94 J	3.06 J	88.9 J	13.9 J	2.73 J
PCB-054	15968-05-5	ng/g	< 0.0446 U	< 0.0472 U	< 0.0452 U	< 0.047 U	< 0.0448 U	< 0.0443 U	0.543	< 0.0455 U	< 0.046 U	< 0.046 U	0.533	0.215	0.156 J	1.6	0.255	< 0.0454 U
PCB-055	74338-24-2	ng/g	< 0.074 U	< 0.0782 U	< 0.0749 U	< 0.078 U	< 0.0742 U	< 0.0734 U	0.456 J	< 0.0754 U	< 0.0763 U	< 0.0763 U	1.31 J	0.352 J	< 0.0779 UJ	2.04 J	< 0.0721 UJ	0.761 J

Table 12
Phase 2 Reach Floodplain Soil Analytical Results
Phase 2 Data Evaluation Summary Memorandum
Lower Neponset River
Boston and Milton, Massachusetts

Analyte	CAS Number	Units	24D-0029 24D-0029-AS 6/21/2024 N 0 - 1 ft	24D-0029 24D-0029-BS 6/21/2024 N 1 - 1.5 ft	24D-0030 24D-0030-AS 6/21/2024 N 0 - 1 ft	24D-0030 24D-0030-BS 6/21/2024 N 1 - 1.3 ft	24D-0031 24D-0031-AS 6/21/2024 N 0 - 1 ft	24D-0031 24D-0031-BS 6/21/2024 N 1 - 1.8 ft	24D-0032 24D-0032-AS 6/24/2024 N 0 - 0.6 ft	24D-0033 24D-0033-AS 7/10/2024 N 0 - 1 ft	24D-0033 24D-0033-BS 7/10/2024 N 1 - 1.9 ft	24D-0034 24D-0034-AS 7/15/2024 N 0 - 0.9 ft	24D-0035 24D-0035-AS 7/15/2024 N 0 - 0.9 ft	24D-0036 24D-0036-AD 7/15/2024 FD 0 - 1 ft	24D-0036 24D-0036-AS 7/15/2024 N 0 - 1 ft	24D-0036 24D-0036-BS 7/15/2024 N 1 - 2 ft	24D-0036 24D-0036-CS 7/15/2024 N 2 - 2.5 ft	24D-0037 24D-0037-AS 7/15/2024 N 0 - 1 ft
PCB-056/060	PCB-56/60	ng/g	6.49 JEB	0.275 JEB	19.2 JEB	1.94 JEB	2.9 JEB	0.672 JEB	41.3 J	1.76	0.574	9.42	93.6 J	19 J	7.15 J	210 J	41.4 J	42.7 J
PCB-057	70424-67-8	ng/g	< 0.0394 U	< 0.0417 U	< 0.0399 U	< 0.0415 U	< 0.0395 U	< 0.0391 U	0.953	< 0.0402 U	< 0.0406 U	< 0.0406 UJ	0.719 J	0.306 J	0.252 J	2.96 J	0.523 J	0.361 J
PCB-058	41464-49-7	ng/g	< 0.0499 U	< 0.0527 U	< 0.0505 U	< 0.0525 U	< 0.05 U	< 0.0494 U	0.497	< 0.0508 U	< 0.0514 U	0.14 J	0.595 J	< 0.0506 UJ	< 0.0524 UJ	1.42 J	0.376 J	0.206 J
PCB-059	74472-33-6	ng/g	0.889	< 0.0716 U	0.896	0.171 J	0.17 J	< 0.0671 U	3.17	< 0.069 U	< 0.0698 U	0.418	9.57 J	1.34 J	0.548 J	27.1 J	5.14 J	1.21 J
PCB-061/074	PCB-61/74	ng/g	5.8 JEB	0.354 JEB	12.5 JEB	1.26 JEB	1.61 JEB	0.4 JEB	44.1 J	1.56	0.411	5.01	49 J	15 J	6 J	153 J	28.1 J	24.9 J
PCB-062	54230-22-7	ng/g	< 0.045 U	< 0.0476 U	< 0.0456 U	< 0.0474 U	< 0.0451 U	< 0.0446 U	< 0.0472 U	< 0.0459 U	< 0.0464 U	< 0.0464 U	< 0.0477 U	< 0.0457 U	< 0.0474 U	< 0.047 U	< 0.0439 U	< 0.0458 U
PCB-063	74472-34-7	ng/g	1.11	< 0.0383 U	1.69	0.293	0.26	< 0.036 U	7.16	0.381	< 0.0374 U	0.528	5.68 J	1.9 J	1.07 J	17.7 J	3.6 J	3.18 J
PCB-065	33284-54-7	ng/g	< 0.0629 U	< 0.0664 U	< 0.0636 U	< 0.0662 U	< 0.063 U	< 0.0623 U	< 0.0659 U	< 0.0641 U	< 0.0648 U	< 0.0648 U	< 0.0666 U	< 0.0638 U	< 0.0661 U	< 0.0657 U	< 0.0613 U	< 0.0639 U
PCB-066/080	PCB-66/80	ng/g	17.2 EB	0.791 EB	38.7 JEB	4.09 EB	6.07 EB	1.35 EB	107 J	3.92	1.01	20	187 J	34.4 J	17.2 J	435 J	85.1 J	73.1 J
PCB-067	73575-53-8	ng/g	< 0.0571 U	< 0.0603 U	0.818	< 0.0602 U	< 0.0572 U	< 0.0566 U	1.65	< 0.0582 U	< 0.0589 U	0.249	3.19 J	0.825 J	0.302 J	11.5 J	2.37 J	1.07 J
PCB-068	73575-52-7	ng/g	0.65	< 0.0704 U	0.501	< 0.0702 U	< 0.0668 U	< 0.066 U	2.88 J	< 0.0679 U	< 0.0686 U	0.313	1.62 J	0.786 J	0.602 J	< 0.0696 UJ	< 0.0649 UJ	0.55 J
PCB-069	60233-24-1	ng/g	< 0.0499 U	< 0.0527 U	14.8	< 0.0525 U	< 0.05 U	< 0.0494 U	< 0.0522 U	< 0.0508 U	< 0.0514 U	< 0.0514 U	< 0.0528 U	< 0.0506 U	< 0.0524 U	< 0.0521 U	< 0.0486 U	< 0.0507 U
PCB-070	32598-11-1	ng/g	20.4 JEB	1.04 JEB	31.4 JEB	3.39 JEB	6.06 JEB	1.36 JEB	110 J	4.06	1.17	20.1	202 J	34.2 J	17.3 J	479 J	91.5 J	61.8 J
PCB-071	41464-46-4	ng/g	3.99	0.286	2.57	0.448	0.519	0.218	13.4	1.02	0.342	1.48 J	36.9 J	5.5 J	3.34 J	120 J	22.7 J	4.83 J
PCB-072	41464-42-0	ng/g	0.879	< 0.0545 U	0.725	0.178 J	0.139 J	< 0.0511 U	3.89	0.256	< 0.0531 U	0.416 J	2.23 J	0.72 J	0.523 J	4.26 J	0.763 J	0.698 J
PCB-076	70362-48-0	ng/g	< 0.0737 U	< 0.0778 U	< 0.0746 U	< 0.0776 U	< 0.0738 U	< 0.073 U	< 0.0772 U	< 0.0751 U	< 0.0759 U	< 0.0759 U	< 0.078 U	< 0.0747 U	< 0.0775 U	< 0.077 U	< 0.0718 U	< 0.0749 U
PCB-077	32598-13-3	ng/g	4.28 J	< 0.0391 UJ	6.86 J	0.683 J	1.57 J	0.406 J	17.9 J+	1.39 J+	< 0.0381 U	4.65 J+	24.6 J	7.76 J	2.78 J	40.8 J	9.57 J	16.9 J
PCB-078	70362-49-1	ng/g	< 0.0766 U	< 0.081 U	< 0.0776 U	< 0.0807 U	< 0.0768 U	< 0.076 U	< 0.0803 U	< 0.0781 U	< 0.079 U	< 0.079 U	< 0.0812 U	< 0.0778 U	< 0.0806 U	< 0.0801 U	< 0.0747 U	< 0.0779 U
PCB-079	41464-48-6	ng/g	< 0.043 U	< 0.0454 U	< 0.0435 U	< 0.0453 U	< 0.0431 U	< 0.0426 U	< 0.045 U	< 0.0438 U	< 0.0443 U	< 0.0443 U	< 0.0455 U	< 0.0436 U	< 0.0452 U	< 0.0449 U	< 0.0419 U	< 0.0437 U
PCB-081	70362-50-4	ng/g	0.457 J+	< 0.0719 U	0.564 J+	< 0.0717 U	< 0.0683 U	< 0.0675 U	2.26 J	< 0.0694 U	< 0.0702 U	0.324 J+	2.26 J	0.445 J	0.23 J	3.49 J	0.772 J	1.05 J
PCB-082	52663-62-4	ng/g	2.48	< 0.0765 U	2.79	0.407	0.926	< 0.0717 U	10.9	0.657	< 0.0746 U	2.41	18.2 J	2.69 J	1.69 J	31.5 J	7.15 J	5.9 J
PCB-083/109	PCB-83/109	ng/g	1.67	< 0.175 U	1.56	< 0.175 U	0.409	< 0.164 U	6.75	0.272	< 0.171 U	0.963	7.43 J	1.21 J	0.665 J	12.7 J	2.8 J	1.73 J
PCB-084	52663-60-2	ng/g	4.45	< 0.069 U	3.33	0.405	0.927	< 0.0647 U	20.8	0.786	< 0.0673 U	2.38	29.8 J	3.23 J	2.07 J	58.2 J	12.9 J	5.13 J
PCB-085/120	PCB-85/120	ng/g	9.15	0.403	8.12	1.01	2.69	0.686	32.4	1.99	< 0.11 U	5.8	38.4 J	6.47 J	4.2 J	58.7 J	12.9 J	15.1 J
PCB-086/097	PCB-86/97	ng/g	6.37	0.373	6.84	0.911	1.76	< 0.122 U	32.3	1.44	< 0.127 U	5.32	41.4 J	5.96 J	3.58 J	68.8 J	15 J	11.6 J
PCB-087/115/116	PCB-87/115/116	ng/g	10.7	0.39 J	10.9	1.22	2.92	< 0.299 U	57 J	2	< 0.311 U	7.09	58.4 J	9.79 J	6.45 J	97.8 J	21.2 J	20.3 J
PCB-088/121	PCB-88/121	ng/g	< 0.148 U	< 0.157 U	< 0.15 U	< 0.156 U	< 0.149 U	< 0.147 U	< 0.156 U	< 0.151 U	< 0.153 U	< 0.153 U	< 0.157 UJ	< 0.151 UJ	< 0.156 UJ	1.2 J	0.23 J	0.202 J
PCB-089/090/101	PCB-89/90/101	ng/g	24	0.976	21.3	2.67	7.28	1.71	116 J	4.73	0.699	13.9	107 J	17.5 J	12 J	176 J	36.9 J	29.5 J
PCB-091	68194-05-8	ng/g	6.3 J	< 0.0686 UJ	4.44 J	0.619 J	1.08 J	< 0.0644 UJ	28.1	1.26	< 0.0669 U	3.25	25 J	4.71 J	3.68 J	45.9 J	9.91 J	6.44 J
PCB-092	52663-61-3	ng/g	5.74	0.315	4.67	0.763	1.33	0.362	27.2	1.19	< 0.028 U	2.87	19.1 J	4.19 J	2.98 J	30.3 J	6.52 J	5.68 J
PCB-093/095	PCB-93/95	ng/g	17.3	0.794	11.6	1.62	3.48	0.788	86.6 J	3.09	0.55	7.99	79.1 J	12.4 J	8.5 J	153 J	31 J	16 J
PCB-094	73575-55-0	ng/g	0.616	< 0.0468 U	< 0.0448 U	< 0.0466 U	< 0.0444 U	< 0.0439 U	1.68	< 0.0451 U	< 0.0456 U	< 0.0456 U	1.54 J	0.362 J	0.312 J	2.84 J	0.552 J	0.301 J
PCB-096	73575-54-9	ng/g	< 0.0569 U	< 0.0602 U	< 0.0576 U	< 0.06 U	< 0.0571 U	< 0.0564 U	1.02	< 0.058 U	< 0.0587 U	< 0.0587 U	1.85 J	0.298 J	< 0.0599 UJ	4.41 J	0.891 J	0.346 J
PCB-098/102	PCB-98/102	ng/g	1.61	< 0.0987 U	0.699	< 0.0984 U	< 0.0936 U	< 0.0926 U	5.81	< 0.0952 U	< 0.0962 U	0.608	7.47 J	1.13 J	0.75 J	15.4 J	3.2 J	1.3 J
PCB-099	38380-01-7	ng/g	16.7	0.699	14.8	1.97	4.72	1.21	72.4 J	3.66	0.519	9.66	67 J	12.2 J	8.18 J	108 J	23.1 J	22.1 J
PCB-100	39485-83-1	ng/g	< 0.0543 U	< 0.0574 U	0.265	< 0.0572 U	< 0.0545 U	< 0.0538 U	1.79	< 0.0553 U	< 0.056 U	< 0.056 U	0.99 J	0.383 J	0.308 J	1.36 J	0.32 J	0.331 J
PCB-103	60145-21-3	ng/g	0.352	< 0.058 U	0.384	< 0.0578 U	< 0.055 U	< 0.0544 U	1.99	< 0.0559 U	< 0.0566 U	< 0.0566 UJ	1.24	0.367	0.318	1.97	0.425	0.278
PCB-104	56558-16-8	ng/g	< 0.042 U	< 0.0444 U	< 0.0426 U	< 0.0443 U	< 0.0421 U	< 0.0417 U	< 0.0441 U	< 0.0428 U	< 0.0433 U	< 0.0433 U	< 0.0445 U	< 0.0427 U	< 0.0442 U	< 0.0439 U	< 0.041 U	< 0.0427 U
PCB-105/127	PCB-105/127	ng/g	9.03	0.417	15.7	1.73	3.89	0.757	53.1 J	2.33	< 0.0681 U	9.7	56.7 J	16.6 J	5.57 J	76.9 J	15.2 J	39.1 J
PCB-106/118	PCB-106/118	ng/g	24.1	0.909	26.6	3.06	7.52	1.61	118 J	4.65	0.496	17.3	103 J	25.7 J	12.8 J	169 J	35.5 J	53.1 J
PCB-107/108	PCB-107/108	ng/g	2.25	< 0.126 U	2.54	0.34	0.59	< 0.118 U	10.1 J	< 0.121 U	< 0.123 U	1.44	8.87 J	2.14 J	1.18 J	14.4 J	3.41 J	4.67 J
PCB-110	38380-03-9	ng/g	36.3 EB	1.5 EB	28.6 EB	3.52 EB	9.48 EB	2.16 EB	153 J	6.08	0.697	18.9	133 J	28 J	18.4 J	225 J	50.5 J	48.8 J
PCB-111/117	PCB-111/117	ng/g	< 0.268 U	< 0.283 U	< 0.271 U	< 0.282 U	< 0.269 U	< 0.266 U	< 0.281 U	< 0.273 U	< 0.276 U	< 0.276 U	< 0.284 U	< 0.272 U	< 0.282 U	< 0.28 U	< 0.261 U	< 0.272 U
PCB-112	74472-36-9	ng/g	< 0.0541 U	< 0.0572 U	< 0.0548 U	< 0.057 U	< 0.0543 U	< 0.0537 U	0.633	< 0.0552 U	< 0.0558 UJ	< 0.0558 UJ	0.561 J	< 0.0549 UJ	< 0.0569 UJ	0.854 J	0.249 J	0.239 J
PCB-113	68194-10-5	ng/g	< 0.0448 U	< 0.0474 U	< 0.0454 U	< 0.0472 U	< 0.0449 U	< 0.0444 U	< 0.047 U	< 0.0457 U	< 0.0462 U	< 0.0462 UJ	< 0.0475 U	< 0.0455 U	< 0.0472 U	< 0.0468 U	< 0.0437 U	< 0.0456 U
PCB-114	74472-37-0	ng/g	0.62	< 0.0737 U	1.04	< 0.0735 U	< 0.0699 U	< 0.0691 U	3.55 J	< 0.0711 U	< 0.0719 U	0.587	3.35 J	0.952 J	0.391 J	5.63 J	1.07 J	2.41 J
PCB-119	56558-17-9	ng/g	1.34	< 0.0568 U	1.14	< 0.0566 U	0.341	< 0.0533 U	5.72	< 0.0548 U	< 0.0554 U	0.538	3.97 J	0.994 J	0.803 J	6.46 J	1.52 J	1.65 J
PCB-122	76842-07-4	ng/g	0.601	< 0.0814 U	0.41	< 0.0811 U	< 0.0772 U	< 0.0763 U	1.54	< 0.0785 U	< 0.0794 U	0.52 J	2.27 J	0.596 J	0.269 J	3.49 J	0.512 J	1.14 J
PCB-123	65510-44-3	ng/g	1.14 J+	< 0.0631 U	0.949 J+	< 0.0629 U	0.424 J+	< 0.0592 U	4.33 J+	< 0.0608 U	< 0.0615 U	0.704 J+	3.95 J	0.914 J	0.606 J	5.39 J	0.998 J	1.7 J
PCB-124	70424-70-3	ng/g	1.2	< 0.0354 U	0.955	< 0.0353 U	0.329	< 0.0332 U	4.86	< 0.0341 U	< 0.0345 U	0.81	4.79 J	0.898 J	0.549 J	6.36 J	1.2 J	2.09 J
PCB-125	74472-39-2	ng/g	< 0.0409 U	< 0.0432 U	< 0.0414 U	< 0.0431 U	< 0.041 U	< 0.0406 U	< 0.0429 U	< 0.0417 UJ	< 0.0422 UJ	< 0.0422 UJ	0.819	< 0.0415 U	< 0.0431 U	1.36	0.36	< 0.0416 U
PCB-126	57465-28-8	ng/g	0.633 J+	< 0.0507 U	< 0.0486 U	< 0.0506 U	< 0.0481 U	< 0.0476 U	< 0.0503 U	< 0.0489 U	< 0.0495 U	< 0.0495 UJ	0.835 J	< 0.0487 UJ	< 0.0505 UJ	1.32 J	< 0.0468 UJ	0.661 J
PCB-128	38380-07-3	ng/g	4.38	< 0.07 U	3.27	0.475	1.37	0.31	21.9	1.14	< 0.0682 U	2.14	11.2 J	4.71 J	2.05 J	13.2 J	2.86 J	5.18 J
PCB-129	55215-18-4	ng/g	0.92	< 0.0967 U	0.617	< 0.0964 U	0.337	< 0.0907 U	5 J	< 0.0933 U	< 0.0943 U	0.514 J	2.83 J	1.11 J	0.521 J	3.58 J	0.694 J	1.27 J
PCB-130	52663-66-8	ng/g	1.57	< 0.0955 U	1.08	< 0.0952 U	0.495	< 0.0896 U	7.05	< 0.0921 U	< 0.0932 U	0.811	3.6 J	1.33 J	0.865 J	4.79 J	1.2 J	1.51 J
PCB-131/142	PCB-131/142	ng/g	0.286	< 0.0214 U	< 0.0205 U	< 0.0214 U	< 0.0203 U	< 0.0201 U	1.49	< 0.0207 U	< 0.0209 U	0.17 J	0.806 J	0.198 J	0.193 J	1.09 J	0.256 J	0.301 J
PCB-132/168	PCB-132/168	ng/g	7.23	0.267	4.29	0.62	1.86	0.419	33.2	1.25	< 0.138 U	3.07	18 J	5.12 J	3.26 J	22.8 J	5.3 J	6.58 J
PCB-133	35694-04-3	ng/g	0.404	< 0.102 U	0.33	< 0.102 U	< 0.0972 U	< 0.0961 U	1.86	< 0.0988 U	< 0.0999 U	0.193	0.784 J	0.266 J	0.269 J	0.972 J	0.241 J	0.384 J
PCB-134	52704-70-8	ng/g	1.09	< 0.136 U	0.696	< 0.136 U	0.382	< 0.128 U	5.26 J	< 0.131 U	< 0.133 U	0.373	2.75 J	0.693 J	0.436 J	3.42 J	0.653 J	0.922 J
PCB-135/144	PCB-135/144	ng/g	3.87	< 0.114 U	1.82	0.252	0.767	< 0.107 U	14.2	0.464	< 0.111 U	1.22	7.28	2.01	1.43	9.37	2.02	2.25
PCB-136	38411-22-2	ng/g	2.63	< 0.0796 U	1.16	0.188 J	0.44	< 0.0747 U	10	0.352	< 0.0776 U	0.798	5.53 J	1.36 J	0.983 J	7.21 J	1.67 J	1.56 J
PCB-137	35694-06-5	ng/g	1.41 J	< 0.13 UJ	1.04 J	< 0.129 UJ	0.512 J	< 0.122 UJ	7.78 J	< 0.125 U	< 0.127 U	0.725	3.76 J	1.32 J	0.783 J	4.65 J	0.949 J	1.56 J
PCB-138/163/164	PCB-138/163/164	ng/g	26.7	0.841	16.7	2.19	7.67	1.51	117 J	4.8	0.355	10.6	57.6 J	21.5 J	12 J	67.9 J	14.5 J	24.3 J
PCB-139/149	PCB-139/149	ng/g	18.3	0.546	8.6	1.11	3.73	0.882	66.7 J	2.54	0.227	5.83	33.7 J	9.39 J	6.61 J	41.7 J	9.39 J	12 J
PCB-140	59291-64-4	ng/g	< 0.0595 U	< 0.0629 U	< 0.0603 U	< 0.0627 U	< 0.0597 U	< 0.059 U	0.848	< 0.0607 U	< 0.0613 U	< 0.0614 U	0.357	< 0.0604 U	< 0.0626 U	0.402	< 0.058 U	0.137 J
PCB-141	52712-04-6	ng/g	5.07	< 0.118 U	2.13	0.291	1.21	0.253	17	0.642	< 0.115 U	1.75	9.28 J	2.92 J	1.8 J	11.5 J	2.34 J	3.67 J
PCB-143	68194-15-0	ng/g	< 0.0599 U	< 0.0633 U	< 0.0606 U	< 0.0631 U	< 0.06 U	< 0.0594 U	0.547	< 0.061 U	< 0.0617 U	< 0.0617 U	0.265	< 0.0608 U	< 0.063 U	0.355	< 0.0584 U	< 0.0609 U
PCB-145	74472-40-5	ng/g	< 0.0748 U	< 0.079 U	< 0.0757 U	< 0.0788 U	< 0.075 U	< 0.0741 U	< 0.0784 U	< 0.0762 U	< 0.0771 U	< 0.0771 U	< 0.0792 U	< 0.0759 U	< 0.0787 U	< 0.0781 U	< 0.0729 U	< 0.076 U
PCB-146	51908-16-8	ng/g	2.94	< 0.0564 U	1.62	0.244	0.721	0.185	11.6	0.644	< 0.055 U	1.02	5.65 J	1.86 J	1.26 J	6.96 J	1.63 J	2.35 J
PCB-147	68194-13-8	ng/g	0.673	< 0.0765 U	0.553	< 0.0762 U	0.197	< 0.0717 U	3.79	< 0.0737 U	< 0.0746 U	0.303	1.45 J	0.502 J	0.422 J	1.49 J	0.352 J	0.651 J
PCB-148	74472-41-6	ng/g	< 0.0645 U	< 0.0682 U	< 0.0653 U	< 0.068 U	< 0.0647 U	< 0.064 U	< 0.0676 U	< 0.0658 U	< 0.0665 U	< 0.0665 U	< 0.0683 U	< 0.0655 U	< 0.0679 U	< 0.0674 U	< 0.0629 U	< 0.0656 U
PCB-150	68194-08-1	ng/g	< 0.074 U	< 0.0782 U	< 0.0749 U	< 0.078 U	< 0.0742 U	< 0.0734 U	0.219	< 0.0754 U	< 0.0763 U	< 0.0763 U	0.0815 J	< 0.0751 U	< 0.0779 U	< 0.0773 U	< 0.0721 U	< 0.0753 U
PCB-151	52663-63-5	ng/g	5.48	< 0.0605 U	1.94	0.271	0.933	< 0.0568 U	15.3	0.449	< 0.059 U	1.35	7.97 J	2.21 J	1.66 J	10.1 J	2.3 J	2.95 J
PCB-152	68194-09-2	ng/g	< 0.0818 U	< 0.0865 U	< 0.0828 U	< 0.0862 U	< 0.082 U	< 0.0811 U	0.243	< 0.0834 U	< 0.0843 U	< 0.0844 U	0.128 J	< 0.083 U	< 0.0861 U	0.191 J	< 0.0797 U	< 0.0832 U

Table 12
Phase 2 Reach Floodplain Soil Analytical Results
Phase 2 Data Evaluation Summary Memorandum
Lower Neponset River
Boston and Milton, Massachusetts

Analyte	CAS Number	Units	24D-0029 24D-0029-AS 6/21/2024 N 0 - 1 ft	24D-0029 24D-0029-BS 6/21/2024 N 1 - 1.5 ft	24D-0030 24D-0030-AS 6/21/2024 N 0 - 1 ft	24D-0030 24D-0030-BS 6/21/2024 N 1 - 1.3 ft	24D-0031 24D-0031-AS 6/21/2024 N 0 - 1 ft	24D-0031 24D-0031-BS 6/21/2024 N 1 - 1.8 ft	24D-0032 24D-0032-AS 6/24/2024 N 0 - 0.6 ft	24D-0033 24D-0033-AS 7/10/2024 N 0 - 1 ft	24D-0033 24D-0033-BS 7/10/2024 N 1 - 1.9 ft	24D-0034 24D-0034-AS 7/15/2024 N 0 - 0.9 ft	24D-0035 24D-0035-AS 7/15/2024 N 0 - 0.9 ft	24D-0036 24D-0036-AD 7/15/2024 FD 0 - 1 ft	24D-0036 24D-0036-AS 7/15/2024 N 0 - 1 ft	24D-0036 24D-0036-BS 7/15/2024 N 1 - 2 ft	24D-0036 24D-0036-CS 7/15/2024 N 2 - 2.5 ft	24D-0037 24D-0037-AS 7/15/2024 N 0 - 1 ft
PCB-153	35065-27-1	ng/g	20.3	0.598	9.97	1.41	5.15	1.09	72.9 J	3.05	0.275	6.78	36.7 J	11.8 J	7.69 J	42.5 J	9.42 J	14.3 J
PCB-154	60145-22-4	ng/g	0.366	< 0.0499 U	0.276	< 0.0498 U	< 0.0474 U	< 0.0468 U	1.77	< 0.0481 U	< 0.0487 U	0.187 J	0.616	0.238	0.205	0.656	0.199	0.278
PCB-155	33979-03-2	ng/g	< 0.0398 U	< 0.0421 U	< 0.0403 U	< 0.0419 U	< 0.0399 U	< 0.0395 U	< 0.0417 U	< 0.0406 U	< 0.041 U	< 0.041 U	< 0.0422 U	< 0.0404 U	< 0.0419 U	< 0.0416 U	< 0.0388 U	< 0.0405 U
PCB-156	38380-08-4	ng/g	2.16 J	< 0.0609 UJ	1.76 J	0.259 J	0.759 J	< 0.0572 UJ	11.6	0.441	< 0.0594 U	1.08	5.64 J	3.69 J	1.22 J	7.54 J	1.51 J	3.49 J
PCB-157	69782-90-7	ng/g	0.758 J+	< 0.0584 U	0.492 J+	< 0.0582 U	0.277 J+	< 0.0548 U	3.58 J	< 0.0563 U	< 0.0569 U	0.392 J+	1.68 J	0.845 J	0.371 J	1.93 J	0.399 J	0.907 J
PCB-158/160	PCB-158/160	ng/g	2.49 J	< 0.123 UJ	1.25 J	0.179 J	0.594 J	< 0.115 UJ	11.8 J	0.514	< 0.12 U	0.939	5.79 J	2.36 J	1.13 J	7.24 J	1.32 J	2.37 J
PCB-159	39635-35-3	ng/g	0.258	< 0.0694 U	< 0.0665 U	< 0.0692 U	< 0.0658 U	< 0.0651 U	0.663	< 0.0669 UJ	< 0.0677 UJ	< 0.0677 UJ	0.417	< 0.0666 U	< 0.0691 U	0.452	< 0.064 U	0.144 J
PCB-161	74472-43-8	ng/g	< 0.0619 U	< 0.0655 U	< 0.0627 U	< 0.0653 U	< 0.0621 U	< 0.0614 U	< 0.0649 U	< 0.0631 U	< 0.0638 U	< 0.0638 U	< 0.0656 U	< 0.0629 U	< 0.0652 U	< 0.0647 U	< 0.0604 U	< 0.063 U
PCB-162	39635-34-2	ng/g	< 0.0634 U	< 0.067 U	< 0.0642 U	< 0.0668 U	< 0.0636 U	< 0.0629 U	< 0.0665 U	< 0.0646 UJ	< 0.0654 UJ	< 0.0654 UJ	0.319	< 0.0644 U	< 0.0667 U	0.374	< 0.0618 U	0.141 J
PCB-165	74472-46-1	ng/g	< 0.0887 U	< 0.0938 U	< 0.0898 U	< 0.0935 U	< 0.0889 U	< 0.088 U	< 0.093 U	< 0.0904 UJ	< 0.0914 UJ	< 0.0915 U	< 0.094 U	< 0.09 U	< 0.0933 U	< 0.0927 U	< 0.0865 U	< 0.0902 U
PCB-166	41411-63-6	ng/g	< 0.0794 U	< 0.0839 U	< 0.0804 U	< 0.0837 U	< 0.0796 U	< 0.0787 U	0.705	< 0.0809 UJ	< 0.0819 UJ	< 0.0819 UJ	0.345	< 0.0806 U	< 0.0836 U	0.375	< 0.0774 U	0.167 J
PCB-167	52663-72-6	ng/g	1.19 J+	< 0.0574 U	0.574 J+	< 0.0572 U	0.351 J+	< 0.0538 U	4.8 J	0.191	< 0.056 U	0.472	2.41 J	1.1 J	0.451 J	2.52 J	0.484 J	1.1 J
PCB-169	32774-16-6	ng/g	< 0.048 U	< 0.0507 U	< 0.0486 U	< 0.0506 U	< 0.0481 U	< 0.0476 U	< 0.0503 U	< 0.0489 U	< 0.0495 U	< 0.0495 U	< 0.0508 U	< 0.0487 U	< 0.0505 U	< 0.0501 U	< 0.0468 U	< 0.0488 U
PCB-170/190	PCB-170/190	ng/g	6.79	< 0.295 U	2.83	0.513	1.72	< 0.277 U	20	1.2	< 0.288 U	2.13	10.7 J	5.57 J	2.36 J	12.4 J	2.93 J	5.48 J
PCB-171	52663-71-5	ng/g	2.07	< 0.0659 U	0.593	< 0.0657 U	0.377	< 0.0618 U	5.1	< 0.0635 U	< 0.0642 U	0.493	2.69 J	0.952 J	0.613 J	3.13 J	0.691 J	1 J
PCB-172/192	PCB-172/192	ng/g	1.01	< 0.145 U	0.383	< 0.145 U	0.294	< 0.136 U	2.54 J	< 0.14 U	< 0.142 U	0.336	1.16 J	0.503 J	0.307 J	1.62 J	0.402 J	0.554 J
PCB-173	68194-16-1	ng/g	< 0.0839 U	< 0.0887 U	< 0.0849 U	< 0.0884 U	< 0.0841 U	< 0.0832 U	0.533	< 0.0855 UJ	< 0.0865 UJ	< 0.0865 UJ	0.283	< 0.0851 U	< 0.0883 U	0.315	< 0.0817 U	< 0.0853 U
PCB-174	38411-25-5	ng/g	8.08	< 0.104 U	2.13	0.325	1.42	0.286	16.3	0.791	< 0.101 U	1.84	9.19 J	3.21 J	1.9 J	10.8 J	2.51 J	3.83 J
PCB-175	40186-70-7	ng/g	0.258	< 0.0633 U	< 0.0606 U	< 0.0631 U	< 0.06 U	< 0.0594 U	0.609	< 0.061 U	< 0.0617 U	< 0.0617 U	0.32	< 0.0608 U	< 0.063 U	0.369	0.0912 J	< 0.0609 U
PCB-176	52663-65-7	ng/g	0.974	< 0.0682 U	0.185 J	< 0.068 U	< 0.0647 U	< 0.064 U	1.77	< 0.0658 U	< 0.0665 U	0.206	1.01 J	0.282 J	0.223 J	1.23 J	0.253 J	0.336 J
PCB-177	52663-70-4	ng/g	4.22	< 0.0885 U	1.45	0.215	0.804	< 0.083 U	9.75	0.606	< 0.0863 U	0.994	5.33 J	1.85 J	1.03 J	5.98 J	1.5 J	2.4 J
PCB-178	52663-67-9	ng/g	1.74 J	< 0.0833 UJ	0.571 J	< 0.0831 UJ	0.324 J	< 0.0782 UJ	3.5 J	< 0.0804 U	< 0.0813 U	0.347	1.81 J	0.516 J	0.386 J	2 J	0.488 J	0.758 J
PCB-179	52663-64-6	ng/g	3.35	< 0.0613 U	0.819	0.124 J	0.434	< 0.0575 U	5.73	0.283	< 0.0598 U	0.56	3.07 J	0.868 J	0.719 J	3.66 J	0.991 J	1.29 J
PCB-180	35065-29-3	ng/g	15.8	0.38	4.54	0.629	3.03	0.533	34.2	1.52	< 0.0556 U	3.75	19.6 J	8.31 J	4.25 J	22.8 J	5.24 J	8.71 J
PCB-181	74472-47-2	ng/g	< 0.0882 U	< 0.0932 U	< 0.0892 U	< 0.0929 U	< 0.0884 U	< 0.0874 U	< 0.0924 U	< 0.0898 UJ	< 0.0909 UJ	< 0.0909 U	< 0.0934 U	< 0.0895 U	< 0.0928 U	< 0.0921 U	< 0.0859 U	< 0.0896 U
PCB-182/187	PCB-182/187	ng/g	10.1	0.222	2.7	0.426	1.48	0.376	18.6	0.908	< 0.169 U	2.02	10.1 J	3.18 J	2.26 J	11.6 J	2.77 J	4.25 J
PCB-183	52663-69-1	ng/g	4.13	< 0.0718 U	0.95	0.187 J	0.518	< 0.0673 U	8.28 J	0.292	< 0.07 U	0.874	4.46 J	1.5 J	0.948 J	5.09 J	1.17 J	1.66 J
PCB-184	74472-48-3	ng/g	< 0.0463 U	< 0.0489 U	< 0.0469 U	< 0.0488 U	< 0.0464 U	< 0.0459 U	< 0.0485 U	< 0.0472 U	< 0.0477 U	< 0.0477 U	< 0.049 U	< 0.047 U	< 0.0487 U	< 0.0484 U	< 0.0451 U	< 0.0471 U
PCB-185	52712-05-7	ng/g	1.22	< 0.0718 U	0.255	< 0.0715 U	0.202	< 0.0673 U	1.97	< 0.0692 U	< 0.07 U	0.272	1.21 J	0.394 J	0.248 J	1.44 J	0.314 J	0.461 J
PCB-186	74472-49-4	ng/g	< 0.0696 U	< 0.0735 U	< 0.0704 U	< 0.0733 U	< 0.0697 U	< 0.069 U	< 0.0729 U	< 0.0709 U	< 0.0717 U	< 0.0717 U	< 0.0737 U	< 0.0706 U	< 0.0732 U	< 0.0727 U	< 0.0678 U	< 0.0707 U
PCB-188	74487-85-7	ng/g	< 0.0506 U	< 0.0535 U	< 0.0512 U	< 0.0533 U	< 0.0507 U	< 0.0502 U	< 0.053 U	< 0.0516 UJ	< 0.0521 UJ	< 0.0521 U	< 0.0536 U	< 0.0513 U	< 0.0532 U	< 0.0529 U	< 0.0493 U	< 0.0514 U
PCB-189	39635-31-9	ng/g	0.265 J+	< 0.055 U	< 0.0527 U	< 0.0549 U	< 0.0522 U	< 0.0516 U	0.871 J+	< 0.0531 U	< 0.0537 U	< 0.0537 UJ	0.481 J	0.364 J	0.172 J	0.645 J	0.179 J	0.275 J
PCB-191	74472-50-7	ng/g	0.307	< 0.136 U	< 0.13 U	< 0.136 U	< 0.129 U	< 0.128 U	0.738	< 0.131 U	< 0.133 U	< 0.133 UJ	0.434	0.214	0.14 J	0.461	< 0.126 U	0.158 J
PCB-193	69782-91-8	ng/g	0.742	< 0.184 U	0.291	< 0.183 U	0.214	< 0.172 U	1.69	< 0.177 U	< 0.179 U	< 0.179 U	0.862 J	0.401 J	0.189 J	1.04 J	0.262 J	0.451 J
PCB-194	35694-08-7	ng/g	6.77 J	< 0.157 UJ	2.72 J	< 0.157 UJ	2.18 J	< 0.148 UJ	12.8 J	3.12	< 0.153 U	1.92	6.51 J	4.07 J	1.67 J	6.98 J	2.33 J	3.24 J
PCB-195	52663-78-2	ng/g	1.51	< 0.15 U	0.782	< 0.149 U	< 0.142 U	< 0.14 U	4.23	< 0.144 U	< 0.146 U	0.671	1.93 J	0.911 J	0.585 J	2.42 J	0.672 J	1.07 J
PCB-196/203	PCB-196/203	ng/g	5.57	< 0.132 U	1.79	< 0.131 U	1.38	< 0.124 U	12.6	< 0.127 U	< 0.128 U	1.46	6.77 J	2.77 J	1.67 J	7.5 J	2.01 J	3.1 J
PCB-197	33091-17-7	ng/g	0.269	< 0.0586 U	< 0.0561 U	< 0.0584 U	< 0.0556 U	< 0.0549 U	0.403	< 0.0565 U	< 0.0571 U	< 0.0571 U	0.223	< 0.0562 U	< 0.0583 U	0.237	< 0.054 U	< 0.0563 U
PCB-198	68194-17-2	ng/g	< 0.0941 U	< 0.0995 U	< 0.0953 U	< 0.0992 U	< 0.0944 U	< 0.0933 U	0.821	< 0.0959 UJ	< 0.097 UJ	< 0.097 UJ	0.428	< 0.0955 U	< 0.099 U	0.406	< 0.0917 U	< 0.0957 U
PCB-199	52663-75-9	ng/g	4.8	< 0.0914 U	1.63	< 0.0911 U	0.909	< 0.0857 U	10.3	< 0.0881 U	< 0.0891 U	1.21	5.55 J	2.33 J	1.49 J	5.91 J	1.49 J	2.65 J
PCB-200	52663-73-7	ng/g	0.937	< 0.0849 U	0.206	< 0.0847 U	< 0.0806 U	< 0.0797 U	1.29	< 0.0819 U	< 0.0828 U	< 0.0828 UJ	0.695 J	0.416 J	< 0.0845 UJ	0.676 J	0.226 J	0.399 J
PCB-201	40186-71-8	ng/g	0.781	< 0.0509 U	< 0.0488 U	< 0.0508 U	< 0.0483 U	< 0.0478 U	1.27	< 0.0491 U	< 0.0496 U	0.182 J	0.609 J	0.204 J	0.21 J	0.59 J	0.187 J	0.319 J
PCB-202	2136-99-4	ng/g	1.05 J	< 0.0637 UJ	0.26 J	< 0.0635 UJ	< 0.0604 UJ	< 0.0597 UJ	1.7	< 0.0614 U	< 0.0621 U	0.195 J	1.06	0.262	0.222	1.01	0.223	0.356
PCB-204	74472-52-9	ng/g	< 0.0932 U	< 0.0985 U	< 0.0943 U	< 0.0982 U	< 0.0934 U	< 0.0924 U	< 0.0977 U	< 0.095 U	< 0.096 U	< 0.0961 U	< 0.0987 U	< 0.0946 U	< 0.098 U	< 0.0974 U	< 0.0908 U	< 0.0947 U
PCB-205	74472-53-0	ng/g	< 0.0515 U	< 0.0545 U	< 0.0522 U	< 0.0543 U	< 0.0517 U	< 0.0511 U	0.633	< 0.0525 U	< 0.0531 U	< 0.0531 U	0.362	< 0.0523 U	< 0.0542 U	0.383	< 0.0502 U	< 0.0524 U
PCB-206	40186-72-9	ng/g	1.62	< 0.0523 U	0.93	< 0.0521 U	0.693	< 0.049 U	5.67 J	0.509	< 0.051 U	0.589	2.92 J	1.23 J	0.724 J	2.66 J	0.701 J	1.08 J
PCB-207	52663-79-3	ng/g	0.237 J	< 0.069 UJ	< 0.0661 UJ	< 0.0688 UJ	< 0.0655 UJ	< 0.0647 UJ	0.724	< 0.0665 U	< 0.0673 U	< 0.0673 UJ	0.316	< 0.0663 U	< 0.0687 U	0.294	< 0.0636 U	0.171 J
PCB-208	52663-77-1	ng/g	0.451	< 0.069 U	0.252	< 0.0688 U	0.221	< 0.0647 U	1.7	< 0.0665 U	< 0.0673 U	0.171 J	0.748 J	0.272 J	0.22 J	0.671 J	0.195 J	0.314 J
PCB-209	2051-24-3	ng/g	0.616	< 0.0454 U	0.48	< 0.0453 U	0.436	< 0.0426 U	2.34	< 0.0438 U	< 0.0443 U	0.281 J	1.28	0.409	0.451	1.03	0.223	0.292
Total Decachlorobiphenyls	RA_Total_DECPCB	ng/g	0.616	< 0.0454 U	0.48	< 0.0453 U	0.436	< 0.0426 U	2.34	< 0.0438 U	< 0.0443 U	0.281	1.28	0.409	0.451	1.03	0.223	0.292
Total Dichlorobiphenyls	RA_Total_DIPCB	ng/g	36.547	< 0.111 U	31.907	3.445	5.129	0.519	189.22	10.412	3.826	14.25	60.751	76.8	34.326	67.829	11.99	22.895
Total Heptachlorobiphenyls	RA_Total_HEPPCB	ng/g	61.056	0.602	17.697	2.419	10.817	1.195	132.181	5.6	< 0.288 U	13.822	72.71	28.114	15.745	84.58	19.7912	31.613
Total Hexachlorobiphenyls	RA_Total_HEXPCB	ng/g	110.475	2.252	60.168	7.489	27.755	4.649	448.805	16.477	0.857	40.717	226.939	76.532	45.609	275.267	59.687	90.472
Total Monochlorobiphenyls	RA_Total_MONPCB	ng/g	3.17	< 0.0488 U	5.34	0.412	0.474	< 0.0457 U	30.8	1.836	< 0.0475 U	1.925	7.79	9.26	5.98	1.53	< 0.0449 U	2.102
Total Nonachlorobiphenyls	RA_Total_NONPCB	ng/g	2.308	< 0.0690 U	1.182	< 0.0688 U	0.914	< 0.0647 U	8.094	0.509	< 0.0673 U	0.76	3.984	1.502	0.944	3.625	0.896	1.565
Total Octachlorobiphenyls	RA_Total_OCTPCB	ng/g	21.687	< 0.157 U	7.388	< 0.157 U	4.469	< 0.148 U	46.047	3.12	< 0.153 U	5.638	24.137	10.963	5.847	26.112	7.138	11.134
Total Pentachlorobiphenyls	RA_Total_PENPCB	ng/g	184.652	6.776	169.632	20.245	50.096	9.283	857.573	34.135	2.961	112.74	826.035	159.684	96.251	1384.24	295.517	297.798
Total Tetrachlorobiphenyls	RA_Total_TETPCB	ng/g	172.425	7.696	229.139	25.994	34.657	8.598	878.139	39.145	9.532	114.011	1496.54	241.593	131.962	3916.06	708.182	339.073
Total Trichlorobiphenyls	RA_Total_TRICPB	ng/g	61.52	5.363	56.39	8.481	12.713	4.314	275.46	21.782	9.176	26.132	199.918	154.303	61.79	1310.71	218.164	77.511
Total PCB Congeners	RA_Tot_PCB_Cong	ng/g	654.456	22.689	579.323	68.485	147.46	28.558	2868.66	133.016	26.352	330.276	2920.08	759.16	398.905	7070.99	1321.59	874.455
Total PCB TEQ (Bird)	RA-TEQ-B-PCB	ng/g	0.32452375	0.00005079	0.40158043	0.0343795	0.07907555	0.0203918	1.12946301	0.06982551	0.00000496	0.26626066	1.54733541	0.43498948	0.16289549	2.53197555	0.55788951	1.02125245
Total PCB TEQ (Fish)	RA-TEQ-F-PCB	ng/g	0.004017815	0.00000663	0.001203575	0.000093545	0.000223105	0.000052435	0.003919155	0.00017706	0.00000248	0.000778175	0.008651055	0.001249325	0.000500905	0.013772775	0.0016197	0.00603041
Total PCB TEQ (Mammal)	RA-TEQ-M-PCB	ng/g	0.06504299	0.00003978	0.00226865	0.00021977	0.00055363	0.00011161	0.00846293	0.00036736	0.00001488	0.00146925	0.09195433	0.00241445	0.00099443	0.14521365	0.0028488	0.07116746
TAL Metals and Mercury																		
Aluminum	7429-90-5	mg/kg	5700	2500	2700	3000	3000	1900	3200	2600	2100	4100	5100	4400	3600	3500	3500	3600
Calcium	7440-70-2	mg/kg	2300	880	600	800	440 J	300 J	1600	990	710	1500	1500	1800	1400	1300	1300	1400
Iron	7439-89-6	mg/kg	11000	5200	5700	6000	8400	5300	5800	11000	6800	12000	9900	17000	14000	8800	9600	12000
Magnesium	7439-95-4	mg/kg	3100	1400	1000	1400	1300	650	980	1200	1100	1800	1500	2600 J	1700 J	1500	1900	1700
Potassium	7440-09-7	mg/kg	260 J	110 J	120 J	150 J	110 J	81 J	130 J	< 380 UJ	< 440 UJ	< 400 U	< 490 U	50 J	< 350 U	< 470 U	< 410 U	< 370 U
Sodium	7440-23-5	mg/kg	180 J	< 460 U	< 500 U	< 440 U	< 500 U	< 490 U	160 J	110 J	< 440 U	180 J	240 J	150 J	120 J	110 J	110 J	80 J
Antimony	7440-36-0	mg/kg	< 1.1 U	< 0.79 U	< 0.84 U	< 0.82 U	< 0.74 U	< 0.79 U	< 1.3 U	< 0.86 U	< 0.78 U	< 0.89 U	< 1.1 U	< 0.96 U	< 0.84 U	< 1.1 U	< 0.98 U	< 0.94 U
Arsenic	7440-38-2	mg/kg	0.95 J	0.78 J	1.8 J	0.67 J	2.5 J	3.6 J	2.3 J+	2.0	3.4	0.78 J	1.4 J	1.9 J	2.0 J	1.5 J	1.4 J	1.3 J
Barium	7440-39-3	mg/kg	57	28	19	20	23	47	38	32 J+	13 J+	13	37	15	14	16	13	13
Beryllium	7440-41-7	mg/kg	< 0.53 UJ	< 0.40 UJ	< 0.42 UJ	< 0.41 UJ	< 0.37 UJ	< 0.39 UJ	< 0.66 U	< 0.43 UJ	< 0.39 UJ	0.49 J	0.62 J	< 0.48 UJ	< 0.42 UJ	< 0.56 UJ	< 0.49 UJ	< 0.47 UJ

Table 12
Phase 2 Reach Floodplain Soil Analytical Results
Phase 2 Data Evaluation Summary Memorandum
Lower Neponset River
Boston and Milton, Massachusetts

Analyte	CAS Number	Units	24D-0029 24D-0029-AS 6/21/2024 N 0 - 1 ft	24D-0029 24D-0029-BS 6/21/2024 N 1 - 1.5 ft	24D-0030 24D-0030-AS 6/21/2024 N 0 - 1 ft	24D-0030 24D-0030-BS 6/21/2024 N 1 - 1.3 ft	24D-0031 24D-0031-AS 6/21/2024 N 0 - 1 ft	24D-0031 24D-0031-BS 6/21/2024 N 1 - 1.8 ft	24D-0032 24D-0032-AS 6/24/2024 N 0 - 0.6 ft	24D-0033 24D-0033-AS 7/10/2024 N 0 - 1 ft	24D-0033 24D-0033-BS 7/10/2024 N 1 - 1.9 ft	24D-0034 24D-0034-AS 7/15/2024 N 0 - 0.9 ft	24D-0035 24D-0035-AS 7/15/2024 N 0 - 0.9 ft	24D-0036 24D-0036-AD 7/15/2024 FD 0 - 1 ft	24D-0036 24D-0036-AS 7/15/2024 N 0 - 1 ft	24D-0036 24D-0036-BS 7/15/2024 N 1 - 2 ft	24D-0036 24D-0036-CS 7/15/2024 N 2 - 2.5 ft	24D-0037 24D-0037-AS 7/15/2024 N 0 - 1 ft
Cadmium	7440-43-9	mg/kg	1.4	0.087 J	0.11 J	< 0.41 U	0.074 J	< 0.39 U	0.24 J	0.47 J-	0.066 J-	0.10 J	0.49 J	0.17 J	0.19 J	0.17 J	0.13 J	0.26 J
Chromium, Total	7440-47-3	mg/kg	9.6 JEB	8.9 JEB	12 JEB	12 JEB	12 JEB	15 JEB	36 JEB	7.1 J+	3.9 J+	5.0 J	25 J	11 J	19 J	18 J	11 J	7.5 J
Cobalt	7440-48-4	mg/kg	2.0	4.8	2.2	3.7	3.6	4.8	2.6	7.2 J+	2.1 J+	0.74	2.8	2.0	2.5	1.7	1.4	2.9
Copper	7440-50-8	mg/kg	22 J+	14 J+	12 J+	9.9 J+	15 J+	14 J+	42 J+	45 J-	20 J-	16	160	20	22	32	20	65
Lead	7439-92-1	mg/kg	55	6.2	29	8.9	18	14	120	170 J+	9.0 J+	34	140	82	110	96	42	34
Manganese	7439-96-5	mg/kg	79 JEB	97 JEB	79 JEB	110 JEB	88 JEB	140 JEB	87 JEB	1200 J+	130 J+	50	190	220	210	79	51	330
Nickel	7440-02-0	mg/kg	6.8 EB	9.5 EB	5.0 EB	7.9 EB	8.4 EB	8.5 EB	8.5 EB	4.3	2.1 J-	1.6 J-	4.4	2.0 J	6.0 J	2.9	2.4	7.0
Selenium	7782-49-2	mg/kg	0.55 J	0.35 J	0.35 J	0.36 J	< 1.9 U	< 2.0 U	0.55 J	< 2.1 UJ	< 2.0 UJ	< 2.2 UJ	< 2.8 UJ	< 2.4 UJ	< 2.1 UJ	< 2.8 UJ	< 2.5 UJ	< 2.3 UJ
Silver	7440-22-4	mg/kg	< 0.53 U	< 0.40 U	< 0.42 U	< 0.41 U	< 0.37 U	< 0.39 U	< 0.66 U	0.068 J	< 0.39 U	0.076 J	0.19 J	0.067 J	0.058 J	0.083 J	< 0.49 U	0.051 J
Thallium	7440-28-0	mg/kg	< 0.53 U	< 0.40 U	< 0.42 U	< 0.41 U	< 0.37 U	< 0.39 U	< 0.66 U	0.22 J	0.094 J	0.049 J	0.085 J	< 0.48 U	< 0.42 U	< 0.56 U	< 0.49 U	< 0.47 U
Vanadium	7440-62-2	mg/kg	14 J	30 J	15 J	20 J	20 J	28 J	22	7.8	5.3	4.4	10	7.4	8.2	9.0	8.6	7.5
Zinc	7440-66-6	mg/kg	73 JEB	35 JEB	33 JEB	30 JEB	27 JEB	31 JEB	73 JEB	92	32	29	110	47	67	68	49	72
Mercury	7439-97-6	mg/kg	0.11 J	0.015 J	0.12	0.022 J	0.061 J	0.027 J	0.44	1.0 J	< 0.10 UJ	< 0.12 U	0.58	0.16	0.11	0.26	< 0.11 U	< 0.11 U
TCL VOCs																		
1,1,1-Trichloroethane (TCA)	71-55-6	ug/kg	< 7.9 U	< 5.0 U	< 6.0 U	< 6.1 U	< 4.7 U	< 4.7 U	< 7.3 U	< 4.8 U	< 4.8 U	0.76 J-	< 6.1 UJ	< 5.3 UJ	< 4.8 UJ	< 5.7 UJ	< 5.6 UJ	< 5.2 UJ
1,1,2,2-TETRACHLOROETHANE	79-34-5	ug/kg	< 7.9 U	< 5.0 U	< 6.0 U	< 6.1 U	< 4.7 U	< 4.7 U	< 7.3 U	< 4.8 U	< 4.8 U	< 5.5 U	< 6.1 U	< 5.3 U	< 4.8 U	< 5.7 U	< 5.6 U	< 5.2 U
1,1,2-TRICHLORO-1,2,2-TRIFLUOROETHANE	76-13-1	ug/kg	< 7.9 U	< 5.0 U	< 6.0 U	< 6.1 U	< 4.7 U	< 4.7 U	< 7.3 U	< 4.8 U	< 4.8 U	< 5.5 UJ	< 6.1 UJ	< 5.3 UJ	< 4.8 UJ	< 5.7 UJ	< 5.6 UJ	< 5.2 UJ
1,1,2-Trichloroethane	79-00-5	ug/kg	< 7.9 U	< 5.0 U	< 6.0 U	< 6.1 U	< 4.7 U	< 4.7 U	< 7.3 U	< 4.8 U	< 4.8 U	0.79 J	< 6.1 U	< 5.3 U	< 4.8 U	< 5.7 U	< 5.6 U	< 5.2 U
1,1-Dichloroethane	75-34-3	ug/kg	< 7.9 U	< 5.0 U	< 6.0 U	< 6.1 U	< 4.7 U	< 4.7 U	< 7.3 U	< 4.8 U	< 4.8 U	< 5.5 U	< 6.1 U	< 5.3 U	< 4.8 U	< 5.7 U	< 5.6 U	< 5.2 U
1,1-Dichloroethene	75-35-4	ug/kg	< 7.9 U	< 5.0 U	< 6.0 U	< 6.1 U	< 4.7 U	< 4.7 U	< 7.3 UJ	< 4.8 U	< 4.8 U	< 5.5 U	< 6.1 U	< 5.3 U	< 4.8 U	< 5.7 U	< 5.6 U	< 5.2 U
1,2,3-Trichlorobenzene	87-61-6	ug/kg	< 7.9 U	< 5.0 U	< 6.0 U	< 6.1 U	< 4.7 U	< 4.7 U	< 750 U	< 4.8 U	< 4.8 U	< 5.5 UJ	< 6.1 UJ	< 5.3 UJ	< 4.8 UJ	< 5.7 UJ	< 5.6 UJ	< 5.2 UJ
1,2,3-TRICHLOROPROPANE	96-18-4	ug/kg	< 7.9 U	< 5.0 U	< 6.0 U	< 6.1 U	< 4.7 U	< 4.7 U	< 7.3 U	< 4.8 U	< 4.8 U	< 5.5 U	< 6.1 U	< 5.3 U	< 4.8 U	< 5.7 UJ	< 5.6 UJ	< 5.2 U
1,2,4-TRICHLOROBENZENE	120-82-1	ug/kg	< 7.9 U	< 5.0 U	< 6.0 U	< 6.1 U	< 4.7 U	< 4.7 U	< 750 U	< 4.8 U	< 4.8 U	< 5.5 UJ	< 6.1 UJ	< 5.3 UJ	< 4.8 UJ	< 5.7 UJ	< 5.6 UJ	< 5.2 UJ
1,2,4-Trimethylbenzene	95-63-6	ug/kg	< 7.9 U	< 5.0 U	< 6.0 U	< 6.1 U	< 4.7 U	< 4.7 U	< 750 U	< 4.8 U	< 4.8 U	0.76 J	< 6.1 U	< 5.3 U	< 4.8 U	< 5.7 U	< 5.6 U	< 5.2 U
1,2-Dibromo-3-Chloropropane	96-12-8	ug/kg	< 7.9 U	< 5.0 U	< 6.0 U	< 6.1 U	< 4.7 U	< 4.7 U	< 750 U	< 4.8 U	< 4.8 U	< 5.5 U	< 6.1 U	< 5.3 U	< 4.8 U	< 5.7 U	< 5.6 U	< 5.2 U
1,2-Dibromoethane (Ethylene Dibromide)	106-93-4	ug/kg	< 7.9 U	< 5.0 U	< 6.0 U	< 6.1 U	< 4.7 U	< 4.7 U	< 7.3 U	< 4.8 U	< 4.8 U	< 5.5 UJ	< 6.1 UJ	< 5.3 UJ	< 4.8 UJ	< 5.7 UJ	< 5.6 UJ	< 5.2 UJ
1,2-Dichlorobenzene	95-50-1	ug/kg	< 7.9 U	< 5.0 U	< 6.0 U	< 6.1 U	< 4.7 U	< 4.7 U	< 750 U	< 4.8 U	< 4.8 U	0.85 J-	< 6.1 UJ	< 5.3 UJ	< 4.8 UJ	< 5.7 UJ	< 5.6 UJ	< 5.2 UJ
1,2-Dichloroethane	107-06-2	ug/kg	< 7.9 U	< 5.0 U	< 6.0 U	< 6.1 U	< 4.7 U	< 4.7 U	< 7.3 U	< 4.8 U	< 4.8 U	< 5.5 UJ	< 6.1 UJ	< 5.3 UJ	< 4.8 UJ	< 5.7 UJ	< 5.6 UJ	< 5.2 UJ
1,2-DICHLOROPROPANE	78-87-5	ug/kg	< 7.9 U	< 5.0 U	< 6.0 U	< 6.1 U	< 4.7 U	< 4.7 U	< 7.3 U	< 4.8 U	< 4.8 U	< 5.5 U	< 6.1 U	< 5.3 U	< 4.8 U	< 5.7 UJ	< 5.6 UJ	< 5.2 U
1,3,5-Trimethylbenzene (Mesitylene)	108-67-8	ug/kg	< 7.9 U	< 5.0 U	< 6.0 U	< 6.1 U	< 4.7 U	< 4.7 U	< 750 U	< 4.8 U	< 4.8 U	0.75 J	< 6.1 U	< 5.3 U	< 4.8 U	< 5.7 U	< 5.6 U	< 5.2 U
1,3-DICHLOROBENZENE	541-73-1	ug/kg	< 7.9 U	< 5.0 U	< 6.0 U	< 6.1 U	< 4.7 U	< 4.7 U	< 750 U	< 4.8 U	< 4.8 U	0.85 J-	< 6.1 UJ	< 5.3 UJ	< 4.8 UJ	< 5.7 UJ	< 5.6 UJ	< 5.2 UJ
1,4-DICHLOROBENZENE	106-46-7	ug/kg	< 7.9 U	< 5.0 U	< 6.0 U	< 6.1 U	< 4.7 U	< 4.7 U	< 750 U	< 4.8 U	< 4.8 U	0.90 J-	< 6.1 UJ	< 5.3 UJ	< 4.8 UJ	< 5.7 UJ	< 5.6 UJ	< 5.2 UJ
2-HEXANONE	591-78-6	ug/kg	< 16 U	< 10 U	< 12 U	< 12 U	< 9.3 U	< 9.4 U	< 15 U	< 9.6 U	< 9.7 U	< 11 U	< 12 U	< 11 U	< 9.6 U	< 11 U	< 11 U	< 10 U
ACETONE	67-64-1	ug/kg	21 EB	< 10 U	< 12 U	< 12 U	< 9.3 U	< 9.4 U	< 15 U	< 9.6 U	< 9.7 U	< 11 U	< 12 U	< 11 U	< 9.6 U	< 11 U	< 11 U	< 10 U
Benzene	71-43-2	ug/kg	< 7.9 U	< 5.0 U	< 6.0 U	< 6.1 U	< 4.7 U	< 4.7 U	< 7.3 UJ	< 4.8 U	< 4.8 U	< 5.5 U	< 6.1 U	< 5.3 U	< 4.8 U	< 5.7 U	< 5.6 U	< 5.2 U
BROMOCHLOROMETHANE	74-97-5	ug/kg	< 7.9 U	< 5.0 U	< 6.0 U	< 6.1 U	< 4.7 U	< 4.7 U	< 7.3 U	< 4.8 U	< 4.8 U	< 5.5 U	< 6.1 U	< 5.3 U	< 4.8 U	< 5.7 U	< 5.6 U	< 5.2 U
BROMODICHLOROMETHANE	75-27-4	ug/kg	< 7.9 U	< 5.0 U	< 6.0 U	< 6.1 U	< 4.7 U	< 4.7 U	< 7.3 U	< 4.8 U	< 4.8 U	< 5.5 U	< 6.1 U	< 5.3 U	< 4.8 U	< 5.7 UJ	< 5.6 UJ	< 5.2 U
BROMOFORM	75-25-2	ug/kg	< 7.9 U	< 5.0 U	< 6.0 U	< 6.1 U	< 4.7 U	< 4.7 U	< 750 U	< 4.8 U	< 4.8 U	< 5.5 U	< 6.1 U	< 5.3 U	< 4.8 U	< 5.7 U	< 5.6 U	< 5.2 U
BROMOMETHANE	74-83-9	ug/kg	< 7.9 U	< 5.0 U	< 6.0 U	< 6.1 U	< 4.7 U	< 4.7 U	< 7.3 U	< 4.8 U	< 4.8 U	< 5.5 U	< 6.1 U	< 5.3 U	< 4.8 U	< 5.7 U	< 5.6 U	< 5.2 U
CARBON DISULFIDE	75-15-0	ug/kg	< 7.9 U	< 5.0 U	< 6.0 U	< 6.1 U	< 4.7 U	< 4.7 U	< 7.3 U	< 4.8 UJ	< 4.8 UJ	< 5.5 U	< 6.1 U	< 5.3 U	< 4.8 U	< 5.7 U	< 5.6 U	< 5.2 U
CARBON TETRACHLORIDE	56-23-5	ug/kg	< 7.9 U	< 5.0 U	< 6.0 U	< 6.1 U	< 4.7 U	< 4.7 U	< 7.3 U	< 4.8 U	< 4.8 U	0.76 J-	< 6.1 UJ	< 5.3 UJ	< 4.8 UJ	< 5.7 UJ	< 5.6 UJ	< 5.2 UJ
Chlorobenzene	108-90-7	ug/kg	< 7.9 U	< 5.0 U	< 6.0 U	< 6.1 U	< 4.7 U	< 4.7 U	< 7.3 UJ	< 4.8 U	< 4.8 U	0.80 J-	< 6.1 UJ	< 5.3 UJ	< 4.8 UJ	< 5.7 UJ	< 5.6 UJ	< 5.2 UJ
CHLOROETHANE	75-00-3	ug/kg	< 7.9 U	< 5.0 U	< 6.0 U	< 6.1 U	< 4.7 U	< 4.7 U	< 7.3 U	< 4.8 U	< 4.8 U	< 5.5 U	< 6.1 U	< 5.3 U	< 4.8 U	< 5.7 U	< 5.6 U	< 5.2 U
Chloroform	67-66-3	ug/kg	< 7.9 U	< 5.0 U	< 6.0 U	< 6.1 U	< 4.7 U	< 4.7 U	< 7.3 U	< 4.8 U	< 4.8 U	< 5.5 U	< 6.1 U	< 5.3 U	< 4.8 U	< 5.7 U	< 5.6 U	< 5.2 U
CHLOROMETHANE	74-87-3	ug/kg	< 7.9 U	< 5.0 U	< 6.0 U	< 6.1 U	< 4.7 U	< 4.7 U	< 7.3 U	< 4.8 UJ	< 4.8 UJ	< 5.5 U	< 6.1 U	< 5.3 U	< 4.8 U	< 5.7 U	< 5.6 U	< 5.2 U
CIS-1,2-DICHLOROETHYLENE	156-59-2	ug/kg	< 7.9 U	< 5.0 U	< 6.0 U	< 6.1 U	< 4.7 U	< 4.7 U	< 7.3 U	< 4.8 U	< 4.8 U	< 5.5 U	< 6.1 U	< 5.3 U	< 4.8 U	< 5.7 U	< 5.6 U	< 5.2 U
cis-1,3-Dichloropropene	10061-01-5	ug/kg	< 7.9 U	< 5.0 U	< 6.0 U	< 6.1 U	< 4.7 U	< 4.7 U	< 7.3 U	< 4.8 U	< 4.8 U	< 5.5 U	< 6.1 U	< 5.3 U	< 4.8 U	< 5.7 U	< 5.6 U	< 5.2 U
Cyclohexane	110-82-7	ug/kg	< 7.9 U	< 5.0 U	< 6.0 U	< 6.1 U	< 4.7 U	< 4.7 U	< 7.3 U	< 4.8 U	< 4.8 U	< 5.5 U	< 6.1 U	< 5.3 U	< 4.8 U	< 5.7 UJ	< 5.6 UJ	< 5.2 U
DIBROMOCHLOROMETHANE	124-48-1	ug/kg	< 7.9 U	< 5.0 U	< 6.0 U	< 6.1 U	< 4.7 U	< 4.7 U	< 7.3 U	< 4.8 U	< 4.8 U	< 5.5 U	< 6.1 U	< 5.3 U	< 4.8 U	< 5.7 U	< 5.6 U	< 5.2 U
Dichlorodifluoromethane	75-71-8	ug/kg	< 7.9 U	< 5.0 U	< 6.0 U	< 6.1 U	< 4.7 U	< 4.7 U	< 7.3 U	< 4.8 U	< 4.8 U	< 5.5 U	< 6.1 U	< 5.3 U	< 4.8 U	< 5.7 U	< 5.6 U	< 5.2 U
Ethylbenzene	100-41-4	ug/kg	< 7.9 U	< 5.0 U	< 6.0 U	< 6.1 U	< 4.7 U	< 4.7 U	< 7.3 U	< 4.8 U	< 4.8 U	0.79 J	< 6.1 U	< 5.3 U	< 4.8 U	< 5.7 U	< 5.6 U	< 5.2 U
Isopropylbenzene (Cumene)	98-82-8	ug/kg	< 7.9 U	< 5.0 U	< 6.0 U	< 6.1 U	< 4.7 U	< 4.7 U	< 750 U	< 4.8 U	< 4.8 U	0.81 J	< 6.1 U	< 5.3 U	< 4.8 U	< 5.7 U	< 5.6 U	< 5.2 U
m,p-Xylene	179601-23-1	ug/kg	< 7.9 U	< 5.0 U	< 6.0 U	< 6.1 U	< 4.7 U	< 4.7 U	< 7.3 U	< 4.8 U	< 4.8 U	0.76 J	< 6.1 U	< 5.3 U	< 4.8 U	< 5.7 U	< 5.6 U	< 5.2 U
METHYL ACETATE	79-20-9	ug/kg	< 7.9 U	< 5.0 U	< 6.0 U	< 6.1 U	< 4.7 U	< 4.7 U	< 7.3 U	< 4.8 U	< 4.8 U	< 5.5 UJ	< 6.1 UJ	< 5.3 UJ	< 4.8 UJ	< 5.7 UJ	< 5.6 UJ	< 5.2 UJ
Methyl Ethyl Ketone (2-Butanone)	78-93-3	ug/kg	14 J	< 10 U	< 12 U	< 12 U	< 9.3 U	< 9.4 U	< 15 U	< 9.6 U	< 9.7 U	< 11 U	< 12 U	< 11 U	< 9.6 U	< 11 U	< 11 U	< 10 U
METHYL ISOBUTYL KETONE (4-METHYL-2-PENTANONE)	108-10-1	ug/kg	< 16 U	< 10 U	< 12 U	< 12 U	< 9.3 U	< 9.4 U	< 15 U	< 9.6 U	< 9.7 U	< 11 U	< 12 U	< 11 U	< 9.6 U	< 11 U	< 11 U	< 10 U
Methylcyclohexane	108-87-2	ug/kg	< 7.9 U	< 5.0 U	< 6.0 U	< 6.1 U	< 4.7 U	< 4.7 U	< 7.3 U	< 4.8 U	< 4.8 U	0.67 J	< 6.1 U	< 5.3 U	< 4.8 U	< 5.7 UJ	< 5.6 UJ	< 5.2 U
Methylene Chloride	75-09-2	ug/kg	< 7.9 U	< 5.0 U	< 6.0 U	< 6.1 U	< 4.7 U	< 4.7 U	< 7.3 U	< 5.3 U	< 4.9 U	< 11 UJ	24 J	< 7.5 UJ	< 4.8 UJ	< 5.7 UJ	< 7.1 UJ	< 6.5 UJ
o-Xylene (1,2-Dimethylbenzene)	95-47-6	ug/kg	< 7.9 U	< 5.0 U	< 6.0 U	< 6.1 U	< 4.7 U	< 4.7 U	< 7.3 U	< 4.8 U	< 4.8 U	< 5.5 U	< 6.1 U	< 5.3 U	< 4.8 U	< 5.7 U	< 5.6 U	< 5.2 U
Styrene	100-42-5	ug/kg	< 7.9 U	< 5.0 U	< 6.0 U	< 6.1 U	< 4.7 U	< 4.7 U	< 7.3 U	< 4.8 U	< 4.8 U	< 5.5 U	< 6.1 U	< 5.3 U	< 4.8 U	< 5.7 U	< 5.6 U	0.82 J
TERT-BUTYL METHYL ETHER	1634-04-4	ug/kg	< 7.9 U	< 5.0 U	< 6.0 U	< 6.1 U	< 4.7 U	< 4.7 U	< 7.3 U	< 4.8 U	< 4.8 U	< 5.5 UJ	< 6.1 UJ	< 5.3 UJ	< 4.8 UJ	< 5.7 UJ	< 5.6 UJ	< 5.2 UJ
Tetrachloroethylene (PCE)	127-18-4	ug/kg	< 7.9 U	< 5.0 U	< 6.0 U	< 6.1 U	< 4.7 U	< 4.7 U	< 7.3 U	< 4.8 U	< 4.8 U	2.4 J	< 6.1 U	< 5.3 U	< 4.8 U	< 5.7 U	< 5.6 U	< 5.2 U
Toluene	108-88-3	ug/kg	< 7.9 U	< 5.0 U	< 6.0 U	< 6.1 U	< 4.7 U	< 4.7 U	< 7.3 UJ	< 4.8 U	< 4.8 U	0.79 J	< 6.1 U	< 5.3 U	< 4.8 U	< 5.7 U	< 5.6 U	< 5.2 U
Trans-1,2-Dichloroethylene	156-60-5	ug/kg	< 7.9 U	< 5.0 U	< 6.0 U	< 6.1 U	< 4.7 U	< 4.7 U	< 7.3 U	< 4.8 U	< 4.8 U	0.75 J	< 6.1 U	< 5.3 U	< 4.8 U	< 5.7 U	< 5.6 U	< 5.2 U
Trans-1,3-Dichloropropene	10061-02-6	ug/kg	< 7.9 U	< 5.0 U	< 6.0 U	< 6.1 U	< 4.7 U	< 4.7 U	< 7.3 U	< 4.8 U	< 4.8 U	< 5.5 U	< 6.1 U	< 5.3 U	< 4.8 U	< 5.7 U	< 5.6 U	< 5.2 U
Trichloroethylene (TCE)	79-01-6	ug/kg	< 7.9 U	< 5.0 U	< 6.0 U	< 6.1 U	< 4.7 U	< 4.7 U	< 7.3 UJ	< 4.8 U	< 4.8 U	0.91 J	< 6.1 U	< 5.3 U	< 4.8 U	< 5.7 U	< 5.6 U	< 5.2 U
Trichlorofluoromethane	75-69-4	ug/kg	< 7.9 U	< 5.0 U	< 6.0 U	< 6.1 U	< 4.7 U	< 4.7 U	< 7.3 U	< 4.8 U	< 4.8 U	< 5.5 UJ	< 6.1 UJ	< 5.3 UJ	< 4.8 UJ	< 5.7 UJ	< 5.6 UJ	< 5.2 UJ
Vinyl Chloride	75-01-4	ug/kg	< 7.9 U	< 5.0 U	< 6.0 U	< 6.1 U	< 4.7 U	< 4.7 U	< 7.3 U	< 4.8 U	< 4.8 U	< 5.5 U	< 6.1 U	< 5.3 U	< 4.8 U	< 5.7 U	< 5.6 U	< 5.2 U

Table 12
Phase 2 Reach Floodplain Soil Analytical Results
Phase 2 Data Evaluation Summary Memorandum
Lower Neponset River
Boston and Milton, Massachusetts

Analyte	CAS Number	Units	24D-0029 24D-0029-AS 6/21/2024 N 0 - 1 ft	24D-0029 24D-0029-BS 6/21/2024 N 1 - 1.5 ft	24D-0030 24D-0030-AS 6/21/2024 N 0 - 1 ft	24D-0030 24D-0030-BS 6/21/2024 N 1 - 1.3 ft	24D-0031 24D-0031-AS 6/21/2024 N 0 - 1 ft	24D-0031 24D-0031-BS 6/21/2024 N 1 - 1.8 ft	24D-0032 24D-0032-AS 6/24/2024 N 0 - 0.6 ft	24D-0033 24D-0033-AS 7/10/2024 N 0 - 1 ft	24D-0033 24D-0033-BS 7/10/2024 N 1 - 1.9 ft	24D-0034 24D-0034-AS 7/15/2024 N 0 - 0.9 ft	24D-0035 24D-0035-AS 7/15/2024 N 0 - 0.9 ft	24D-0036 24D-0036-AD 7/15/2024 FD 0 - 1 ft	24D-0036 24D-0036-AS 7/15/2024 N 0 - 1 ft	24D-0036 24D-0036-BS 7/15/2024 N 1 - 2 ft	24D-0036 24D-0036-CS 7/15/2024 N 2 - 2.5 ft	24D-0037 24D-0037-AS 7/15/2024 N 0 - 1 ft
TCL SVOCs																		
1,2,4,5-TETRACHLOROBENZENE	95-94-3	ug/kg	< 240 U	< 200 U	< 180 U	< 180 U	< 180 U	< 180 U	< 270 U	< 190 U	< 190 U	< 200 U	< 230 U	< 180 U	< 180 U	< 2200 U	< 200 U	< 180 U
1,4-Dioxane (P-Dioxane)	123-91-1	ug/kg	< 92 UJ	< 77 UJ	< 71 UJ	< 70 UJ	< 70 UJ	< 71 UJ	< 110 U	< 75 U	< 76 U	< 77 U	< 92 U	< 71 U	< 70 U	< 870 U	< 78 U	< 71 U
1-Methylnaphthalene	90-12-0	ug/kg	< 4.6 U	< 3.8 U	3.1 J	< 3.5 U	2.7 J	< 3.5 U	7.5	1.8 J	< 3.7 U	3.8	15	2.4 J	14 J	5800	43	5.5
2,3,4,6-TETRACHLOROPHENOL	58-90-2	ug/kg	< 240 U	< 200 U	< 180 U	< 180 U	< 180 U	< 180 U	< 270 U	< 190 U	< 190 U	< 200 U	< 230 U	< 180 U	< 180 U	< 2200 U	< 200 U	< 180 U
2,4,5-TRICHLOROPHENOL	95-95-4	ug/kg	< 240 U	< 200 U	< 180 U	< 180 U	< 180 U	< 180 U	< 270 U	< 190 U	< 190 U	< 200 U	< 230 U	< 180 U	< 180 U	< 2200 U	< 200 U	< 180 U
2,4,6-TRICHLOROPHENOL	88-06-2	ug/kg	< 240 U	< 200 U	< 180 U	< 180 U	< 180 U	< 180 U	< 270 U	< 190 U	< 190 U	< 200 U	< 230 U	< 180 U	< 180 U	< 2200 U	< 200 U	< 180 U
2,4-DICHLOROPHENOL	120-83-2	ug/kg	< 240 U	< 200 U	< 180 U	< 180 U	< 180 U	< 180 U	< 270 U	< 190 U	< 190 U	< 200 U	< 230 U	< 180 U	< 180 U	< 2200 U	< 200 U	< 180 U
2,4-DIMETHYLPHENOL	105-67-9	ug/kg	< 240 UJ	< 200 UJ	< 180 UJ	< 180 UJ	< 180 UJ	< 180 UJ	< 270 U	< 190 U	< 190 U	< 200 U	< 230 U	< 180 U	< 180 U	< 2200 U	< 200 U	< 180 U
2,4-DINITROPHENOL	51-28-5	ug/kg	< 460 U	< 380 U	< 350 U	< 350 U	< 350 U	< 350 U	< 530 U	< 370 U	< 370 U	< 380 U	< 450 U	< 350 U	< 350 U	< 4300 U	< 380 U	< 350 U
2,4-DINITROTOLUENE	121-14-2	ug/kg	< 240 UJ	< 200 UJ	< 180 UJ	< 180 UJ	< 180 UJ	< 180 UJ	< 270 U	< 190 U	< 190 U	< 200 U	< 230 U	< 180 U	< 180 U	< 2200 U	< 200 U	< 180 U
2,6-DINITROTOLUENE	606-20-2	ug/kg	< 240 U	< 200 U	< 180 U	< 180 U	< 180 U	< 180 U	< 270 U	< 190 U	< 190 U	< 200 U	< 230 U	< 180 U	< 180 U	< 2200 U	< 200 U	< 180 U
2-CHLORONAPHTHALENE	91-58-7	ug/kg	< 240 U	< 200 U	< 180 U	< 180 U	< 180 U	< 180 U	< 270 U	< 190 U	< 190 U	< 200 U	< 230 U	< 180 U	< 180 U	< 2200 U	< 200 U	< 180 U
2-CHLOROPHENOL	95-57-8	ug/kg	R	R	R	R	R	R	< 270 U	< 190 U	< 190 U	< 200 U	< 230 U	< 180 U	< 180 U	< 2200 U	< 200 U	< 180 U
2-Methylnaphthalene	91-57-6	ug/kg	0.94 J	< 3.8 U	4.2	< 3.5 U	2.7 J	< 3.5 U	9.9	1.9 JEB	< 3.7 U	5.0	18	3.3 J	18 J	8800	60	8.5
2-METHYLPHENOL (O-CRESOL)	95-48-7	ug/kg	< 460 U	< 380 U	< 350 U	< 350 U	< 350 U	< 350 U	< 530 U	< 370 U	< 370 U	< 380 U	< 450 U	< 350 U	< 350 U	< 4300 U	< 380 U	< 350 U
2-NITROANILINE	88-74-4	ug/kg	< 240 U	< 200 U	< 180 U	< 180 U	< 180 U	< 180 U	< 270 U	< 190 U	< 190 U	< 200 U	< 230 U	< 180 U	< 180 U	< 2200 U	< 200 U	< 180 U
2-NITROPHENOL	88-75-5	ug/kg	< 240 U	< 200 U	< 180 U	< 180 U	< 180 U	< 180 U	< 270 U	< 190 U	< 190 U	< 200 U	< 230 U	< 180 U	< 180 U	< 2200 U	< 200 U	< 180 U
3,3'-DICHLOROBENZIDINE	91-94-1	ug/kg	< 460 U	< 380 U	< 350 U	< 350 U	< 350 U	< 350 U	< 530 U	< 370 U	< 370 U	< 380 U	< 450 U	< 350 U	< 350 U	< 4300 U	< 380 U	< 350 U
3-NITROANILINE	99-09-2	ug/kg	< 460 U	< 380 U	< 350 U	< 350 U	< 350 U	< 350 U	< 530 U	< 370 U	< 370 U	< 380 U	< 450 U	< 350 U	< 350 U	< 4300 U	< 380 U	< 350 U
4,6-DINITRO-2-METHYLPHENOL	534-52-1	ug/kg	< 460 U	< 380 U	< 350 U	< 350 U	< 350 U	< 350 U	< 530 U	< 370 U	< 370 U	< 380 U	< 450 U	< 350 U	< 350 U	< 4300 U	< 380 U	< 350 U
4-BROMOPHENYL PHENYL ETHER	101-55-3	ug/kg	< 240 U	< 200 U	< 180 U	< 180 U	< 180 U	< 180 U	< 270 U	< 190 U	< 190 U	< 200 U	< 230 U	< 180 U	< 180 U	< 2200 U	< 200 U	< 180 U
4-CHLORO-3-METHYLPHENOL	59-50-7	ug/kg	< 240 UJ	< 200 UJ	< 180 UJ	< 180 UJ	< 180 UJ	< 180 UJ	< 270 U	< 190 U	< 190 U	< 200 U	< 230 U	< 180 U	< 180 U	< 2200 U	< 200 U	< 180 U
4-CHLOROANILINE	106-47-8	ug/kg	< 460 U	< 380 U	< 350 U	< 350 U	< 350 U	< 350 U	< 530 U	< 370 U	< 370 U	< 380 U	< 450 U	< 350 U	< 350 U	< 4300 U	< 380 U	< 350 U
4-CHLOROPHENYL PHENYL ETHER	7005-72-3	ug/kg	< 240 U	< 200 U	< 180 U	< 180 U	< 180 U	< 180 U	< 270 U	< 190 U	< 190 U	< 200 U	< 230 U	< 180 U	< 180 U	< 2200 U	< 200 U	< 180 U
4-METHYLPHENOL (P-CRESOL)	106-44-5	ug/kg	< 460 U	< 380 U	< 350 U	< 350 U	< 350 U	< 350 U	< 530 U	< 370 U	< 370 U	< 380 U	< 450 U	< 350 U	< 350 U	< 4300 U	< 380 U	< 350 U
4-Nitroaniline	100-01-6	ug/kg	< 460 U	< 380 U	< 350 U	< 350 U	< 350 U	< 350 U	< 530 U	< 370 U	< 370 U	< 380 U	< 450 U	< 350 U	< 350 U	< 4300 U	< 380 U	< 350 U
4-NITROPHENOL	100-02-7	ug/kg	< 460 U	< 380 U	< 350 U	< 350 U	< 350 U	< 350 U	< 530 U	< 370 U	< 370 U	< 380 U	< 450 U	< 350 U	< 350 U	< 4300 U	< 380 U	< 350 U
Acenaphthene	83-32-9	ug/kg	3.5 J	< 200 UJ	11 J	1.8 J	8.8 J	< 180 UJ	37 J	6.5	< 3.7 U	21 J	65 J	15 J	43 J	33000	190 J	11 J
ACENAPHTHYLENE	208-96-8	ug/kg	3.2 J	1.2 J	12	2.6 J	9.0	1.1 J	20	8.2	< 3.7 U	8.4	34	11 J-	18	< 2200 U	14	11
Acetophenone	98-86-2	ug/kg	< 460 U	< 380 U	< 350 U	< 350 U	< 350 U	< 350 U	< 530 U	< 370 U	< 370 U	< 380 U	< 450 U	< 350 U	< 350 U	2700 J	< 380 U	< 350 U
ANTHRACENE	120-12-7	ug/kg	7.3	< 3.8 U	26	4.1	28	1.6 J	100	34	< 3.7 U	43	200	43 J	86 J	55000	240	25
ATRAZINE	1912-24-9	ug/kg	< 460 U	< 380 U	< 350 U	< 350 U	< 350 U	< 350 U	< 530 U	< 370 U	< 370 U	< 380 U	< 450 U	< 350 U	< 350 U	< 4300 U	< 380 U	< 350 U
BENZALDEHYDE	100-52-7	ug/kg	< 460 U	< 380 U	< 350 U	< 350 U	< 350 U	< 350 U	< 530 U	< 370 U	< 370 U	< 380 U	< 450 U	< 350 U	< 350 U	< 4300 U	< 380 U	< 350 U
BENZO(A)ANTHRACENE	56-55-3	ug/kg	28	4.2	160	21	120	5.9	410	140	0.94 J	210	820	210	260	59000	340	110
BENZO(A)PYRENE	50-32-8	ug/kg	29	5.1	100	25	130	6.4	240	54	< 3.7 U	140	460	130	190	21000	290	69
Benzo(B)Fluoranthene	205-99-2	ug/kg	36	4.8 J	240	31	150	8.1	560	150	1.6 J	280	1100	260	360	49000	360	130
Benzo(G,H,I)Perylene	191-24-2	ug/kg	22	2.8 J	13	20	84	4.8	31	7.4	< 3.7 U	14	50	16	21	2200	51	7.6
Benzo(K)Fluoranthene	207-08-9	ug/kg	13	1.7 J	83	12	44	2.9 J	190	55	< 3.7 U	89	350	95 J	160 J	18000	160	39
BENZYL BUTYL PHTHALATE	85-68-7	ug/kg	< 240 U	< 200 U	< 180 U	< 180 U	< 180 U	< 180 U	< 270 U	< 190 U	< 190 U	< 200 U	54 J	< 180 U	< 180 U	< 2200 U	< 200 U	< 180 U
BIPHENYL (DIPHENYL)	92-52-4	ug/kg	< 240 U	< 200 U	< 180 U	< 180 U	< 180 U	< 180 U	< 270 U	< 190 U	< 190 U	< 200 U	< 230 U	< 180 U	< 180 U	1900 J	< 200 U	< 180 U
BIS(2-CHLOROETHOXY) METHANE	111-91-1	ug/kg	< 240 U	< 200 U	< 180 U	< 180 U	< 180 U	< 180 U	< 270 U	< 190 U	< 190 U	< 200 U	< 230 U	< 180 U	< 180 U	< 2200 U	< 200 U	< 180 U
BIS(2-CHLOROETHYL) ETHER (2-CHLOROETHYL ETHER)	111-44-4	ug/kg	< 460 U	< 380 U	< 350 U	< 350 U	< 350 U	< 350 U	< 530 U	< 370 U	< 370 U	< 380 U	< 450 U	< 350 U	< 350 U	< 4300 U	< 380 U	< 350 U
BIS(2-CHLOROISOPROPYL) ETHER	108-60-1	ug/kg	< 460 U	< 380 U	< 350 U	< 350 U	< 350 U	< 350 U	< 530 U	< 370 U	< 370 U	< 380 U	< 450 U	< 350 U	< 350 U	< 4300 U	< 380 U	< 350 U
BIS(2-ETHYLHEXYL) PHTHALATE	117-81-7	ug/kg	< 240 U	< 200 U	76 J	< 180 U	< 180 U	< 180 U	< 270 U	< 190 U	< 190 U	< 200 U	310	160 J	< 180 U	< 2200 U	< 200 U	< 180 U
Caprolactam	105-60-2	ug/kg	< 460 U	< 380 U	< 350 U	< 350 U	< 350 U	< 350 U	< 530 U	< 370 U	< 370 U	< 380 U	< 450 U	< 350 U	< 350 U	< 4300 U	< 380 U	< 350 U
CARBAZOLE	86-74-8	ug/kg	< 460 U	< 380 U	< 350 U	< 350 U	< 350 U	< 350 U	69 J	< 370 U	< 370 U	< 380 U	120 J	< 350 U	53 J	20000	93 J	< 350 U
CHRYSENE	218-01-9	ug/kg	27	3.2 J	180	24	110	6.6	450	100	0.79 J	230	930	230	300	51000	340	120
DIBENZ(A,H)ANTHRACENE	53-70-3	ug/kg	5.4	< 3.8 U	28	4.8	19	1.2 J	75	23	< 3.7 U	40	150	36	55	6000	57	18
Dibenzofuran	132-64-9	ug/kg	< 240 U	< 200 U	< 180 U	< 180 U	< 180 U	< 180 U	< 270 U	< 190 U	< 190 U	< 200 U	< 230 U	< 180 U	36 J	20000	62 J	< 180 U
Diethyl Phthalate	84-66-2	ug/kg	< 240 U	< 200 U	< 180 U	< 180 U	< 180 U	< 180 U	< 270 U	< 190 U	< 190 U	< 200 U	< 230 U	< 180 U	< 180 U	< 2200 U	< 200 U	< 180 U
DIMETHYL PHTHALATE	131-11-3	ug/kg	< 240 U	< 200 U	< 180 U	< 180 U	< 180 U	< 180 U	< 270 U	< 190 U	< 190 U	< 200 U	< 230 U	< 180 U	< 180 U	< 2200 U	< 200 U	< 180 U
Di-N-Butyl Phthalate	84-74-2	ug/kg	< 240 U	< 200 U	< 180 U	< 180 U	< 180 U	< 180 U	< 270 U	< 190 U	< 190 U	< 200 U	< 230 U	< 180 U	< 180 U	< 2200 U	< 200 U	< 180 U
DI-N-OCTYLPHTHALATE	117-84-0	ug/kg	< 460 U	< 380 U	< 350 U	< 350 U	< 350 U	< 350 U	< 530 U	< 370 U	< 370 U	< 380 U	< 450 U	< 350 U	< 350 U	< 4300 U	< 380 U	< 350 U
FLUORANTHENE	206-44-0	ug/kg	70	4.7	330	49	270	15	870	240	2.3 J	410	2000	440	570 J	16000	770	280
FLUORENE	86-73-7	ug/kg	3.3 J	< 3.8 U	11	1.7 J	15	< 3.5 U	34	7.0	< 3.7 U	19	68	12 J	44 J	34000	150	15
HEXACHLOROBENZENE	118-74-1	ug/kg	< 240 U	< 200 U	< 180 U	< 180 U	< 180 U	< 180 U	< 270 U	< 190 U	< 190 U	< 200 U	< 230 U	< 180 U	< 180 U	< 2200 U	< 200 U	< 180 U
Hexachlorobutadiene	87-68-3	ug/kg	< 240 U	< 200 U	< 180 U	< 180 U	< 180 U	< 180 U	< 270 U	< 190 U	< 190 U	< 200 U	< 230 U	< 180 U	< 180 U	< 2200 U	< 200 U	< 180 U
HEXACHLOROCYCLOPENTADIENE	77-47-4	ug/kg	< 460 U	< 380 U	< 350 U	< 350 U	< 350 U	< 350 U	< 530 U	< 370 U	< 370 U	< 380 U	< 450 U	< 350 U	< 350 U	< 4300 U	< 380 U	< 350 U
HEXACHLOROETHANE	67-72-1	ug/kg	< 240 U	< 200 U	< 180 U	< 180 U	< 180 U	< 180 U	< 270 U	< 190 U	< 190 U	< 200 U	< 230 U	< 180 U	< 180 U	< 2200 U	< 200 U	< 180 U
INDENO(1,2,3-C,D)PYRENE	193-39-5	ug/kg	18	2.3 J	80	16	68	3.8	170	44	< 3.7 U	94	350	91	120	12000	180	42
ISOPHORONE	78-59-1	ug/kg	< 240 U	< 200 U	< 180 U	< 180 U	< 180 U	< 180 U	< 270 U	< 190 U	< 190 U	< 200 U	< 230 U	< 180 U	< 180 U	< 2200 U	< 200 U	< 180 U
Naphthalene	91-20-3	ug/kg	1.6 J	< 3.8 U	6.0	< 3.5 U	3.8	0.82 J	20	2.6 JEB	< 3.7 U	8.4 EB	25 EB	4.6 JEB	28 JEB	8900	140 EB	14 EB
NITROBENZENE	98-95-3	ug/kg	< 240 U	< 200 U	< 180 U	< 180 U	< 180 U	< 180 U	< 270 U	< 190 U	< 190 U	< 200 U	< 230 U	< 180 U	< 180 U	< 2200 U	< 200 U	< 180 U
N-NITROSODI-N-PROPYLAMINE	621-64-7	ug/kg	R	R	R	R	R	R	< 270 U	< 190 U	< 190 U	< 200 U	< 230 U	< 180 U	< 180 U	< 2200 U	< 200 U	< 180 U
N-NITROSODIPHENYLAMINE	86-30-6	ug/kg	< 240 U	< 200 U	< 180 U	< 180 U	< 180 U	< 180 U	< 270 U	< 190 U	< 190 U	< 200 U	< 230 U	< 180 U	< 180 U	< 2200 U	< 200 U	< 180 U
PENTACHLOROPHENOL	87-86-5	ug/kg	< 9.3 U	< 7.7 U	< 7.1 U	< 7.0 U	< 7.0 U	< 7.1 U	< 11 U	< 7.5 U	< 7.6 U	< 7.7 U	< 9.2 U	< 7.1 U	< 7.1 U	< 4300 U	< 7.8 U	< 7.1 U
PHENANTHRENE	85-01-8	ug/kg	32	2.0 J	170	24	190	8.4	580	140	0.94 J	280	1100	260 J	540	20000	710	180
PHENOL	108-95-2	ug/kg	R	R	R	R	R	R	< 530 U	< 370 U	< 370 U	< 380 U	< 450 U	< 350 U	< 350 U	< 4300 U	< 380 U	< 350 U
PYRENE	129-00-0	ug/kg	53	4.5	250	47	220	12	580	140 J	1.8 J	270	1300	300	370	73000	620	190

Table 12
Phase 2 Reach Floodplain Soil Analytical Results
Phase 2 Data Evaluation Summary Memorandum
Lower Neponset River
Boston and Milton, Massachusetts

Analyte	CAS Number	Units	24D-0037 24D-0037-BS 7/15/2024 N 1 - 1.5 ft	24D-0038 24D-0038-AS 7/15/2024 N 0 - 1 ft	24D-0038 24D-0038-BS 7/15/2024 N 1 - 2 ft	24D-0038 24D-0038-CS 7/15/2024 N 2 - 3 ft	24D-0039 24D-0039-AS 7/16/2024 N 0 - 1 ft	24D-0039 24D-0039-BS 7/16/2024 N 1 - 1.2 ft	24D-0040 24D-0040-AS 7/16/2024 N 0 - 1 ft	24D-0041 24D-0041-AS 7/16/2024 N 0 - 1 ft	24D-0042 24D-0042-AS 7/11/2024 N 0 - 1 ft	24D-0042 24D-0042-BS 7/11/2024 N 1 - 2 ft	24D-0042 24D-0042-CS 7/11/2024 N 2 - 3 ft	24D-0043 24D-0043-AS 7/11/2024 N 0 - 1 ft	24D-0043 24D-0043-BS 7/11/2024 N 1 - 2 ft	24D-0043 24D-0043-CS 7/11/2024 N 2 - 3 ft	24D-0044 24D-0044-AS 7/9/2024 N 0 - 1 ft	24D-0044 24D-0044-BS 7/9/2024 N 1 - 2 ft
PCDD/F																		
1,2,3,4,6,7,8-HpCDD	35822-46-9	pg/g	116 EB	152 EB	103 EB	142 EB	75.2 EB	17 EB	6.86 EB	51 EB	473	337	333	849	1070	1670	1120	527
1,2,3,4,6,7,8-HpCDF	67562-39-4	pg/g	43.6 JEB	50.6 JEB	44.2 JEB	44.2 JEB	30.6 EB	7.26 EB	2.54 EB	26.8 EB	309	166	133	445	553	515	921 J	281 J
1,2,3,4,7,8,9-HpCDF	55673-89-7	pg/g	2.82 J	1.73 JN	2.52 J	< 3.13 UJ	1.57 JN	< 0.29 U	< 0.368 U	1.21 JN	11	6.2	5.95	14.6	19.3	28.8	20.6 J	9.28 J
1,2,3,4,7,8-HxCDD	39227-28-6	pg/g	1.61 J	2.24 J	1.45 J	< 3.23 UJ	1.13 J	< 0.34 U	< 0.354 U	0.954 J	5.59	3.39	3.08	7.51	9.28	12.3	10.9	5.62
1,2,3,4,7,8-HxCDF	70648-26-9	pg/g	4.07 J	3.71 J	3.25 JN	4.99 J	1.44 JN	0.57 J	< 0.399 U	2.12 J	17.5	10.6	6.77	26.5	36.7	37.7	38.8	11.9
1,2,3,6,7,8-HxCDD	57653-85-7	pg/g	5.98	8.07	5.45 JN	< 3.5 UJ	3.65	0.936 J	< 0.376 U	2.45	25.4	17.3	14.9	43.3	54.9	86.3	64.3	29.7
1,2,3,6,7,8-HxCDF	57117-44-9	pg/g	2.29	2.28 J	1.96 J	5.55	0.889 JN	< 0.461 U	< 0.418 U	1.44 J	10.9	5.93	4.15 JN	14.2	19.2	19.6	19.7 J	7 J
1,2,3,7,8,9-HxCDD	19408-74-3	pg/g	3.93	5.85	3.02	< 2.95 UJ	2.21 J	0.629 JN	0.417 JN	1.58 J	13.6	9.34	7.09	22.5	26.3	30.8	30.5	14.3
1,2,3,7,8,9-HxCDF	72918-21-9	pg/g	< 0.459 U	< 0.315 U	< 0.322 U	< 3.81 UJ	< 0.711 U	< 0.552 U	< 0.48 U	< 0.477 U	< 0.578 U	< 0.676 U	< 0.48 U	< 0.695 U	< 1.54 U	< 1.28 U	< 1.01 U	< 0.809 U
1,2,3,7,8-PeCDD	40321-76-4	pg/g	1.03 JN	0.81 JN	0.974 JN	< 9.25 UJ	< 0.525 UJ	< 0.402 UJ	< 0.496 UJ	< 0.548 UJ	2.56	1.48 JN	1.35 J	3.7 J	4.74 JN	5.58 JN	6.11	3.06
1,2,3,7,8-PeCDF	57117-41-6	pg/g	0.935 J	0.663 J	0.949 J	< 7.84 UJ	< 0.514 U	< 0.368 U	< 0.435 U	< 0.367 U	2.92	2.23 J	1.66 J	4.25	11	7.93	7.07	2.85
2,3,4,6,7,8-HxCDF	60851-34-5	pg/g	2.73 J	3.3 J	3.16 J	< 4.53 UJ	2.04 JN	0.683 J	< 0.436 UJ	1.56 JN	11.4	7.73	6.09	15.1	25.8	34.3	23.1 J	10.5 J
2,3,4,7,8-PeCDF	57117-31-4	pg/g	6.07 J	5.34 J	6.16 J	< 8.09 UJ	0.563 JN	0.948 J	< 0.435 U	1.69 J	16.2 J	12 J	10.5 J	20.8 J	51.8 J	58.2 J	35.2 J	16.5 J
2,3,7,8-TCDD	1746-01-6	pg/g	< 0.904 UJ	< 0.978 UJ	< 0.911 UJ	< 10.5 UJ	< 0.980 UJ	< 0.990 UJ	< 0.986 UJ	< 0.880 UJ	1.12 J	< 0.962 UJ	< 0.975 UJ	1.45 J	1.38 JN	2.55 J	< 0.926 UJ	< 0.990 UJ
2,3,7,8-TCDF	51207-31-9	pg/g	1.83 J	1.54 J	1.84 J	< 6.07 UJ	< 1.02 UJ	< 0.647 UJ	< 0.64 UJ	< 0.857 UJ	5.99	5.7	3.61	7.93	16.2	18	15.5	7.64
OCDD	3268-87-9	pg/g	860	773	730	789	517	119	44.9	327	3020	2450	3070	5600	7520	15100 J	8640	4280
OCDF	39001-02-0	pg/g	55 J	50.4 J	49.5 J	49.8 JN	36.6	9.64	4.26 J	38.2	349	197	233	474	576	713	745 J	287 J
Total HpCDD	RA_Total_HpCDD	pg/g	227	269	183.4	248	136.4	30	11.92	93.8	826	591	827	1614	1897	3030	2028	941
Total HpCDF	RA_Total_HpCDF	pg/g	101.045	106.502	99.932	97	71.07	16.36	5.68	54.91	600.74	335.2	314.95	896.4	1170.96	1351	1752.9	609.93
Total HxCDD	RA_Total_HxCDD	pg/g	38.83	53.969	34.58	29.91 U	23.38	4.903	1.407	16.474	161.44	110.01	92.397	275.72	332.44	415.05	427.75	181.08
Total HxCDF	RA_Total_HxCDF	pg/g	49.293	57.737	53.929	48.04	33.679	8.815	1.666 U	27.74	247.52	154.104	129.1	340.81	526.68	666.27	597	240.836
Total PeCDD	RA_Total_PeCDD	pg/g	1.727	5.119	5.179	< 9.25 U	< 0.525 U	< 0.402 U	< 0.496 U	< 0.548 U	22.807	16.406	10.622	34.7	42.69	47.94	58.39	24.4
Total PeCDF	RA_Total_PeCDF	pg/g	34.718	39.333	45.06	< 8.09 U	16.633	5.538	< 0.487 U	11.98	129.893	106.615	94.698	170.388	440.48	500.96	283.363	134.774
Total TCDD	RA_Total_TCDD	pg/g	< 0.904 U	< 0.978 U	< 0.911 U	< 10.5 U	< 0.980 U	< 0.990 U	< 0.986 U	< 0.880 U	7.448	3.32 U	1.952 U	11.484	15.65	19.14	10.65 U	5.32 U
Total TCDF	RA_Total_TCDF	pg/g	36.483	33.65	36.194	< 6.07 U	< 1.02 U	< 0.647 U	< 0.64 U	< 0.857 U	110.093	86.807	72.276	138.88	347.81	499.4	242.03	106.982
Total PCDD/F TEQ (Bird)	RA-TEQ-B-DF	pg/g	11.1375	10.22064	10.98305	1.72188	1.76616	1.248024	0.078876	2.79982	36.0454	25.4292	20.3918	48.9959	94.6356	107.5303	81.3895	36.3195
Total PCDD/F TEQ (Fish)	RA-TEQ-F-DF	pg/g	6.68805	6.53599	6.4883	1.72188	1.79426	0.717414	0.041346	2.24192	23.4004	14.5876	12.3772	32.2044	54.6046	63.6968	50.871	21.911
Total PCDD/F TEQ (Mammal)	RA-TEQ-M-DF	pg/g	7.02175	7.42121	6.59452	3.16764	2.54458	0.847392	0.150448	2.41706	26.6063	17.032	14.8292	40.1297	59.6798	76.6098	60.5936	26.3044
PCB Congeners																		
PCB-001	2051-60-7	ng/g	4.64 J	13.3 J	2.2 J	1.02 J	< 0.0333 UJ	1.62 J	< 0.0339 UJ	3.42 J	65.3 J	27.2	2.19	31.6	24.6 J	28.5 J	11.9 J	11.9 J
PCB-002	2051-61-8	ng/g	< 0.0436 U	< 0.0471 U	< 0.0439 U	< 0.0453 U	< 0.0466 UJ	< 0.0477 UJ	< 0.0476 UJ	< 0.042 UJ	0.996 J	0.462 J	< 0.0469 UJ	0.321 J	0.917	25.2	0.391	6.29
PCB-003	2051-62-9	ng/g	3.94 J	6.53 J	2.45 J	0.492 J	< 0.048 UJ	< 0.0491 UJ	< 0.0489 UJ	1.39 J	31.6 J	15.4 J	1.55 J	11.2 J	16.3	200 J	8.11 J	24.8 J
PCB-004/010	PCB-4/10	ng/g	7.49 J	37.7 J	5.53 J	2.92 J	< 0.0837 U	4.48	< 0.0855 U	7.65	113 J	81.7 J	8.96	149 J	163 J	539 J	48.9 J	68.5 J
PCB-005/008	PCB-5/8	ng/g	17.9 J	46 J	8.75 J	6.96 J	< 0.077 U	4.29	< 0.0785 U	7.4	129 J	112 J	11.5	151 J	143 J	712 J	68.5 J	121 J
PCB-006	25569-80-6	ng/g	2.94 J	8.04 J	1.4 J	1.4 J	< 0.0451 UJ	0.765 J	< 0.046 UJ	0.934 J	22	13.9	2.71	20.4	44.3 J	627 J	15.6 J	192 J
PCB-007/009	PCB-7/9	ng/g	0.683 J	1.19 J	0.307 J	0.377 J	< 0.0847 UJ	< 0.0868 UJ	< 0.0864 UJ	< 0.0764 UJ	4.08	2.5	0.538	2.66	4.47 J	45.5 J	2.75	12
PCB-011	2050-67-1	ng/g	0.555 J	1.19 J	0.458 J	0.182 J	< 0.0441 U	< 0.0452 U	< 0.045 U	< 0.0398 U	5.72	1.93	0.673	3.02	8.86 J	47.5 J	4.71	9.11
PCB-012/013	PCB-12/13	ng/g	1.51 J	3.61 J	1.76 J	0.579 J	< 0.109 UJ	< 0.112 UJ	< 0.112 UJ	0.427 J	18	6.42	1.85	8.96	32.1 J	264 J	17 J	34.6 J
PCB-014	34883-41-5	ng/g	< 0.0404 U	< 0.0436 U	< 0.0406 U	< 0.0419 U	< 0.0431 U	< 0.0442 U	< 0.044 U	< 0.0389 U	< 0.0443 U	< 0.0429 U	< 0.0434 U	< 0.0424 U	< 0.0431 U	< 0.0432 U	< 0.0413 U	< 0.0442 U
PCB-015	2050-68-2	ng/g	25.8 J	31.8 J	31.9 J	7.76 J	0.531	1.31	< 0.0405 U	4.37	172 J	61.3 J	19.6	83.9 J	490 J	1770 J	169 J	85.9 J
PCB-016/032	PCB-16/32	ng/g	9.61	27.8	24.4	6.78	0.464	2.41	< 0.116 U	3.77	155 J	71.1 J	32.6	84.7 J	637 J	2590 J	262 J	201 J
PCB-017	37680-66-3	ng/g	6.37	19.1	9.16	3.72	< 0.053 U	2.27	< 0.0541 U	2.64	62.8 J	50.3 J	12.4	58.5 J	377 J	1610 J	136 J	99.9 J
PCB-018	37680-65-2	ng/g	6.16	9.49	14.6	5.09	< 0.0611 UJ	0.651 J	< 0.0624 UJ	0.762 J	31.2	21	7.04	19.7	325 J	2930 J	130 J	231 J
PCB-019	38444-73-4	ng/g	2.51 J	8.8 J	3.69 J	0.73 J	< 0.0418 U	1.11	< 0.0426 U	2	51.9 J	24.5	10.3	42 J	187 J	629 J	39.6 J	32.4
PCB-020/021/033	PCB-20/21/33	ng/g	2.58 J	3.34 J	5.99 J	3.79 J	< 0.138 UJ	< 0.141 UJ	< 0.14 UJ	0.432 J	9.74	7.69	3.14	6.26	97.1 J	675 J	57.3 J	57.9 J
PCB-022	38444-85-8	ng/g	3.33 J	4.31 J	7.57 J	2.66 J	< 0.0456 UJ	< 0.0468 UJ	< 0.0466 UJ	0.393 J	14.3	11.1	3.49	7.33	144 J	1220 J	77.5 J	86.9 J
PCB-023/034	PCB-23/34	ng/g	< 0.0753 U	0.393	0.336	< 0.0782 U	< 0.0805 U	< 0.0824 U	< 0.0821 U	< 0.0726 U	1.75	0.821	< 0.081 U	1.22	8.1	44.5 J	3.79	4.48
PCB-024/027	PCB-24/27	ng/g	1.89 J	6.51 J	4.82 J	0.998 J	< 0.0926 U	0.539	< 0.0945 U	0.983	40.8 J	15.4	6.33	27.9	119 J	347 J	42.3 J	21.5 J
PCB-025	55712-37-3	ng/g	2.75	8.45	5.69	1.85	< 0.0456 UJ	0.404 J	< 0.0466 UJ	0.679 J	42.4 J	17.9	5.97	21.8	160 J	1070 J	85.5 J	124 J
PCB-026	38444-81-4	ng/g	4.53	12.7	13.6	4.22	< 0.0373 UJ	0.413 J	< 0.0381 UJ	1.29 J	60 J	26.2	10.1	31.2	247 J	1910 J	139 J	242 J
PCB-028	7012-37-5	ng/g	36.3 J	31.1	88.3 J	25	0.738 J	1.15 J	< 0.0434 UJ	2.62 J	130 J	87.5 J	28.8	58.8 J	889 J	2940 J	538 J	234 J
PCB-029	15862-07-4	ng/g	< 0.0529 U	< 0.0571 U	< 0.0532 U	< 0.0549 U	< 0.0565 U	< 0.0578 U	< 0.0576 U	< 0.0509 U	< 0.058 UJ	< 0.0562 UJ	< 0.0569 UJ	< 0.0556 UJ	< 0.0564 U	2.8	< 0.054 U	< 0.0579 U
PCB-030	35693-92-6	ng/g	< 0.0527 U	< 0.0569 U	< 0.053 U	< 0.0547 U	< 0.0563 U	< 0.0576 U	< 0.0574 U	< 0.0508 U	< 0.0578 UJ	< 0.056 UJ	< 0.0567 UJ	< 0.0554 UJ	0.588	2.27	< 0.0538 U	< 0.0577 U
PCB-031	16606-02-3	ng/g	18.9	24.9	39.9 J	13.6	0.598 J	1.29 J	< 0.0547 UJ	2.08 J	109 J	56.3 J	19.1	56.8 J	568 J	4480 J	317 J	327 J
PCB-035	37680-69-6	ng/g	< 0.0494 UJ	0.307 J	0.583 J	< 0.0513 UJ	< 0.0528 UJ	< 0.0541 UJ	< 0.0539 UJ	< 0.0476 UJ	1.35 J+	0.575 J+	< 0.0532 U	0.53 J+	6.4 J	27.8 J	4.62 J+	1.4 J+
PCB-036	38444-87-0	ng/g	< 0.0391 U	< 0.0423 U	< 0.0393 U	< 0.0406 U	< 0.0418 U	< 0.0428 U	< 0.0426 U	< 0.0377 U	< 0.0429 U	< 0.0416 U	< 0.0421 U	< 0.0411 U	< 0.0417 U	< 0.0418 U	< 0.04 U	< 0.0428 U
PCB-037	38444-90-5	ng/g	19.3 J	7.88 J	21.9 J	8.5 J	< 0.0491 UJ	< 0.0503 UJ	< 0.0501 UJ	0.925 J	30.1	19.2	7.65	16.1	210 J	966 J	108 J	49.1 J
PCB-038	53555-66-1	ng/g	< 0.0586 U	< 0.0634 U	< 0.059 U	< 0.0609 U	< 0.0627 U	< 0.0642 U	< 0.0639 U	< 0.0565 U	< 0.0644 U	< 0.0624 U	< 0.0631 U	< 0.0617 U	< 0.0626 U	< 0.0628 U	< 0.0599 U	< 0.0642 U
PCB-039	38444-88-1	ng/g	< 0.0378 U	0.253	< 0.0381 U	< 0.0393 U	< 0.0404 UJ	< 0.0414 UJ	< 0.0412 UJ	< 0.0365 UJ	1.26	0.551	< 0.0407 U	0.688	2.88 J	10.8 J	1.37	1.09
PCB-040	38444-93-8	ng/g	1.81 J	2.03 J	10.1 J	5.63 J	< 0.0485 U	< 0.0497 U	< 0.0495 U	0.438	5.61	5.3	5.46	6.4	60.3 J	269 J	50.5 J	47.1 J
PCB-041/064	PCB-41/64	ng/g	21.7 J	14.3 J	57.1 J	18.8 J	0.401	0.304	< 0.0831 U	1.54	35.1	27.9	18	37.8	283 J	884 J	222 J	123 J
PCB-042	36559-22-5	ng/g	5.46 J	9.09 J	34 J	13.4 J	< 0.102 U	< 0.104 U	< 0.104 U	1.42	32.5	21.3	15.8	28.4	225 J	829 J	135 J	96.4 J
PCB-043/049	PCB-43/49	ng/g	34.1 J	46.8 J	125 J	37.5 J	0.913	1.01	0.286	5.31	169 J	96.5 J	61 J	137 J	752 J	2600 J	465 J	284 J
PCB-044	41464-39-5	ng/g	19.8 J	18.8 J	95.3 J	33.8 J	0.798	0.411	< 0.0604 U	2.43	51.5 J	41 J	33	54.9 J	450 J	1800 J	334 J	272 J
PCB-045	70362-45-7	ng/g	1.69 J	3.49 J	15.2 J	4.37 J	< 0.0416 UJ	< 0.0426 UJ	< 0.0424 UJ	0.622 J	7.97	8.01	7.22	10.4	81.8 J	253 J	69.8 J	45.6 J
PCB-046	41464-47-5	ng/g	0.556 J	1.01 J	3.83 J	1.72 J	< 0.0464 UJ	< 0.0475 UJ	< 0.0474 UJ	0.204 J	4.75	3.5	2.33	3.5	36.7 J	184 J	21.3 J	21.6 J
PCB-047/048/075	PCB-47/48/75	ng/g	18.9 J	44.4 J	85.2 J	25.2 J	0.761	0.852	0.269	5.42	177 J	95.5 J	58.6 J	166 J	610 J	1300 J	357 J	133 J
PCB-050	62796-65-0	ng/g	< 0.0518 U	0.394	0.436	< 0.0537 U	< 0.0553 U	< 0.0567 U	< 0.0564 U	< 0.0499 U	1.67	0.806	0.548	1.25	4.9	11.5	2.67	1.16
PCB-051	68194-04-7	ng/g	1.23	4.87	7.38	2.1	< 0.0466 U	0.212	< 0.0476 U	0.652	25.8	13.4	8.36	20.7	85.9 J	218 J	40.4 J	19.8
PCB-052/073	PCB-52/73	ng/g	52.2 J	42.6 J	142 J	38.3 J	1.17	0.8	0.356	3.88	131 J	85.4 J	54.5 J	137 J	688 J	2480 J	474 J	332 J
PCB-053	41464-41-9	ng/g	3.67 J	9.44 J	22.8 J	5.18 J	< 0.0418 U	0.328	< 0.0426 U	0.966	43.3 J	23.9	13.8	44.7 J	170 J	556 J	92.7 J	57.9 J
PCB-054	15968-05-5	ng/g	0.147 J	0.428	0.577	0.1 J	< 0.0464 U	< 0.0475 U	< 0.0474 U	< 0.0419 U	3.13	1.42	0.758	2.9	7.55	16.8	3.19	1.17
PCB-055	74338-24-2	ng/g	< 0.072 UJ	0.184 J	1.05 J	0.233 J	< 0.077 UJ	< 0.0788 UJ	< 0.0785 UJ	< 0.0694 UJ	0.695	0.37	< 0.0775 U	0.331	5.23	14.8	4.11	1.97

Table 12
Phase 2 Reach Floodplain Soil Analytical Results
Phase 2 Data Evaluation Summary Memorandum
Lower Neponset River
Boston and Milton, Massachusetts

Analyte	CAS Number	Units	24D-0037 24D-0037-BS 7/15/2024 N 1 - 1.5 ft	24D-0038 24D-0038-AS 7/15/2024 N 0 - 1 ft	24D-0038 24D-0038-BS 7/15/2024 N 1 - 2 ft	24D-0038 24D-0038-CS 7/15/2024 N 2 - 3 ft	24D-0039 24D-0039-AS 7/16/2024 N 0 - 1 ft	24D-0039 24D-0039-BS 7/16/2024 N 1 - 1.2 ft	24D-0040 24D-0040-AS 7/16/2024 N 0 - 1 ft	24D-0041 24D-0041-AS 7/16/2024 N 0 - 1 ft	24D-0042 24D-0042-AS 7/11/2024 N 0 - 1 ft	24D-0042 24D-0042-BS 7/11/2024 N 1 - 2 ft	24D-0042 24D-0042-CS 7/11/2024 N 2 - 3 ft	24D-0043 24D-0043-AS 7/11/2024 N 0 - 1 ft	24D-0043 24D-0043-BS 7/11/2024 N 1 - 2 ft	24D-0043 24D-0043-CS 7/11/2024 N 2 - 3 ft	24D-0044 24D-0044-AS 7/9/2024 N 0 - 1 ft	24D-0044 24D-0044-BS 7/9/2024 N 1 - 2 ft
PCB-056/060	PCB-56/60	ng/g	37.8 J	12.1 J	69.4 J	20.2 J	0.549 J	< 0.17 UJ	< 0.17 UJ	1.6 J	25.7	23.9	12.2	22.3	244 J	628 J	181 J	55 J
PCB-057	70424-67-8	ng/g	0.394 J	0.516 J	0.784 J	< 0.0398 UJ	< 0.041 U	< 0.042 U	< 0.0418 U	< 0.037 U	2.28	0.913	0.572	1.77	8.34 J	21.6 J	4.83	2.79
PCB-058	41464-49-7	ng/g	0.182 J	0.18 J	0.336 J	< 0.0504 UJ	< 0.0518 U	< 0.0531 U	< 0.0529 U	< 0.0468 U	0.541	0.374	< 0.0522 U	0.45	2.06	5.25	1.55	0.927
PCB-059	74472-33-6	ng/g	1.24 J	1.91 J	8.34 J	2.47 J	< 0.0704 U	< 0.0721 U	< 0.0718 U	0.325	3.81	3.35	2.69	4.01	35.1	103 J	30.1	18.3
PCB-061/074	PCB-61/74	ng/g	28.8 J	11.6 J	47.6 J	14.1 J	0.404	0.205	< 0.0886 U	1.09	39.6	28.2	18.9	23	290 J	844 J	182 J	62.4 J
PCB-062	54230-22-7	ng/g	< 0.0438 U	< 0.0473 U	< 0.0441 U	< 0.0455 U	< 0.0468 U	< 0.0479 U	< 0.0478 U	< 0.0422 U	< 0.0481 U	< 0.0466 U	< 0.0471 U	< 0.0461 U	< 0.0467 U	< 0.0469 U	< 0.0448 U	< 0.048 U
PCB-063	74472-34-7	ng/g	3.39 J	2.37 J	4.86 J	1.33 J	< 0.0377 U	< 0.0386 U	< 0.0385 U	0.233	9.76	5.51	3.39	7.85	41.5 J	101 J	24.5 J	9.54 J
PCB-065	33284-54-7	ng/g	< 0.0612 U	< 0.0661 U	< 0.0616 U	< 0.0635 U	< 0.0654 U	< 0.067 U	< 0.0667 U	< 0.059 U	< 0.0672 U	< 0.0651 U	< 0.0658 U	< 0.0643 U	< 0.0653 U	< 0.0655 U	< 0.0625 U	< 0.067 U
PCB-066/080	PCB-66/80	ng/g	82.7 J	30.5 J	134 J	48.7 J	1.15	0.472	0.155 J	3.44	67.6 J	52.1 J	39.3 J	54.4 J	502 J	1230 J	349 J	118 J
PCB-067	73575-53-8	ng/g	0.914 J	0.708 J	3.47 J	0.931 J	< 0.0594 U	< 0.0608 U	< 0.0606 U	< 0.0536 U	2.69	1.79	1.25	1.43	20	55.4 J	13.3 J	4.36 J
PCB-068	73575-52-7	ng/g	1.04 J	1.09 J	1.12 J	< 0.0673 UJ	< 0.0692 U	< 0.0709 U	< 0.0706 U	0.171 J	4.51	1.94	1.34	4.53	8.18	17.4	5.27	3.77
PCB-069	60233-24-1	ng/g	< 0.0485 U	< 0.0524 U	< 0.0488 U	< 0.0504 U	< 0.0518 U	< 0.0531 U	< 0.0529 U	< 0.0468 U	1.01	< 0.0516 U	< 0.0522 U	< 0.051 U	2.93	6.05	1.37	< 0.0531 U
PCB-070	32598-11-1	ng/g	76.7 J	26.6 J	138 J	51 J	1.32	0.422	0.216	2	56.9 J	48.7 J	34.3	55.5 J	498 J	1200 J	357 J	117 J
PCB-071	41464-46-4	ng/g	4.89 J	10.2 J	32.3 J	12.4 J	0.313	0.318	< 0.0616 U	1.54	40.1 J	22.3	14.9	33	218 J	699 J	127 J	81.8 J
PCB-072	41464-42-0	ng/g	0.937 J	1.38 J	1.57 J	0.393 J	< 0.0536 U	< 0.0549 U	< 0.0547 U	0.249	4.91	2.45	1.4	5.05	11.4 J	23.6 J	7.83	3.59
PCB-076	70362-48-0	ng/g	< 0.0717 U	< 0.0775 U	< 0.0721 U	< 0.0744 U	< 0.0766 U	< 0.0784 U	< 0.0781 U	< 0.0691 U	< 0.0787 U	< 0.0762 U	< 0.0771 U	< 0.0754 U	< 0.0765 U	< 0.0767 U	< 0.0733 U	< 0.0785 U
PCB-077	32598-13-3	ng/g	15.8 J	4.66 J	13.7 J	7.21 J	0.331 J	< 0.0394 UJ	< 0.0393 UJ	0.536 J	12.1 J+	9.03 J+	7.62 J+	12.3 J+	62.1 J	175 J	45.7 J	16.6 J
PCB-078	70362-49-1	ng/g	< 0.0746 U	< 0.0806 U	< 0.075 U	< 0.0774 U	< 0.0797 U	< 0.0816 U	< 0.0813 U	< 0.0719 U	< 0.0819 U	< 0.0793 U	< 0.0803 U	< 0.0784 U	< 0.0796 U	< 0.0798 U	< 0.0762 U	< 0.0816 U
PCB-079	41464-48-6	ng/g	< 0.0418 U	< 0.0452 U	< 0.0421 U	< 0.0434 U	< 0.0447 U	< 0.0458 U	< 0.0456 U	< 0.0403 U	< 0.0459 U	< 0.0445 U	< 0.045 U	< 0.044 U	< 0.0446 U	< 0.0448 U	< 0.0427 U	< 0.0458 U
PCB-081	70362-50-4	ng/g	1.79 J	0.348 J	1.33 J	0.71 J	< 0.0708 U	< 0.0725 U	< 0.0722 U	< 0.0639 U	0.695 J+	0.676 J+	0.408 J+	1.34 J+	5.03 J+	8.74 J+	3.7 J	1.27 J
PCB-082	52663-62-4	ng/g	8.13 J	2.67 J	10.3 J	6.2 J	< 0.0752 U	< 0.0771 U	< 0.0768 U	< 0.0679 U	4.71	4.61	4.22	8.48	36.2	78.2 J	30.1 J	16.4 J
PCB-083/109	PCB-83/109	ng/g	3.34 J	1.53 J	4.08 J	2.47 J	< 0.173 U	< 0.177 U	< 0.176 U	< 0.156 U	3.85	3.08	3.02	6.48	19.7	36.1	15 J	7.08 J
PCB-084	52663-60-2	ng/g	13.4 J	5.15 J	17.4 J	8.87 J	< 0.0679 U	< 0.0695 U	< 0.0693 U	0.668	10.7	10.6	8.85	20.1	72.4 J	149 J	58.3 J	33.2 J
PCB-085/120	PCB-85/120	ng/g	21.9 J	6.18 J	20 J	12 J	0.814	< 0.114 U	0.383	0.698	10.9	10.3	9.59	19	71.8 J	129 J	62.2 J	28.1 J
PCB-086/097	PCB-86/97	ng/g	22.7 J	6.83 J	22.7 J	12.6 J	0.548	< 0.131 U	< 0.13 U	0.65	11.8	12.1	10.2	21.8	85.2 J	159 J	67 J	29.5 J
PCB-087/115/116	PCB-87/115/116	ng/g	41.6 J	10.3 J	34.3 J	19 J	0.756	< 0.321 U	< 0.32 U	1.14	21.2	19.3	15	37	124 J	224 J	102 J	42.7 J
PCB-088/121	PCB-88/121	ng/g	< 0.144 UJ	< 0.156 UJ	0.531 J	0.228 J	< 0.154 U	< 0.158 U	< 0.157 U	< 0.139 U	0.458	< 0.154 U	< 0.155 U	< 0.152 U	< 0.154 U	2.67	1.25	0.51
PCB-089/090/101	PCB-89/90/101	ng/g	75.9 J	19.7 J	58.4 J	29.9 J	1.54	0.696	0.421	2.15	42.4 J	39 J	30.7	75.8 J	233 J	397 J	178 J	70.1 J
PCB-091	68194-05-8	ng/g	12.2 J	6.92 J	14.9 J	7.53 J	0.245	< 0.0691 U	< 0.0689 U	0.93	17.9	12.7	9.62	24.6	74.2 J	134 J	55.6 J	25 J
PCB-092	52663-61-3	ng/g	12.9 J	5.65 J	10.8 J	5.22 J	< 0.0282 U	< 0.0289 U	< 0.0288 U	0.72	15	10.7	7.92	23.2	56.2 J	95.5 J	42 J	17.2 J
PCB-093/095	PCB-93/95	ng/g	48.7 J	15.6 J	47.4 J	21.1 J	1.04	0.53	0.333	1.59	31.8	32.5	25.6	62.5 J	205 J	336 J	164 J	76.2 J
PCB-094	73575-55-0	ng/g	0.501 J	0.67 J	1.14 J	0.407 J	< 0.046 U	< 0.0471 U	< 0.047 U	< 0.0415 U	2.23	1.31	1.04	2.59	6.03	9.5	3.83 J	1.61 J
PCB-096	73575-54-9	ng/g	0.445 J	0.43 J	1.3 J	0.697 J	< 0.0592 U	< 0.0606 U	< 0.0604 U	< 0.0534 U	1.13	0.917	0.7	1.6	5.58	10.7	4.5 J	2.62 J
PCB-098/102	PCB-98/102	ng/g	2.06 J	1.95 J	4.88 J	2.6 J	< 0.0971 U	< 0.0994 U	< 0.0991 U	0.302	5.28	3.93	3.16	7.2	27.3	44.9 J	18.7 J	8.24 J
PCB-099	38380-01-7	ng/g	40 J	13.5 J	36.5 J	21 J	0.952	0.533	0.478	1.56	29	24.3	20.3	46.1 J	156 J	264 J	119 J	45.4 J
PCB-100	39485-83-1	ng/g	0.351 J	0.686 J	0.846 J	0.266 J	< 0.0565 U	< 0.0578 U	< 0.0576 U	< 0.0509 U	2.97	1.1	0.726	2.21	3.8	6.24	2.53 J	0.864 J
PCB-103	60145-21-3	ng/g	0.63	0.589	0.868	0.303	< 0.057 U	< 0.0584 U	< 0.0582 U	< 0.0515 U	2.12	1.12	0.655	2.16	4.75 J	8.87 J	3.16 J	1.27 J
PCB-104	56558-16-8	ng/g	< 0.0409 U	< 0.0442 U	< 0.0412 U	< 0.0425 U	< 0.0437 UJ	< 0.0448 UJ	< 0.0446 UJ	< 0.0394 UJ	0.369	< 0.0435 U	< 0.044 U	< 0.043 U	< 0.0436 U	0.317	< 0.0418 U	< 0.0448 U
PCB-105/127	PCB-105/127	ng/g	48.3 J	8.69 J	32.9 J	15.7 J	0.592	< 0.0703 U	< 0.0701 U	0.839	17.2	16.6	13.2	28.6	112 J	194 J	93 J	30.1 J
PCB-106/118	PCB-106/118	ng/g	93.5 J	19.5 J	58.1 J	32.9 J	1.47	0.588	0.276	2.17	41.9 J	38.6 J	31.2	71.6 J	229 J	392 J	185 J	61.2 J
PCB-107/108	PCB-107/108	ng/g	7.15 J	1.89 J	4.83 J	2.66 J	< 0.124 U	< 0.127 U	< 0.126 U	< 0.112 U	4.64	3.47	2.91	6.71	20.7	36.3	16.6 J	5.4 J
PCB-110	38380-03-9	ng/g	98.4 J	28.4 J	71.9 J	39.6 J	2.27	1.03	0.664	3.35	59.5 J	55.2 J	44.8 J	111 J	320 J	567 J	261 J	114 J
PCB-111/117	PCB-111/117	ng/g	< 0.261 U	< 0.282 U	< 0.262 U	< 0.271 U	< 0.278 U	< 0.285 U	< 0.284 U	< 0.251 U	< 0.286 U	< 0.277 U	< 0.281 U	< 0.274 U	< 0.278 U	< 0.279 U	< 0.266 U	< 0.285 U
PCB-112	74472-36-9	ng/g	0.261 J	0.164 J	0.378 J	< 0.0547 UJ	< 0.0563 U	< 0.0576 U	< 0.0574 U	< 0.0508 U	0.49	0.344	< 0.0567 U	0.723	1.83 J	3.31 J	1.54	0.57
PCB-113	68194-10-5	ng/g	0.206	0.234	< 0.0439 U	< 0.0453 U	< 0.0466 U	< 0.0477 U	< 0.0476 U	< 0.042 U	0.534	< 0.0464 U	< 0.0469 U	0.857	1.81 J	2.88 J	1.1	0.613
PCB-114	74472-37-0	ng/g	2.9 J	0.613 J	1.92 J	1.04 J	< 0.0725 U	< 0.0743 U	< 0.074 U	< 0.0654 U	1.5	1.17	0.944	2.11	9.2	16.3	6.91 J	1.89 J
PCB-119	56558-17-9	ng/g	2.32 J	1.51 J	2.24 J	1.19 J	< 0.0559 U	< 0.0573 U	< 0.057 U	< 0.0504 U	4.49	2.34	1.88	5.06	12.2	21	9.28 J	3.58 J
PCB-122	76842-07-4	ng/g	1.29 J	0.415 J	1 J	0.738 J	< 0.0801 U	< 0.082 U	< 0.0817 U	< 0.0722 U	0.886	0.506	0.631	1.03	4.04 J	7.31 J	3.58 J	1.15 J
PCB-123	65510-44-3	ng/g	2.77 J	0.636 J	1.89 J	1.32 J	< 0.0621 U	< 0.0636 U	< 0.0633 U	< 0.056 U	1.66 J+	1.39 J+	1.07 J+	2.84 J+	8.48 J+	13.2 J+	6.67 J	2.12 J
PCB-124	70424-70-3	ng/g	3.7 J	0.677 J	2.23 J	1.27 J	< 0.0348 U	< 0.0357 U	< 0.0355 U	< 0.0314 U	1.42	1.48	1.33	3.04	8.75	14.7	7.2 J	1.83 J
PCB-125	74472-39-2	ng/g	0.506	< 0.043 U	0.509	< 0.0413 U	< 0.0425 UJ	< 0.0436 UJ	< 0.0434 UJ	< 0.0384 UJ	0.437 J	0.274 J	< 0.0429 UJ	0.393 J	1.48 J	3.11 J	1.2	0.385
PCB-126	57465-28-8	ng/g	0.699 J	< 0.0505 UJ	0.333 J	0.328 J	< 0.0499 UJ	< 0.0511 UJ	< 0.0509 UJ	< 0.045 UJ	0.687 J+	< 0.0497 U	< 0.0503 U	0.804 J+	1.93 J	2.9 J	1.86 J+	< 0.0511 U
PCB-128	38380-07-3	ng/g	15.4 J	2.8 J	5.53 J	4.09 J	0.533	< 0.0705 U	< 0.0703 U	0.421	5.96	6.53	4.67	13.9	25.3	33.4	22.3 J	6.87 J
PCB-129	55215-18-4	ng/g	4.06 J	0.544 J	1.5 J	0.973 J	< 0.0951 U	< 0.0975 U	< 0.0971 U	< 0.0858 U	1.16	1.41	1.27	3.34	6.31 J	8.34 J	5.25 J	1.61 J
PCB-130	52663-66-8	ng/g	4.51 J	0.904 J	1.74 J	1.49 J	< 0.094 U	< 0.0963 U	< 0.0959 U	0.232	2.17	2.39	1.68	4.75	8.84	11.8	8.05 J	2.57 J
PCB-131/142	PCB-131/142	ng/g	1.01 J	0.199 J	0.461 J	0.4 J	< 0.0211 U	< 0.0216 U	< 0.0215 U	< 0.019 U	0.476	0.49	0.478	0.814	1.91 J	2.4 J	1.62 J	0.533 J
PCB-132/168	PCB-132/168	ng/g	22.5 J	4.1 J	9.18 J	6.25 J	0.529	0.258	< 0.142 U	0.63	9.74	9.87	7.58	20.9	43.2 J	58.8 J	36.1 J	11.9 J
PCB-133	35694-04-3	ng/g	0.816 J	0.316 J	0.505 J	0.294 J	< 0.101 U	< 0.103 U	< 0.103 U	< 0.0909 U	1.09	0.583	0.423	1.59	2.26	2.8	1.76 J	0.738 J
PCB-134	52704-70-8	ng/g	3.25 J	0.693 J	1.19 J	0.915 J	< 0.134 U	< 0.137 U	< 0.137 U	< 0.121 U	1.68	1.68	1.12	3.55	6.97	9.16	5.78 J	1.82 J
PCB-135/144	PCB-135/144	ng/g	8.05	2.01	3.71	2.62	0.252	< 0.115 U	< 0.114 U	0.304	5.02	4.23	3.08	9.52	19.1	25.2	15.6 J	5.16 J
PCB-136	38411-22-2	ng/g	6.23 J	1.42 J	2.84 J	1.81 J	0.183 J	< 0.0802 U	< 0.0799 U	0.238	3.43	3.15	2.6	6.91	13.9	19.3	11.5 J	4.09 J
PCB-137	35694-06-5	ng/g	4.98 J	0.886 J	1.9 J	1.64 J	< 0.128 U	< 0.131 U	< 0.13 U	0.174 J	2.41	2.27	1.59	4.69	8.89	11.7	7.55 J	1.92 J
PCB-138/163/164	PCB-138/163/164	ng/g	77 J	13.9 J	28 J	21.2 J	2.05	0.75	0.33	2.33	36.1	33.1	23.7	75.7 J	132 J	169 J	119 J	33.2 J
PCB-139/149	PCB-139/149	ng/g	37.6 J	8.6 J	16.2 J	11.3 J	1.12	0.411	0.214	1.26	21.5	19.4	14.4	42.3 J	83.4 J	113 J	69.8 J	23.1 J
PCB-140	59291-64-4	ng/g	< 0.0579 U	0.138 J	0.147 J	< 0.0601 U	< 0.0619 U	< 0.0634 U	< 0.0632 U	< 0.0558 U	< 0.0636 U	0.261	< 0.0623 U	0.528	0.911	1.06	0.84 J	0.267 J
PCB-141	52712-04-6	ng/g	22.5 J	1.96 J	4.71 J	3.33 J	0.447	< 0.119 U	< 0.119 U	0.301	4.87	4.75	3.46	9.96	20.5	27.3	16.9 J	5.28 J
PCB-143	68194-15-0	ng/g	< 0.0583 U	< 0.063 U	< 0.0587 U	< 0.0605 U	< 0.0623 U	< 0.0638 U	< 0.0635 U	< 0.0562 U	< 0.064 U	< 0.062 U	< 0.0627 U	0.347	< 0.0622 U	1.02	0.496	< 0.0638 U
PCB-145	74472-40-5	ng/g	< 0.0728 U	< 0.0786 U	< 0.0732 U	< 0.0755 U	< 0.0777 U	< 0.0796 U	< 0.0793 U	< 0.0701 U	< 0.0799 U	< 0.0774 U	< 0.0783 U	< 0.0765 U	0.183 J	0.2	0.101 J	< 0.0797 U
PCB-146	51908-16-8	ng/g	6.43 J	1.67 J	2.73 J	2.03 J	0.231	< 0.0569 U	< 0.0566 U	0.25	4.55	3.51	2.57	8.12	14.5	18.8	12.2 J	3.95 J
PCB-147	68194-13-8	ng/g	1.66 J	0.881 J	0.849 J	0.512 J	< 0.0752 U	< 0.0771 U	< 0.0768 U	0.202	2.96	1.48	0.795	3.21	4.55	5.8	3.39 J	1.04 J
PCB-148	74472-41-6	ng/g	< 0.0628 U	< 0.0679 U	< 0.0632 U	< 0.0652 U	< 0.0671 U	< 0.0687 U	< 0.0685 U	< 0.0605 U	0.259	< 0.0668 U	< 0.0676 U	0.247	0.324	0.348	0.218	< 0.0688 U
PCB-150	68194-08-1	ng/g	0.124 J	< 0.0779 U	< 0.0725 U	< 0.0748 U	< 0.077 U	< 0.0788 U	< 0.0785 U	< 0.0694 U	0.251	0.111 J	< 0.0775 U	0.237	0.294	0.348	0.243	< 0.0789 U
PCB-151	52663-63-5	ng/g	7.74 J	2.37 J	3.79 J	2.64 J	0.288	< 0.061 U	< 0.0608 U	0.347	6.2	4.77	3.67	10.6	20.9	27.8	16.8 J	5.84 J
PCB-152	68194-09-2	ng/g	0.141 J	0.0867 J	0.104 J	< 0.0827 U	< 0.0851 U	< 0.0872 U	< 0.0868 U	< 0.0768 U	0.278	0.132 J	< 0.0857 U	0.283	0.428	0.594	0.404	0.13 J

Table 12
Phase 2 Reach Floodplain Soil Analytical Results
Phase 2 Data Evaluation Summary Memorandum
Lower Neponset River
Boston and Milton, Massachusetts

Analyte	CAS Number	Units	24D-0037 24D-0037-BS 7/15/2024 N 1 - 1.5 ft	24D-0038 24D-0038-AS 7/15/2024 N 0 - 1 ft	24D-0038 24D-0038-BS 7/15/2024 N 1 - 2 ft	24D-0038 24D-0038-CS 7/15/2024 N 2 - 3 ft	24D-0039 24D-0039-AS 7/16/2024 N 0 - 1 ft	24D-0039 24D-0039-BS 7/16/2024 N 1 - 1.2 ft	24D-0040 24D-0040-AS 7/16/2024 N 0 - 1 ft	24D-0041 24D-0041-AS 7/16/2024 N 0 - 1 ft	24D-0042 24D-0042-AS 7/11/2024 N 0 - 1 ft	24D-0042 24D-0042-BS 7/11/2024 N 1 - 2 ft	24D-0042 24D-0042-CS 7/11/2024 N 2 - 3 ft	24D-0043 24D-0043-AS 7/11/2024 N 0 - 1 ft	24D-0043 24D-0043-BS 7/11/2024 N 1 - 2 ft	24D-0043 24D-0043-CS 7/11/2024 N 2 - 3 ft	24D-0044 24D-0044-AS 7/9/2024 N 0 - 1 ft	24D-0044 24D-0044-BS 7/9/2024 N 1 - 2 ft
PCB-153	35065-27-1	ng/g	43.6 J	8.94 J	17 J	12.7 J	1.3	0.533	0.25	1.5	23.5	20.2	14.6	45 J	83.4 J	108 J	72.2 J	21.8 J
PCB-154	60145-22-4	ng/g	0.649	0.355	0.382	0.224	< 0.0491 U	< 0.0503 U	< 0.0501 U	< 0.0443 U	1.13	0.691	0.388	1.47	2.16	2.82	1.81 J	0.548 J
PCB-155	33979-03-2	ng/g	< 0.0387 U	< 0.0419 U	< 0.039 U	< 0.0402 U	< 0.0414 U	< 0.0424 U	< 0.0422 U	< 0.0373 U	< 0.0425 U	< 0.0412 U	< 0.0417 U	< 0.0407 U	< 0.0413 U	< 0.0415 U	< 0.0396 U	< 0.0424 U
PCB-156	38380-08-4	ng/g	9.62 J	1.32 J	3.16 J	2.52 J	< 0.06 U	< 0.0614 U	< 0.0612 U	0.24	3.67	3.21	1.99	7.68	14	19	11.6 J	2.94 J
PCB-157	69782-90-7	ng/g	2.27 J	0.438 J	0.845 J	0.8 J	< 0.0574 U	< 0.0588 U	< 0.0586 U	< 0.0518 U	1.13 J+	1.15 J+	0.668 J+	2.35 J+	4.08 J+	5.76 J+	3.87 J	1.13 J
PCB-158/160	PCB-158/160	ng/g	8 J	1.28 J	2.84 J	2.39 J	0.259	< 0.124 U	< 0.124 U	0.272	3.24	3.18	2.25	7.08	14.1	17.4	11.8 J	3.7 J
PCB-159	39635-35-3	ng/g	0.247	< 0.0691 U	< 0.0643 U	< 0.0663 U	< 0.0683 U	< 0.0699 U	< 0.0697 U	< 0.0616 U	0.393 J	< 0.0679 UJ	< 0.0688 UJ	0.477 J	0.882 J	1.23 J	0.63	< 0.0699 U
PCB-161	74472-43-8	ng/g	< 0.0603 U	< 0.0651 U	< 0.0607 U	< 0.0626 U	< 0.0644 U	< 0.066 U	< 0.0657 U	< 0.0581 U	< 0.0662 U	< 0.0641 U	< 0.0649 U	< 0.0634 U	< 0.0643 U	< 0.0645 U	< 0.0616 U	< 0.066 U
PCB-162	39635-34-2	ng/g	0.403	< 0.0667 U	< 0.0621 U	< 0.0641 U	< 0.0659 U	< 0.0676 U	< 0.0673 U	< 0.0595 U	< 0.0678 UJ	< 0.0656 UJ	< 0.0664 UJ	0.267 J	0.621 J	0.943 J	0.427 J	< 0.0676 UJ
PCB-165	74472-46-1	ng/g	< 0.0863 U	< 0.0933 U	< 0.0869 U	< 0.0896 U	< 0.0922 UJ	< 0.0945 UJ	< 0.0941 UJ	< 0.0832 UJ	< 0.0948 UJ	< 0.0918 UJ	< 0.0929 UJ	< 0.0908 UJ	< 0.0921 U	< 0.0924 U	< 0.0882 U	< 0.0945 U
PCB-166	41411-63-6	ng/g	0.453	< 0.0835 U	0.22	0.212	< 0.0826 U	< 0.0846 U	< 0.0843 U	< 0.0745 U	< 0.0849 UJ	< 0.0822 UJ	< 0.0832 UJ	0.45 J	0.736 J	1 J	0.614 J	< 0.0846 UJ
PCB-167	52663-72-6	ng/g	3.39 J	0.525 J	1.14 J	0.947 J	< 0.0565 U	< 0.0578 U	< 0.0576 U	< 0.0509 U	1.39	1.32	0.775	3.2	5.81	7.18	4.99 J	1.37 J
PCB-169	32774-16-6	ng/g	< 0.0467 U	< 0.0505 U	< 0.047 U	< 0.0485 U	< 0.0499 U	< 0.0511 U	< 0.0509 U	< 0.045 U	< 0.0513 U	< 0.0497 U	< 0.0503 U	< 0.0491 U	< 0.0498 U	< 0.05 U	< 0.0477 U	< 0.0511 U
PCB-170/190	PCB-170/190	ng/g	9.84 J	2.7 J	4.57 J	5.22 J	0.786	< 0.297 U	< 0.296 U	0.662	9.3	5.93	4.21	13.8	23.7	33.3	23.4 J	7.55 J
PCB-171	52663-71-5	ng/g	2.48 J	0.688 J	1.23 J	1.33 J	0.146 J	< 0.0664 U	< 0.0661 U	0.178	2.32	1.47	1.06	3.5	5.97	8.56	5.82 J	2.01 J
PCB-172/192	PCB-172/192	ng/g	1.07 J	0.355 J	0.587 J	0.618 J	< 0.143 U	< 0.147 U	< 0.146 U	< 0.129 U	1.11	0.821	0.503	1.72	3.09	4.51	3.02 J	1.04 J
PCB-173	68194-16-1	ng/g	0.245	< 0.0882 U	< 0.0822 U	< 0.0848 U	< 0.0872 U	< 0.0893 U	< 0.089 U	< 0.0787 U	0.21 J	< 0.0868 UJ	< 0.0879 UJ	0.336 J	0.609 J	0.705 J	0.5	< 0.0894 U
PCB-174	38411-25-5	ng/g	6.79 J	2.28 J	4.02 J	3.82 J	0.427	< 0.105 U	< 0.104 U	0.396	7.33	4.69	3.66	10.5	20.6	30.2	18.5 J	6.85 J
PCB-175	40186-70-7	ng/g	0.282	< 0.063 U	0.173 J	0.165 J	< 0.0623 U	< 0.0638 U	< 0.0635 U	< 0.0562 U	0.311	0.239	< 0.0627 U	0.4	0.852	1.23	0.76	0.268
PCB-176	52663-65-7	ng/g	0.735 J	0.278 J	0.475 J	0.452 J	< 0.0671 U	< 0.0687 U	< 0.0685 U	< 0.0605 U	0.794	0.474	0.438	1.22	2.24	3.56	2.04 J	0.707 J
PCB-177	52663-70-4	ng/g	3.97 J	1.38 J	2.24 J	2.32 J	0.281	< 0.0891 U	< 0.0888 U	0.274	4.74	2.99	2.04	6.8	12.3	17.2	11.2 J	3.99 J
PCB-178	52663-67-9	ng/g	1.12 J	0.649 J	0.864 J	0.759 J	< 0.082 U	< 0.084 U	< 0.0837 U	0.13 J	1.78	1.06	0.844	2.51	4.56	6.49	3.94 J	1.28 J
PCB-179	52663-64-6	ng/g	2.13 J	0.943 J	1.44 J	1.34 J	0.146 J	< 0.0618 U	< 0.0616 U	0.181	2.83	1.84	1.48	3.87	7.29	11	6.61 J	2.38 J
PCB-180	35065-29-3	ng/g	14.1 J	4.97 J	8.39 J	9 J	1.15	0.342	0.16 J	0.929	16.9	10.4	7.52	23.4	42.9 J	62.4 J	39.7 J	14.2 J
PCB-181	74472-47-2	ng/g	< 0.0858 U	< 0.0927 U	< 0.0863 U	< 0.0891 U	< 0.0917 U	< 0.0939 U	< 0.0935 U	< 0.0827 U	< 0.0942 UJ	< 0.0912 UJ	< 0.0923 UJ	< 0.0902 UJ	< 0.0915 U	< 0.0918 U	< 0.0877 U	< 0.0939 U
PCB-182/187	PCB-182/187	ng/g	6.64 J	2.96 J	4.39 J	4.12 J	0.562	0.178 J	< 0.174 U	0.549	9.41	5.67	4.32	12.8	23.7	34.7	20.9 J	7.64 J
PCB-183	52663-69-1	ng/g	3.23 J	1.22 J	2.02 J	1.96 J	0.254	< 0.0723 U	< 0.072 U	0.203	3.87	2.43	1.92	5.41	10.2	14.8	9.21 J	3.26 J
PCB-184	74472-48-3	ng/g	< 0.0451 U	< 0.0487 U	< 0.0454 U	< 0.0468 U	< 0.0482 U	< 0.0493 U	< 0.0491 U	< 0.0434 U	< 0.0495 U	< 0.0479 U	< 0.0485 U	< 0.0474 U	< 0.0481 U	< 0.0482 U	< 0.0461 U	< 0.0493 U
PCB-185	52712-05-7	ng/g	0.744 J	0.282 J	0.548 J	0.469 J	< 0.0706 U	< 0.0723 U	< 0.072 U	< 0.0637 U	0.922	0.61	0.643	1.23	2.55	3.72	2.37 J	0.758 J
PCB-186	74472-49-4	ng/g	< 0.0677 U	< 0.0732 U	< 0.0681 U	< 0.0703 U	< 0.0723 U	< 0.0741 U	< 0.0738 U	< 0.0653 U	< 0.0743 U	< 0.072 U	< 0.0729 U	< 0.0712 U	< 0.0722 U	< 0.0725 U	< 0.0692 U	< 0.0741 U
PCB-188	74487-85-7	ng/g	< 0.0492 U	< 0.0532 U	< 0.0495 U	< 0.0511 U	< 0.0526 UJ	< 0.0539 UJ	< 0.0537 UJ	< 0.0475 UJ	< 0.0541 UJ	< 0.0524 UJ	< 0.053 UJ	< 0.0518 UJ	< 0.0525 U	< 0.0527 U	< 0.0503 U	< 0.0539 U
PCB-189	39635-31-9	ng/g	0.445 J	0.197 J	0.238 J	0.283 J	< 0.0541 U	< 0.0555 U	< 0.0553 U	< 0.0489 U	0.343	0.341	< 0.0545 U	0.788	1.26 J	1.43 J	1.21 J	0.483 J
PCB-191	74472-50-7	ng/g	0.33	< 0.136 U	0.161 J	0.198	< 0.134 U	< 0.137 U	< 0.137 U	< 0.121 U	0.375	0.276	< 0.135 U	0.517	0.77 J	1.21 J	0.732 J	0.297 J
PCB-193	69782-91-8	ng/g	0.7 J	0.255 J	0.366 J	0.408 J	< 0.181 U	< 0.185 U	< 0.184 U	< 0.163 U	0.84	0.576	0.448	1.21	2.05	3.07	1.87 J	0.756 J
PCB-194	35694-08-7	ng/g	3.98 J	2.25 J	3.05 J	3.53 J	< 0.155 U	< 0.158 U	< 0.158 U	< 0.14 U	7.46	4.17	5.85	8.2	15.6	21.4	13.3 J	16.5 J
PCB-195	52663-78-2	ng/g	1.31 J	0.534 J	0.777 J	1.26 J	< 0.147 U	< 0.151 U	< 0.15 U	< 0.133 U	2.39	1.21	1.21	2.78	4.85	7.02	4.52 J	1.8 J
PCB-196/203	PCB-196/203	ng/g	3.55 J	1.8 J	2.82 J	3.01 J	0.695	< 0.133 U	< 0.132 U	0.565	6.63	3.83	2.45	8.07	14.9	22.4	13.2 J	5.06 J
PCB-197	33091-17-7	ng/g	< 0.0539 U	< 0.0583 U	< 0.0543 U	< 0.056 U	< 0.0576 UJ	< 0.059 UJ	< 0.0588 UJ	< 0.052 UJ	< 0.0592 U	< 0.0574 U	< 0.058 U	0.34	0.483	0.717	0.387	0.232
PCB-198	68194-17-2	ng/g	0.351	< 0.099 U	< 0.0922 U	0.244	< 0.0979 U	< 0.1 U	< 0.0999 U	< 0.0883 U	0.811 J	< 0.0974 UJ	< 0.0986 UJ	0.645 J	0.709 J	1.53 J	1.15	0.451
PCB-199	52663-75-9	ng/g	2.85 J	1.45 J	2.32 J	2.54 J	0.392	< 0.0921 U	< 0.0918 U	0.556	5.56	3.29	2.03	6.85	12.6	20.1	11.6 J	4.07 J
PCB-200	52663-73-7	ng/g	0.397 J	< 0.0845 UJ	0.317 J	0.318 J	< 0.0835 UJ	< 0.0856 UJ	< 0.0853 UJ	< 0.0754 UJ	0.644	0.412	< 0.0842 U	0.905	1.41 J	2.4 J	1.34 J	0.602 J
PCB-201	40186-71-8	ng/g	0.315 J	0.262 J	0.325 J	0.369 J	< 0.0501 U	< 0.0513 U	< 0.0511 U	< 0.0452 U	0.525	0.424	0.401	0.757	1.5 J	2.54 J	1.2 J	0.427 J
PCB-202	2136-99-4	ng/g	0.405	0.276	0.422	0.462	< 0.0627 UJ	< 0.0642 UJ	< 0.0639 UJ	< 0.0565 UJ	0.877	0.491	0.531	1.06	2.38 J	3.59 J	1.92 J	0.759 J
PCB-204	74472-52-9	ng/g	< 0.0907 U	< 0.098 U	< 0.0913 U	< 0.0942 U	< 0.0969 U	< 0.0992 U	< 0.0989 U	< 0.0874 U	< 0.0996 U	< 0.0964 U	< 0.0976 U	< 0.0954 U	< 0.0968 U	< 0.0971 U	< 0.0927 U	< 0.0993 U
PCB-205	74472-53-0	ng/g	< 0.0501 U	< 0.0542 U	< 0.0505 U	< 0.0521 U	< 0.0536 U	< 0.0549 U	< 0.0547 U	< 0.0483 U	< 0.0551 U	< 0.0533 U	< 0.054 U	0.496	1.24	1.2	0.724	< 0.0549 U
PCB-206	40186-72-9	ng/g	1.27 J	0.66 J	1.13 J	1.14 J	0.318	< 0.0527 U	< 0.0525 U	< 0.0464 U	2.96	1.79	1.28	3.94	7.05	10.1	6.22 J	2.48 J
PCB-207	52663-79-3	ng/g	0.168 J	< 0.0687 U	< 0.0639 U	< 0.066 U	< 0.0679 U	< 0.0695 U	< 0.0693 U	< 0.0612 U	0.3	< 0.0676 U	< 0.0684 U	0.447	1.02 J	1.22 J	0.675	0.259
PCB-208	52663-77-1	ng/g	0.291 J	0.283 J	0.265 J	0.285 J	< 0.0679 U	< 0.0695 U	< 0.0693 U	< 0.0612 U	0.744	0.345	0.465	1.03	2.18 J	3.05 J	1.79 J	0.691 J
PCB-209	2051-24-3	ng/g	0.373	0.272	0.366	0.323	0.26	< 0.0458 U	< 0.0456 U	< 0.0403 U	0.922	0.848	0.931	1.81	3.28 J	3.39 J	3.11	1.39
Total Decachlorobiphenyls	RA_Total_DECPCB	ng/g	0.373	0.272	0.366	0.323	0.26	< 0.0458 U	< 0.0456 U	< 0.0403 U	0.922	0.848	0.931	1.81	3.28	3.39	3.11	1.39
Total Dichlorobiphenyls	RA_Total_DIPCB	ng/g	56.878	129.53	50.105	20.178	0.531	10.845	< 0.112 U	20.781	463.8	279.75	45.831	418.94	885.73	4005	326.46	523.11
Total Heptachlorobiphenyls	RA_Total_HEPPCB	ng/g	54.851	19.157	31.712	32.462	3.752	0.52	0.16	3.502	63.385	39.817	29.086	90.011	164.641	238.085	151.782	53.469
Total Hexachlorobiphenyls	RA_Total_HEXPCB	ng/g	292.633	56.3357	110.673	81.287	7.192	1.952	0.794	8.701	144.557	129.868	93.757	289.47	540.459	711.503	463.843	141.506
Total Monochlorobiphenyls	RA_Total_MONPCB	ng/g	8.58	19.83	4.65	1.512	< 0.0480 U	1.62	< 0.0489 U	4.81	97.896	43.062	3.74	43.121	41.817	253.7	20.401	42.99
Total Nonachlorobiphenyls	RA_Total_NONPCB	ng/g	1.729	0.943	1.395	1.425	0.318	< 0.0695 U	< 0.0693 U	< 0.0612 U	4.004	2.135	1.745	5.417	10.25	14.37	8.685	3.43
Total Octachlorobiphenyls	RA_Total_OCTPCB	ng/g	13.158	6.572	10.031	11.733	1.087	< 0.158 U	< 0.158 U	1.121	24.897	13.827	12.472	30.103	55.672	82.897	49.341	29.901
Total Pentachlorobiphenyls	RA_Total_PENPCB	ng/g	566.759	161.084	464.575	247.137	10.227	3.377	2.555	16.767	349.161	308.941	249.266	595.587	1912.58	3359.01	1522.11	628.832
Total Tetrachlorobiphenyls	RA_Total_TETPCB	ng/g	417.84	301.998	1056.78	345.777	8.11	5.334	1.282	34.066	961.231	625.539	417.646	878.211	5409.02	16534.1	3605.82	1932.05
Total Trichlorobiphenyls	RA_Total_TRICPB	ng/g	114.23	165.333	240.539	76.938	1.8	10.237	< 0.140 U	18.574	741.6	410.137	146.92	433.528	3978.07	21455.2	1941.98	1713.67
Total PCB Congeners	RA_Tot_PCB_Cong	ng/g	1527.03	861.055	1970.83	818.772	33.277	33.885	4.791	108.322	2851.45	1853.92	1001.39	2786.2	13001.5	46657.3	8093.53	5070.34
Total PCB TEQ (Bird)	RA-TEQ-B-PCB	ng/g	1.04621005	0.26911468	0.85579618	0.4666605	0.0166239	0.00000588	0.00000276	0.0269296	0.74600293	0.52172951	0.42381065	0.83425828	3.8173735	9.9416441	2.8545167	0.96125773
Total PCB TEQ (Fish)	RA-TEQ-F-PCB	ng/g	0.006785975	0.000799595	0.004200965	0.00299355	0.00004341	0.00000294	0.00000138	0.000069845	0.005336465	0.001559905	0.001215235	0.00651584	0.02029415	0.03961435	0.01728625	0.002801165
Total PCB TEQ (Mammal)	RA-TEQ-M-PCB	ng/g	0.07691285	0.00152797	0.03807479	0.0353993	0.00009496	0.00001764	0.00000828	0.00015107	0.07218229	0.00301923	0.00237981	0.08560704	0.2122339	0.3295881	0.2010775	0.00507799
TAL Metals and Mercury																		
Aluminum	7429-90-5	mg/kg	3700	3800	2700	3000	2100 J-	-	1700 J-	4100 J-	3600	3200	3400	3900	6000	7400	4400 J-	3400 J-
Calcium	7440-70-2	mg/kg	1200	1300	930	1500	450	-	610	1000	1300	990	1100	990	1100	1400	1700	840
Iron	7439-89-6	mg/kg	10000	16000	10000	8400	6600	-	2900	11000	12000	8700	9600	12000	9800	9400	7800	6300
Magnesium	7439-95-4	mg/kg	1800	1800	1200	1300	720 J-	-	780 J-	1700 J-	1500	1300	1600	1400	1500	1500	1300 J-	1100 J-
Potassium	7440-09-7	mg/kg	50 J	< 410 U	< 440 U	54 J	< 410 UJ	-	< 410 UJ	200 J-	< 420 UJ	< 450 UJ	< 450 UJ	< 440 UJ	< 480 UJ	< 640 UJ	< 590 UJ	77 J-
Sodium	7440-23-5	mg/kg	99 J	220 J	190 J	210 J	100 J	-	100 J	180 J	110 J	< 450 U	110 J	180 J	120 J	< 640 U	160 J	< 420 U
Antimony	7440-36-0	mg/kg	0.15 J	0.26 J	0.20 J	0.11 J	< 0.86 UJ	-	< 0.83 UJ	< 1.0 UJ	0.97	2.8	< 1.1 U	< 0.89 U	1.2	< 1.6 U	< 1.6 U	< 0.90 U
Arsenic	7440-38-2	mg/kg	1.5 J	1.8 J	1.1 J	1.4 J	1.2 J+	-	0.67 J+	1.8 J+	3.1 J	1.4 J	1.1 J	3.1 J	4.6 J	4.0 J	4.5	2.7
Barium	7440-39-3	mg/kg	15	15	14	38	6.5	-	10	19	51 J+	20 J+	12 J+	34 J+	53 J+	42 J+	50	20
Beryllium	7440-41-7	mg/kg	0.16 J	0.14 J	0.14 J	0.15 J	0.57 J+	-	< 0.41 U	< 0.50 U	< 0.46 UJ	< 0.45 UJ	< 0.54 UJ	< 0.45 UJ	< 0.57 UJ	< 0.82 UJ	< 0.79 U	< 0.45 U

Table 12
Phase 2 Reach Floodplain Soil Analytical Results
Phase 2 Data Evaluation Summary Memorandum
Lower Neponset River
Boston and Milton, Massachusetts

			24D-0037 24D-0037-BS 7/15/2024 N 1 - 1.5 ft	24D-0038 24D-0038-AS 7/15/2024 N 0 - 1 ft	24D-0038 24D-0038-BS 7/15/2024 N 1 - 2 ft	24D-0038 24D-0038-CS 7/15/2024 N 2 - 3 ft	24D-0039 24D-0039-AS 7/16/2024 N 0 - 1 ft	24D-0039 24D-0039-BS 7/16/2024 N 1 - 1.2 ft	24D-0040 24D-0040-AS 7/16/2024 N 0 - 1 ft	24D-0041 24D-0041-AS 7/16/2024 N 0 - 1 ft	24D-0042 24D-0042-AS 7/11/2024 N 0 - 1 ft	24D-0042 24D-0042-BS 7/11/2024 N 1 - 2 ft	24D-0042 24D-0042-CS 7/11/2024 N 2 - 3 ft	24D-0043 24D-0043-AS 7/11/2024 N 0 - 1 ft	24D-0043 24D-0043-BS 7/11/2024 N 1 - 2 ft	24D-0043 24D-0043-CS 7/11/2024 N 2 - 3 ft	24D-0044 24D-0044-AS 7/9/2024 N 0 - 1 ft	24D-0044 24D-0044-BS 7/9/2024 N 1 - 2 ft
Analyte	CAS Number	Units																
Cadmium	7440-43-9	mg/kg	0.32 J-	< 0.48 UJ	0.11 J-	< 0.44 UJ	0.095 J-	-	< 0.41 UJ	0.12 J-	0.57 J-	0.30 J-	< 0.54 UJ	0.32 J-	0.36 J-	0.97 J-	0.58 J	0.14 J
Chromium, Total	7440-47-3	mg/kg	14 J	7.9 J	8.1 J	10 J	23 J	-	4.9 J	11 J	22 J	8.6 J	6.7 J	29 J	48 J	89 J	58	23
Cobalt	7440-48-4	mg/kg	2.4	1.2	0.89	1.9	2.7	-	1.4	5.6	5.8 J+	0.91 J+	0.73 J+	3.2 J+	3.1 J+	5.2 J+	3.1	2.5
Copper	7440-50-8	mg/kg	24	16	18	21	45	-	5.5	18	31 J-	30 J-	18 J-	39 J-	67 J-	78 J-	77	32
Lead	7439-92-1	mg/kg	26	58	45	93	37	-	2.6	9.5	67 J+	82 J+	52 J+	86 J+	270 J+	250 J+	190	54
Manganese	7439-96-5	mg/kg	330	77	37	54	83	-	59	120	340 J+	50 J+	22 J+	130 J+	120 J+	86 J+	130	73
Nickel	7440-02-0	mg/kg	6.5	2.5	2.2	3.4	7.6	-	4.7	8.2	14	2.6	1.2 J-	8.0	9.2	11	9.8 J	4.6 J
Selenium	7782-49-2	mg/kg	< 1.9 U	< 2.4 U	< 2.7 U	< 2.2 U	< 2.2 U	-	< 2.1 U	< 2.5 U	0.32 J	< 2.2 UJ	< 2.7 UJ	< 2.2 UJ	< 2.9 UJ	< 4.1 UJ	< 4.0 UJ	< 2.3 UJ
Silver	7440-22-4	mg/kg	0.084 J	0.091 J	0.076 J	0.062 J	0.14 J	-	< 0.41 U	0.19 J	0.26 J	0.094 J	0.059 J	0.18 J	0.37 J	0.42 J	0.35 J	0.099 J
Thallium	7440-28-0	mg/kg	0.073 J	0.082 J	0.043 J	< 0.44 U	0.052 J	-	0.033 J	0.055 J	0.13 J	< 0.45 U	< 0.54 U	0.067 J	0.052 J	0.057 J	< 0.79 U	< 0.45 U
Vanadium	7440-62-2	mg/kg	5.6	7.2	7.2	11	16	-	10	13	15	6.5	5.4	14	25	36	24	15
Zinc	7440-66-6	mg/kg	58	47	41	20	70	-	16	49	140 J	47 J	27 J	64 J	93 J	190 J	130	41
Mercury	7439-97-6	mg/kg	< 0.11 U	0.12	0.27	< 0.11 U	< 0.10 U	-	< 0.12 U	< 0.12 U	0.25 J-	0.22 J-	0.14 J-	0.42 J-	0.63 J-	0.69 J-	0.74	0.29
TCL VOCs																		
1,1,1-Trichloroethane (TCA)	71-55-6	ug/kg	< 5.0 UJ	< 5.4 UJ	< 5.4 U	< 5.6 UJ	< 5.1 UJ	-	< 5.7 UJ	< 5.9 UJ	< 5.9 U	< 6.0 U	< 5.8 U	< 5.4 U	< 6.2 U	< 9.0 U	< 8.0 UJ	< 6.0 UJ
1,1,2,2-TETRACHLOROETHANE	79-34-5	ug/kg	< 5.0 U	< 5.4 U	< 5.4 U	< 5.6 U	< 5.1 U	-	< 5.7 U	< 5.9 U	< 5.9 U	< 6.0 U	< 5.8 U	< 5.4 U	< 6.2 U	< 9.0 U	< 8.0 U	< 6.0 U
1,1,2-TRICHLORO-1,2,2-TRIFLUOROETHANE	76-13-1	ug/kg	< 5.0 UJ	< 5.4 UJ	< 5.4 U	< 5.6 UJ	< 5.1 UJ	-	< 5.7 UJ	< 5.9 UJ	< 5.9 U	< 6.0 U	< 5.8 U	< 5.4 U	< 6.2 U	< 9.0 U	< 8.0 UJ	< 6.0 UJ
1,1,2-Trichloroethane	79-00-5	ug/kg	< 5.0 U	< 5.4 U	< 5.4 U	< 5.6 U	< 5.1 U	-	< 5.7 U	< 5.9 U	< 5.9 U	< 6.0 UJ	< 5.8 U	< 5.4 U	< 6.2 U	< 9.0 U	< 8.0 U	< 6.0 U
1,1-Dichloroethane	75-34-3	ug/kg	< 5.0 U	< 5.4 U	< 5.4 U	< 5.6 U	< 5.1 U	-	< 5.7 U	< 5.9 U	< 5.9 U	< 6.0 U	< 5.8 U	< 5.4 U	< 6.2 U	< 9.0 U	< 8.0 U	< 6.0 U
1,1-Dichloroethene	75-35-4	ug/kg	< 5.0 U	< 5.4 U	< 5.4 U	< 5.6 U	< 5.1 U	-	< 5.7 U	< 5.9 U	< 5.9 U	< 6.0 U	< 5.8 U	< 5.4 U	< 6.2 U	< 9.0 U	< 8.0 U	< 6.0 U
1,2,3-Trichlorobenzene	87-61-6	ug/kg	< 5.0 UJ	< 5.4 UJ	< 5.4 U	< 5.6 UJ	< 5.1 UJ	-	< 5.7 UJ	< 5.9 UJ	< 5.9 U	< 6.0 U	< 5.8 UJ	< 5.4 U	< 430 U	< 600 U	< 8.0 UJ	< 6.0 UJ
1,2,3-TRICHLOROPROPANE	96-18-4	ug/kg	< 5.0 UJ	< 5.4 UJ	< 5.4 U	< 5.6 UJ	< 5.1 UJ	-	< 5.7 UJ	< 5.9 UJ	< 5.9 U	< 6.0 U	< 5.8 U	< 5.4 U	< 6.2 U	< 9.0 U	< 8.0 U	< 6.0 U
1,2,4-TRICHLOROBENZENE	120-82-1	ug/kg	< 5.0 UJ	< 5.4 UJ	< 5.4 U	< 5.6 UJ	< 5.1 UJ	-	< 5.7 UJ	< 5.9 UJ	< 5.9 U	< 6.0 U	< 5.8 UJ	< 5.4 U	< 430 U	< 600 U	< 8.0 UJ	< 6.0 UJ
1,2,4-Trimethylbenzene	95-63-6	ug/kg	< 5.0 U	< 5.4 U	< 5.4 U	< 5.6 U	< 5.1 U	-	< 5.7 U	< 5.9 U	< 5.9 U	< 6.0 U	< 500 U	< 5.4 U	< 430 U	< 600 U	< 8.0 U	< 6.0 U
1,2-Dibromo-3-Chloropropane	96-12-8	ug/kg	< 5.0 U	< 5.4 U	< 5.4 U	< 5.6 U	< 5.1 U	-	< 5.7 U	< 5.9 U	< 5.9 U	< 6.0 U	< 500 U	< 5.4 U	< 430 U	< 600 U	< 8.0 U	< 6.0 U
1,2-Dibromoethane (Ethylene Dibromide)	106-93-4	ug/kg	< 5.0 UJ	< 5.4 UJ	< 5.4 U	< 5.6 UJ	< 5.1 UJ	-	< 5.7 UJ	< 5.9 UJ	< 5.9 U	< 6.0 U	< 5.8 U	< 5.4 U	< 6.2 U	< 9.0 U	< 8.0 UJ	< 6.0 UJ
1,2-Dichlorobenzene	95-50-1	ug/kg	< 5.0 UJ	< 5.4 UJ	< 5.4 U	< 5.6 UJ	< 5.1 UJ	-	< 5.7 UJ	< 5.9 UJ	< 5.9 U	< 6.0 U	< 5.8 UJ	< 5.4 U	< 430 U	< 600 U	< 8.0 UJ	< 6.0 UJ
1,2-Dichloroethane	107-06-2	ug/kg	< 5.0 UJ	< 5.4 UJ	< 5.4 U	< 5.6 UJ	< 5.1 UJ	-	< 5.7 UJ	< 5.9 UJ	< 5.9 U	< 6.0 U	< 5.8 U	< 5.4 U	< 6.2 U	< 9.0 U	< 8.0 UJ	< 6.0 UJ
1,2-DICHLOROPROPANE	78-87-5	ug/kg	< 5.0 UJ	< 5.4 UJ	< 5.4 U	< 5.6 UJ	< 5.1 UJ	-	< 5.7 UJ	< 5.9 UJ	< 5.9 U	< 6.0 U	< 5.8 U	< 5.4 U	< 6.2 U	< 9.0 U	< 8.0 U	< 6.0 U
1,3,5-Trimethylbenzene (Mesitylene)	108-67-8	ug/kg	< 5.0 U	< 5.4 U	< 5.4 U	< 5.6 U	< 5.1 U	-	< 5.7 U	< 5.9 U	< 5.9 U	< 6.0 U	< 500 U	< 5.4 U	< 430 U	< 600 U	< 8.0 U	< 6.0 U
1,3-DICHLOROBENZENE	541-73-1	ug/kg	< 5.0 UJ	< 5.4 UJ	< 5.4 U	< 5.6 UJ	< 5.1 UJ	-	< 5.7 UJ	< 5.9 UJ	< 5.9 U	< 6.0 U	< 5.8 UJ	< 5.4 U	< 430 U	< 600 U	< 8.0 UJ	< 6.0 UJ
1,4-DICHLOROBENZENE	106-46-7	ug/kg	< 5.0 UJ	< 5.4 UJ	< 5.4 U	< 5.6 UJ	< 5.1 UJ	-	< 5.7 UJ	< 5.9 UJ	< 5.9 U	< 6.0 U	< 5.8 UJ	< 5.4 U	< 430 U	< 600 U	< 8.0 UJ	< 6.0 UJ
2-HEXANONE	591-78-6	ug/kg	< 10 U	< 11 U	< 11 U	< 11 U	< 10 U	-	< 11 U	< 12 U	< 12 U	R	< 1000 U	< 11 U	< 12 U	< 18 U	< 16 U	< 12 U
ACETONE	67-64-1	ug/kg	< 10 U	< 11 U	< 11 U	< 11 U	< 10 U	-	< 11 U	< 12 U	< 12 U	11 JEB	< 1000 U	< 11 U	45 EB	140 EB	< 16 U	39 EB
Benzene	71-43-2	ug/kg	< 5.0 U	< 5.4 U	< 5.4 U	< 5.6 U	< 5.1 U	-	< 5.7 U	< 5.9 U	< 5.9 U	< 6.0 U	< 5.8 U	< 5.4 U	< 6.2 U	< 9.0 U	< 8.0 U	< 6.0 U
BROMOCHLOROMETHANE	74-97-5	ug/kg	< 5.0 U	< 5.4 U	< 5.4 U	< 5.6 U	< 5.1 U	-	< 5.7 U	< 5.9 U	< 5.9 U	< 6.0 U	< 5.8 U	< 5.4 U	< 6.2 U	< 9.0 U	< 8.0 U	< 6.0 U
BROMODICHLOROMETHANE	75-27-4	ug/kg	< 5.0 UJ	< 5.4 UJ	< 5.4 U	< 5.6 UJ	< 5.1 UJ	-	< 5.7 UJ	< 5.9 UJ	< 5.9 U	< 6.0 U	< 5.8 U	< 5.4 U	< 6.2 U	< 9.0 U	< 8.0 U	< 6.0 U
BROMOFORM	75-25-2	ug/kg	< 5.0 U	< 5.4 U	< 5.4 U	< 5.6 U	< 5.1 U	-	< 5.7 U	< 5.9 U	< 5.9 U	< 6.0 U	< 500 U	< 5.4 U	< 430 U	< 600 U	< 8.0 U	< 6.0 U
BROMOMETHANE	74-83-9	ug/kg	< 5.0 U	< 5.4 U	< 5.4 U	< 5.6 U	< 5.1 U	-	< 5.7 U	< 5.9 U	< 5.9 U	< 6.0 U	< 5.8 U	< 5.4 U	< 6.2 U	< 9.0 U	< 8.0 U	< 6.0 U
CARBON DISULFIDE	75-15-0	ug/kg	< 5.0 U	< 5.4 U	< 5.4 U	< 5.6 U	< 5.1 U	-	< 5.7 U	< 5.9 U	< 5.9 UJ	< 6.0 UJ	< 5.8 UJ	< 5.4 UJ	< 6.2 UJ	12 J	< 8.0 U	1.3 J
CARBON TETRACHLORIDE	56-23-5	ug/kg	< 5.0 UJ	< 5.4 UJ	< 5.4 U	< 5.6 UJ	< 5.1 UJ	-	< 5.7 UJ	< 5.9 UJ	< 5.9 U	< 6.0 U	< 5.8 U	< 5.4 U	< 6.2 U	< 9.0 U	< 8.0 UJ	< 6.0 UJ
Chlorobenzene	108-90-7	ug/kg	< 5.0 UJ	< 5.4 UJ	< 5.4 U	< 5.6 UJ	< 5.1 UJ	-	< 5.7 UJ	< 5.9 UJ	< 5.9 U	< 6.0 U	< 5.8 U	< 5.4 U	< 6.2 U	< 9.0 U	< 8.0 UJ	< 6.0 UJ
CHLOROETHANE	75-00-3	ug/kg	< 5.0 U	< 5.4 U	< 5.4 U	< 5.6 U	< 5.1 U	-	< 5.7 U	< 5.9 U	< 5.9 U	< 6.0 U	< 5.8 U	< 5.4 U	< 6.2 U	< 9.0 U	< 8.0 U	< 6.0 U
Chloroform	67-66-3	ug/kg	< 5.0 U	< 5.4 U	< 5.4 U	< 5.6 U	< 5.1 U	-	< 5.7 U	< 5.9 U	< 5.9 U	< 6.0 U	< 5.8 U	< 5.4 U	< 6.2 U	< 9.0 U	< 8.0 U	< 6.0 U
CHLOROMETHANE	74-87-3	ug/kg	< 5.0 U	< 5.4 U	< 5.4 U	< 5.6 U	< 5.1 U	-	< 5.7 U	< 5.9 U	< 5.9 UJ	< 6.0 UJ	< 5.8 UJ	< 5.4 UJ	< 6.2 UJ	< 9.0 UJ	< 8.0 U	< 6.0 U
CIS-1,2-DICHLOROETHYLENE	156-59-2	ug/kg	< 5.0 U	< 5.4 U	< 5.4 U	< 5.6 U	< 5.1 U	-	< 5.7 U	< 5.9 U	< 5.9 U	< 6.0 U	< 5.8 U	< 5.4 U	< 6.2 U	< 9.0 U	< 8.0 U	< 6.0 U
cis-1,3-Dichloropropene	10061-01-5	ug/kg	< 5.0 U	< 5.4 U	< 5.4 U	< 5.6 U	< 5.1 U	-	< 5.7 U	< 5.9 U	< 5.9 U	< 6.0 UJ	< 5.8 U	< 5.4 U	< 6.2 U	< 9.0 U	< 8.0 U	< 6.0 U
Cyclohexane	110-82-7	ug/kg	< 5.0 UJ	< 5.4 UJ	< 5.4 U	< 5.6 UJ	< 5.1 UJ	-	< 5.7 UJ	< 5.9 UJ	< 5.9 U	< 6.0 U	< 5.8 U	< 5.4 U	< 6.2 U	< 9.0 U	< 8.0 U	< 6.0 U
DIBROMOCHLOROMETHANE	124-48-1	ug/kg	< 5.0 U	< 5.4 U	< 5.4 U	< 5.6 U	< 5.1 U	-	< 5.7 U	< 5.9 U	< 5.9 U	< 6.0 U	< 5.8 U	< 5.4 U	< 6.2 U	< 9.0 U	< 8.0 U	< 6.0 U
Dichlorodifluoromethane	75-71-8	ug/kg	< 5.0 U	< 5.4 U	< 5.4 U	< 5.6 U	< 5.1 U	-	< 5.7 U	< 5.9 U	< 5.9 U	< 6.0 U	< 5.8 U	< 5.4 U	< 6.2 U	< 9.0 U	< 8.0 U	< 6.0 U
Ethylbenzene	100-41-4	ug/kg	< 5.0 U	< 5.4 U	< 5.4 U	< 5.6 U	< 5.1 U	-	< 5.7 U	< 5.9 U	< 5.9 U	< 6.0 U	< 5.8 U	< 5.4 U	< 6.2 U	< 9.0 U	< 8.0 U	< 6.0 U
Isopropylbenzene (Cumene)	98-82-8	ug/kg	< 5.0 U	< 5.4 U	< 5.4 U	< 5.6 U	< 5.1 U	-	< 5.7 U	< 5.9 U	< 5.9 U	< 6.0 U	< 500 U	< 5.4 U	< 430 U	< 600 U	< 8.0 U	< 6.0 U
m,p-Xylene	179601-23-1	ug/kg	< 5.0 U	< 5.4 U	< 5.4 U	< 5.6 U	< 5.1 U	-	< 5.7 U	< 5.9 U	< 5.9 U	< 6.0 U	< 5.8 U	< 5.4 U	< 6.2 U	< 9.0 U	< 8.0 U	< 6.0 U
METHYL ACETATE	79-20-9	ug/kg	< 5.0 UJ	< 5.4 UJ	< 5.4 U	< 5.6 UJ	< 5.1 UJ	-	< 5.7 UJ	< 5.9 UJ	< 5.9 U	< 6.0 U	< 5.8 U	< 5.4 U	270 J	< 9.0 U	< 8.0 UJ	< 6.0 UJ
Methyl Ethyl Ketone (2-Butanone)	78-93-3	ug/kg	< 10 U	< 11 U	< 11 U	< 11 U	< 10 U	-	< 11 U	< 12 U	< 12 U	< 12 UJ	< 1000 U	< 11 U	< 12 U	38	< 16 U	12
METHYL ISOBUTYL KETONE (4-METHYL-2-PENTANONE)	108-10-1	ug/kg	< 10 U	< 11 U	< 11 U	< 11 U	< 10 U	-	< 11 U	< 12 U	< 12 U	R	< 1000 U	< 11 U	< 12 U	< 18 U	< 16 U	< 12 U
Methylcyclohexane	108-87-2	ug/kg	< 5.0 UJ	< 5.4 UJ	< 5.4 U	< 5.6 UJ	< 5.1 UJ	-	< 5.7 UJ	< 5.9 UJ	< 5.9 U	< 6.0 U	< 5.8 U	< 5.4 U	< 6.2 U	< 9.0 U	< 8.0 U	< 6.0 U
Methylene Chloride	75-09-2	ug/kg	< 5.0 UJ	< 6.7 UJ	< 7.3 U	< 7.5 UJ	< 5.8 UJ	-	< 6.4 UJ	< 5.9 UJ	< 11 U	< 12 U	16 J+	15 J+	< 6.2 U	< 9.0 U	< 10 UJ	< 6.0 UJ
o-Xylene (1,2-Dimethylbenzene)	95-47-6	ug/kg	< 5.0 U	< 5.4 U	< 5.4 U	< 5.6 U	< 5.1 U	-	< 5.7 U	< 5.9 U	< 5.9 U	< 6.0 U	< 5.8 U	< 5.4 U	< 6.2 U	< 9.0 U	< 8.0 U	< 6.0 U
Styrene	100-42-5	ug/kg	< 5.0 U	< 5.4 U	< 5.4 U	< 5.6 U	< 5.1 U	-	< 5.7 U	< 5.9 U	< 5.9 U	< 6.0 U	< 5.8 U	< 5.4 U	< 6.2 U	< 9.0 U	< 8.0 U	< 6.0 U
TERT-BUTYL METHYL ETHER	1634-04-4	ug/kg	< 5.0 UJ	< 5.4 UJ	< 5.4 U	< 5.6 UJ	< 5.1 UJ	-	< 5.7 UJ	< 5.9 UJ	< 5.9 U	< 6.0 U	< 5.8 U	< 5.4 U	< 6.2 U	< 9.0 U	< 8.0 UJ	< 6.0 UJ
Tetrachloroethylene (PCE)	127-18-4	ug/kg	< 5.0 U	< 5.4 U	< 5.4 U	< 5.6 U	< 5.1 U	-	< 5.7 U	< 5.9 U	< 5.9 U	< 6.0 U	< 5.8 U	< 5.4 U	< 6.2 U	< 9.0 U	< 8.0 U	< 6.0 U
Toluene	108-88-3	ug/kg	< 5.0 U	< 5.4 U	< 5.4 U	< 5.6 U	< 5.1 U	-	< 5.7 U	< 5.9 U	< 5.9 U	< 6.0 U	< 5.8 U	< 5.4 U	< 6.2 U	< 9.0 U	< 8.0 U	< 6.0 U
Trans-1,2-Dichloroethylene	156-60-5	ug/kg	< 5.0 U	< 5.4 U	< 5.4 U	< 5.6 U	< 5.1 U	-	< 5.7 U	< 5.9 U	< 5.9 U	< 6.0 U	< 5.8 U	< 5.4 U	< 6.2 U	< 9.0 U	< 8.0 U	< 6.0 U
Trans-1,3-Dichloropropene	10061-02-6	ug/kg	< 5.0 U	< 5.4 U	< 5.4 U	< 5.6 U	< 5.1 U	-	< 5.7 U	< 5.9 U	< 5.9 U	< 6.0 UJ	< 5.8 U	< 5.4 U	< 6.2 U	< 9.0 U	< 8.0 U	< 6.0 U
Trichloroethylene (TCE)	79-01-6	ug/kg	< 5.0 U	< 5.4 U	< 5.4 U	< 5.6 U	< 5.1 U	-	< 5.7 U	< 5.9 U	< 5.9 U	< 6.0 U	< 5.8 U	< 5.4 U	< 6.2 U	< 9.0 U	< 8.0 U	< 6.0 U
Trichlorofluoromethane	75-69-4	ug/kg	< 5.0 UJ	< 5.4 UJ	< 5.4 U	< 5.6 UJ	< 5.1 UJ	-	< 5.7 UJ	< 5.9 UJ	< 5.9 U	< 6.0 U	< 5.8 U	< 5.4 U	< 6.2 U	< 9.0 U	< 8.0 UJ	< 6.0 UJ
Vinyl Chloride	75-01-4	ug/kg	< 5.0 U	< 5.4 U	< 5.4 U	< 5.6 U	< 5.1 U	-	< 5.7 U	< 5.9 U	< 5.9 U	< 6.0 U	< 5.8 U	< 5.4 U	< 6.2 U	< 9.0 U	< 8.0 U	< 6.0 U

Table 12
Phase 2 Reach Floodplain Soil Analytical Results
Phase 2 Data Evaluation Summary Memorandum
Lower Neponset River
Boston and Milton, Massachusetts

Analyte	CAS Number	Units	24D-0037 24D-0037-BS 7/15/2024 N 1 - 1.5 ft	24D-0038 24D-0038-AS 7/15/2024 N 0 - 1 ft	24D-0038 24D-0038-BS 7/15/2024 N 1 - 2 ft	24D-0038 24D-0038-CS 7/15/2024 N 2 - 3 ft	24D-0039 24D-0039-AS 7/16/2024 N 0 - 1 ft	24D-0039 24D-0039-BS 7/16/2024 N 1 - 1.2 ft	24D-0040 24D-0040-AS 7/16/2024 N 0 - 1 ft	24D-0041 24D-0041-AS 7/16/2024 N 0 - 1 ft	24D-0042 24D-0042-AS 7/11/2024 N 0 - 1 ft	24D-0042 24D-0042-BS 7/11/2024 N 1 - 2 ft	24D-0042 24D-0042-CS 7/11/2024 N 2 - 3 ft	24D-0043 24D-0043-AS 7/11/2024 N 0 - 1 ft	24D-0043 24D-0043-BS 7/11/2024 N 1 - 2 ft	24D-0043 24D-0043-CS 7/11/2024 N 2 - 3 ft	24D-0044 24D-0044-AS 7/9/2024 N 0 - 1 ft	24D-0044 24D-0044-BS 7/9/2024 N 1 - 2 ft
TCL SVOCs																		
1,2,4,5-TETRACHLOROBENZENE	95-94-3	ug/kg	< 190 U	< 190 U	< 200 U	< 200 U	< 190 U	-	< 210 U	< 210 U	< 210 U	< 220 U	< 230 U	< 220 U	< 240 U	< 290 U	< 290 U	< 210 U
1,4-Dioxane (P-Dioxane)	123-91-1	ug/kg	< 73 U	< 75 U	< 80 U	< 80 U	< 75 U	-	< 81 U	< 83 U	< 84 U	< 88 U	< 88 U	< 85 U	< 94 U	< 120 U	< 110 U	< 83 U
1-Methylnaphthalene	90-12-0	ug/kg	2.8 J	21	3.8 J	27	1.2 J	-	< 4.0 U	< 4.1 U	150 J	11	6.4	43	9.8	10	1.9 J	49
2,3,4,6-TETRACHLOROPHENOL	58-90-2	ug/kg	< 190 U	< 190 U	< 200 U	< 200 U	< 190 U	-	< 210 U	< 210 U	< 210 U	< 220 U	< 230 U	< 220 U	< 240 U	< 290 U	< 290 U	< 210 U
2,4,5-TRICHLOROPHENOL	95-95-4	ug/kg	< 190 U	< 190 U	< 200 U	< 200 U	R	-	R	R	< 210 U	< 220 U	< 230 U	< 220 U	< 240 U	< 290 U	< 290 U	< 210 U
2,4,6-TRICHLOROPHENOL	88-06-2	ug/kg	< 190 U	< 190 U	< 200 U	< 200 U	R	-	R	R	< 210 U	< 220 U	< 230 U	< 220 U	< 240 U	< 290 U	< 290 U	< 210 U
2,4-DICHLOROPHENOL	120-83-2	ug/kg	< 190 U	< 190 U	< 200 U	< 200 U	R	-	R	R	< 210 U	< 220 U	< 230 U	< 220 U	< 240 U	< 290 U	< 290 U	< 210 U
2,4-DIMETHYLPHENOL	105-67-9	ug/kg	< 190 U	< 190 U	< 200 U	< 200 U	< 190 U	-	< 210 U	< 210 U	< 210 U	< 220 U	< 230 U	< 220 U	< 240 U	< 290 U	< 290 U	< 210 U
2,4-DINITROPHENOL	51-28-5	ug/kg	< 360 U	< 370 U	< 390 U	< 400 U	< 370 U	-	< 400 U	< 410 U	< 410 U	< 430 U	< 440 U	< 420 U	< 460 U	< 570 U	< 560 U	< 410 U
2,4-DINITROTOLUENE	121-14-2	ug/kg	< 190 U	< 190 U	< 200 U	< 200 U	R	-	R	R	< 210 U	< 220 U	< 230 U	< 220 U	< 240 U	< 290 U	< 290 U	< 210 U
2,6-DINITROTOLUENE	606-20-2	ug/kg	< 190 U	< 190 U	< 200 U	< 200 U	< 190 U	-	< 210 U	< 210 U	< 210 U	< 220 U	< 230 U	< 220 U	< 240 U	< 290 U	< 290 U	< 210 U
2-CHLORONAPHTHALENE	91-58-7	ug/kg	< 190 U	< 190 U	< 200 U	< 200 U	< 190 U	-	< 210 U	< 210 U	< 210 U	< 220 U	< 230 U	< 220 U	< 240 U	< 290 U	< 290 U	< 210 U
2-CHLOROPHENOL	95-57-8	ug/kg	< 190 U	< 190 U	< 200 U	< 200 U	R	-	R	R	< 210 U	< 220 U	< 230 U	< 220 U	< 240 U	< 290 U	< 290 U	< 210 U
2-Methylnaphthalene	91-57-6	ug/kg	4.0	31	4.5	40	1.4 J	-	< 4.0 U	< 4.1 U	180 J	14 EB	8.6 EB	61 EB	13 EB	15 EB	2.5 JEB	63 EB
2-METHYLPHENOL (O-CRESOL)	95-48-7	ug/kg	< 360 U	< 370 U	< 390 U	< 400 U	< 370 U	-	< 400 U	< 410 U	< 410 U	< 430 U	< 440 U	< 420 U	< 460 U	< 570 U	< 560 U	< 410 U
2-NITROANILINE	88-74-4	ug/kg	< 190 U	< 190 U	< 200 U	< 200 U	< 190 U	-	< 210 U	< 210 U	< 210 U	< 220 U	< 230 U	< 220 U	< 240 U	< 290 U	< 290 U	< 210 U
2-NITROPHENOL	88-75-5	ug/kg	< 190 U	< 190 U	< 200 U	< 200 U	R	-	R	R	< 210 U	< 220 U	< 230 U	< 220 U	< 240 U	< 290 U	< 290 U	< 210 U
3,3'-DICHLOROBENZIDINE	91-94-1	ug/kg	< 360 U	< 370 U	< 390 U	< 400 U	< 370 U	-	< 400 U	< 410 U	< 410 U	< 430 U	< 440 U	< 420 U	< 460 U	< 570 U	< 560 U	< 410 U
3-NITROANILINE	99-09-2	ug/kg	< 360 U	< 370 U	< 390 U	< 400 U	< 370 U	-	< 400 U	< 410 U	< 410 U	< 430 U	< 440 U	< 420 U	< 460 U	< 570 U	< 560 U	< 410 U
4,6-DINITRO-2-METHYLPHENOL	534-52-1	ug/kg	< 360 U	< 370 U	< 390 U	< 400 U	< 370 U	-	< 400 U	< 410 U	< 410 U	< 430 U	< 440 U	< 420 U	< 460 U	< 570 U	< 560 U	< 410 U
4-BROMOPHENYL PHENYL ETHER	101-55-3	ug/kg	< 190 U	< 190 U	< 200 U	< 200 U	< 190 U	-	< 210 U	< 210 U	< 210 U	< 220 U	< 230 U	< 220 U	< 240 U	< 290 U	< 290 U	< 210 U
4-CHLORO-3-METHYLPHENOL	59-50-7	ug/kg	< 190 U	< 190 U	< 200 U	< 200 U	R	-	R	R	< 210 U	< 220 U	< 230 U	< 220 U	< 240 U	< 290 U	< 290 U	< 210 U
4-CHLOROANILINE	106-47-8	ug/kg	< 360 U	< 370 U	< 390 U	< 400 U	< 370 U	-	< 400 U	< 410 U	< 410 U	< 430 U	< 440 U	< 420 U	< 460 U	< 570 U	< 560 U	< 410 U
4-CHLOROPHENYL PHENYL ETHER	7005-72-3	ug/kg	< 190 U	< 190 U	< 200 U	< 200 U	< 190 U	-	< 210 U	< 210 U	< 210 U	< 220 U	< 230 U	< 220 U	< 240 U	< 290 U	< 290 U	< 210 U
4-METHYLPHENOL (P-CRESOL)	106-44-5	ug/kg	< 360 U	< 370 U	< 390 U	< 400 U	< 370 U	-	< 400 U	< 410 U	< 410 U	< 430 U	< 440 U	< 420 U	< 460 U	< 570 U	< 560 U	< 410 U
4-Nitroaniline	100-01-6	ug/kg	< 360 U	< 370 U	< 390 U	< 400 U	< 370 U	-	< 400 U	< 410 U	< 410 U	< 430 U	< 440 U	< 420 U	< 460 U	< 570 U	< 560 U	< 410 U
4-NITROPHENOL	100-02-7	ug/kg	< 360 U	< 370 U	< 390 U	< 400 U	R	-	R	R	< 410 U	< 430 U	< 440 U	< 420 U	< 460 U	< 570 U	< 560 U	< 410 U
Acenaphthene	83-32-9	ug/kg	5.5 J	98 J	16 J	180 J	4.6 J	-	< 210 U	1.7 J	670	63	36	240	58	45	5.2 J	120
ACENAPHTHYLENE	208-96-8	ug/kg	6.3	29	13	22	33	-	< 4.0 U	2.3 J	130 J	19	13	66	19	11	5.1 J	22
Acetophenone	98-86-2	ug/kg	< 360 U	< 370 U	< 390 U	< 400 U	< 370 U	-	< 400 U	< 410 U	< 410 U	< 430 U	< 440 U	< 420 U	< 460 U	< 570 U	< 560 U	< 410 U
ANTHRACENE	120-12-7	ug/kg	14	210	50	280	96	-	< 4.0 U	5.5	1700	210	130	530	150	83	12	330
ATRAZINE	1912-24-9	ug/kg	< 360 U	< 370 U	< 390 U	< 400 U	< 370 U	-	< 400 U	< 410 U	< 410 U	< 430 U	< 440 U	< 420 U	< 460 U	< 570 U	< 560 U	< 410 U
BENZALDEHYDE	100-52-7	ug/kg	< 360 U	< 370 U	< 390 U	< 400 U	< 370 U	-	< 400 U	< 410 U	< 410 U	< 430 U	< 440 U	< 420 U	< 460 U	< 570 U	< 560 U	< 410 U
BENZO(A)ANTHRACENE	56-55-3	ug/kg	44	430	200	530	300	-	< 4.0 U	26	5300	620	340	1600	480	200	39	570
BENZO(A)PYRENE	50-32-8	ug/kg	48	220	110	220	130	-	< 4.0 U	30	1700	270	180	820	220	160	45	420
Benzo(B)Fluoranthene	205-99-2	ug/kg	52	540	220	540	240	-	1.4 J	38	5700	710	430	1900	620	190	61	550
Benzo(G,H,I)Perylene	191-24-2	ug/kg	27	34	11	29	12	-	< 4.0 U	20	200 J	26	18	65	26	90	32	190
Benzo(K)Fluoranthene	207-08-9	ug/kg	18	220	88	230	86	-	< 4.0 U	13	1500	180	130 J	710	140	54	18	120
BENZYL BUTYL PHTHALATE	85-68-7	ug/kg	< 190 U	< 190 U	< 200 U	< 200 U	< 190 U	-	< 210 U	< 210 U	< 210 U	< 220 U	< 230 U	< 220 U	< 240 U	< 290 U	< 290 U	< 210 U
BIPHENYL (DIPHENYL)	92-52-4	ug/kg	< 190 U	< 190 U	< 200 U	< 200 U	< 190 U	-	< 210 U	< 210 U	59 J	< 220 U	< 230 U	< 220 U	< 240 U	< 290 U	< 290 U	< 210 U
BIS(2-CHLOROETHOXY) METHANE	111-91-1	ug/kg	< 190 U	< 190 U	< 200 U	< 200 U	R	-	R	R	< 210 U	< 220 U	< 230 U	< 220 U	< 240 U	< 290 U	< 290 U	< 210 U
BIS(2-CHLOROETHYL) ETHER (2-CHLOROETHYL ETHER)	111-44-4	ug/kg	< 360 U	< 370 U	< 390 U	< 400 U	R	-	R	R	< 410 U	< 430 U	< 440 U	< 420 U	< 460 U	< 570 U	< 560 U	< 410 U
BIS(2-CHLOROISOPROPYL) ETHER	108-60-1	ug/kg	< 360 U	< 370 U	< 390 U	< 400 U	< 370 U	-	< 400 U	< 410 U	< 410 U	< 430 U	< 440 U	< 420 U	< 460 U	< 570 U	< 560 U	< 410 U
BIS(2-ETHYLHEXYL) PHTHALATE	117-81-7	ug/kg	< 190 U	< 190 U	46 J	< 200 U	R	-	R	R	230	< 220 U	< 230 U	320	210 J	980	< 290 U	< 210 U
Caprolactam	105-60-2	ug/kg	< 360 U	< 370 U	< 390 U	< 400 U	< 370 U	-	< 400 U	< 410 U	< 410 U	< 430 U	< 440 U	< 420 U	< 460 U	< 570 U	< 560 U	< 410 U
CARBAZOLE	86-74-8	ug/kg	< 360 U	77 J	< 390 U	110 J	< 370 U	-	< 400 U	< 410 U	960	110 J	87 J	300 J	120 J	59 J	< 560 U	150 J
CHRYSENE	218-01-9	ug/kg	44	460	200	540	260	-	< 4.0 U	30	5700	770	260	1700	310	120	43	330
DIBENZ(A,H)ANTHRACENE	53-70-3	ug/kg	7.6	91	31	93	37	-	< 4.0 U	5.3	520	91	40	220	65	26	7.5	53
Dibenzofuran	132-64-9	ug/kg	< 190 U	50 J	< 200 U	69 J	R	-	R	R	500	47 J	< 230 U	130 J	< 240 U	< 290 U	< 290 U	110 J
Diethyl Phthalate	84-66-2	ug/kg	< 190 U	< 190 U	< 200 U	< 200 U	< 190 U	-	< 210 U	< 210 U	< 210 U	< 220 U	< 230 U	< 220 U	< 240 U	< 290 U	< 290 U	< 210 U
DIMETHYL PHTHALATE	131-11-3	ug/kg	< 190 U	< 190 U	< 200 U	< 200 U	< 190 U	-	< 210 U	< 210 U	< 210 U	< 220 U	< 230 U	< 220 U	< 240 U	< 290 U	< 290 U	< 210 U
Di-N-Butyl Phthalate	84-74-2	ug/kg	< 190 U	< 190 U	< 200 U	< 200 U	< 190 U	-	< 210 U	< 210 U	< 210 U	< 220 U	< 230 U	85 J	< 240 U	< 290 U	< 290 U	< 210 U
DI-N-OCTYLPHTHALATE	117-84-0	ug/kg	< 360 U	< 370 U	< 390 U	< 400 U	< 370 U	-	< 400 U	< 410 U	< 410 U	< 430 U	< 440 U	< 420 U	< 460 U	< 570 U	< 560 U	< 410 U
FLUORANTHENE	206-44-0	ug/kg	110	1100	380	1300	340 J-	-	1.5 J	65	11000	1300	790	3300	1100	380	110	1200
FLUORENE	86-73-7	ug/kg	5.9	99	19	190	14	-	< 4.0 U	1.9 J	730	58	41	200	51	42	5.5 J	100
HEXACHLOROBENZENE	118-74-1	ug/kg	< 190 U	< 190 U	< 200 U	< 200 U	< 190 U	-	< 210 U	< 210 U	< 210 U	< 220 U	< 230 U	< 220 U	< 240 U	< 290 U	< 290 U	< 210 U
Hexachlorobutadiene	87-68-3	ug/kg	< 190 U	< 190 U	< 200 U	< 200 U	< 190 U	-	< 210 U	< 210 U	< 210 U	< 220 U	< 230 U	< 220 U	< 240 U	< 290 U	< 290 U	< 210 U
HEXACHLOROCYCLOPENTADIENE	77-47-4	ug/kg	< 360 U	< 370 U	< 390 U	< 400 U	< 370 U	-	< 400 U	< 410 U	< 410 U	< 430 U	< 440 U	< 420 U	< 460 U	< 570 U	< 560 U	< 410 U
HEXACHLOROETHANE	67-72-1	ug/kg	< 190 U	< 190 U	< 200 U	< 200 U	< 190 U	-	< 210 U	< 210 U	< 210 U	< 220 U	< 230 U	< 220 U	< 240 U	< 290 U	< 290 U	< 210 U
INDENO(1,2,3-C,D)PYRENE	193-39-5	ug/kg	24	210	71	180	65	-	< 4.0 U	17	1200	180	120	580	150	79	25	170
ISOPHORONE	78-59-1	ug/kg	< 190 U	< 190 U	< 200 U	< 200 U	< 190 U	-	< 210 U	< 210 U	< 210 U	< 220 U	< 230 U	< 220 U	< 240 U	< 290 U	< 290 U	< 210 U
Naphthalene	91-20-3	ug/kg	6.1 EB	59 EB	7.8 EB	98 EB	2.2 JEB	-	< 4.0 U	< 4.1 U	330	22 EB	21 EB	100 EB	25 EB	33 EB	4.9 JEB	100 EB
NITROBENZENE	98-95-3	ug/kg	< 190 U	< 190 U	< 200 U	< 200 U	< 190 U	-	< 210 U	< 210 U	< 210 U	< 220 U	< 230 U	< 220 U	< 240 U	< 290 U	< 290 U	< 210 U
N-NITROSODI-N-PROPYLAMINE	621-64-7	ug/kg	< 190 U	< 190 U	< 200 U	< 200 U	< 190 U	-	< 210 U	< 210 U	< 210 U	< 220 U	< 230 U	< 220 U	< 240 U	< 290 U	< 290 U	< 210 U
N-NITROSODIPHENYLAMINE	86-30-6	ug/kg	< 190 U	< 190 U	< 200 U	< 200 U	< 190 U	-	< 210 U	< 210 U	< 210 U	< 220 U	< 230 U	< 220 U	< 240 U	< 290 U	< 290 U	< 210 U
PENTACHLOROPHENOL	87-86-5	ug/kg	< 7.4 U	< 7.5 U	< 8.0 U	< 8.0 U	< 7.5 U	-	< 8.1 U	< 8.4 U	< 410 U	< 8.8 U	< 8.9 U	2.2 J	< 9.4 U	< 12 U	< 11 U	< 8.3 U
PHENANTHRENE	85-01-8	ug/kg	77	820	290	1300	270 J+	-	0.89 J	27	12000	1100	610	3000	910	370	58	1500
PHENOL	108-95-2	ug/kg	< 360 U	< 370 U	< 390 U	< 400 U	R	-	R	R	< 410 U	< 430 U	< 440 U	< 420 U	< 460 U	< 570 U	< 560 U	< 410 U
PYRENE	129-00-0	ug/kg	58	710	250	900	260 J-	-	< 4.0 U	52	7400	880	530	2500	780	300	79	1100

Table 12
Phase 2 Reach Floodplain Soil Analytical Results
Phase 2 Data Evaluation Summary Memorandum
Lower Neponset River
Boston and Milton, Massachusetts

Analyte	CAS Number	Units	24D-0044 24D-0044-CS 7/9/2024 N 2 - 3 ft	24D-0045 24D-0045-AS 7/9/2024 N 0 - 1 ft	24D-0046 24D-0046-AS 7/9/2024 N 0 - 1 ft	24D-0046 24D-0046-BS 7/9/2024 N 1 - 1.6 ft	24D-0047 24D-0047-AS 7/9/2024 N 0 - 1 ft	24D-0048 24D-0048-AS 7/9/2024 N 0 - 0.8 ft	24D-0049 24D-0049-AS 5/28/2024 N 0 - 1 ft	24D-0049 24D-0049-BS 5/28/2024 N 1 - 2 ft	24D-0050 24D-0050-AS 5/28/2024 N 0 - 1 ft	24D-0050 24D-0050-BS 5/29/2024 N 1 - 2 ft	24D-0050 24D-0050-CS 5/29/2024 N 2 - 3 ft	24D-0051 24D-0051-AS 5/29/2024 N 0 - 1 ft	24D-0051 24D-0051-BS 5/29/2024 N 1 - 1.7 ft	24D-0051 24D-0051-CS 5/29/2024 N 2 - 2.7 ft	24D-0052 24D-0052-AS 5/29/2024 N 0 - 1 ft	24D-0052 24D-0052-BS 5/29/2024 N 1 - 2 ft
PCDD/F																		
1,2,3,4,6,7,8-HpCDD	35822-46-9	pg/g	1920	923	809	776	113	185	559	524	467	623	1360	621	78.3	24.5	1380	131
1,2,3,4,6,7,8-HpCDF	67562-39-4	pg/g	752 J	580 J	578 J	287 J	60.2	103	254	207	288	318	736	423	389	25	643	52.4
1,2,3,4,7,8,9-HpCDF	55673-89-7	pg/g	35.1 J	16.9 J	15.8 J	11 J	2.69	3.86	9.84	7.69	7.36	9.8	19.8	10.1	4 JN	< 0.296 U	20	1.46 J
1,2,3,4,7,8-HxCDD	39227-28-6	pg/g	16.4	9	6.91	6.36	1.41 J	2.05 J	4.64	4.25	5.48	7.02	11.7 J	7.49	1.1 J	0.565 JN	11.5	2.03 J
1,2,3,4,7,8-HxCDF	70648-26-9	pg/g	42.8	31.8	36.1	15	3.87	6.64	16.8	14.5	12.2	14.3	26	15.7	5.08	0.697 JN	35.2	2.47
1,2,3,6,7,8-HxCDD	57653-85-7	pg/g	94.8	49.1	41.4	35.6	6.17	9.09	26.9 J	26.2 J	24.8 J	34 J	66.3	35.7 J	5.87 J	1.76 JN	66.7 J	8.11 J
1,2,3,6,7,8-HxCDF	57117-44-9	pg/g	26.3 J	16.1 J	17.1 J	8.14 J	2.34 J	3.98 J	9.83	7.08	7.46	6.87 JN	17.2	8.65	2.43 J	< 0.293 U	19.5	1.7 J
1,2,3,7,8,9-HxCDD	19408-74-3	pg/g	42.5	25.1	21.7	16.1	2.92	5.58	12.9	11.3	13.9	16.9	30	18.2	2.29 J	0.748 JN	32.5	4.47
1,2,3,7,8,9-HxCDF	72918-21-9	pg/g	< 1.09 U	< 0.952 U	< 1 U	< 0.692 U	< 0.34 U	< 0.449 U	< 0.438 U	< 0.392 U	< 0.449 U	< 0.307 U	< 0.687 U	< 0.302 U	< 0.266 U	< 0.337 U	< 0.38 U	< 0.355 U
1,2,3,7,8-PeCDD	40321-76-4	pg/g	8.67	4.2	3.73	3.52 JN	0.499 JN	0.877 J	3.02 J	2.28 J	2.42 J	4.12 J	6.52 JN	3.32 JN	< 0.358 UJ	< 0.477 UJ	5.46 J	0.966 J
1,2,3,7,8-PeCDF	57117-41-6	pg/g	9.24	4.78	4.47	2.82 JN	0.61 JN	1.21 J	3.15	3.2	3.11	2.97	5.53	3.3	0.469 JN	< 0.287 U	6.68	0.429 JN
2,3,4,6,7,8-HxCDF	60851-34-5	pg/g	33.4 J	19.1 J	16.9 J	11.1 J	3.05 J	4.21 J	12.7	10.6	9.61	12.3	23.4 J	12.1	3.49	0.736 J	23	2.77
2,3,4,7,8-PeCDF	57117-31-4	pg/g	67.1 J	25.8 J	20.8 J	19.5 J	3.04 J	4.25 J	16.9 J	19 J	9.6 J	19.4 J	38.5 J	15.8 J	2.83 J	0.9 J	29 J	4.31 J
2,3,7,8-TCDD	1746-01-6	pg/g	5.27 J	1.23 JN	1.03 JN	0.691 JN	< 0.965 UJ	< 0.960 UJ	0.92 JN	1.11 J	0.89 J	1.08 JN	2.31 JN	0.998 J	< 0.970 UJ	< 0.962 UJ	1.33 JN	< 0.978 UJ
2,3,7,8-TCDF	51207-31-9	pg/g	25.5	10.7	8.3	7.64	1.13 JN	1.72	5.66 J	5.12 J	4.34 J	8.63 J	15.3	4.93 JN	0.656 JN	< 0.288 UJ	13.7 J	1.2 JN
OCDD	3268-87-9	pg/g	18300 J	6850	5920	6840	785	1240	4360 EB	4450 EB	3220 EB	5460 EB	11300 EB	4620 EB	496 EB	182 EB	12000 JEB	881 EB
OCDF	39001-02-0	pg/g	1010 J	566 J	545 J	350 J	74.5	123	325	260	359	330	728 J	378	154	16.9	721	64.3
Total HpCDD	RA_Total_HpCDD	pg/g	3550	1633	1436	1459	208.3	331	1051	935	809	1117	2520	1071	130.7	41.8	2880	229.2
Total HpCDF	RA_Total_HpCDF	pg/g	1878.7	1149.38	1050.1	661.79	122.43	207.58	557.08	470.68	589.2	693.78	1630.8	842.21	687	47.4	1372.8	121.76
Total HxCDD	RA_Total_HxCDD	pg/g	567.73	299.69	258.59	202.45	37.11	59.702	165.98	146.04	162.638	209.39	463.2	216.38	29.62	10.503	426.65	47.21
Total HxCDF	RA_Total_HxCDF	pg/g	746.57	412.16	372.34	244.59	52.659	86.938	241.322	206.296	208.239	264.36	583.59	294.43	170.88	16.103	511.69	53.112
Total PeCDD	RA_Total_PeCDD	pg/g	81.24	36.277	32.336	20.253	4.002	6.455	21.999	19.098	19.135	24.957	51.6	24.586	1.872 U	< 0.477 U	49.47	4.706
Total PeCDF	RA_Total_PeCDF	pg/g	495.02	215.09	173.5	140.63	26.699	41.968	152.31	152.58	95.94	154.35	301.12	131.79	21.816	5.136	263.331	40.399
Total TCDD	RA_Total_TCDD	pg/g	35.23	10.627	9.452	5.071	1.155 U	1.444 U	7.836	6.607	3.75	5.661	17.215	5.748	< 0.970 U	< 0.962 U	19.585	< 0.978 U
Total TCDF	RA_Total_TCDF	pg/g	501.71	151.54	122.73	105.728	21.599	27.811	108.021	134.646	55.681	118.74	259.71	91.879	7.869	0.896 U	213.91	22.123
Total PCDD/F TEQ (Bird)	RA-TEQ-B-DF	pg/g	135.454	60.1926	51.64	41.816	6.90805	10.5923	36.2049	35.7944	26.1785	43.735	84.2118	37.0263	9.0489	1.45834	71.7021	8.60663
Total PCDD/F TEQ (Fish)	RA-TEQ-F-DF	pg/g	80.772	38.6796	34.288	26.08	4.65575	7.1931	23.1474	22.1659	18.315	27.326	52.7153	26.0103	7.27615	1.19527	46.1031	5.80138
Total PCDD/F TEQ (Mammal)	RA-TEQ-M-DF	pg/g	95.3812	46.8272	41.9426	33.0366	5.53505	8.8428	27.6814	25.8909	22.7596	32.3561	64.3023	31.4744	7.86267	1.27527	60.1467	6.67906
PCB Congeners																		
PCB-001	2051-60-7	ng/g	203 J	19 J	78.1 J	2.02 J	2.78	3.84	R	0.739	3.28	1.08	3.83 J	< 0.0334 U	R	< 0.0341 U	10.4	< 0.0337 U
PCB-002	2051-61-8	ng/g	54.2 J	0.399	0.571	< 0.0461 U	< 0.0465 U	< 0.0463 U	< 0.0446 U	< 0.0461 U	< 0.0469 U	< 0.0475 U	2.62	< 0.0468 U	< 0.0475 U	< 0.0478 U	< 0.0474 U	< 0.0472 U
PCB-003	2051-62-9	ng/g	276 J	9.92 J	17.2 J	1.19 J	1.68	2.12	< 0.0459 U	< 0.0475 U	1.07	< 0.0489 U	8.03	< 0.0481 U	< 0.0489 U	< 0.0492 U	4.61	< 0.0486 U
PCB-004/010	PCB-4/10	ng/g	1580 J	48.5 J	130 J	5.11	8.18	6.83	8.52 J	7.54 J	8.62 J	2.45 J	48.5 J	5.2 J	< 0.0854 UJ	< 0.0859 UJ	43.2 J	1.26 J
PCB-005/008	PCB-5/8	ng/g	1740 J	65.8 J	113 J	6.81	7.58	8.11	8.27	9.72	8.25	2.43	130 J	5.52	< 0.0785 U	< 0.079 U	41.9 J	0.931
PCB-006	25569-80-6	ng/g	1860 J	8.43 J	13.3 J	1.41 J	1.29	1.51	1.53	1.67	1.74	0.42	234 J	1.03	< 0.0459 U	< 0.0462 U	6.73	< 0.0457 U
PCB-007/009	PCB-7/9	ng/g	121 J	1.51	2.55	0.29	< 0.0846 U	0.324	< 0.0811 U	< 0.0838 U	< 0.0852 U	< 0.0864 U	12.1	< 0.085 U	< 0.0864 U	< 0.0869 U	1.18	< 0.0858 U
PCB-011	2050-67-1	ng/g	95.5 J	1.77	2.61	0.323	0.383	0.432	< 0.0422 U	< 0.0436 U	0.297	< 0.045 U	9.28	< 0.0443 U	< 0.045 U	< 0.0453 U	1.24	< 0.0447 U
PCB-012/013	PCB-12/13	ng/g	293 J	5.31 J	6.69 J	1.14 J	0.973	1.13	< 0.105 U	1.05	0.582	< 0.112 U	35.2	1	< 0.112 U	< 0.112 U	3.16	< 0.111 U
PCB-014	34883-41-5	ng/g	0.663	< 0.0415 U	< 0.0418 U	< 0.0427 U	< 0.043 U	< 0.0428 U	< 0.0413 U	< 0.0427 U	< 0.0434 U	< 0.044 U	< 0.0442 U	< 0.0433 U	< 0.044 U	< 0.0443 U	< 0.0438 U	< 0.0437 U
PCB-015	2050-68-2	ng/g	544 J	50.8 J	64.2 J	20.1	11	11.8	10.5	23.1	6.01	3.12	56.7 J	15.7	< 0.0404 U	< 0.0407 U	31.4	1.27
PCB-016/032	PCB-16/32	ng/g	2740 J	30.5	45.4 J	18.7	11	4.95	8.34	21.9	5.28	4.87	362 J	7.56	< 0.116 U	< 0.117 U	34.3	1.96
PCB-017	37680-66-3	ng/g	1740 J	23.2	35.8	9.18	7.44	3.79	7.02	16.4	4.12	2.31	224 J	5.62	3.94	< 0.0544 U	24.4	1.36
PCB-018	37680-65-2	ng/g	3420 J	12.7	16.6	15	8.47	2.8	4.36	24.6	3.05	4.11	532 J	5.99	< 0.0623 U	< 0.0627 U	15.2	1.05
PCB-019	38444-73-4	ng/g	571 J	10.4	20.1	2.46	3.2	1.77	2.7 J	3.02 J	1.85 J	0.905 J	39	1.78 J	< 0.0426 UJ	< 0.0429 UJ	14.8 J	0.623 J
PCB-020/021/033	PCB-20/21/33	ng/g	676 J	8.17	5.85	7.06	5.51	1.53	2.14	19.8	1.08	2.79	203 J	3.63	< 0.14 U	< 0.141 U	7.25	0.935
PCB-022	38444-85-8	ng/g	1020 J	9.51	6.93	6.61	7.16	2.25	3.3	25.8	1.27	1.68	176 J	6.64	< 0.0465 U	< 0.0468 U	7.02	0.677
PCB-023/034	PCB-23/34	ng/g	68.4 J	0.579	0.774	< 0.0796 U	< 0.0803 U	< 0.0798 U	< 0.077 U	< 0.0796 U	< 0.0809 U	< 0.082 U	9.91 J	< 0.0808 U	< 0.082 U	< 0.0826 U	< 0.0818 U	< 0.0815 U
PCB-024/027	PCB-24/27	ng/g	390 J	7.1 J	15.8 J	3.15 J	1.7	1.19	1.93	3.33	1.56	0.802	27.4 J	1.36	< 0.0945 U	< 0.0951 U	9.54	0.382
PCB-025	55712-37-3	ng/g	1680 J	10.9	11.6	3.23	3.22	2.57	2.65 J	8.26 J	1.9 J	0.601 J	416 J	3.49 J	< 0.0465 UJ	< 0.0468 UJ	10.2 J	0.427 J
PCB-026	38444-81-4	ng/g	3510 J	17.5	21	6.89	5.73	3.48	4.8	17.6	2.84	2.04	591 J	6.28	< 0.0381 U	< 0.0383 U	15.5	0.771
PCB-028	7012-37-5	ng/g	2620 J	67.9 J	60.9 J	58.5 J	43.6 J	16.7	29.5	204 J	8.16	9.68	692 J	63.7 J	3.1	1.31	44.5 J	3.43
PCB-029	15862-07-4	ng/g	< 0.0569 U	< 0.0544 U	< 0.0547 U	< 0.0559 U	< 0.0564 U	< 0.056 U	< 0.0541 U	< 0.0559 U	< 0.0568 U	< 0.0576 U	< 0.0579 UJ	< 0.0567 U	< 0.0576 U	< 0.058 U	< 0.0574 U	< 0.0572 U
PCB-030	35693-92-6	ng/g	1.35	< 0.0542 U	< 0.0545 U	< 0.0557 U	< 0.0562 U	< 0.0559 U	< 0.0539 U	< 0.0557 U	< 0.0566 U	< 0.0574 U	< 0.0577 UJ	< 0.0565 U	< 0.0574 U	< 0.0578 U	< 0.0572 U	< 0.057 U
PCB-031	16606-02-3	ng/g	4610 J	52.8 J	46.9 J	31.1	29.5	10.8	18.7	83.1 J	5.96	8.17	692 J	31.4	2.13	0.669	35.1	2.11
PCB-035	37680-69-6	ng/g	28.8 J+	0.878 J+	0.713 J+	0.815 J+	< 0.0527 UJ	< 0.0524 UJ	< 0.0505 U	3.65 J+	< 0.0531 U	< 0.0538 U	6.84 J	< 0.053 U	< 0.0538 U	< 0.0542 U	< 0.0537 U	< 0.0535 U
PCB-036	38444-87-0	ng/g	< 0.0421 U	< 0.0402 U	< 0.0405 U	< 0.0414 U	< 0.0417 U	< 0.0415 U	< 0.04 U	< 0.0413 U	< 0.042 U	< 0.0426 U	5.94 J	< 0.0419 U	< 0.0426 U	< 0.0429 U	< 0.0424 U	< 0.0423 U
PCB-037	38444-90-5	ng/g	347 J	30.4	24.7	32.3	14.9	7.52	15.4	80.9 J	3.11	5.01	76 J	34.7	0.992	0.455	22.2	2.21
PCB-038	53555-66-1	ng/g	< 0.0631 U	< 0.0603 U	< 0.0607 U	< 0.062 U	< 0.0625 U	< 0.0622 U	< 0.06 U	< 0.062 U	< 0.063 U	< 0.0639 U	6.79 J	< 0.0629 U	< 0.0639 U	< 0.0643 U	< 0.0637 U	< 0.0635 U
PCB-039	38444-88-1	ng/g	15.1	0.77	0.604	< 0.04 U	< 0.0403 U	< 0.0401 U	< 0.0387 U	< 0.04 U	< 0.0406 U	< 0.0412 U	2.51 J	< 0.0406 U	< 0.0412 U	< 0.0415 U	< 0.0411 U	< 0.041 U
PCB-040	38444-93-8	ng/g	418 J	4.03 J	7.48 J	23.4 J	1.88	0.597	3.82	21.4	0.702	2.22	111 J	2.7	< 0.0495 U	< 0.0498 U	14.9	1.6
PCB-041/064	PCB-41/64	ng/g	1110 J	47.3 J	53.5 J	103 J	13.2	6.29	43.1 J	147 J	5.13	13.4	268 J	43.8 J	2.13	1.07	54.1 J	5.01
PCB-042	36559-22-5	ng/g	1070 J	21.9 J	35.1 J	70.7 J	5.99	3	20.9	75.4 J	3.01	11	246 J	19	1	0.532	47.7 J	4.34
PCB-043/049	PCB-43/49	ng/g	3260 J	147 J	172 J	222 J	27.7	19.8	106 J	271 J	18.2	46 J	725 J	103 J	5.65	2.2	147 J	10.7
PCB-044	41464-39-5	ng/g	2780 J	45.8 J	80.3 J	204 J	15.2	7.45	60.4 J	242 J	7.83	32.9	683 J	50.4 J	2.82	1.18	95.3 J	8.9
PCB-045	70362-45-7	ng/g	384 J	5.78 J	8.97 J	18.5 J	1.45	0.691	5.18	20.9	0.913	3.2	111 J	3.38	< 0.0424 U	< 0.0427 U	10.5	1.11
PCB-046	41464-47-5	ng/g	240 J	1.36 J	2.21 J	5.78 J	0.555	0.277	1.02 J	5.36 J	< 0.0467 UJ	0.796 J	44.8 J	< 0.0466 UJ	< 0.0473 UJ	< 0.0476 UJ	3.18 J	0.376 J
PCB-047/048/075	PCB-47/48/75	ng/g	1340 J	120 J	160 J	160 J	21.4	15.8	86.2 J	216 J	17	29.6	287 J	73.3 J	3.95	1.54	161 J	9.86
PCB-050	62796-65-0	ng/g	15.4	0.369	0.801	0.38	< 0.0552 U	< 0.0549 U	< 0.053 U	< 0.0547 U	< 0.0556 U	< 0.0564 U	2.73	< 0.0555 U	< 0.0564 U	< 0.0568 U	< 0.0562 U	< 0.056 U
PCB-051	68194-04-7	ng/g	279 J	4.18	7.76	6.31	1.08	0.493	2.93	7.93	1.17	1.34	34.4	1.9	< 0.0475 U	< 0.0478 U	7.98	0.536
PCB-052/073	PCB-52/73	ng/g	3490 J	135 J	176 J	299 J	28.2	19.9	128 J	316 J	23.2	71.9 J	789 J	119 J	6.29	2.58	175 J	14
PCB-053	41464-41-9	ng/g	726 J	11	23	28.5	2.21	1.31	9.14	24.7	2.68	5.94	107 J	6.43	0.456	< 0.0429 U	22.5	1.87
PCB-054	15968-05-5	ng/g	16.3	0.408	0.731	0.328	< 0.0463 U	< 0.0461 U	< 0.0444 U	0.203	< 0.0467 U	< 0.0473 U	1.77	< 0.0466 U	< 0.0473 U	< 0.0476 U	0.812	< 0.047 U
PCB-055	74338-24-2	ng/g	9.39	0.751	0.57	1.11	0.606	0.273	0.894	6.79	< 0.0774 U	< 0.0785 U	2.24	1.27	< 0.0785 U	< 0.079 U	0.874	< 0.078 U

Table 12
Phase 2 Reach Floodplain Soil Analytical Results
Phase 2 Data Evaluation Summary Memorandum
Lower Neponset River
Boston and Milton, Massachusetts

Analyte	CAS Number	Units	24D-0044 24D-0044-CS 7/9/2024 N 2 - 3 ft	24D-0045 24D-0045-AS 7/9/2024 N 0 - 1 ft	24D-0046 24D-0046-AS 7/9/2024 N 0 - 1 ft	24D-0046 24D-0046-BS 7/9/2024 N 1 - 1.6 ft	24D-0047 24D-0047-AS 7/9/2024 N 0 - 1 ft	24D-0048 24D-0048-AS 7/9/2024 N 0 - 0.8 ft	24D-0049 24D-0049-AS 5/28/2024 N 0 - 1 ft	24D-0049 24D-0049-BS 5/28/2024 N 1 - 2 ft	24D-0050 24D-0050-AS 5/28/2024 N 0 - 1 ft	24D-0050 24D-0050-BS 5/29/2024 N 1 - 2 ft	24D-0050 24D-0050-CS 5/29/2024 N 2 - 3 ft	24D-0051 24D-0051-AS 5/29/2024 N 0 - 1 ft	24D-0051 24D-0051-BS 5/29/2024 N 1 - 1.7 ft	24D-0051 24D-0051-CS 5/29/2024 N 2 - 2.7 ft	24D-0052 24D-0052-AS 5/29/2024 N 0 - 1 ft	24D-0052 24D-0052-BS 5/29/2024 N 1 - 2 ft
PCB-056/060	PCB-56/60	ng/g	138 J	74.7 J	48.1 J	129 J	26.8	14.6	48.4 J	273 J	6.82	17.9	77 J	85.6 J	3.88	1.72	64.7 J	6.97
PCB-057	70424-67-8	ng/g	47.9 J	1.43	1.09	0.673	0.303	0.186 J	< 0.0393 U	2.49	< 0.0412 U	< 0.0418 U	9.59 J	< 0.0412 U	< 0.0418 U	< 0.0421 U	0.775	< 0.0415 U
PCB-058	41464-49-7	ng/g	7.1	0.726	0.578	0.624	< 0.0517 UJ	< 0.0514 UJ	< 0.0496 U	1.09	< 0.0521 U	< 0.0528 U	3.05	< 0.052 U	< 0.0528 U	< 0.0532 U	0.743	< 0.0525 U
PCB-059	74472-33-6	ng/g	112 J	4.85	6.42	11.6	1.56	0.734	5.37	23.4	0.565	1.8	35.9	4.72	0.395	0.35	7.19	0.69
PCB-061/074	PCB-61/74	ng/g	480 J	56.5 J	42.6 J	72.5 J	23.8	14.6	43.7 J	202 J	4.81	5.89	155 J	70.1 J	3.33	1.35	27.8	2.78
PCB-062	54230-22-7	ng/g	< 0.0472 U	< 0.0451 U	< 0.0454 U	< 0.0463 U	< 0.0467 U	< 0.0464 U	< 0.0448 U	< 0.0463 U	< 0.0471 U	< 0.0477 U	< 0.0479 U	< 0.047 U	< 0.0477 U	< 0.048 U	< 0.0476 U	< 0.0474 U
PCB-063	74472-34-7	ng/g	132 J	9.76 J	6.98 J	5.04 J	2.48	1.68	4.78	17	0.778	< 0.0384 U	27.6	6.34	0.34	< 0.0387 U	4.14	< 0.0382 U
PCB-065	33284-54-7	ng/g	< 0.0659 U	< 0.0629 U	< 0.0633 U	< 0.0647 U	< 0.0652 U	< 0.0649 U	< 0.0626 U	< 0.0647 U	< 0.0657 U	< 0.0666 U	< 0.067 U	< 0.0656 U	< 0.0667 U	< 0.0671 U	< 0.0664 U	< 0.0662 U
PCB-066/080	PCB-66/80	ng/g	435 J	184 J	124 J	286 J	50.9 J	35.6	127 J	472 J	16	57 J	203 J	179 J	8.38	3.4	118 J	11.7
PCB-067	73575-53-8	ng/g	42.7 J	2.59 J	2.37 J	3.79 J	1.33	0.59	2.21	13.4	< 0.0597 U	< 0.0605 U	18.7	3.75	< 0.0605 U	< 0.0609 U	2.78	< 0.0602 U
PCB-068	73575-52-7	ng/g	40.6 J	2.75	3.78	1.48	0.392	0.426	1.05	< 0.0685 U	0.646	< 0.0706 U	< 0.0709 UJ	< 0.0695 U	< 0.0706 U	< 0.0711 U	2.99	< 0.0701 U
PCB-069	60233-24-1	ng/g	5.61	< 0.0499 U	< 0.0502 U	< 0.0513 U	< 0.0517 U	< 0.0514 U	< 0.0496 U	< 0.0513 U	< 0.0521 U	< 0.0528 U	< 0.0531 UJ	< 0.052 U	< 0.0528 U	< 0.0532 U	< 0.0527 U	< 0.0525 U
PCB-070	32598-11-1	ng/g	278 J	162 J	120 J	298 J	46.5 J	29.4	124 J	446 J	18.2	72.7 J	166 J	161 J	8.05	3.02	129 J	12.6
PCB-071	41464-46-4	ng/g	862 J	15.1	28	54.1 J	3.92	1.55	7.46	47.1 J	2.83	7.3	188 J	12.4	0.644	0.4	35.4	2.89
PCB-072	41464-42-0	ng/g	47.5 J	4.65	4.55	2.18	0.399	0.632	1.8	3.09	0.7	0.755	8.66	1.58	< 0.0546 U	< 0.055 U	4.52	< 0.0543 U
PCB-076	70362-48-0	ng/g	< 0.0772 U	< 0.0737 U	< 0.0742 U	< 0.0758 U	< 0.0764 U	< 0.076 U	< 0.0733 U	< 0.0758 U	< 0.077 U	< 0.0781 U	< 0.0785 U	< 0.0769 U	< 0.0781 U	< 0.0786 U	< 0.0778 U	< 0.0776 U
PCB-077	32598-13-3	ng/g	74.7 J	28.2 J	18.4 J	32.6 J	7.56 J+	4.5 J+	16.4 J+	52.1 J	4.45 J+	10.8 J+	30.9 J+	25.6 J+	1.51 J+	0.623 J+	24.5 J+	2.25 J+
PCB-078	70362-49-1	ng/g	< 0.0803 U	< 0.0767 U	< 0.0772 U	< 0.0789 U	< 0.0795 U	< 0.0791 U	< 0.0763 U	< 0.0788 U	< 0.0801 U	< 0.0812 U	2.01	< 0.08 U	< 0.0812 U	< 0.0818 U	< 0.081 U	< 0.0807 U
PCB-079	41464-48-6	ng/g	< 0.045 U	< 0.043 U	< 0.0433 U	< 0.0442 U	< 0.0446 U	< 0.0443 U	< 0.0428 U	< 0.0442 U	< 0.0449 U	< 0.0455 U	< 0.0458 UJ	< 0.0448 U	< 0.0456 U	< 0.0458 U	< 0.0454 U	< 0.0453 U
PCB-081	70362-50-4	ng/g	8.54 J	2.62 J	1.49 J	3.28 J	0.542 J	0.42 J	1.95 J+	5.26 J+	0.576 J+	1.34 J+	2.61 J	2.74 J+	< 0.0722 U	< 0.0726 U	2.06 J+	< 0.0717 U
PCB-082	52663-62-4	ng/g	79.3 J	15.2 J	10.4 J	27.2 J	2.35	1.51	7.88	26.8	2.56	11	27.2 J	11.5	< 0.0767 U	< 0.0772 U	16.2	1.36
PCB-083/109	PCB-83/109	ng/g	67.1 J	7.71 J	6.5 J	9.86 J	1.17	0.935	4.4	10.2	1.19	4.09	18.4 J	4.69	< 0.176 U	< 0.177 U	8.73	< 0.175 U
PCB-084	52663-60-2	ng/g	277 J	20.8 J	19.8 J	41.9 J	2.96	1.82	11.6	38.3 J	4.09	13	87.8 J	13.8	0.786	0.501	28.1	2.67
PCB-085/120	PCB-85/120	ng/g	135 J	40.3 J	27.7 J	55.5 J	6.35	5.66	21.2	53 J	9.73	29.4	50.6 J	32.1	2.18	0.989	37	2.84
PCB-086/097	PCB-86/97	ng/g	150 J	37.4 J	28 J	61 J	6.21	4.45	19.6	58.9 J	7.49	24.2	59.4 J	28.1	1.76	0.754	38.9	2.73
PCB-087/115/116	PCB-87/115/116	ng/g	233 J	62.2 J	42.3 J	86.2 J	9.75	7.48	33.2	88.9 J	11.5	36.5	73.6 J	46.4 J	2.58	0.959	56.5 J	3.59
PCB-088/121	PCB-88/121	ng/g	1.95	< 0.149 U	0.452	0.718	< 0.154 U	< 0.153 U	< 0.148 U	< 0.153 U	< 0.155 U	< 0.157 U	0.708 J	< 0.155 U	< 0.157 U	< 0.158 U	< 0.157 U	< 0.156 U
PCB-089/090/101	PCB-89/90/101	ng/g	409 J	115 J	84.3 J	146 J	18	15	61.1 J	144 J	24.8	62.1 J	157 J	75.5 J	4.65	1.99	114 J	8.25
PCB-091	68194-05-8	ng/g	244 J	30.5 J	24.4 J	33.5 J	3.39	2.86	13.4	33.1	5.2	16.3	61.3 J	17.1	0.965	0.556	30.2	2.37
PCB-092	52663-61-3	ng/g	175 J	28.1 J	22.5 J	24.2 J	3.42	3.3	12.1	24.4	5.58	11.6	43.2 J	14.4	0.971	0.367	27.6	1.99
PCB-093/095	PCB-93/95	ng/g	635 J	83.8 J	66.1 J	112 J	9.96	7.92	43 J	107 J	15.9	51.8 J	202 J	51.5 J	3.36	1.46	87.3 J	7.05
PCB-094	73575-55-0	ng/g	19.1 J	2.05 J	1.93 J	1.77 J	< 0.0459 UJ	< 0.0457 UJ	< 0.0441 U	1.92	< 0.0463 U	< 0.0469 U	3.5 J	0.792	< 0.0469 U	< 0.0472 U	2.27	< 0.0466 U
PCB-096	73575-54-9	ng/g	27.5 J	1.37 J	1.06 J	2.18 J	< 0.0591 U	< 0.0587 U	0.568	2.04	< 0.0595 U	0.992	6.42 J	0.734	< 0.0603 U	< 0.0607 U	1.61	< 0.06 U
PCB-098/102	PCB-98/102	ng/g	73.2 J	6.73 J	6.65 J	10.5 J	0.678	0.496	3.39	10.1	0.692	3.95	21.2 J	4.08	< 0.099 U	< 0.0996 U	7.41	< 0.0984 U
PCB-099	38380-01-7	ng/g	270 J	79.1 J	56.3 J	93.7 J	11.7	10.8	40.2 J	92.1 J	17.8	46 J	96.7 J	53 J	3.64	1.35	72.7 J	5.17
PCB-100	39485-83-1	ng/g	12.5 J	1.72 J	1.75 J	1.04 J	< 0.0564 UJ	< 0.056 UJ	< 0.0541 U	0.841	< 0.0568 U	< 0.0576 U	1.72 J	0.626	< 0.0576 U	< 0.058 U	1.57	< 0.0572 U
PCB-103	60145-21-3	ng/g	16.8 J	2.15 J	1.86 J	1.39 J	< 0.0569 U	0.234	0.799	1.8	< 0.0574 U	< 0.0582 U	3.59 J	0.828	< 0.0582 U	< 0.0585 U	2.03	< 0.0578 U
PCB-104	56558-16-8	ng/g	0.527	< 0.0421 U	< 0.0424 U	< 0.0433 U	< 0.0436 U	< 0.0434 U	< 0.0418 U	< 0.0432 U	< 0.044 U	< 0.0446 U	< 0.0448 UJ	< 0.0439 U	< 0.0446 U	< 0.0449 U	< 0.0444 U	< 0.0443 U
PCB-105/127	PCB-105/127	ng/g	120 J	61.1 J	41.9 J	89 J	13	10.7	32.5	101 J	12.3	27.5	51.2 J	50.4 J	2.47	1.11	48.6 J	3.56
PCB-106/118	PCB-106/118	ng/g	323 J	122 J	88 J	150 J	21.4	18.7	63.8 J	153 J	24.6	59.2 J	131 J	87.2 J	4.9	2.17	103 J	6.62
PCB-107/108	PCB-107/108	ng/g	37.8 J	10.8 J	7.83 J	12 J	1.91	1.85	6	13.1	2.05	4.73	12.9 J	7.9	< 0.126 U	< 0.127 U	9.5	< 0.125 U
PCB-110	38380-03-9	ng/g	967 J	145 J	122 J	179 J	21.8	17.5	73.9 J	173 J	31.1	86.4 J	293 J	91.2 J	6.08	2.55	163 J	11.3
PCB-111/117	PCB-111/117	ng/g	< 0.281 U	< 0.268 U	< 0.27 U	< 0.276 U	< 0.278 U	< 0.276 U	< 0.267 U	< 0.276 U	< 0.28 U	< 0.284 U	63.7 J	< 0.28 U	< 0.284 U	< 0.286 U	< 0.283 U	< 0.282 U
PCB-112	74472-36-9	ng/g	4.55	0.702	0.682	0.599	< 0.0562 U	< 0.0559 U	< 0.0539 U	0.858	< 0.0566 U	< 0.0574 U	1.2 J	0.39	< 0.0574 U	< 0.0578 U	0.626	< 0.057 U
PCB-113	68194-10-5	ng/g	8.23	0.89	0.8	0.706	< 0.0465 U	< 0.0463 U	< 0.0446 U	< 0.0461 U	< 0.0469 U	< 0.0475 U	2.17 J	< 0.0468 U	< 0.0475 U	< 0.0478 U	1.04	< 0.0472 U
PCB-114	74472-37-0	ng/g	9.55 J	3.45 J	2.72 J	4.61 J	0.944	0.721	2.55	6.59	< 0.0729 U	< 0.0739 U	3.99 J	3.36	< 0.074 U	< 0.0744 U	2.58	< 0.0735 U
PCB-119	56558-17-9	ng/g	40.1 J	6.29 J	5.25 J	4.68 J	0.819	0.875	2.68	4.85	1.08	1.94	9.72 J	3.08	< 0.057 U	< 0.0574 U	5.74	< 0.0566 U
PCB-122	76842-07-4	ng/g	3.66 J	2.41 J	1.44 J	3.3 J	0.421 J	0.34 J	< 0.0767 U	3.13	< 0.0805 U	1.6	2.37 J	1.69	< 0.0816 U	< 0.0822 U	1.92	< 0.0811 U
PCB-123	65510-44-3	ng/g	9.68 J	4.69 J	3.28 J	5.4 J	0.725 J+	0.71 J+	2.61 J	5.55 J	1.35 J	2.83 J	4.47 J	3.11 J	< 0.0633 UJ	< 0.0637 UJ	4.32 J	< 0.0629 UJ
PCB-124	70424-70-3	ng/g	7.02 J	4.81 J	3.2 J	6.17 J	0.79	0.743	2.77	6.64	1.35	3.44	4.08 J	3.8	< 0.0355 U	< 0.0357 U	4.64	< 0.0353 U
PCB-125	74472-39-2	ng/g	1.23	< 0.041 U	< 0.0412 U	0.972	< 0.0425 U	0.193	< 0.0407 UJ	1.29 J	< 0.0428 UJ	0.669 J	< 0.0436 UJ	0.616 J	< 0.0434 UJ	< 0.0437 UJ	0.634 J	< 0.0431 UJ
PCB-126	57465-28-8	ng/g	< 0.0503 U	1.13 J+	1.14 J+	1.11 J+	< 0.0498 U	< 0.0495 U	< 0.0478 U	< 0.0494 U	< 0.0502 U	< 0.0509 U	< 0.0511 UJ	< 0.0501 U	< 0.0509 U	< 0.0512 U	1.35 J+	< 0.0506 U
PCB-128	38380-07-3	ng/g	43 J	16.4 J	11.6 J	12.6 J	2.39	2.42	7.16	11.9	4.57	7.24	12.7	8.24	0.629	< 0.0707 U	18	1.4
PCB-129	55215-18-4	ng/g	7.98 J	3.86 J	2.72 J	3.49 J	0.533	0.472	1.71	3.09	0.788	1.81	2.76 J	2.23	< 0.097 U	< 0.0976 U	3.87	< 0.0964 U
PCB-130	52663-66-8	ng/g	18.9 J	5.45 J	4.16 J	3.91 J	0.766	0.742	2.37	3.53	1.48	2.48	5.58	2.69	< 0.0958 U	< 0.0965 U	6.05	< 0.0952 U
PCB-131/142	PCB-131/142	ng/g	2.65 J	0.903 J	0.646 J	0.898 J	0.178 J	0.132 J	0.443 J	0.778 J	< 0.0212 UJ	< 0.0215 UJ	1.05	0.526 J	< 0.0215 UJ	< 0.0216 UJ	0.977 J	< 0.0214 UJ
PCB-132/168	PCB-132/168	ng/g	85.5 J	25.1 J	17.6 J	19.5 J	3.23	2.85	10.9	18.3	5.82	11.4	28.6	11.5	0.759	0.352	28.1	1.75
PCB-133	35694-04-3	ng/g	6.83 J	1.53 J	1.3 J	0.841 J	0.225	0.227	0.675 J	0.689 J	< 0.101 UJ	< 0.103 UJ	1.75	0.505 J	< 0.103 UJ	< 0.103 UJ	1.55 J	< 0.102 UJ
PCB-134	52704-70-8	ng/g	16.2 J	4.08 J	3.11 J	2.99 J	0.436	0.467	1.74 J	2.68 J	0.824 J	1.28 J	4.36	1.78 J	< 0.136 UJ	< 0.137 UJ	4.38 J	< 0.136 UJ
PCB-135/144	PCB-135/144	ng/g	43.2 J	11.5 J	8.14 J	8.22 J	1.13	1.3	4.61	7.62	2.52	4.54	12.8	4.99	0.41	< 0.115 U	12.3	0.756
PCB-136	38411-22-2	ng/g	35 J	7.86 J	5.7 J	6.38 J	0.877	0.746	3.25	5.61	1.65	3.61	10.2	3.42	0.284	< 0.0804 U	8.72	0.631
PCB-137	35694-06-5	ng/g	11.9 J	5.44 J	3.73 J	4.2 J	0.793 J	0.7 J	2.5	3.87	1.45	2.21	3.74	2.85	< 0.13 U	< 0.131 U	5.61	< 0.129 U
PCB-138/163/164	PCB-138/163/164	ng/g	224 J	89.5 J	61.2 J	65.6 J	12	11.8	40 J	62 J	23	38	67.1 J	41.6 J	2.97	1	96.1 J	6.04
PCB-139/149	PCB-139/149	ng/g	178 J	51.3 J	36.2 J	38.2 J	5.99	6.06	22.2	34.4	11.6	21.5	54.4 J	22.6	1.81	0.591	56 J	3.55
PCB-140	59291-64-4	ng/g	2.32 J	0.561 J	0.528 J	0.357 J	< 0.0618 U	< 0.0614 U	< 0.0592 U	< 0.0612 U	< 0.0622 U	< 0.0631 U	< 0.0634 U	< 0.0621 U	< 0.0631 U	< 0.0635 U	< 0.0629 U	< 0.0627 U
PCB-141	52712-04-6	ng/g	24.2 J	13.1 J	8.16 J	11.3 J	1.71 J	1.5 J	5.62 J	10.2 J	3.39 J	6.58 J	9.89	6.51 J	0.507 J	< 0.119 UJ	13.8 J	0.925 J
PCB-143	68194-15-0	ng/g	< 0.0628 U	< 0.06 U	< 0.0603 U	0.437	< 0.0622 U	< 0.0618 U	< 0.0596 U	< 0.0616 U	< 0.0626 U	< 0.0635 U	< 0.0638 U	< 0.0625 U	< 0.0635 U	< 0.0639 U	< 0.0633 U	< 0.0631 U
PCB-145	74472-40-5	ng/g	0.259	< 0.0749 U	< 0.0753 U	< 0.077 U	< 0.0776 U	< 0.0772 U	< 0.0744 U	< 0.0769 U	< 0.0782 U	< 0.0793 U	< 0.0796 U	< 0.078 U	< 0.0793 U	< 0.0798 U	< 0.079 U	< 0.0788 U
PCB-146	51908-16-8	ng/g	31.1 J	9.28 J	6.86 J	5.95 J	1.05	1.19	3.89	5.71	2.05	3.41	9.69	3.91	0.351	< 0.057 U	9.95	0.568
PCB-147	68194-13-8	ng/g	14.3 J	2.78 J	2.43 J	1.45 J	0.322	0.422	0.994	1.31	0.642	0.793	1.97	1.03	< 0.0767 U	< 0.0772 U	2.99	< 0.0762 U
PCB-148	74472-41-6	ng/g	1.06	0.177 J	0.231	< 0.0664 U	< 0.067 U	< 0.0666 U	< 0.0642 U	< 0.0664 U	< 0.0675 U	< 0.0684 U	< 0.0688 U	< 0.0674 U	< 0.0684 U	< 0.0689 U	< 0.0682 U	< 0.068 U
PCB-150	68194-08-1	ng/g	1.33	0.2	0.201	0.0955 J	< 0.0768 U	< 0.0764 U	< 0.0737 U	< 0.0762 U	< 0.0774 U	< 0.0785 U	0.173 J	< 0.0773 U	< 0.0785 U	< 0.079 U	0.175 J	< 0.078 U
PCB-151	52663-63-5	ng/g	49.5 J	12.7 J	9.4 J	9.29 J	1.36	1.37	5.12	8.21	2.63	5.3	13.9	5.14	0.385	< 0.0611 U	12.8	0.982
PCB-152	68194-09-2	ng/g	1.29	0.231	0.198	0.131 J	< 0.0849 U	< 0.0844 U	< 0.0815 U	< 0.0842 U	< 0.0856 U	< 0.0868 U	< 0.0872 U	< 0.0854 U	< 0.0868 U	< 0.0873 U	0.236	< 0.0862 U

Table 12
Phase 2 Reach Floodplain Soil Analytical Results
Phase 2 Data Evaluation Summary Memorandum
Lower Neponset River
Boston and Milton, Massachusetts

Analyte	CAS Number	Units	24D-0044 24D-0044-CS 7/9/2024 N 2 - 3 ft	24D-0045 24D-0045-AS 7/9/2024 N 0 - 1 ft	24D-0046 24D-0046-AS 7/9/2024 N 0 - 1 ft	24D-0046 24D-0046-BS 7/9/2024 N 1 - 1.6 ft	24D-0047 24D-0047-AS 7/9/2024 N 0 - 1 ft	24D-0048 24D-0048-AS 7/9/2024 N 0 - 0.8 ft	24D-0049 24D-0049-AS 5/28/2024 N 0 - 1 ft	24D-0049 24D-0049-BS 5/28/2024 N 1 - 2 ft	24D-0050 24D-0050-AS 5/28/2024 N 0 - 1 ft	24D-0050 24D-0050-BS 5/29/2024 N 1 - 2 ft	24D-0050 24D-0050-CS 5/29/2024 N 2 - 3 ft	24D-0051 24D-0051-AS 5/29/2024 N 0 - 1 ft	24D-0051 24D-0051-BS 5/29/2024 N 1 - 1.7 ft	24D-0051 24D-0051-CS 5/29/2024 N 2 - 2.7 ft	24D-0052 24D-0052-AS 5/29/2024 N 0 - 1 ft	24D-0052 24D-0052-BS 5/29/2024 N 1 - 2 ft
PCB-153	35065-27-1	ng/g	137 J	55 J	38.4 J	41.3 J	7.06	7.15	24.8 J	38.1 J	14 J	23.5 J	45.9 J	25.5 J	1.9 J	0.672 J	61.4 J	3.89 J
PCB-154	60145-22-4	ng/g	7.43 J	1.43 J	1.31 J	0.589 J	0.133 J	0.192 J	0.498 J	0.539 J	0.334 J	0.291 J	1.83	0.433 J	< 0.0501 UJ	< 0.0504 UJ	1.46 J	< 0.0498 UJ
PCB-155	33979-03-2	ng/g	< 0.0417 U	< 0.0399 U	< 0.0401 U	< 0.041 U	< 0.0413 U	< 0.0411 U	< 0.0396 U	< 0.041 U	< 0.0416 U	< 0.0422 U	< 0.0424 UJ	< 0.0415 U	< 0.0422 U	< 0.0425 U	< 0.0421 U	< 0.0419 U
PCB-156	38380-08-4	ng/g	19.7 J	8.73 J	5.72 J	7.04 J	1.38 J	1.23 J	3.77	6.38	2.09	3.17	5.69	4.41	0.267	< 0.0615 U	8.75	0.583
PCB-157	69782-90-7	ng/g	6.38 J	2.68 J	1.74 J	2.12 J	0.402 J	0.359 J	1.05 J+	1.93 J+	0.683 J+	1.5 J+	1.94 J+	1.32 J+	< 0.0586 U	< 0.0589 U	2.8 J+	< 0.0582 U
PCB-158/160	PCB-158/160	ng/g	20.1 J	8.45 J	5.69 J	6.53 J	1.04	1.05	3.69	6.07	1.9	3.58	6.01	4.25	0.304	< 0.124 U	8.79	0.546
PCB-159	39635-35-3	ng/g	1.86	0.466	0.347	0.408	< 0.0681 U	< 0.0678 U	< 0.0654 UJ	< 0.0676 UJ	< 0.0686 UJ	< 0.0696 UJ	< 0.0699 U	< 0.0685 UJ	< 0.0696 UJ	< 0.0701 UJ	< 0.0694 UJ	< 0.0692 UJ
PCB-161	74472-43-8	ng/g	< 0.0649 U	< 0.062 U	< 0.0624 U	< 0.0637 U	< 0.0643 U	< 0.0639 U	< 0.0617 U	< 0.0637 U	< 0.0648 U	< 0.0657 U	< 0.066 U	< 0.0646 U	< 0.0657 U	< 0.0661 U	< 0.0654 U	< 0.0652 U
PCB-162	39635-34-2	ng/g	< 0.0665 UJ	0.477 J	0.281 J	0.529 J	< 0.0658 U	< 0.0654 U	< 0.0631 U	< 0.0653 U	< 0.0663 U	< 0.0672 U	< 0.0676 U	< 0.0662 U	< 0.0672 U	< 0.0677 U	< 0.067 U	< 0.0668 U
PCB-165	74472-46-1	ng/g	0.865	< 0.0888 U	< 0.0894 U	< 0.0913 U	< 0.0921 U	< 0.0916 U	< 0.0883 U	< 0.0913 U	< 0.0928 U	< 0.094 U	< 0.0945 U	< 0.0926 U	< 0.0941 U	< 0.0947 U	< 0.0937 U	< 0.0935 U
PCB-166	41411-63-6	ng/g	< 0.0832 UJ	0.44 J	0.324 J	0.342 J	< 0.0824 U	< 0.082 U	< 0.0791 U	< 0.0817 U	< 0.083 U	< 0.0842 U	< 0.0846 U	< 0.0829 U	< 0.0842 U	< 0.0847 U	< 0.0839 U	< 0.0837 U
PCB-167	52663-72-6	ng/g	8.58 J	3.54 J	2.42 J	2.67 J	0.605	0.51	1.65 J	2.46 J	0.974 J	1.11 J	2.55	1.76 J	< 0.0576 UJ	< 0.058 UJ	3.94 J	< 0.0572 UJ
PCB-169	32774-16-6	ng/g	< 0.0503 U	< 0.048 U	< 0.0484 U	< 0.0494 U	< 0.0498 U	< 0.0495 U	< 0.0478 U	< 0.0494 U	< 0.0502 U	< 0.0509 U	< 0.0511 UJ	< 0.0501 U	< 0.0509 U	< 0.0512 U	< 0.0507 U	< 0.0506 U
PCB-170/190	PCB-170/190	ng/g	47.3 J	16.3 J	12 J	13.5 J	1.86	2.01	6.75 J	12.1 J	4.25 J	8.41 J	14.9 J	6.64 J	0.531 J	< 0.298 UJ	17.4 J	1.1 J
PCB-171	52663-71-5	ng/g	13.2 J	4.02 J	2.97 J	3.11 J	0.407	0.489	1.71 J	2.84 J	0.782 J	1.83 J	3.86 J	1.72 J	< 0.0661 UJ	< 0.0665 UJ	4.45 J	< 0.0656 UJ
PCB-172/192	PCB-172/192	ng/g	6.28 J	2.09 J	1.59 J	1.66 J	0.243	0.285	0.859 J	1.51 J	0.587 J	0.955 J	2.12 J	0.875 J	< 0.146 UJ	< 0.147 UJ	2.09 J	< 0.145 UJ
PCB-173	68194-16-1	ng/g	< 0.0879 U	0.348	0.259	0.282	< 0.0871 U	< 0.0866 U	< 0.0835 U	< 0.0863 U	< 0.0877 U	< 0.0889 U	< 0.0894 UJ	< 0.0876 U	< 0.0889 U	< 0.0895 U	< 0.0886 U	< 0.0884 U
PCB-174	38411-25-5	ng/g	40.2 J	12.9 J	9.85 J	11.9 J	1.43	1.61	5.8 J	10 J	3.21 J	6.78 J	13.5 J	5.72 J	0.428 J	< 0.105 UJ	14.7 J	1.1 J
PCB-175	40186-70-7	ng/g	1.63	0.494	0.304	0.366	< 0.0622 U	< 0.0618 U	< 0.0596 UJ	0.331 J	< 0.0626 UJ	0.228 J	< 0.0638 UJ	0.201 J	< 0.0635 UJ	< 0.0639 UJ	0.534 J	< 0.0631 UJ
PCB-176	52663-65-7	ng/g	5.18 J	1.42 J	1.08 J	1.23 J	0.158 J	0.147 J	0.675 J	1.06 J	0.265 J	0.74 J	1.7	0.64 J	< 0.0684 UJ	< 0.0689 UJ	1.45 J	< 0.068 UJ
PCB-177	52663-70-4	ng/g	27.2 J	8.35 J	6.08 J	6.58 J	0.817	1.05	3.32 J	5.53 J	2.03 J	3.48 J	8.79 J	3.45 J	< 0.0887 UJ	< 0.0893 UJ	8.99 J	0.598 J
PCB-178	52663-67-9	ng/g	11.2 J	3.11 J	2.33 J	2.12 J	0.347 J	0.351 J	1.18 J	1.99 J	0.674 J	1.27 J	3.42 J	1.17 J	< 0.0836 UJ	< 0.0842 UJ	3.24 J	0.218 J
PCB-179	52663-64-6	ng/g	17.6 J	4.79 J	3.67 J	3.94 J	0.48	0.528	1.99 J	3.36 J	1.03 J	2.29 J	5.44	1.95 J	< 0.0615 UJ	< 0.0619 UJ	5.23 J	0.314 J
PCB-180	35065-29-3	ng/g	84.2 J	29.2 J	20.3 J	24.4 J	2.95	3.13	11.9 J	21.4 J	6.69 J	15 J	28 J	12.4 J	0.819 J	0.356 J	30.4 J	2.03 J
PCB-181	74472-47-2	ng/g	< 0.0924 U	< 0.0883 U	< 0.0888 U	< 0.0907 U	< 0.0915 U	< 0.091 U	< 0.0878 U	< 0.0907 U	< 0.0922 U	< 0.0935 U	10.3 J	< 0.092 U	< 0.0935 U	< 0.0941 U	< 0.0932 U	< 0.0929 U
PCB-182/187	PCB-182/187	ng/g	52.9 J	15.6 J	11.5 J	12.1 J	1.72	1.96	6.52 J	11 J	3.65 J	7.26 J	16.5 J	6.21 J	0.442 J	< 0.175 UJ	16.6 J	1.19 J
PCB-183	52663-69-1	ng/g	21.1 J	6.38 J	4.62 J	5.22 J	0.579	0.583	2.7 J	4.77 J	1.39 J	3.21 J	6.69 J	2.63 J	0.22 J	< 0.0724 UJ	6.56 J	0.425 J
PCB-184	74472-48-3	ng/g	< 0.0485 U	< 0.0464 U	< 0.0467 U	< 0.0477 U	< 0.0481 U	< 0.0478 U	< 0.0461 U	< 0.0476 U	< 0.0484 U	< 0.0491 U	< 0.0493 U	< 0.0483 U	< 0.0491 U	< 0.0494 U	< 0.0489 U	< 0.0488 U
PCB-185	52712-05-7	ng/g	4.5 J	1.79 J	1.13 J	1.45 J	0.263 J	0.217 J	0.726 J	1.26 J	0.423 J	0.894 J	1.6 J	0.743 J	< 0.072 UJ	< 0.0724 UJ	1.8 J	< 0.0715 UJ
PCB-186	74472-49-4	ng/g	< 0.0729 U	< 0.0696 U	< 0.0701 U	< 0.0716 U	< 0.0722 U	< 0.0718 U	< 0.0692 U	< 0.0716 U	< 0.0727 U	< 0.0737 U	< 0.0741 U	< 0.0726 U	< 0.0738 U	< 0.0742 U	< 0.0735 U	< 0.0733 U
PCB-188	74487-85-7	ng/g	0.241	< 0.0507 U	< 0.051 U	< 0.0521 U	< 0.0525 U	< 0.0522 U	< 0.0504 U	< 0.0521 U	< 0.0529 U	< 0.0536 U	< 0.0539 U	< 0.0528 U	< 0.0536 U	< 0.054 U	< 0.0535 U	< 0.0533 U
PCB-189	39635-31-9	ng/g	2.66 J	0.727 J	0.556 J	0.6 J	< 0.0541 U	0.157 J+	0.33 J	0.515 J	< 0.0545 UJ	0.297 J	< 0.0555 UJ	0.316 J	< 0.0552 UJ	< 0.0556 UJ	0.868 J	< 0.0549 UJ
PCB-191	74472-50-7	ng/g	1.57 J	0.55 J	0.502 J	0.455 J	< 0.134 U	< 0.133 U	0.198 J	0.379 J	< 0.135 UJ	0.254 J	0.729 J	0.19 J	< 0.137 UJ	< 0.138 UJ	0.568 J	< 0.136 UJ
PCB-193	69782-91-8	ng/g	4.32 J	1.44 J	1.06 J	1.29 J	0.225	0.246	0.689 J	1.04 J	< 0.182 UJ	0.654 J	1.38 J	0.645 J	< 0.184 UJ	< 0.185 UJ	1.48 J	< 0.183 UJ
PCB-194	35694-08-7	ng/g	32.6 J	9.92 J	8.25 J	8.19 J	2.96	2.27	13.4 J	14.1 J	6.3 J	9.54 J	14.9 J	8.81 J	< 0.158 UJ	< 0.159 UJ	14.2 J	< 0.157 UJ
PCB-195	52663-78-2	ng/g	10.7 J	3.67 J	2.45 J	2.77 J	0.579 J	0.568 J	1.91 J	2.61 J	0.996 J	1.95 J	3.5 J	1.54 J	< 0.15 UJ	< 0.151 UJ	3.15 J	< 0.149 UJ
PCB-196/203	PCB-196/203	ng/g	31.8 J	10.2 J	6.82 J	8.12 J	1.29 J	1.29 J	3.75 J	8.19 J	2.61 J	5.68 J	9.76 J	4.57 J	< 0.132 UJ	< 0.133 UJ	10.3 J	< 0.131 UJ
PCB-197	33091-17-7	ng/g	0.972	0.419	0.293	0.336	< 0.0575 U	< 0.0572 U	< 0.0552 UJ	< 0.057 UJ	< 0.058 UJ	< 0.0588 UJ	< 0.059 U	< 0.0578 UJ	< 0.0588 UJ	< 0.0591 UJ	< 0.0586 UJ	< 0.0584 UJ
PCB-198	68194-17-2	ng/g	1.47	0.699	0.57	0.617	< 0.0977 U	< 0.0971 U	< 0.0937 U	< 0.0968 U	< 0.0984 U	< 0.0998 U	< 0.1 UJ	< 0.0982 U	< 0.0998 U	< 0.1 U	< 0.0994 U	< 0.0991 U
PCB-199	52663-75-9	ng/g	26.4 J	8.71 J	6.3 J	6.78 J	0.822	1.17	4.08 J	6.82 J	2.4 J	4.36 J	8.3 J	3.83 J	< 0.0917 UJ	< 0.0923 UJ	8.74 J	< 0.0911 UJ
PCB-200	52663-73-7	ng/g	2.98 J	1.1 J	0.841 J	0.859 J	< 0.0834 U	< 0.0829 U	< 0.08 UJ	0.827 J	< 0.084 UJ	0.538 J	1.05	0.474 J	< 0.0852 UJ	< 0.0857 UJ	1.05 J	< 0.0846 UJ
PCB-201	40186-71-8	ng/g	3.13 J	0.958 J	0.707 J	0.749 J	< 0.05 U	< 0.0497 U	< 0.048 UJ	0.681 J	< 0.0504 UJ	0.556 J	0.873 J	< 0.0503 UJ	< 0.0511 UJ	< 0.0514 UJ	0.955 J	< 0.0507 UJ
PCB-202	2136-99-4	ng/g	4.67 J	1.6 J	1.08 J	1.08 J	< 0.0625 U	0.292	0.487 J	1.15 J	< 0.063 UJ	0.66 J	1.52 J	0.64 J	< 0.0639 UJ	< 0.0643 UJ	1.68 J	< 0.0635 UJ
PCB-204	74472-52-9	ng/g	< 0.0976 U	< 0.0933 U	< 0.0939 U	< 0.0959 U	< 0.0967 U	< 0.0962 U	< 0.0928 U	< 0.0959 U	< 0.0974 U	< 0.0988 U	< 0.0993 U	< 0.0973 U	< 0.0988 U	< 0.0994 U	< 0.0985 U	< 0.0982 U
PCB-205	74472-53-0	ng/g	1.95	0.568	< 0.0519 U	0.5	< 0.0535 U	< 0.0532 U	< 0.0513 UJ	< 0.053 UJ	< 0.0539 UJ	< 0.0546 UJ	< 0.0549 UJ	< 0.0538 UJ	< 0.0546 UJ	< 0.055 UJ	0.667 J	< 0.0543 UJ
PCB-206	40186-72-9	ng/g	12.8 J	4.87 J	4.03 J	3.46 J	0.597	0.701	2.07 J	3.92 J	1.53 J	2.35 J	5.04 J	2.47 J	< 0.0525 UJ	< 0.0528 UJ	5.43 J	< 0.0521 UJ
PCB-207	52663-79-3	ng/g	1.31	0.41	0.401	0.329	< 0.0678 U	< 0.0674 U	< 0.065 UJ	0.406 J	< 0.0683 UJ	< 0.0692 UJ	< 0.0695 UJ	< 0.0681 UJ	< 0.0692 UJ	< 0.0697 UJ	0.549 J	< 0.0688 UJ
PCB-208	52663-77-1	ng/g	3.33 J	1.42 J	1.3 J	0.89 J	0.212	0.194	0.487 J	1.17 J	0.462 J	0.564 J	1.53 J	0.707 J	< 0.0692 UJ	< 0.0697 UJ	1.62 J	< 0.0688 UJ
PCB-209	2051-24-3	ng/g	5.17	2.47	2.72	1.56	0.265	0.402	1.23 J	1.47 J	1.19 J	1.38 J	3.28 J	1.58 J	< 0.0456 U	< 0.0458 U	2.99 J	0.318 J
Total Decachlorobiphenyls	RA_Total_DECPCB	ng/g	5.17	2.47	2.72	1.56	0.265	0.402	1.23	1.47	1.19	1.38	3.28	1.58	< 0.0456 U	< 0.0458 U	2.99	0.318
Total Dichlorobiphenyls	RA_Total_DIPCB	ng/g	6234.16	182.12	332.35	35.183	29.406	30.136	28.82	43.08	25.499	8.42	525.78	28.45	< 0.112 U	< 0.112 U	128.81	3.461
Total Heptachlorobiphenyls	RA_Total_HEPPCB	ng/g	341.281	109.509	79.801	90.203	11.479	12.763	45.347	79.085	24.981	53.552	118.929	45.5	2.44	0.356	116.36	6.975
Total Hexachlorobiphenyls	RA_Total_HEXPCB	ng/g	1000.43	343.165	240.346	257.367	43.61	42.889	148.64	235.376	82.395	143.304	304.583	157.194	10.576	2.615	368.748	21.621
Total Monochlorobiphenyls	RA_Total_MONPCB	ng/g	533.2	29.319	95.871	3.21	4.46	5.96	< 0.0459 U	0.739	4.35	1.08	14.48	< 0.0481 U	< 0.0489 U	< 0.0492 U	15.01	< 0.0486 U
Total Nonachlorobiphenyls	RA_Total_NONPCB	ng/g	17.44	6.7	5.731	4.679	0.809	0.895	2.557	5.496	1.992	2.914	6.57	3.177	< 0.0692 U	< 0.0697 U	7.599	< 0.0688 U
Total Octachlorobiphenyls	RA_Total_OCTPCB	ng/g	116.672	37.844	27.311	30.001	5.651	5.59	23.627	34.378	12.306	23.284	39.903	19.864	< 0.158 U	< 0.159 U	40.742	< 0.157 U
Total Pentachlorobiphenyls	RA_Total_PENPCB	ng/g	4357.8	897.402	680.244	1166.2	137.747	114.797	459.247	1162.41	180.362	499.241	1494.14	607.896	34.342	14.756	879.07	59.5
Total Tetrachlorobiphenyls	RA_Total_TETPCB	ng/g	17849.7	1094.75	1136.78	2043.87	285.957	180.799	851.704	2912.61	136.21	393.781	4340.96	977.01	48.825	19.965	1165.44	98.182
Total Trichlorobiphenyls	RA_Total_TRICPB	ng/g	23437.7	283.307	313.671	194.995	141.43	59.35	100.84	512.36	40.18	42.968	4062.39	172.15	10.162	2.434	240.01	15.935
Total PCB Congeners	RA_Tot_PCB_Cong	ng/g	53893.5	2986.59	2914.82	3827.28	660.814	453.581	1662.01	4987.01	509.465	1169.92	10911	2012.82	106.345	40.126	2964.78	205.992
Total PCB TEQ (Bird)	RA-TEQ-B-PCB	ng/g	4.6080022	1.79390557	1.18915056	2.0808637	0.4339999	0.26850177	1.0196709	3.14420525	0.28187654	0.67785137	1.8136622	1.56087286	0.0758227	0.0312827	1.57339428	0.1129805
Total PCB TEQ (Fish)	RA-TEQ-F-PCB	ng/g	0.01423775	0.010814585	0.00901668	0.0117572	0.00121928	0.000825435	0.0031563	0.009227125	0.000942985	0.002228035	0.0053992	0.00468938	0.000189185	0.0000787	0.01110429	0.000278815
Total PCB TEQ (Mammal)	RA-TEQ-M-PCB	ng/g	0.0250185	0.12281351	0.12067708	0.1230872	0.00207228	0.00156861	0.0054728	0.01511075	0.00187771	0.00435021	0.0098982	0.00793828	0.00038011	0.0001607	0.14331374	0.00054789
TAL Metals and Mercury																		
Aluminum	7429-90-5	mg/kg	7700 J-	4200 J-	3900 J-	3900 J-	3300 J-	4100	4300 J-	4700 J-	5700 J-	5200 J-	6700 J-	2800 J-	1700 J-	1500 J-	5400 J-	1900 J-
Calcium	7440-70-2	mg/kg	1700	1800	1200	870	850	1100	1200	1300	1300	1200	1600	740	560	620	1600	540
Iron	7439-89-6	mg/kg	13000	10000	13000	8300	10000	13000	10000 EB	11000 EB	9800 EB	11000 EB	9300 EB	4300 EB	2900 EB	2400 EB	13000 EB	3900 EB
Magnesium	7439-95-4	mg/kg	1900 J-	1300 J-	1100 J-	1000 J-	1300 J-	1400	1400 J-	1600 J-	1700 J-	1300 J-	1800 J-	850 J-	700 J-	730 J-	1500 J-	690 J-
Potassium	7440-09-7	mg/kg	240 J-	< 460 UJ	< 440 UJ	< 430 UJ	< 370 UJ	93 J	170 J-	190 J-	200 J-	140 J-	230 J-	93 J-	82 J-	71 J-	180 J-	98 J-
Sodium	7440-23-5	mg/kg	220 J	240 J	140 J	150 J	110 J	100 J	110 J	170 J	< 590 U	180 J	390 J	< 490 U	98 J	140 J	260 J	110 J
Antimony	7440-36-0	mg/kg	< 1.5 U	< 1.2 U	< 1.1 U	< 1.3 U	< 0.92 U	< 0.78 U	0.33 J	0.61 J	0.38 J	< 1.3 U	< 1.1 U	< 0.90 U	< 0.99 U	< 1.1 U	< 1.7 U	< 1.0 U
Arsenic	7440-38-2	mg/kg	6.2	3.6	3.7	3.3	1.7	3.0	2.6	1.3	3.0	5.1 J	5.1 J	1.7 J	1.2 J	0.52 J	5.8 J	1.1 J
Barium	7440-39-3	mg/kg	47	32	34	37	13	18	16 J+	39 J+	26 J+	28 J+	64 J+	16 J+	13 J+	10 J+	36 J+	9.0 J+
Beryllium	7440-41-7	mg/kg	< 0.76 U	< 0.62 U	< 0.57 U	< 0.63 U	< 0.46 U	0.44 J	< 0.51 UJ	< 1.4 UJ	< 0.57 UJ	< 0.64 UJ	< 0.55 UJ	< 0.45 UJ	< 0.49 UJ	< 0.57 UJ	< 0.84 UJ	< 0.51 UJ

Table 12
Phase 2 Reach Floodplain Soil Analytical Results
Phase 2 Data Evaluation Summary Memorandum
Lower Neponset River
Boston and Milton, Massachusetts

Analyte	CAS Number	Units	24D-0044 24D-0044-CS 7/9/2024 N 2 - 3 ft	24D-0045 24D-0045-AS 7/9/2024 N 0 - 1 ft	24D-0046 24D-0046-AS 7/9/2024 N 0 - 1 ft	24D-0046 24D-0046-BS 7/9/2024 N 1 - 1.6 ft	24D-0047 24D-0047-AS 7/9/2024 N 0 - 1 ft	24D-0048 24D-0048-AS 7/9/2024 N 0 - 0.8 ft	24D-0049 24D-0049-AS 5/28/2024 N 0 - 1 ft	24D-0049 24D-0049-BS 5/28/2024 N 1 - 2 ft	24D-0050 24D-0050-AS 5/28/2024 N 0 - 1 ft	24D-0050 24D-0050-BS 5/29/2024 N 1 - 2 ft	24D-0050 24D-0050-CS 5/29/2024 N 2 - 3 ft	24D-0051 24D-0051-AS 5/29/2024 N 0 - 1 ft	24D-0051 24D-0051-BS 5/29/2024 N 1 - 1.7 ft	24D-0051 24D-0051-CS 5/29/2024 N 2 - 2.7 ft	24D-0052 24D-0052-AS 5/29/2024 N 0 - 1 ft	24D-0052 24D-0052-BS 5/29/2024 N 1 - 2 ft
Cadmium	7440-43-9	mg/kg	1.3	0.22 J	0.30 J	0.14 J	0.17 J	0.23 J+	0.24 J-	5.4 J-	0.62 J-	0.47 J-	0.82 J-	0.23 J-	0.13 J-	< 0.57 UJ	0.18 J-	< 0.51 UJ
Chromium, Total	7440-47-3	mg/kg	170	41	33	27	9.8	17	24 JEB	26 JEB	29 JEB	39 JEB	54 JEB	19 JEB	8.0 JEB	5.1 JEB	64 JEB	12 JEB
Cobalt	7440-48-4	mg/kg	9.5	4.0	3.3	4.2	2.9	4.2 J+	2.3 J+	1.7 J+	2.8 J+	5.4 J+	5.1 J+	1.8 J+	1.6 J+	1.1 J+	4.0 J+	1.9 J+
Copper	7440-50-8	mg/kg	100	49	41	33	12	31	28 J-	40 J-	40 J-	180 J-	81 J-	29 J-	17 J-	9.7 J-	88 J-	26 J-
Lead	7439-92-1	mg/kg	180	160	100	70	18	31 J+	110 J+	170 J+	54 J+	77 J+	110 J+	56 J+	24 J+	3.6 J+	250 J+	43 J+
Manganese	7439-96-5	mg/kg	160	180	150	150	130	190	100 JEB	160 JEB	130 JEB	240 JEB	150 JEB	67 JEB	45 JEB	43 JEB	270 JEB	54 JEB
Nickel	7440-02-0	mg/kg	14 J	8.4 J	7.7 J	7.3 J	3.8 J	12 J	7.1	7.5	7.9	8.3	9.9	6.6	4.5	3.0	9.6	4.0
Selenium	7782-49-2	mg/kg	< 3.8 UJ	< 3.1 UJ	< 2.9 UJ	< 3.2 UJ	< 2.3 UJ	< 1.9 UJ	< 2.5 U	0.88 J	< 2.9 U	0.77 J	0.54 J	< 2.2 U	< 2.5 U	0.42 J	0.86 J	< 2.6 U
Silver	7440-22-4	mg/kg	0.41 J	0.24 J	0.18 J	0.12 J	0.069 J	0.085 J-	0.15 J	1.1 J	0.10 J	0.20 J	0.33 J	0.094 J	0.054 J	< 0.57 U	0.38 J	0.15 J
Thallium	7440-28-0	mg/kg	0.060 J	0.049 J	< 0.57 U	< 0.63 U	< 0.46 U	0.027 J+	< 0.51 U	0.21 J	< 0.57 U	0.070 J	0.082 J	0.040 J	0.044 J	< 0.57 U	0.17 J	< 0.51 U
Vanadium	7440-62-2	mg/kg	37	23	20	25	12	26	18	12	14	19	25	12	11	6.0	26	8.8
Zinc	7440-66-6	mg/kg	340	61	100	110	66	110 J	97 EB	150 EB	120 EB	120 EB	180 EB	75 EB	60 EB	34 EB	91 EB	30 EB
Mercury	7439-97-6	mg/kg	1.0	0.49	0.50	0.37	0.15	0.16	0.23 J-	0.45 J-	0.23 J-	< 0.12 UJ	0.42 J-	0.19 J-	< 0.12 UJ	< 0.12 UJ	0.67 J-	< 0.11 UJ
TCL VOCs																		
1,1,1-Trichloroethane (TCA)	71-55-6	ug/kg	< 7.6 U	< 7.0 UJ	< 5.6 UJ	< 5.4 UJ	< 4.7 UJ	< 5.2 UJ	< 5.7 UJ	< 6.5 UJ	< 7.4 UJ	< 8.1 UJ	< 7.1 U	< 5.4 UJ	< 5.8 UJ	< 5.9 UJ	< 8.2 UJ	< 5.9 UJ
1,1,2,2-TETRACHLOROETHANE	79-34-5	ug/kg	< 7.6 U	< 7.0 U	< 5.6 U	< 5.4 U	< 4.7 U	< 5.2 U	< 5.7 U	< 6.5 U	< 7.4 U	< 8.1 U	< 7.1 U	< 5.4 U	< 5.8 U	< 5.9 U	< 8.2 U	< 5.9 U
1,1,2-TRICHLORO-1,2,2-TRIFLUOROETHANE	76-13-1	ug/kg	< 7.6 U	< 7.0 UJ	< 5.6 UJ	< 5.4 UJ	< 4.7 UJ	< 5.2 UJ	< 5.7 UJ	< 6.5 UJ	< 7.4 UJ	< 8.1 UJ	< 7.1 U	< 5.4 UJ	< 5.8 UJ	< 5.9 UJ	< 8.2 UJ	< 5.9 UJ
1,1,2-Trichloroethane	79-00-5	ug/kg	< 7.6 U	< 7.0 U	< 5.6 U	< 5.4 U	< 4.7 U	< 5.2 U	< 5.7 U	< 6.5 U	< 7.4 U	< 8.1 U	< 7.1 U	< 5.4 U	< 5.8 U	< 5.9 U	< 8.2 U	< 5.9 U
1,1-Dichloroethane	75-34-3	ug/kg	< 7.6 U	< 7.0 U	< 5.6 U	< 5.4 U	< 4.7 U	< 5.2 U	< 5.7 U	< 6.5 U	< 7.4 U	< 8.1 U	< 7.1 U	< 5.4 U	< 5.8 U	< 5.9 U	< 8.2 U	< 5.9 U
1,1-Dichloroethene	75-35-4	ug/kg	< 7.6 U	< 7.0 U	< 5.6 U	< 5.4 U	< 4.7 U	< 5.2 U	< 5.7 UJ	< 6.5 UJ	< 7.4 UJ	< 8.1 U	< 7.1 U	< 5.4 U	< 5.8 U	< 5.9 U	< 8.2 U	< 5.9 U
1,2,3-Trichlorobenzene	87-61-6	ug/kg	< 7.6 U	< 7.0 UJ	< 5.6 UJ	< 5.4 UJ	< 4.7 UJ	< 5.2 UJ	< 5.7 U	< 6.5 UJ	< 7.4 UJ	< 8.1 UJ	< 7.1 U	< 5.4 U	< 5.8 U	< 5.9 U	< 8.2 UJ	< 5.9 U
1,2,3-TRICHLOROPROPANE	96-18-4	ug/kg	< 7.6 U	< 7.0 U	< 5.6 U	< 5.4 UJ	< 4.7 U	< 5.2 U	< 5.7 U	< 6.5 U	< 7.4 UJ	< 8.1 UJ	< 7.1 U	< 5.4 U	< 5.8 UJ	< 5.9 U	< 8.2 U	< 5.9 U
1,2,4-TRICHLOROBENZENE	120-82-1	ug/kg	< 7.6 U	< 7.0 UJ	< 5.6 UJ	< 5.4 UJ	< 4.7 UJ	< 5.2 UJ	< 5.7 U	< 6.5 UJ	< 7.4 UJ	< 8.1 UJ	< 7.1 U	< 5.4 U	< 5.8 U	0.91 J	< 8.2 UJ	< 5.9 U
1,2,4-Trimethylbenzene	95-63-6	ug/kg	< 7.6 U	< 7.0 U	< 5.6 U	< 5.4 U	< 4.7 U	< 5.2 U	< 5.7 U	< 6.5 U	< 7.4 U	< 8.1 U	< 7.1 U	< 5.4 U	< 5.8 U	< 5.9 U	< 8.2 U	< 5.9 U
1,2-Dibromo-3-Chloropropane	96-12-8	ug/kg	< 7.6 U	< 7.0 U	< 5.6 U	< 5.4 U	< 4.7 U	< 5.2 U	< 5.7 U	< 6.5 U	< 7.4 U	< 8.1 U	< 7.1 U	< 5.4 U	< 5.8 U	< 5.9 U	< 8.2 U	< 5.9 U
1,2-Dibromoethane (Ethylene Dibromide)	106-93-4	ug/kg	< 7.6 U	< 7.0 UJ	< 5.6 UJ	< 5.4 UJ	< 4.7 UJ	< 5.2 UJ	< 5.7 UJ	< 6.5 UJ	< 7.4 UJ	< 8.1 UJ	< 7.1 U	< 5.4 UJ	< 5.8 UJ	< 5.9 UJ	< 8.2 UJ	< 5.9 UJ
1,2-Dichlorobenzene	95-50-1	ug/kg	< 7.6 U	< 7.0 UJ	< 5.6 UJ	< 5.4 UJ	< 4.7 UJ	< 5.2 UJ	< 5.7 U	< 6.5 UJ	< 7.4 UJ	< 8.1 UJ	< 7.1 U	< 5.4 U	< 5.8 U	1.1 J	< 8.2 UJ	< 5.9 U
1,2-Dichloroethane	107-06-2	ug/kg	< 7.6 U	< 7.0 UJ	< 5.6 UJ	< 5.4 UJ	< 4.7 UJ	< 5.2 UJ	< 5.7 UJ	< 6.5 UJ	< 7.4 UJ	< 8.1 UJ	< 7.1 U	< 5.4 UJ	< 5.8 UJ	< 5.9 UJ	< 8.2 UJ	< 5.9 UJ
1,2-DICHLOROPROPANE	78-87-5	ug/kg	< 7.6 U	< 7.0 U	< 5.6 U	< 5.4 UJ	< 4.7 U	< 5.2 U	< 5.7 U	< 6.5 U	< 7.4 UJ	< 8.1 UJ	< 7.1 U	< 5.4 U	< 5.8 UJ	< 5.9 U	< 8.2 U	< 5.9 U
1,3,5-Trimethylbenzene (Mesitylene)	108-67-8	ug/kg	< 7.6 U	< 7.0 U	< 5.6 U	< 5.4 U	< 4.7 U	< 5.2 U	< 5.7 U	< 6.5 U	< 7.4 U	< 8.1 U	< 7.1 U	< 5.4 U	< 5.8 U	0.43 J	< 8.2 U	< 5.9 U
1,3-DICHLOROBENZENE	541-73-1	ug/kg	< 7.6 U	< 7.0 UJ	< 5.6 UJ	< 5.4 UJ	< 4.7 UJ	< 5.2 UJ	< 5.7 U	< 6.5 UJ	< 7.4 UJ	< 8.1 UJ	< 7.1 U	< 5.4 U	< 5.8 U	< 5.9 U	< 8.2 UJ	< 5.9 U
1,4-DICHLOROBENZENE	106-46-7	ug/kg	< 7.6 U	< 7.0 UJ	< 5.6 UJ	< 5.4 UJ	< 4.7 UJ	< 5.2 UJ	< 5.7 U	< 6.5 UJ	< 7.4 UJ	< 8.1 UJ	< 7.1 U	< 5.4 U	< 5.8 U	0.76 J	< 8.2 UJ	< 5.9 U
2-HEXANONE	591-78-6	ug/kg	< 15 U	< 14 U	< 11 U	< 11 U	< 9.4 U	< 10 U	< 11 U	< 13 U	< 15 U	< 16 U	< 14 U	< 11 U	< 12 U	< 12 U	< 16 U	< 12 U
ACETONE	67-64-1	ug/kg	47 EB	< 14 U	< 11 U	< 11 U	< 9.4 U	< 10 U	< 11 U	< 13 U	< 15 U	< 16 U	33 EB	< 11 U	< 12 U	< 12 U	< 16 U	< 12 U
Benzene	71-43-2	ug/kg	< 7.6 U	< 7.0 U	< 5.6 U	< 5.4 U	< 4.7 U	< 5.2 U	< 5.7 U	< 6.5 U	< 7.4 U	< 8.1 U	< 7.1 U	< 5.4 U	< 5.8 U	< 5.9 U	< 8.2 U	< 5.9 U
BROMOCHLOROMETHANE	74-97-5	ug/kg	< 7.6 U	< 7.0 U	< 5.6 U	< 5.4 U	< 4.7 U	< 5.2 U	< 5.7 U	< 6.5 U	< 7.4 U	< 8.1 U	< 7.1 U	< 5.4 U	< 5.8 U	< 5.9 U	< 8.2 U	< 5.9 U
BROMODICHLOROMETHANE	75-27-4	ug/kg	< 7.6 U	< 7.0 U	< 5.6 U	< 5.4 UJ	< 4.7 U	< 5.2 U	< 5.7 U	< 6.5 U	< 7.4 UJ	< 8.1 UJ	< 7.1 U	< 5.4 U	< 5.8 UJ	< 5.9 U	< 8.2 U	< 5.9 U
BROMOFORM	75-25-2	ug/kg	< 7.6 U	< 7.0 U	< 5.6 U	< 5.4 U	< 4.7 U	< 5.2 U	< 5.7 U	< 6.5 U	< 7.4 U	< 8.1 U	< 7.1 U	< 5.4 U	< 5.8 U	< 5.9 U	< 8.2 U	< 5.9 U
BROMOMETHANE	74-83-9	ug/kg	< 7.6 U	< 7.0 U	< 5.6 U	< 5.4 U	< 4.7 U	< 5.2 U	< 5.7 U	< 6.5 U	< 7.4 U	< 8.1 U	< 7.1 U	< 5.4 U	< 5.8 U	< 5.9 U	< 8.2 U	< 5.9 U
CARBON DISULFIDE	75-15-0	ug/kg	1.4 J	< 7.0 U	< 5.6 U	< 5.4 U	< 4.7 U	< 5.2 U	< 5.7 U	< 6.5 U	< 7.4 U	< 8.1 U	< 7.1 U	< 5.4 U	< 5.8 U	< 5.9 U	< 8.2 U	< 5.9 U
CARBON TETRACHLORIDE	56-23-5	ug/kg	< 7.6 U	< 7.0 UJ	< 5.6 UJ	< 5.4 UJ	< 4.7 UJ	< 5.2 UJ	< 5.7 UJ	< 6.5 UJ	< 7.4 UJ	< 8.1 UJ	< 7.1 U	< 5.4 UJ	< 5.8 UJ	< 5.9 UJ	< 8.2 UJ	< 5.9 UJ
Chlorobenzene	108-90-7	ug/kg	< 7.6 U	< 7.0 UJ	< 5.6 UJ	< 5.4 UJ	< 4.7 UJ	< 5.2 UJ	< 5.7 U	< 6.5 UJ	< 7.4 UJ	< 8.1 UJ	< 7.1 U	< 5.4 U	< 5.8 U	0.68 J	< 8.2 UJ	< 5.9 U
CHLOROETHANE	75-00-3	ug/kg	< 7.6 U	< 7.0 U	< 5.6 U	< 5.4 U	< 4.7 U	< 5.2 U	< 5.7 U	< 6.5 U	< 7.4 U	< 8.1 U	< 7.1 U	< 5.4 U	< 5.8 U	< 5.9 U	< 8.2 U	< 5.9 U
Chloroform	67-66-3	ug/kg	< 7.6 U	< 7.0 U	< 5.6 U	< 5.4 U	< 4.7 U	< 5.2 U	< 5.7 U	< 6.5 U	< 7.4 U	< 8.1 U	< 7.1 U	1.6 J	< 5.8 U	< 5.9 U	< 8.2 U	< 5.9 U
CHLOROMETHANE	74-87-3	ug/kg	< 7.6 U	< 7.0 U	< 5.6 U	< 5.4 U	< 4.7 U	< 5.2 U	< 5.7 U	< 6.5 U	< 7.4 U	< 8.1 U	< 7.1 U	< 5.4 U	< 5.8 U	< 5.9 U	< 8.2 U	< 5.9 U
CIS-1,2-DICHLOROETHYLENE	156-59-2	ug/kg	< 7.6 U	< 7.0 U	< 5.6 U	< 5.4 U	< 4.7 U	< 5.2 U	< 5.7 U	< 6.5 U	< 7.4 U	< 8.1 U	< 7.1 U	< 5.4 U	< 5.8 U	< 5.9 U	< 8.2 U	< 5.9 U
cis-1,3-Dichloropropene	10061-01-5	ug/kg	< 7.6 U	< 7.0 U	< 5.6 U	< 5.4 U	< 4.7 U	< 5.2 U	< 5.7 U	< 6.5 U	< 7.4 U	< 8.1 U	< 7.1 U	< 5.4 U	< 5.8 U	< 5.9 U	< 8.2 U	< 5.9 U
Cyclohexane	110-82-7	ug/kg	< 7.6 U	< 7.0 U	< 5.6 U	< 5.4 UJ	< 4.7 U	< 5.2 U	< 5.7 U	< 6.5 U	< 7.4 UJ	< 8.1 UJ	< 7.1 U	< 5.4 U	< 5.8 UJ	< 5.9 U	< 8.2 U	< 5.9 U
DIBROMOCHLOROMETHANE	124-48-1	ug/kg	< 7.6 U	< 7.0 U	< 5.6 U	< 5.4 U	< 4.7 U	< 5.2 U	< 5.7 U	< 6.5 U	< 7.4 U	< 8.1 U	< 7.1 U	< 5.4 U	< 5.8 U	< 5.9 U	< 8.2 U	< 5.9 U
Dichlorodifluoromethane	75-71-8	ug/kg	< 7.6 U	< 7.0 U	< 5.6 U	< 5.4 U	< 4.7 U	< 5.2 U	< 5.7 U	< 6.5 U	< 7.4 U	< 8.1 U	< 7.1 U	< 5.4 U	< 5.8 U	< 5.9 U	< 8.2 U	< 5.9 U
Ethylbenzene	100-41-4	ug/kg	< 7.6 U	< 7.0 U	< 5.6 U	< 5.4 U	< 4.7 U	< 5.2 U	< 5.7 U	< 6.5 U	< 7.4 U	< 8.1 U	< 7.1 U	< 5.4 U	< 5.8 U	0.47 J	< 8.2 U	< 5.9 U
Isopropylbenzene (Cumene)	98-82-8	ug/kg	< 7.6 U	< 7.0 U	< 5.6 U	< 5.4 U	< 4.7 U	< 5.2 U	< 5.7 U	< 6.5 U	< 7.4 U	< 8.1 U	< 7.1 U	< 5.4 U	< 5.8 U	0.41 J	< 8.2 U	< 5.9 U
m,p-Xylene	179601-23-1	ug/kg	< 7.6 U	< 7.0 U	< 5.6 U	< 5.4 U	< 4.7 U	< 5.2 U	< 5.7 U	< 6.5 U	< 7.4 U	< 8.1 U	< 7.1 U	< 5.4 U	< 5.8 U	0.43 J	< 8.2 U	< 5.9 U
METHYL ACETATE	79-20-9	ug/kg	< 7.6 U	< 7.0 UJ	< 5.6 UJ	< 5.4 UJ	< 4.7 UJ	< 5.2 UJ	< 5.7 UJ	< 6.5 UJ	< 7.4 UJ	< 8.1 UJ	< 7.1 U	< 5.4 UJ	< 5.8 UJ	< 5.9 UJ	< 8.2 UJ	< 5.9 UJ
Methyl Ethyl Ketone (2-Butanone)	78-93-3	ug/kg	15	< 14 U	< 11 U	< 11 U	< 9.4 U	< 10 U	< 11 U	< 13 U	< 15 U	< 16 U	< 14 U	< 11 U	< 12 U	< 12 U	< 16 U	< 12 U
METHYL ISOBUTYL KETONE (4-METHYL-2-PENTANONE)	108-10-1	ug/kg	< 15 U	< 14 U	< 11 U	< 11 U	< 9.4 U	< 10 U	< 11 U	< 13 U	< 15 U	< 16 U	< 14 U	< 11 U	< 12 U	< 12 U	< 16 U	< 12 U
Methylcyclohexane	108-87-2	ug/kg	< 7.6 U	< 7.0 U	< 5.6 U	< 5.4 UJ	< 4.7 U	< 5.2 U	< 5.7 U	< 6.5 U	< 7.4 UJ	< 8.1 UJ	< 7.1 U	< 5.4 U	< 5.8 UJ	< 5.9 U	< 8.2 U	< 5.9 U
Methylene Chloride	75-09-2	ug/kg	< 7.6 U	< 7.0 UJ	< 7.7 UJ	< 7.4 UJ	< 4.7 UJ	< 6.5 UJ	< 5.7 UJ	< 6.5 UJ	< 7.4 UJ	< 8.1 UJ	< 7.1 U	< 5.4 UJ	4.5 JTB	< 5.9 UJ	< 8.2 UJ	< 5.9 UJ
o-Xylene (1,2-Dimethylbenzene)	95-47-6	ug/kg	< 7.6 U	< 7.0 U	< 5.6 U	< 5.4 U	< 4.7 U	< 5.2 U	< 5.7 U	< 6.5 U	< 7.4 U	< 8.1 U	< 7.1 U	< 5.4 U	< 5.8 U	< 5.9 U	< 8.2 U	< 5.9 U
Styrene	100-42-5	ug/kg	< 7.6 U	< 7.0 U	< 5.6 U	< 5.4 U	< 4.7 U	< 5.2 U	< 5.7 U	< 6.5 U	< 7.4 U	< 8.1 U	< 7.1 U	< 5.4 U	< 5.8 U	0.35 J	< 8.2 U	< 5.9 U
TERT-BUTYL METHYL ETHER	1634-04-4	ug/kg	< 7.6 U	< 7.0 UJ	< 5.6 UJ	< 5.4 UJ	< 4.7 UJ	< 5.2 UJ	< 5.7 UJ	< 6.5 UJ	< 7.4 UJ	< 8.1 UJ	< 7.1 U	< 5.4 UJ	< 5.8 UJ	< 5.9 UJ	< 8.2 UJ	< 5.9 UJ
Tetrachloroethylene (PCE)	127-18-4	ug/kg	< 7.6 U	< 7.0 U	< 5.6 U	< 5.4 U	< 4.7 U	< 5.2 U	< 5.7 U	< 6.5 U	< 7.4 U	< 8.1 U	< 7.1 U	< 5.4 U	< 5.8 U	< 5.9 U	< 8.2 U	< 5.9 U
Toluene	108-88-3	ug/kg	< 7.6 U	< 7.0 U	< 5.6 U	< 5.4 U	< 4.7 U	< 5.2 U	< 5.7 U	< 6.5 U	< 7.4 U	< 8.1 U	< 7.1 U	< 5.4 U	< 5.8 U	0.57 J	< 8.2 U	< 5.9 U
Trans-1,2-Dichloroethylene	156-60-5	ug/kg	< 7.6 U	< 7.0 U	< 5.6 U	< 5.4 U	< 4.7 U	< 5.2 U	< 5.7 U	< 6.5 U	< 7.4 U	< 8.1 U	< 7.1 U	< 5.4 U	< 5.8 U	< 5.9 U	< 8.2 U	< 5.9 U
Trans-1,3-Dichloropropene	10061-02-6	ug/kg	< 7.6 U	< 7.0 U	< 5.6 U	< 5.4 U	< 4.7 U	< 5.2 U	< 5.7 U	< 6.5 U	< 7.4 U	< 8.1 U	< 7.1 U	< 5.4 U	< 5.8 U	< 5.9 U	< 8.2 U	< 5.9 U
Trichloroethylene (TCE)	79-01-6	ug/kg	< 7.6 U	< 7.0 U	< 5.6 U	< 5.4 U	< 4.7 U	< 5.2 U	< 5.7 U	< 6.5 U	< 7.4 U	< 8.1 U	< 7.1 U	< 5.4 U	< 5.8 U	< 5.9 U	< 8.2 U	< 5.9 U
Trichlorofluoromethane	75-69-4	ug/kg	< 7.6 U	< 7.0 UJ	< 5.6 UJ	< 5.4 UJ	< 4.7 UJ	< 5.2 UJ	< 5.7 UJ	< 6.5 UJ	< 7.4 UJ	< 8.1 UJ	< 7.1 U	< 5.4 UJ	< 5.8 UJ	< 5.9 UJ	< 8.2 UJ	< 5.9 UJ
Vinyl Chloride	75-01-4	ug/kg	< 7.6 U	< 7.0 U	< 5.6 U	< 5.4 U	< 4.7 U	< 5.2 U	< 5.7 U	< 6.5 U	< 7.4 U	< 8.1 U	< 7.1 U	< 5.4 U	< 5.8 U	< 5.9 U	< 8.2 U	< 5.9 U

Table 12
Phase 2 Reach Floodplain Soil Analytical Results
Phase 2 Data Evaluation Summary Memorandum
Lower Neponset River
Boston and Milton, Massachusetts

Analyte	CAS Number	Units	24D-0044 24D-0044-CS 7/9/2024 N 2 - 3 ft	24D-0045 24D-0045-AS 7/9/2024 N 0 - 1 ft	24D-0046 24D-0046-AS 7/9/2024 N 0 - 1 ft	24D-0046 24D-0046-BS 7/9/2024 N 1 - 1.6 ft	24D-0047 24D-0047-AS 7/9/2024 N 0 - 1 ft	24D-0048 24D-0048-AS 7/9/2024 N 0 - 0.8 ft	24D-0049 24D-0049-AS 5/28/2024 N 0 - 1 ft	24D-0049 24D-0049-BS 5/28/2024 N 1 - 2 ft	24D-0050 24D-0050-AS 5/28/2024 N 0 - 1 ft	24D-0050 24D-0050-BS 5/29/2024 N 1 - 2 ft	24D-0050 24D-0050-CS 5/29/2024 N 2 - 3 ft	24D-0051 24D-0051-AS 5/29/2024 N 0 - 1 ft	24D-0051 24D-0051-BS 5/29/2024 N 1 - 1.7 ft	24D-0051 24D-0051-CS 5/29/2024 N 2 - 2.7 ft	24D-0052 24D-0052-AS 5/29/2024 N 0 - 1 ft	24D-0052 24D-0052-BS 5/29/2024 N 1 - 2 ft
TCL SVOCs																		
1,2,4,5-TETRACHLOROBENZENE	95-94-3	ug/kg	< 260 U	< 230 U	< 220 U	< 220 U	< 180 U	< 200 U	< 210 UJ	< 250 UJ	< 220 UJ	< 240 U	< 260 U	< 200 U	< 200 U	< 220 U	< 290 U	< 210 U
1,4-Dioxane (P-Dioxane)	123-91-1	ug/kg	< 100 U	< 91 U	< 87 U	< 85 U	< 73 U	< 77 U	< 83 U	< 96 U	< 88 U	< 94 U	< 100 U	< 78 U	< 80 U	< 84 U	< 110 U	< 83 U
1-Methylnaphthalene	90-12-0	ug/kg	< 5.0 U	5.1	6.0	3.7 J	1.2 J	1.6 J	3.1 J	2.4 J	< 4.4 U	3.0 J	3.8 J	< 3.9 U	< 4.0 U	1.2 J	4.0 J	8.1
2,3,4,6-TETRACHLOROPHENOL	58-90-2	ug/kg	< 260 U	< 230 U	< 220 U	< 220 U	< 180 U	< 200 U	< 210 U	< 250 U	< 220 U	< 240 U	< 260 U	< 200 U	< 200 U	< 220 U	< 290 U	< 210 U
2,4,5-TRICHLOROPHENOL	95-95-4	ug/kg	< 260 U	< 230 U	< 220 U	< 220 U	< 180 U	< 200 U	< 210 U	< 250 U	< 220 U	< 240 U	< 260 U	< 200 U	< 200 U	< 220 U	< 290 U	< 210 U
2,4,6-TRICHLOROPHENOL	88-06-2	ug/kg	< 260 U	< 230 U	< 220 U	< 220 U	< 180 U	< 200 U	< 210 U	< 250 U	< 220 U	< 240 U	< 260 U	< 200 U	< 200 U	< 220 U	< 290 U	< 210 U
2,4-DICHLOROPHENOL	120-83-2	ug/kg	< 260 U	< 230 U	< 220 U	< 220 U	< 180 U	< 200 U	< 210 U	< 250 U	< 220 U	< 240 U	< 260 U	< 200 U	< 200 U	< 220 U	< 290 U	< 210 U
2,4-DIMETHYLPHENOL	105-67-9	ug/kg	< 260 U	< 230 U	< 220 U	< 220 U	< 180 U	< 200 U	< 210 UJ	< 250 UJ	< 220 UJ	< 240 U	< 260 UJ	< 200 U	< 200 U	< 220 U	< 290 U	< 210 U
2,4-DINITROPHENOL	51-28-5	ug/kg	< 500 U	< 450 U	< 430 U	< 420 U	< 360 U	< 380 U	< 410 U	< 480 U	< 440 U	< 470 U	< 500 U	< 390 U	< 400 U	< 420 U	< 560 U	< 410 U
2,4-DINITROTOLUENE	121-14-2	ug/kg	< 260 U	< 230 U	< 220 U	< 220 U	< 180 U	< 200 U	< 210 U	< 250 U	< 220 U	< 240 U	< 260 U	< 200 U	< 200 U	< 220 U	< 290 U	< 210 U
2,6-DINITROTOLUENE	606-20-2	ug/kg	< 260 U	< 230 U	< 220 U	< 220 U	< 180 U	< 200 U	< 210 U	< 250 U	< 220 U	< 240 U	< 260 U	< 200 U	< 200 U	< 220 U	< 290 U	< 210 U
2-CHLORONAPHTHALENE	91-58-7	ug/kg	< 260 U	< 230 U	< 220 U	< 220 U	< 180 U	< 200 U	< 210 U	< 250 U	< 220 U	< 240 U	< 260 U	< 200 U	< 200 U	< 220 U	< 290 U	< 210 U
2-CHLOROPHENOL	95-57-8	ug/kg	< 260 U	< 230 U	< 220 U	< 220 U	< 180 U	< 200 U	< 210 U	< 250 U	< 220 U	< 240 U	< 260 U	< 200 U	< 200 U	< 220 U	< 290 U	< 210 U
2-Methylnaphthalene	91-57-6	ug/kg	1.7 JEB	6.7 EB	7.9 EB	5.4 EB	1.7 JEB	2.3 JEB	4.2	3.0 J	1.2 J	4.0 J	4.6 J	< 3.9 U	< 4.0 U	1.4 J	4.8 J	7.2
2-METHYLPHENOL (O-CRESOL)	95-48-7	ug/kg	< 500 U	< 450 U	< 430 U	< 420 U	< 360 U	< 380 U	< 410 U	< 480 U	< 440 U	< 470 U	< 500 U	< 390 U	< 400 U	< 420 U	< 560 U	< 410 U
2-NITROANILINE	88-74-4	ug/kg	< 260 U	< 230 U	< 220 U	< 220 U	< 180 U	< 200 U	< 210 U	< 250 U	< 220 U	< 240 U	< 260 U	< 200 U	< 200 U	< 220 U	< 290 U	< 210 U
2-NITROPHENOL	88-75-5	ug/kg	< 260 U	< 230 U	< 220 U	< 220 U	< 180 U	< 200 U	< 210 U	< 250 U	< 220 U	< 240 U	< 260 U	< 200 U	< 200 U	< 220 U	< 290 U	< 210 U
3,3'-DICHLOROBENZIDINE	91-94-1	ug/kg	< 500 U	< 450 U	< 430 U	< 420 U	< 360 U	< 380 U	< 410 U	< 480 U	< 440 U	< 470 U	< 500 U	< 390 U	< 400 U	< 420 U	< 560 U	< 410 U
3-NITROANILINE	99-09-2	ug/kg	< 500 U	< 450 U	< 430 U	< 420 U	< 360 U	< 380 U	< 410 U	< 480 U	< 440 U	< 470 U	< 500 U	< 390 U	< 400 U	< 420 U	< 560 U	< 410 U
4,6-DINITRO-2-METHYLPHENOL	534-52-1	ug/kg	< 500 U	< 450 U	< 430 U	< 420 U	< 360 U	< 380 U	< 410 U	< 480 U	< 440 U	< 470 U	< 500 U	< 390 U	< 400 U	< 420 U	< 560 U	< 410 U
4-BROMOPHENYL PHENYL ETHER	101-55-3	ug/kg	< 260 U	< 230 U	< 220 U	< 220 U	< 180 U	< 200 U	< 210 U	< 250 U	< 220 U	< 240 U	< 260 U	< 200 U	< 200 U	< 220 U	< 290 U	< 210 U
4-CHLORO-3-METHYLPHENOL	59-50-7	ug/kg	< 260 U	< 230 U	< 220 U	< 220 U	< 180 U	< 200 U	< 210 U	< 250 U	< 220 U	< 240 U	< 260 U	< 200 U	< 200 U	< 220 U	< 290 U	< 210 U
4-CHLOROANILINE	106-47-8	ug/kg	< 500 U	< 450 U	< 430 U	< 420 U	< 360 U	< 380 U	< 410 U	< 480 U	< 440 U	< 470 U	< 500 U	< 390 U	< 400 U	< 420 U	< 560 U	< 410 U
4-CHLOROPHENYL PHENYL ETHER	7005-72-3	ug/kg	< 260 U	< 230 U	< 220 U	< 220 U	< 180 U	< 200 U	< 210 U	< 250 U	< 220 U	< 240 U	< 260 U	< 200 U	< 200 U	< 220 U	< 290 U	< 210 U
4-METHYLPHENOL (P-CRESOL)	106-44-5	ug/kg	< 500 U	< 450 U	< 430 U	< 420 U	< 360 U	< 380 U	< 410 U	< 480 U	< 440 U	< 470 U	< 500 U	< 390 U	< 400 U	< 420 U	< 560 U	< 410 U
4-Nitroaniline	100-01-6	ug/kg	< 500 U	< 450 U	< 430 U	< 420 U	< 360 U	< 380 U	< 410 U	< 480 U	< 440 U	< 470 U	< 500 U	< 390 U	< 400 U	< 420 U	< 560 U	< 410 U
4-NITROPHENOL	100-02-7	ug/kg	< 500 U	< 450 U	< 430 U	< 420 U	< 360 U	< 380 U	< 410 U	< 480 U	< 440 U	< 470 U	< 500 U	< 390 U	< 400 U	< 420 U	< 560 U	< 410 U
Acenaphthene	83-32-9	ug/kg	4.1 J	20 J	32 J	13 J	4.9 J	5.2 J	14	8.9	2.3 J	13 J	23 J	1.6 J	R	4.7 J	24 J	10 J
ACENAPHTHYLENE	208-96-8	ug/kg	4.4 J	18	27	11	5.6	7.6	8.9	9.5	7.0	9.1	5.7	3.8 J	3.4 J	0.87 J	21	11
Acetophenone	98-86-2	ug/kg	< 500 U	< 450 U	< 430 U	< 420 U	< 360 U	< 380 U	< 410 U	< 480 U	< 440 U	< 470 U	< 500 U	< 390 U	< 400 U	< 420 U	< 560 U	< 410 U
ANTHRACENE	120-12-7	ug/kg	14	53	110	33	13	17	30	23	11	39	47	5.9	2.9 J	14	79	22
ATRAZINE	1912-24-9	ug/kg	< 500 U	< 450 U	< 430 U	< 420 U	< 360 U	< 380 U	< 410 U	< 480 U	< 440 U	< 470 U	< 500 U	< 390 U	< 400 U	< 420 U	< 560 U	< 410 U
BENZALDEHYDE	100-52-7	ug/kg	< 500 U	< 450 U	< 430 U	< 420 U	< 360 U	< 380 U	< 410 U	< 480 U	< 440 U	< 470 U	< 500 U	< 390 U	< 400 U	< 420 U	< 560 U	< 410 U
BENZO(A)ANTHRACENE	56-55-3	ug/kg	42	250	400	110	71	79	160	96	50	97	110	26	8.6	20	350	63
BENZO(A)PYRENE	50-32-8	ug/kg	39	110	140	42	30	42	97	57	62	92	98	30	9.7	17	250	65
Benzo(B)Fluoranthene	205-99-2	ug/kg	44	390	590	140	120	140	240	150	93	130	130	45	15	23	590	86
Benzo(G,H,I)Perylene	191-24-2	ug/kg	25	12	20	5.6	4.7	6.6	12	7.3	51	58	59	23	7.5	9.4	29	42
Benzo(K)Fluoranthene	207-08-9	ug/kg	14	140	150 J	54	42	54	86	44	34	38	41	16	4.7	7.8	180	31
BENZYL BUTYL PHTHALATE	85-68-7	ug/kg	< 260 U	< 230 U	< 220 U	< 220 U	< 180 U	< 200 U	< 210 U	< 250 U	< 220 U	< 240 U	< 260 U	< 200 U	< 200 U	< 220 U	< 290 U	< 210 U
BIPHENYL (DIPHENYL)	92-52-4	ug/kg	< 260 U	< 230 U	< 220 U	< 220 U	< 180 U	< 200 U	< 210 U	< 250 U	< 220 U	< 240 U	< 260 U	< 200 U	< 200 U	< 220 U	< 290 U	< 210 U
BIS(2-CHLOROETHOXY) METHANE	111-91-1	ug/kg	< 260 U	< 230 U	< 220 U	< 220 U	< 180 U	< 200 U	< 210 U	< 250 U	< 220 U	< 240 U	< 260 U	< 200 U	< 200 U	< 220 U	< 290 U	< 210 U
BIS(2-CHLOROETHYL) ETHER (2-CHLOROETHYL ETHER)	111-44-4	ug/kg	< 500 U	< 450 U	< 430 U	< 420 U	< 360 U	< 380 U	< 410 U	< 480 U	< 440 U	< 470 U	< 500 U	< 390 U	< 400 U	< 420 U	< 560 U	< 410 U
BIS(2-CHLOROISOPROPYL) ETHER	108-60-1	ug/kg	< 500 U	< 450 U	< 430 U	< 420 U	< 360 U	< 380 U	< 410 U	< 480 U	< 440 U	< 470 U	< 500 U	< 390 U	< 400 U	< 420 U	< 560 U	< 410 U
BIS(2-ETHYLHEXYL) PHTHALATE	117-81-7	ug/kg	< 260 U	130 J	220	< 220 U	< 180 U	< 200 U	170 J	< 250 U	< 220 U	< 240 U	< 260 U	59 J	< 200 U	< 220 U	130 J	< 210 U
Caprolactam	105-60-2	ug/kg	< 500 U	< 450 U	< 430 U	< 420 U	< 360 U	< 380 U	< 410 U	< 480 U	< 440 U	< 470 U	< 500 U	< 390 U	< 400 U	< 420 U	< 560 U	< 410 U
CARBAZOLE	86-74-8	ug/kg	< 500 U	< 450 U	55 J	< 420 U	< 360 U	< 380 U	< 410 U	< 480 U	< 440 U	< 470 U	< 500 U	< 390 U	< 400 U	< 420 U	< 560 U	< 410 U
CHRYSENE	218-01-9	ug/kg	26	280	340	110	85	100	170	100	61	87	100	31	9.2	17	370	77
DIBENZ(A,H)ANTHRACENE	53-70-3	ug/kg	5.8	38	60	18	14	19	25	17	12	14	14	5.3	1.9 J	2.5 J	54	11
Dibenzofuran	132-64-9	ug/kg	< 260 U	< 230 U	< 220 U	< 220 U	< 180 U	< 200 U	< 210 U	< 250 U	< 220 U	< 240 U	< 260 U	< 200 U	< 200 U	< 220 U	< 290 U	< 210 U
Diethyl Phthalate	84-66-2	ug/kg	< 260 U	< 230 U	< 220 U	< 220 U	< 180 U	< 200 U	< 210 U	< 250 U	< 220 U	< 240 U	< 260 U	< 200 U	< 200 U	< 220 U	< 290 U	< 210 U
DIMETHYL PHTHALATE	131-11-3	ug/kg	< 260 U	< 230 U	< 220 U	< 220 U	< 180 U	< 200 U	< 210 U	< 250 U	< 220 U	< 240 U	< 260 U	< 200 U	< 200 U	< 220 U	< 290 U	< 210 U
Di-N-Butyl Phthalate	84-74-2	ug/kg	< 260 U	< 230 U	< 220 U	< 220 U	< 180 U	< 200 U	< 210 U	< 250 U	< 220 U	< 240 U	< 260 U	< 200 U	< 200 U	< 220 U	< 290 U	< 210 U
DI-N-OCTYLPHTHALATE	117-84-0	ug/kg	< 500 U	< 450 U	< 430 U	< 420 U	< 360 U	< 380 U	< 410 U	< 480 U	< 440 U	< 470 U	< 500 U	< 390 U	< 400 U	< 420 U	< 560 U	< 410 U
FLUORANTHENE	206-44-0	ug/kg	65	580	820	250	200	210	410	210 EB	110 EB	210 EB	280 EB	56 EB	17 EB	43 EB	730	140 EB
FLUORENE	86-73-7	ug/kg	4.4 J	21	31	14	4.4	7.6	12	9.0	3.0 J	14	22	1.9 J	0.84 J	5.8	26	11
HEXACHLOROBENZENE	118-74-1	ug/kg	< 260 U	< 230 U	< 220 U	< 220 U	< 180 U	< 200 U	< 210 U	< 250 U	< 220 U	< 240 U	< 260 U	< 200 U	< 200 U	< 220 U	< 290 U	< 210 U
Hexachlorobutadiene	87-68-3	ug/kg	< 260 U	< 230 U	< 220 U	< 220 U	< 180 U	< 200 U	< 210 U	< 250 U	< 220 U	< 240 U	< 260 U	< 200 U	< 200 U	< 220 U	< 290 U	< 210 U
HEXACHLOROCYCLOPENTADIENE	77-47-4	ug/kg	< 500 U	< 450 U	< 430 U	< 420 U	< 360 U	< 380 U	< 410 U	< 480 U	< 440 U	< 470 U	< 500 U	< 390 U	< 400 U	< 420 U	< 560 U	< 410 U
HEXACHLOROETHANE	67-72-1	ug/kg	< 260 U	< 230 U	< 220 U	< 220 U	< 180 U	< 200 U	< 210 U	< 250 U	< 220 U	< 240 U	< 260 U	< 200 U	< 200 U	< 220 U	< 290 U	< 210 U
INDENO(1,2,3-C,D)PYRENE	193-39-5	ug/kg	20	69	110	31	25	36	64	40	43	49	52	19	6.4	8.3	190	34
ISOPHORONE	78-59-1	ug/kg	< 260 U	< 230 U	< 220 U	< 220 U	< 180 U	< 200 U	< 210 U	< 250 U	< 220 U	< 240 U	< 260 U	< 200 U	< 200 U	< 220 U	< 290 U	< 210 U
Naphthalene	91-20-3	ug/kg	2.9 JEB	11 EB	13 EB	9.0 EB	2.9 JEB	3.7 JEB	6.9 EB	5.5 EB	2.5 JEB	8.0 EB	9.5 EB	1.5 JEB	< 4.0 U	1.3 JEB	8.4 EB	6.5 EB
NITROBENZENE	98-95-3	ug/kg	< 260 U	< 230 U	< 220 U	< 220 U	< 180 U	< 200 U	< 210 U	< 250 U	< 220 U	< 240 U	< 260 U	< 200 U	< 200 U	< 220 U	< 290 U	< 210 U
N-NITROSODI-N-PROPYLAMINE	621-64-7	ug/kg	< 260 U	< 230 U	< 220 U	< 220 U	< 180 U	< 200 U	< 210 U	< 250 U	< 220 U	< 240 U	< 260 U	< 200 U	< 200 U	< 220 U	< 290 U	< 210 U
N-NITROSODIPHENYLAMINE	86-30-6	ug/kg	< 260 U	< 230 U	< 220 U	< 220 U	< 180 U	< 200 U	< 210 U	< 250 U	< 220 U	< 240 U	< 260 U	< 200 U	< 200 U	< 220 U	< 290 U	< 210 U
PENTACHLOROPHENOL	87-86-5	ug/kg	< 10 U	< 9.1 U	< 8.8 U	< 8.6 U	< 7.3 U	< 7.7 U	< 8.3 U	< 9.7 U	< 8.9 U	< 9.5 U	< 10 U	< 7.8 U	< 8.1 U	< 8.5 U	< 11 U	< 8.3 U
PHENANTHRENE	85-01-8	ug/kg	44	360	520	160	78	88	210	120	47	170	260	26	8.3	43	440	140
PHENOL	108-95-2	ug/kg	< 500 U	< 450 U	< 430 U	< 420 U	< 360 U	< 380 U	< 410 U	< 480 U	< 440 U	< 470 U	< 500 U	< 390 U	< 400 U	< 420 U	< 560 U	< 410 U
PYRENE	129-00-0	ug/kg	60 J	300	450	130	97	100	260	160	99	180	250	48	15	36	580	150

Table 12
Phase 2 Reach Floodplain Soil Analytical Results
Phase 2 Data Evaluation Summary Memorandum
Lower Neponset River
Boston and Milton, Massachusetts

Analyte	CAS Number	Units	24D-0053 24D-0053-AS 5/31/2024 N 0 - 1 ft	24D-0053 24D-0053-BS 5/31/2024 N 1 - 2 ft	24D-0053 24D-0053-CS 5/31/2024 N 2 - 2.5 ft	24D-0054 24D-0054-AS 5/31/2024 N 0 - 1 ft	24D-0054 24D-0054-BS 5/31/2024 N 1 - 1.5 ft	24D-0055 24D-0055-AS 5/31/2024 N 0 - 1 ft	24D-0055 24D-0055-BS 5/31/2024 N 1 - 1.7 ft	24D-0056 24D-0056-AS 5/31/2024 N 0 - 1 ft	24D-0056 24D-0056-BS 5/31/2024 N 1 - 1.8 ft	24D-0057 24D-0057-AS 5/31/2024 N 0 - 1 ft	24D-0058 24D-0058-AS 5/31/2024 N 0 - 1 ft	24D-0058 24D-0058-BS 5/31/2024 N 1 - 2 ft	24D-0058 24D-0058-CS 5/31/2024 N 2 - 3 ft	24D-0059 24D-0059-AS 5/31/2024 N 0 - 1 ft	24D-0059 24D-0059-BS 5/31/2024 N 1 - 1.5 ft	24D-0060 24D-0060-AS 5/31/2024 N 0 - 1 ft
PCDD/F																		
1,2,3,4,6,7,8-HpCDD	35822-46-9	pg/g	2550	8950	11600 J	1660	55.6	488	94.5	1170	780	1600	2040	3200	1060	2280	306	1390
1,2,3,4,6,7,8-HpCDF	67562-39-4	pg/g	1060	3850	3170	636	22	237	45.6	703	361	844	1170	1590	475	1380	287	828
1,2,3,4,7,8,9-HpCDF	55673-89-7	pg/g	37.1	104	121	29.5	< 0.521 U	8.9	1.75 J	22.5	11.5	28.4	37.9	49.8	15.8	39.2	5.42	26.5
1,2,3,4,7,8-HxCDD	39227-28-6	pg/g	26.6 J	86.3 J	129 J	12.9 J	0.939 J	3.9 J	1.02 J	12.9 J	12.1 J	16.5 J	27.6	26.2	9.56	19.8	2.95	14.4
1,2,3,4,7,8-HxCDF	70648-26-9	pg/g	46.2	117	107	48.9	1.71 J	15.8	3.22 J	39.9	20.8	55.7	67.4 J	101 J	29.8 J	70.1 J	8.27 J	52.7 J
1,2,3,6,7,8-HxCDD	57653-85-7	pg/g	126	468	552	75.7	2.37 J	23.7	4.35 J	59.2	45.9	81.1	166	157	55.2	117	17.4	69.8
1,2,3,6,7,8-HxCDF	57117-44-9	pg/g	23.9	69.6	60.4	23.7	0.797 J	8.77	1.54 J	24	10.4	30.3	45.1	53	17.6	37.7	4.85	30.2
1,2,3,7,8,9-HxCDD	19408-74-3	pg/g	68	269	340	32.8	1.47 J	11.1	2.28 J	33	30.1	40.6	97.3	75.7	25	56.6	7.52	39.5
1,2,3,7,8,9-HxCDF	72918-21-9	pg/g	< 0.533 U	< 0.589 U	< 0.928 U	< 0.41 U	< 0.357 U	< 0.267 U	< 0.265 U	< 0.312 U	< 0.444 U	< 0.393 U	< 0.303 U	< 0.409 U	< 0.385 U	< 0.349 U	< 0.225 U	< 0.179 U
1,2,3,7,8-PeCDD	40321-76-4	pg/g	12.7 JN	41.3 J	62.6 J	6.27 J	< 0.33 UJ	1.85 J	< 0.274 UJ	5.53 J	8.84 J	6.92 J	24.2 J	12.7 J	3.93 JN	8.39 JN	1.17 JN	5.55 JN
1,2,3,7,8-PeCDF	57117-41-6	pg/g	10.5	15.2	13.9	10.7	< 0.212 U	3.81 JN	0.834 J	5.39	4.15 JN	9.9	9.12	14.3	5.25	10.9	1.51 J	5.97
2,3,4,6,7,8-HxCDF	60851-34-5	pg/g	34.2 J	114 J	101 J	27.6 J	1.04 J	9.27 J	1.79 J	24.1 J	11.9 J	33.9 J	42.1	55.2	20.8	40.3	7.36	28.8
2,3,4,7,8-PeCDF	57117-31-4	pg/g	50.1 J	141 J	111 J	64.4 J	2.6 J	13.7	2.43 J	21.7 J	14 J	46.6 J	31.2	62.9	30.6	45	9.46	25.7
2,3,7,8-TCDD	1746-01-6	pg/g	2.61 J	10.7 J	10.9 J	2.62 J	< 1.88 UJ	0.763 JN	< 1.80 UJ	1.41 J	2.7 J	1.82 JN	2.72 J	3.76 J	1.97 J	2.31 JN	< 0.978 UJ	1.89 J
2,3,7,8-TCDF	51207-31-9	pg/g	22.3	41.7	51	23.7	1.16	6.56	1.01	9.74	6.83	17.6	13.1	29.1	14.1	19.2	3.46	11.2
OCDD	3268-87-9	pg/g	19900 JEB	63200 JEB	91700 JEB	15500 EB	464 EB	3460 EB	618 EB	8150 EB	4580 EB	11100 EB	13600 JEB	23100 JEB	7970 EB	16400 JEB	2430 EB	9240 EB
OCDF	39001-02-0	pg/g	1760 J	4100 J	6260 J	863 J	28.5 J	267 J	50.9 J	825 J	378 J	937 J	1280	1830	572	1350	202	925
Total HpCDD	RA_Total_HpCDD	pg/g	4960	15890	20630	2890	97.1	858	163.3	2100	1426	2990	3910	5790	1889	4000	565	2480
Total HpCDF	RA_Total_HpCDF	pg/g	2757.1	9094	8990.5	1502.1	50.7	498.58	94.25	1408.8	745.63	1779.4	2277.6	3235.2	1040	2684.6	548.42	1579.5
Total HxCDD	RA_Total_HxCDD	pg/g	805.64	3045.4	3282.9	423.35	13.969	145.07	28.15	391.53	328.15	516.49	1229.3	954.4	331.58	713.94	102.478	447.93
Total HxCDF	RA_Total_HxCDF	pg/g	887.81	2983.8	2632.4	589.49	19.247	198.07	34.822	496.5	262.27	673.71	886.36	1222.48	442.92	911.35	190.58	608.37
Total PeCDD	RA_Total_PeCDD	pg/g	90.59	322.2	332.15	50.29	< 0.33 U	18.698	2.083 U	39.114	65.8	64.06	191.93	123.91	47.58	85.97	12.139	50.67
Total PeCDF	RA_Total_PeCDF	pg/g	424.607	1258.56	1011.81	391.751	14	109.364	21.331	217.65	128.21	407.71	349.268	589.15	271.292	400.879	76.2	244.768
Total TCDD	RA_Total_TCDD	pg/g	20.54	65.93	75.48	19.802	< 1.88 U	5.103	0.66 U	14.539	24.338	19.034	40.316	50.137	19.12	25.379	2.584 U	19.348
Total TCDF	RA_Total_TCDF	pg/g	301.83	584.17	488.4	438.39	16.641	100.48	17.462	164.69	114.181	348.32	239.9	493.93	260.94	264.94	53.276	194.12
Total PCDD/F TEQ (Bird)	RA-TEQ-B-DF	pg/g	124.267	357.395	364.006	122.7133	4.6572	31.4997	5.13579	61.5785	46.1698	103.1437	115.969	163.351	68.2972	116.867	20.8559	72.4265
Total PCDD/F TEQ (Fish)	RA-TEQ-F-DF	pg/g	83.357	261.145	286.811	70.3163	2.54545	18.9832	3.17339	44.041	35.2098	66.3997	91.131	108.518	41.3917	79.398	13.4141	51.563
Total PCDD/F TEQ (Mammal)	RA-TEQ-M-DF	pg/g	108.344	360.546	419.555	81.2249	2.65235	23.2044	3.89419	55.5432	42.6799	78.9221	119.3566	141.356	50.5141	102.914	16.0081	65.4836
PCB Congeners																		
PCB-001	2051-60-7	ng/g	3.55 J	0.582 J	1.29 J	5.32 J	0.121 J	4.1 J	0.997 J	32.1 J	6.52 J	13.7 J	30 J	30.3 J	10.9 J	21.1 J	0.667 J	98.1 J
PCB-002	2051-61-8	ng/g	< 0.0471 U	< 0.046 U	< 0.0479 U	< 0.0466 U	< 0.0454 U	< 0.0445 U	< 0.0433 U	0.468	< 0.0478 U	0.397	< 0.0471 U	0.829 J	2.09 J	0.648 J	< 0.0472 U	1.48 J
PCB-003	2051-62-9	ng/g	2.47	0.991	1.58	2.96	< 0.0467 U	2.51	< 0.0446 U	14.1	5.43	9.08	12.9 J	18.9 J	9.86 J	12.6 J	0.446 J	38.6
PCB-004/010	PCB-4/10	ng/g	14.9	2.93	5.02 J	28.8 J	0.848 J	16.9 J	3.49 J	56.5 J	20.6	51.8 J	98.9 J	131 J	82.1 J	69.9 J	2.86 J	214 J
PCB-005/008	PCB-5/8	ng/g	18.9	8.94	9.25	34.6	1	17.9	3.65	56 J	27.7	56.9 J	87.1 J	135 J	142 J	74.1 J	3.78 J	155 J
PCB-006	25569-80-6	ng/g	3.05	1.57	1.54	7.11	0.194	3.14	0.691	8.45	3.97	10.5	12.4 J	17.2 J	141 J	11.8 J	0.599 J	24.5
PCB-007/009	PCB-7/9	ng/g	0.758	0.571	0.69	1.71	< 0.0825 U	< 0.0809 U	< 0.0788 U	1.3	< 0.0868 U	2.06	2.44 J	3.51 J	10.9 J	2.43 J	< 0.0857 U	4.19 J
PCB-011	2050-67-1	ng/g	0.759	< 0.0435 U	1.05	2.18	< 0.0429 U	0.742	< 0.041 U	1.88	0.881	2.91	2.85 J	3.82 J	6.36 J	2.52 J	< 0.0446 U	5.68 J
PCB-012/013	PCB-12/13	ng/g	2.4	1.03	< 0.113 U	8.98	< 0.107 U	2.57	0.599	5.02	2.69	10.1	7.25 J	11.8 J	30.9	8.08 J	< 0.111 U	16.7 J
PCB-014	34883-41-5	ng/g	< 0.0436 U	< 0.0425 U	< 0.0443 U	< 0.0432 U	< 0.042 U	< 0.0412 U	< 0.0401 U	< 0.0413 U	< 0.0442 U	< 0.0432 U	< 0.0436 U	< 0.0443 U	< 0.043 U	< 0.0435 U	< 0.0437 U	< 0.0443 U
PCB-015	2050-68-2	ng/g	32.2 J	16.5 J	18.5 J	199 J	6.43 J	30.3 J	5.6 J	41 J	27.9 J	134 J	60.8 J	128 J	210 J	79.7 J	9.28 J	141 J
PCB-016/032	PCB-16/32	ng/g	25.5 J	17 J	20.5 J	233 J	8.9 J	14.9 J	2.66 J	30.9 J	23.5 J	108 J	66.3 J	134 J	323 J	57.1 J	6.84 J	92.8 J
PCB-017	37680-66-3	ng/g	13 J	8.36 J	12.9 J	118 J	4.33 J	12.2 J	2.21 J	22.4 J	13.6 J	62.7 J	44.6 J	74.1 J	219 J	50.8 J	6 J	67.4 J
PCB-018	37680-65-2	ng/g	17.5 J	17.9 J	19.7 J	166 J	6.21 J	7.75 J	1.55 J	11.3 J	6.13 J	55.5 J	21.6 J	28.7 J	375 J	25 J	4.54 J	23.9 J
PCB-019	38444-73-4	ng/g	5.01	2.02	2.47	20.6	0.847	4.91	0.896	15.5	7.18	24.6	34.8	56.3 J	64.5 J	19.1 J	1.32 J	58.1 J
PCB-020/021/033	PCB-20/21/33	ng/g	13.8 J	21.5 J	22.8 J	115 J	4.25 J	4.08 J	1.53 J	4.16 J	3.86 J	27.2 J	6.47 J	14.5 J	113 J	12.2 J	3.59 J	7.62 J
PCB-022	38444-85-8	ng/g	11.2 J	11.9 J	14.3 J	167 J	5.03 J	6.38 J	1.35 J	4.9 J	3.57 J	45 J	6.77 J	13.6 J	133 J	16.4 J	5.01 J	10.3 J
PCB-023/034	PCB-23/34	ng/g	< 0.0813 UJ	< 0.0793 UJ	< 0.0827 UJ	4.95 J	< 0.0784 UJ	< 0.0769 UJ	< 0.0748 UJ	< 0.077 UJ	< 0.0825 UJ	1.95 J	1.69 J	1.94 J	7.97 J	1.12 J	< 0.0814 UJ	2.12 J
PCB-024/027	PCB-24/27	ng/g	3.93 J	1.47 J	2.86 J	47.8 J	1.84 J	3.27 J	0.579 J	11.5 J	5.14 J	24.2 J	23 J	29.7 J	36.8 J	14.1 J	1.27 J	36.5 J
PCB-025	55712-37-3	ng/g	6.14 J	2.56 J	3.92 J	89.2 J	2.57 J	5.92 J	1.11 J	9.69 J	4.36 J	31.6 J	17.2 J	29 J	271 J	18.4 J	2.29 J	29.6 J
PCB-026	38444-81-4	ng/g	9.66 J	5.99 J	7.49 J	195 J	5.76 J	12 J	2.29 J	17.2 J	6.74 J	54.9 J	26.4 J	44.3 J	395 J	24.6 J	3.81 J	48.9 J
PCB-028	7012-37-5	ng/g	63.3 J	44.4 J	58.8 J	1510 J	43.2 J	62.2 J	11.3 J	33.2 J	21.5 J	321 J	48.5 J	101 J	483 J	114 J	34.3 J	104 J
PCB-029	15862-07-4	ng/g	< 0.0571 UJ	< 0.0557 UJ	< 0.0581 UJ	< 0.0565 UJ	< 0.055 UJ	< 0.054 UJ	< 0.0525 UJ	< 0.054 UJ	< 0.0579 UJ	< 0.0565 UJ	< 0.0571 UJ	< 0.058 UJ	< 0.0563 UJ	< 0.057 UJ	< 0.0572 UJ	< 0.0579 UJ
PCB-030	35693-92-6	ng/g	< 0.0569 UJ	< 0.0555 UJ	< 0.0579 UJ	< 0.0563 UJ	< 0.0548 UJ	< 0.0538 UJ	< 0.0523 UJ	< 0.0538 UJ	< 0.0577 UJ	< 0.0563 UJ	< 0.0569 UJ	< 0.0578 UJ	< 0.0561 UJ	< 0.0568 UJ	< 0.057 UJ	< 0.0577 UJ
PCB-031	16606-02-3	ng/g	38.4 J	35.7 J	37.8 J	769 J	19.9 J	61.7 J	10.9 J	33.7 J	16.2 J	178 J	49.5 J	87.3 J	569 J	82.6 J	22.5 J	119 J
PCB-035	37680-69-6	ng/g	1.84 J	< 0.0521 UJ	< 0.0543 UJ	13.5 J	< 0.0514 UJ	0.734 J	< 0.0491 UJ	< 0.0505 UJ	< 0.0541 UJ	3.95 J	< 0.0534 UJ	< 0.0542 UJ	13.2 J	7.65 J	< 0.0534 UJ	5.11 J
PCB-036	38444-87-0	ng/g	0.79 J	2.26 J	2.35 J	9.77 J	0.334 J	< 0.0399 UJ	< 0.0388 UJ	< 0.04 UJ	< 0.0428 UJ	3.57 J	< 0.0422 UJ	1.8 J	5.01 J	1.16 J	< 0.0423 UJ	< 0.0429 UJ
PCB-037	38444-90-5	ng/g	37.9 J	23.3 J	23.6 J	456 J	16.6 J	29.7 J	5.84 J	11.1 J	8.59 J	124 J	12 J	29.7 J	85.9 J	47.2 J	17.9 J	22 J
PCB-038	53555-66-1	ng/g	5.37 J	5.28 J	5.07 J	< 0.0627 UJ	< 0.061 UJ	2.24 J	0.463 J	2.81 J	2.26 J	15 J	5.56 J	10.2 J	8.13 J	9.59 J	1.77 J	8.97 J
PCB-039	38444-88-1	ng/g	< 0.0408 UJ	0.526 J	< 0.0416 UJ	1.42 J	< 0.0394 UJ	< 0.0386 UJ	< 0.0376 UJ	< 0.0387 UJ	< 0.0414 UJ	1.1 J	< 0.0408 UJ	< 0.0415 UJ	2.42 J	< 0.0408 UJ	< 0.0409 UJ	1.82 J
PCB-040	38444-93-8	ng/g	16.8	25.3	34.5	182 J	7.68	1.77	< 0.0451 U	2.92	4.58	53.9 J	7.35 J	20.9	80.2 J	14.8 J	4.56 J	3.74 J
PCB-041/064	PCB-41/64	ng/g	73.1 J	75 J	66.4 J	764 J	24.6	41.8 J	8.49	23.9	23	253 J	39.6 J	85.8 J	238 J	115 J	40.1 J	39.9 J
PCB-042	36559-22-5	ng/g	37.7	38.2 J	59.5 J	514 J	19.4	11.5	1.94	15.3	16.1	167 J	31	71 J	186 J	66.9 J	20.9	27.4
PCB-043/049	PCB-43/49	ng/g	129 J	124 J	193 J	1780 J	62.6 J	105 J	18.6	92 J	61.5 J	567 J	143 J	307 J	559 J	276 J	76.1 J	269 J
PCB-044	41464-39-5	ng/g	96.6 J	117 J	176 J	1440 J	54.6 J	22.9	4.26	29.7	30.9	361 J	58.5 J	136 J	485 J	140 J	46.5 J	41.5 J
PCB-045	70362-45-7	ng/g	16.8	37.4	43.7 J	188 J	7.29	2.59	< 0.0387 U	4.17	7.63	62 J	10.6 J	38.2	88.5 J	17.9 J	5 J	6.79 J
PCB-046	41464-47-5	ng/g	4.6	10.5	16.2	49.1 J	2.21	< 0.0443 U	< 0.0432 U	1.51	2.46	17.8	4.47 J	11 J	33.3	4.73 J	1.45 J	2.68 J
PCB-047/048/075	PCB-47/48/75	ng/g	185 J	172 J	198 J	1090 J	37.9 J	74 J	12.6	94.8 J	75 J	544 J	180 J	344 J	289 J	309 J	53.9 J	312 J
PCB-050	62796-65-0	ng/g	< 0.0559 U	< 0.0546 U	< 0.0569 U	3.6	< 0.0539 U	< 0.0528 U	< 0.0514 U	0.578	< 0.0567 U	2.61	1.45 J	2.88 J	2.84 J	0.917 J	< 0.056 U	1.91 J
PCB-051	68194-04-7	ng/g	5.41	9.43	11.5	74.8 J	2.88	2.01	0.315	6.78	6.79	48.2 J	19.7	44.3 J	40.3 J	15.9 J	2.9 J	20.3
PCB-052/073	PCB-52/73	ng/g	222 J	299 J	357 J	2030 J	73.3 J	94.9 J	17.1	85.2 J	71 J	568 J	142 J	312 J	595 J	328 J	85 J	188 J
PCB-053	41464-41-9	ng/g	30.5	59.4 J	62.3 J	262 J	9.49	5.22	0.976	15.1	16.6	111 J	42.4 J	91.5 J	98.9 J	43.1 J	8.98 J	45.7 J
PCB-054	15968-05-5	ng/g	0.519	0.757	0.646 J	3.32 J	0.126 J	0.215 J	< 0.0432 UJ	0.861	0.748	3.36 J	2.61 J	4.9 J	2.74 J	0.937 J	0.126 J	2.35 J
PCB-055	74338-24-2	ng/g	0.943	2.41	2.19	27.6	0.908	0.816	< 0.0716 U	0.204	< 0.0789 U	5.26	< 0.0778 U	0.628 J	1.24 J	1.01 J	< 0.0779 U	< 0.079 U

Table 12
Phase 2 Reach Floodplain Soil Analytical Results
Phase 2 Data Evaluation Summary Memorandum
Lower Neponset River
Boston and Milton, Massachusetts

Analyte	CAS Number	Units	24D-0053 24D-0053-AS 5/31/2024 N 0 - 1 ft	24D-0053 24D-0053-BS 5/31/2024 N 1 - 2 ft	24D-0053 24D-0053-CS 5/31/2024 N 2 - 2.5 ft	24D-0054 24D-0054-AS 5/31/2024 N 0 - 1 ft	24D-0054 24D-0054-BS 5/31/2024 N 1 - 1.5 ft	24D-0055 24D-0055-AS 5/31/2024 N 0 - 1 ft	24D-0055 24D-0055-BS 5/31/2024 N 1 - 1.7 ft	24D-0056 24D-0056-AS 5/31/2024 N 0 - 1 ft	24D-0056 24D-0056-BS 5/31/2024 N 1 - 1.8 ft	24D-0057 24D-0057-AS 5/31/2024 N 0 - 1 ft	24D-0058 24D-0058-AS 5/31/2024 N 0 - 1 ft	24D-0058 24D-0058-BS 5/31/2024 N 1 - 2 ft	24D-0058 24D-0058-CS 5/31/2024 N 2 - 3 ft	24D-0059 24D-0059-AS 5/31/2024 N 0 - 1 ft	24D-0059 24D-0059-BS 5/31/2024 N 1 - 1.5 ft	24D-0060 24D-0060-AS 5/31/2024 N 0 - 1 ft
PCB-056/060	PCB-56/60	ng/g	84.6 J	64.1 J	91.6 J	1280 J	44.9 J	73.5 J	14.5	18.3	14.2	261 J	20.5	43.3 J	69.7 J	96.6 J	52.7 J	28.4
PCB-057	70424-67-8	ng/g	< 0.0414 UJ	< 0.0404 UJ	< 0.0422 UJ	14.7 J	0.312 J	1.04 J	< 0.0381 UJ	0.772 J	< 0.042 UJ	4.39 J	1.42 J	3.39 J	6.64 J	1.15 J	0.346 J	3.95 J
PCB-058	41464-49-7	ng/g	0.917	1.32	1.53	4.53	< 0.0505 U	< 0.0495 U	< 0.0482 U	< 0.0496 U	< 0.0531 U	2.08	< 0.0524 U	1.41 J	1.67 J	1.04 J	< 0.0525 U	0.828 J
PCB-059	74472-33-6	ng/g	8.28	7.67	9.68	110 J	3.56	2.79	0.561	2.65	2.7	32.3	4.09 J	13 J	31.8	9.14 J	3.3 J	4.32 J
PCB-061/074	PCB-61/74	ng/g	44.2 J	32.7	56.2 J	962 J	31.6	76 J	15.3	18.8	11.9	229 J	21.4	42.6 J	124 J	82.4 J	41 J	41.9 J
PCB-062	54230-22-7	ng/g	< 0.0473 U	< 0.0462 U	< 0.0481 U	< 0.0468 U	< 0.0456 U	< 0.0447 U	< 0.0435 U	< 0.0448 U	< 0.048 U	< 0.0468 U	< 0.0473 U	< 0.0481 U	< 0.0466 U	< 0.0473 U	< 0.0474 U	< 0.048 U
PCB-063	74472-34-7	ng/g	3.9	2.95	4.82	81.7 J	2.59	11.1	2.21	5.07	2.35	28.8	6.99 J	12.5 J	23.3	11.4 J	4.15 J	23.1
PCB-065	33284-54-7	ng/g	< 0.066 U	< 0.0645 U	< 0.0672 U	0.523	< 0.0637 U	< 0.0625 U	< 0.0608 U	< 0.0625 U	< 0.067 U	< 0.0654 U	< 0.0661 U	< 0.0671 U	< 0.0651 U	< 0.066 U	< 0.0662 U	< 0.0671 U
PCB-066/080	PCB-66/80	ng/g	185 J	155 J	208 J	2100 J	76.4 J	165 J	33	45.9 J	34.2	503 J	51.7 J	120 J	178 J	216 J	102 J	89.2 J
PCB-067	73575-53-8	ng/g	2.95	1.77	3.67	68.9 J	2.21	2.88	0.632	0.959	< 0.0609 U	15.4	1.59 J	3.33 J	10.9 J	4.08 J	1.9 J	2.13 J
PCB-068	73575-52-7	ng/g	< 0.0699 UJ	< 0.0683 UJ	86 J	< 0.0693 UJ	< 0.0674 UJ	< 0.0662 UJ	< 0.0644 UJ	2.91 J	< 0.071 UJ	< 0.0693 UJ	4.33 J	10.2 J	< 0.069 U	< 0.0699 U	< 0.0701 U	10.6 J
PCB-069	60233-24-1	ng/g	< 0.0524 UJ	< 0.0511 UJ	< 0.0533 UJ	3.33 J	< 0.0505 UJ	< 0.0495 UJ	< 0.0482 UJ	< 0.0496 UJ	< 0.0531 UJ	2.23 J	< 0.0524 U	< 0.0532 U	1.33 J	< 0.0523 U	< 0.0525 U	1.36 J
PCB-070	32598-11-1	ng/g	214 J	195 J	254 J	2210 J	81.3 J	142 J	27.8	50.4 J	43.8 J	512 J	58.2 J	129 J	158 J	242 J	107 J	71.2 J
PCB-071	41464-46-4	ng/g	34.2	54.2 J	< 0.062 U	418 J	15.5	7.25	1.29	14.4	15.9	134 J	35.7	74.4 J	158 J	34.5	12.4 J	35.9
PCB-072	41464-42-0	ng/g	3.55	3.02	3.82	15.2	0.558	3.04	0.639	3.54	2.32	10.9	5.76 J	11.5 J	9.17 J	8.35 J	1.19 J	12.6 J
PCB-076	70362-48-0	ng/g	< 0.0774 U	< 0.0755 U	< 0.0788 U	< 0.0766 U	< 0.0746 U	< 0.0732 U	< 0.0712 U	< 0.0733 U	< 0.0785 U	< 0.0766 U	< 0.0774 U	< 0.0786 U	< 0.0763 U	< 0.0773 U	< 0.0775 U	< 0.0786 U
PCB-077	32598-13-3	ng/g	39 J+	26.3 J+	29.3 J+	206 J	8.41 J+	23.8 J+	4.75 J+	9.42 J+	7.91 J+	69.3 J	12.9 J+	25.8 J+	27 J+	36.3 J+	13.1 J+	16 J+
PCB-078	70362-49-1	ng/g	0.918	1.39	2.1	3.65	0.146 J	0.271	< 0.0741 U	< 0.0762 U	< 0.0817 U	1.33	< 0.0805 U	1.17 J	1.72 J	0.969 J	< 0.0807 U	0.581 J
PCB-079	41464-48-6	ng/g	2.95 J	3.71 J	3.85 J	8.64 J	0.384 J	0.99 J	< 0.0415 UJ	0.606 J	< 0.0458 UJ	2.7 J	1.28 J	2.71 J	1.96 J	2.52 J	0.737 J	1.37 J
PCB-081	70362-50-4	ng/g	4.17 J	5.66 J	5.26 J	20.4 J	0.953 J	2.09 J	0.397 J	1.16 J	0.781 J	6.34 J	1.63 J+	3.13 J+	2.32 J+	3.55 J+	1.35 J+	1.47 J+
PCB-082	52663-62-4	ng/g	31.5 J	46 J	44.3 J	147 J	6.02 J	8.01 J	1.41 J	5.28 J	5.37 J	39.9 J	8.25 J	25.1 J	24.1 J	22.9 J	8.44 J	7.35 J
PCB-083/109	PCB-83/109	ng/g	12.8 J	15.9 J	15.9 J	54.9 J	2.14 J	4.37 J	< 0.16 UJ	3.72 J	3.78 J	20.6 J	7.15 J	18.3 J	16.5 J	14.8 J	4.02 J	7.84 J
PCB-084	52663-60-2	ng/g	63.5 J	106 J	98.8 J	231 J	9.46 J	8.67 J	1.46 J	11.7 J	13 J	76.2 J	23.1 J	66.6 J	77.1 J	48.4 J	14.1 J	19.3 J
PCB-085/120	PCB-85/120	ng/g	84.9 J	101 J	99 J	276 J	11.7 J	28.8 J	5.92 J	15.2 J	13.6 J	85.1 J	21.5 J	59.2 J	44 J	63 J	20.3 J	22.2 J
PCB-086/097	PCB-86/97	ng/g	60.8 J	107 J	105 J	311 J	12.3 J	22.3 J	4.25 J	14.7 J	13.4 J	89.8 J	23.1 J	64.7 J	57.1 J	62.7 J	20 J	21.3 J
PCB-087/115/116	PCB-87/115/116	ng/g	101 J	150 J	152 J	464 J	18 J	40.6 J	7.49 J	24.6 J	20.4 J	140 J	36.7 J	97.2 J	72.3 J	91.5 J	29.8 J	46.5 J
PCB-088/121	PCB-88/121	ng/g	1.14 J	1.3 J	1.31 J	5.2 J	< 0.15 UJ	< 0.147 UJ	< 0.143 UJ	< 0.148 UJ	< 0.158 UJ	1.73 J	< 0.156 UJ	< 0.158 UJ	< 0.154 UJ	< 0.156 UJ	< 0.156 UJ	< 0.158 UJ
PCB-089/090/101	PCB-89/90/101	ng/g	213 J	342 J	319 J	790 J	30.7 J	75.7 J	14.1 J	54.5 J	47.5 J	267 J	86.8 J	220 J	158 J	202 J	52.9 J	102 J
PCB-091	68194-05-8	ng/g	50.7 J	72.9 J	66.2 J	190 J	7.78 J	18 J	3.3 J	16.9 J	14.3 J	75.2 J	29.2 J	72.2 J	57.7 J	53.4 J	14 J	41.7 J
PCB-092	52663-61-3	ng/g	38.9 J	55.1 J	51.8 J	135 J	5.32 J	17.6 J	3.47 J	16.3 J	13 J	59.9 J	27.1 J	64.5 J	43.5 J	50 J	10.2 J	41.6 J
PCB-093/095	PCB-93/95	ng/g	161 J	269 J	254 J	607 J	24.2 J	46.7 J	8.53 J	42.6 J	42.5 J	223 J	72.4 J	217 J	190 J	163 J	41.1 J	74.4 J
PCB-094	73575-55-0	ng/g	3.03 J	3.81 J	3.49 J	11.4 J	< 0.0448 UJ	< 0.044 UJ	< 0.0428 UJ	1.57 J	1.33 J	5.69 J	3.39 J	6.35 J	4.09 J	3.95 J	0.816 J	5.78 J
PCB-096	73575-54-9	ng/g	4 J	6.77 J	6.08 J	14 J	0.814 J	0.498 J	< 0.055 UJ	0.841 J	0.976 J	4.78 J	1.59 J	3.85 J	4.66 J	2.28 J	0.877 J	1.91 J
PCB-098/102	PCB-98/102	ng/g	14.9 J	21.9 J	20 J	61 J	2.5 J	3.24 J	0.56 J	3.68 J	4.14 J	24.9 J	8.78 J	22.8 J	19.1 J	15.3 J	3.95 J	9.28 J
PCB-099	38380-01-7	ng/g	148 J	199 J	185 J	502 J	19.3 J	54.7 J	10.7 J	34.6 J	29.8 J	173 J	52.1 J	136 J	98.3 J	135 J	35.4 J	63.3 J
PCB-100	39485-83-1	ng/g	1.66 J	1.75 J	1.75 J	5.78 J	< 0.055 UJ	< 0.054 UJ	< 0.0525 UJ	1.88 J	< 0.0579 UJ	3.7 J	3.45 J	4.69 J	2 J	3.34 J	< 0.0572 UJ	7.15 J
PCB-103	60145-21-3	ng/g	1.71 J	2.32 J	2.39 J	8.73 J	0.342 J	1.41 J	< 0.053 UJ	1.49 J	1.08 J	4.51 J	2.94 J	5.08 J	3.24 J	3.54 J	0.571 J	5.17 J
PCB-104	56558-16-8	ng/g	< 0.0442 UJ	< 0.0431 UJ	< 0.0449 UJ	< 0.0437 UJ	< 0.0426 UJ	< 0.0418 UJ	< 0.0406 UJ	< 0.0418 UJ	< 0.0448 UJ	< 0.0437 UJ	< 0.0442 UJ	< 0.0449 UJ	< 0.0436 UJ	< 0.0441 UJ	< 0.0442 UJ	0.323 J
PCB-105/127	PCB-105/127	ng/g	81.9 J	67.9 J	75.5 J	549 J	20.8 J	52.1 J	9.94 J	20.5 J	14.7 J	146 J	24.8 J	59 J	46.2 J	83.1 J	29.7 J	31.1 J
PCB-106/118	PCB-106/118	ng/g	188 J	193 J	196 J	854 J	32.7 J	93 J	18.3 J	51.8 J	38.3 J	274 J	73.7 J	166 J	126 J	183 J	54.4 J	86.6 J
PCB-107/108	PCB-107/108	ng/g	15.7 J	14.2 J	14.1 J	70.5 J	2.72 J	8.57 J	1.75 J	5.04 J	3.46 J	23.9 J	7.61 J	15.1 J	12.2 J	16.5 J	4.47 J	9.5 J
PCB-110	38380-03-9	ng/g	287 J	385 J	369 J	983 J	39.9 J	100 J	19.4 J	82.6 J	69.5 J	373 J	130 J	333 J	278 J	278 J	72.4 J	144 J
PCB-111/117	PCB-111/117	ng/g	< 0.281 UJ	< 0.275 UJ	< 0.286 UJ	361 J	< 0.271 UJ	< 0.266 UJ	6.29 J	20.1 J	< 0.285 UJ	111 J	< 0.281 UJ	73.8 J	< 0.278 UJ	< 0.281 UJ	< 0.282 UJ	< 0.286 UJ
PCB-112	74472-36-9	ng/g	0.834 J	< 0.0555 UJ	< 0.0579 UJ	4.68 J	< 0.0548 UJ	0.541 J	< 0.0523 UJ	< 0.0538 UJ	< 0.0577 UJ	1.97 J	< 0.0569 UJ	1.4 J	1.22 J	0.954 J	0.289 J	1.36 J
PCB-113	68194-10-5	ng/g	< 0.0471 UJ	< 0.046 UJ	0.625 J	3.11 J	< 0.0454 UJ	< 0.0445 UJ	< 0.0433 UJ	< 0.0446 UJ	< 0.0478 UJ	2.14 J	< 0.0471 UJ	2.47 J	< 0.0465 UJ	1.63 J	< 0.0472 UJ	1.31 J
PCB-114	74472-37-0	ng/g	4.23 J	2.65 J	4.59 J	34.3 J	1.19 J	3.79 J	0.876 J	1.21 J	0.904 J	9.78 J	1.8 J	4.11 J	3.09 J	5.06 J	1.83 J	2.07 J
PCB-119	56558-17-9	ng/g	7.57 J	8.09 J	7.26 J	27.4 J	1 J	4.66 J	0.842 J	3.99 J	2.78 J	12.8 J	6.81 J	12.5 J	8.88 J	10.9 J	2.29 J	10.2 J
PCB-122	76842-07-4	ng/g	4.58 J	4.84 J	4.9 J	18.8 J	0.728 J	1.53 J	< 0.0744 UJ	0.861 J	0.632 J	4.76 J	< 0.0809 UJ	3.23 J	2.11 J	3.13 J	1.23 J	1.17 J
PCB-123	65510-44-3	ng/g	9.01 J	11.8 J	11.8 J	28.6 J	1.04 J	3.07 J	0.628 J	2.15 J	1.69 J	9.57 J	3.48 J	7.76 J	4.69 J	7.7 J	1.87 J	3.13 J
PCB-124	70424-70-3	ng/g	10.6 J	13.7 J	13.4 J	36.3 J	1.26 J	3.36 J	0.687 J	2.29 J	1.65 J	11.3 J	3.47 J	7.93 J	4.1 J	9.02 J	2.26 J	3.34 J
PCB-125	74472-39-2	ng/g	1.61 J	1.95 J	1.94 J	5.57 J	< 0.0414 UJ	< 0.0407 UJ	< 0.0396 UJ	< 0.0407 UJ	< 0.0436 UJ	1.55 J	< 0.043 UJ	0.967 J	< 0.0424 UJ	0.922 J	< 0.0431 UJ	0.63 J
PCB-126	57465-28-8	ng/g	2.01 J	< 0.0492 UJ	< 0.0513 UJ	5.67 J	< 0.0486 UJ	0.774 J	< 0.0464 UJ	< 0.0477 UJ	< 0.0511 UJ	2.15 J	< 0.0504 U	< 0.0512 U	< 0.0497 U	2.36 J+	< 0.0505 U	1.01 J+
PCB-128	38380-07-3	ng/g	23.6	43.4 J	40.7 J	67.7 J	2.72	10.2	1.98	11.4	8.82	31.4	17.5 J	43.9 J	20.9	33	5.6 J	18.6 J
PCB-129	55215-18-4	ng/g	6.19 J	11.3 J	10.3 J	19.1 J	< 0.0927 UJ	2.2 J	0.404 J	2.41 J	2.15 J	8.14 J	3.45 J	9.37 J	4.37 J	7.36 J	1.43 J	4.4 J
PCB-130	52663-66-8	ng/g	7.22	12.9	12.2	22.5	0.804	3.37	0.602	4	3.11	11	6.19 J	14.4 J	7.69 J	11.5 J	1.67 J	7.22 J
PCB-131/142	PCB-131/142	ng/g	1.86	3.54	2.84	5.19	< 0.0205 U	< 0.0201 U	< 0.0196 U	< 0.0202 U	< 0.0216 U	2.24	< 0.0213 U	2.79 J	1.47 J	2.04 J	< 0.0213 U	1.15 J
PCB-132/168	PCB-132/168	ng/g	37.1	69.7 J	66 J	108 J	4.15	14.4	2.83	17.3	14.2	51.5 J	26.6	72.1 J	37.6	50.2 J	8.75 J	29.7
PCB-133	35694-04-3	ng/g	1.39	2.41	2.14	4.01	< 0.0981 U	0.877	< 0.0937 U	1.21	0.853	2.43	2.2 J	3.71 J	1.47 J	3.07 J	< 0.102 U	3.43 J
PCB-134	52704-70-8	ng/g	5.38	10.3	9.73	16.1	0.523	2.31	< 0.124 U	2.79	2.16	7.96	4.77 J	11.2 J	5.91 J	8.05 J	1.35 J	5.76 J
PCB-135/144	PCB-135/144	ng/g	15.1	29.7	27.8	44.2 J	1.67	6.58	1.27	7.65	6.12	22.4	12 J	31.1	15.7 J	22	3.57 J	14.8 J
PCB-136	38411-22-2	ng/g	12.1	25.1	23.6	34.3	1.33	4.08	0.819	5.58	4.61	16.4	8.86 J	23.2	12.4 J	14.2 J	2.77 J	10.3 J
PCB-137	35694-06-5	ng/g	7.32	15.3	13.6	23.1	0.817	3.27	0.534	3.69	2.64	10.4	5.38 J	13.7 J	6.61 J	10.4 J	2.1 J	6.34 J
PCB-138/163/164	PCB-138/163/164	ng/g	120 J	224 J	221 J	342 J	12.9	55.9 J	10.3	59.3 J	46.2 J	165 J	92.8 J	233 J	111 J	182 J	27.7	108 J
PCB-139/149	PCB-139/149	ng/g	70.2 J	138 J	130 J	196 J	7.51	29.7	5.78	34.4	27.4	98.4 J	53.8 J	141 J	69.3 J	101 J	16.2 J	64.3 J
PCB-140	59291-64-4	ng/g	< 0.0625 U	< 0.061 U	1	1.95	< 0.0603 U	< 0.0591 U	< 0.0575 U	< 0.0592 U	< 0.0634 U	1.27	< 0.0625 U	1.51 J	< 0.0617 U	1.25 J	< 0.0626 U	< 0.0635 U
PCB-141	52712-04-6	ng/g	19.8	40.4 J	38.1	57.4 J	2.1	7.25	1.28	7.87	6.47	24.4	11.8 J	32.2	14.2 J	24	4.37 J	12.7 J
PCB-143	68194-15-0	ng/g	< 0.0629 U	< 0.0614 U	0.824	1.84	< 0.0607 U	< 0.0595 U	< 0.0579 U	< 0.0596 U	< 0.0638 U	0.698	< 0.0629 U	< 0.0639 U	0.591 J	< 0.0629 U	< 0.063 U	< 0.0639 U
PCB-145	74472-40-5	ng/g	< 0.0785 U	< 0.0767 U	< 0.0799 U	< 0.0778 U	< 0.0757 U	< 0.0743 U	< 0.0723 U	< 0.0744 U	< 0.0797 U	< 0.0778 U	< 0.0786 U	< 0.0798 U	< 0.0775 U	< 0.0785 U	< 0.0787 U	< 0.0798 U
PCB-146	51908-16-8	ng/g	11.2	20.5	19.3	31.4	1.22	5.53	1.1	6.46	4.96	16.9	10.6 J	24.6	11.9 J	18.9 J	2.72 J	14.2 J
PCB-147	68194-13-8	ng/g	2.61	4.38	4.22	7.99	< 0.0733 U	1.71	< 0.07 U	2.62	1.48	5.12	4.19 J	7.21 J	3.02 J	5.51 J	0.811 J	7.91 J
PCB-148	74472-41-6	ng/g	< 0.0678 U	< 0.0662 U	< 0.069 U	< 0.0671 U	< 0.0654 U	< 0.0641 U	< 0.0624 U	< 0.0642 U	< 0.0688 U	< 0.0672 U	0.339 J	< 0.0689 U	< 0.0669 U	< 0.0678 U	< 0.0679 U	0.697 J
PCB-150	68194-08-1	ng/g	0.124 J	0.21	0.267	0.445	< 0.075 U	0.104 J	< 0.0716 U	0.187	< 0.0789 U	0.29	0.349 J	0.485 J	0.24 J	0.336 J	< 0.0779 U	0.581 J
PCB-151	52663-63-5	ng/g	15.1	29.2	28.8	46.2 J	1.76	7.15	1.41	8.4	6.48	22.7	13.2 J	33	15.9 J	23.3	3.79 J	18.8 J
PCB-152	68194-09-2	ng/g	< 0.086 U	< 0.0839 U	< 0.0875 U	0.781	< 0.0829 U	< 0.0813 U	< 0.0791 U	< 0.0814 U	< 0.0872 U	< 0.0851 U	0.342 J	0.592 J	0.33 J	0.341 J	< 0.0861 U	0.678 J

Table 12
Phase 2 Reach Floodplain Soil Analytical Results
Phase 2 Data Evaluation Summary Memorandum
Lower Neponset River
Boston and Milton, Massachusetts

			24D-0053 24D-0053-AS 5/31/2024 N 0 - 1 ft	24D-0053 24D-0053-BS 5/31/2024 N 1 - 2 ft	24D-0053 24D-0053-CS 5/31/2024 N 2 - 2.5 ft	24D-0054 24D-0054-AS 5/31/2024 N 0 - 1 ft	24D-0054 24D-0054-BS 5/31/2024 N 1 - 1.5 ft	24D-0055 24D-0055-AS 5/31/2024 N 0 - 1 ft	24D-0055 24D-0055-BS 5/31/2024 N 1 - 1.7 ft	24D-0056 24D-0056-AS 5/31/2024 N 0 - 1 ft	24D-0056 24D-0056-BS 5/31/2024 N 1 - 1.8 ft	24D-0057 24D-0057-AS 5/31/2024 N 0 - 1 ft	24D-0058 24D-0058-AS 5/31/2024 N 0 - 1 ft	24D-0058 24D-0058-BS 5/31/2024 N 1 - 2 ft	24D-0058 24D-0058-CS 5/31/2024 N 2 - 3 ft	24D-0059 24D-0059-AS 5/31/2024 N 0 - 1 ft	24D-0059 24D-0059-BS 5/31/2024 N 1 - 1.5 ft	24D-0060 24D-0060-AS 5/31/2024 N 0 - 1 ft
Analyte	CAS Number	Units																
PCB-153	35065-27-1	ng/g	77.1 J	147 J	139 J	202 J	7.65	33.5	6.25	36.9	28.4	101 J	58.5 J	145 J	64.6 J	111 J	16.7 J	66.8 J
PCB-154	60145-22-4	ng/g	1.1	1.53	1.78	3.23	< 0.0478 U	0.874	< 0.0457 U	1.23	0.781	2.41	2.04 J	3.8 J	1.78 J	2.87 J	0.253 J	3.77 J
PCB-155	33979-03-2	ng/g	< 0.0418 UJ	< 0.0408 UJ	< 0.0426 UJ	< 0.0414 UJ	< 0.0403 UJ	< 0.0395 UJ	< 0.0385 UJ	< 0.0396 UJ	< 0.0424 UJ	< 0.0414 UJ	< 0.0418 UJ	< 0.0425 UJ	< 0.0412 UJ	< 0.0418 UJ	< 0.0419 UJ	< 0.0425 UJ
PCB-156	38380-08-4	ng/g	11.6	14.6	13.7	42.7 J	1.56	5.44	1.05	5.05	3.69	17.1	7.81 J	18.1 J	9.1 J	16.4 J	2.84 J	9.06 J
PCB-157	69782-90-7	ng/g	3.46 J+	6.52 J+	5.38 J+	10.9 J+	0.509 J+	1.62 J+	0.273 J+	1.69 J+	1.44 J+	4.95 J+	2.33 J+	6.07 J+	3.19 J+	4.93 J+	0.819 J+	3.15 J+
PCB-158/160	PCB-158/160	ng/g	11.7	21.9	19.7	36.5	1.34	4.86	0.824	5.71	4.43	16.4	8.37 J	21.9	10 J	16.2 J	2.88 J	9.28 J
PCB-159	39635-35-3	ng/g	0.877	< 0.0673 U	< 0.0702 U	1.53	< 0.0665 U	< 0.0652 U	< 0.0635 U	< 0.0653 U	< 0.07 U	0.971	< 0.069 U	< 0.0701 U	< 0.068 U	1.17 J	< 0.0691 U	< 0.0701 U
PCB-161	74472-43-8	ng/g	< 0.0651 U	< 0.0635 U	< 0.0662 U	< 0.0644 U	< 0.0627 U	< 0.0615 U	< 0.0599 U	< 0.0616 U	< 0.066 U	< 0.0644 U	< 0.0651 U	< 0.0661 U	< 0.0642 U	< 0.065 U	< 0.0652 U	< 0.0661 U
PCB-162	39635-34-2	ng/g	< 0.0666 U	< 0.065 U	< 0.0678 U	1.64	< 0.0642 U	< 0.063 U	< 0.0613 U	< 0.0631 U	< 0.0676 U	< 0.066 U	< 0.0666 U	< 0.0677 U	< 0.0657 U	< 0.0666 U	< 0.0668 U	< 0.0677 U
PCB-165	74472-46-1	ng/g	< 0.0932 U	< 0.091 U	< 0.0949 U	< 0.0923 U	< 0.0899 U	< 0.0881 U	< 0.0858 U	< 0.0883 U	< 0.0945 U	< 0.0923 U	< 0.0932 U	< 0.0947 U	< 0.0919 U	< 0.0931 U	< 0.0934 U	< 0.0947 U
PCB-166	41411-63-6	ng/g	< 0.0834 U	< 0.0814 U	1.12	2.26	< 0.0804 U	< 0.0789 U	< 0.0768 U	< 0.079 U	< 0.0846 U	1.04	< 0.0834 U	1.25 J	< 0.0823 U	0.736 J	< 0.0836 U	< 0.0847 U
PCB-167	52663-72-6	ng/g	4.9	9.52	8.87	14.3	0.413	2.32	0.317	2.16	1.76	6.93	4.19 J	10.1 J	4.36 J	7.36 J	0.715 J	4.33 J
PCB-169	32774-16-6	ng/g	< 0.0504 UJ	< 0.0492 UJ	< 0.0513 UJ	< 0.0499 UJ	< 0.0486 UJ	< 0.0477 UJ	< 0.0464 UJ	< 0.0477 UJ	< 0.0511 UJ	< 0.0499 UJ	< 0.0504 UJ	< 0.0512 UJ	< 0.0497 UJ	< 0.0504 UJ	< 0.0505 UJ	< 0.0512 UJ
PCB-170/190	PCB-170/190	ng/g	23.6 J	43.3 J	47.2 J	59 J	2.32 J	9.56 J	1.88 J	10.1 J	7.85 J	29.9 J	16.4 J	40.3 J	18 J	31 J	5.04 J	21.3 J
PCB-171	52663-71-5	ng/g	5.51 J	10.9 J	10.7 J	14.6 J	0.604 J	2.23 J	0.419 J	2.64 J	1.98 J	7.12 J	4.04 J	10.2 J	5.09 J	7.73 J	1.05 J	5.31 J
PCB-172/192	PCB-172/192	ng/g	2.94 J	5.67 J	5.54 J	7.53 J	< 0.139 UJ	1.07 J	0.245 J	1.4 J	0.999 J	3.56 J	2.05 J	5.14 J	2.4 J	3.97 J	0.639 J	2.69 J
PCB-173	68194-16-1	ng/g	< 0.0881 UJ	< 0.086 UJ	< 0.0897 UJ	1.25 J	< 0.085 UJ	< 0.0833 UJ	< 0.0811 UJ	< 0.0835 UJ	< 0.0894 UJ	< 0.0873 UJ	< 0.0881 UJ	< 0.0896 UJ	< 0.0869 UJ	< 0.0881 UJ	< 0.0883 UJ	< 0.0895 UJ
PCB-174	38411-25-5	ng/g	20.1 J	37.9 J	37.9 J	50.9 J	1.95 J	7.72 J	1.51 J	7.98 J	6.13 J	24.2 J	12.6 J	33.4 J	15.1 J	25.1 J	4.08 J	16.5 J
PCB-175	40186-70-7	ng/g	0.668 J	1.31 J	1.24 J	1.7 J	< 0.0607 UJ	< 0.0595 UJ	< 0.0579 UJ	< 0.0596 UJ	< 0.0638 UJ	0.862 J	0.529 J	1.26 J	0.507 J	0.841 J	< 0.063 UJ	0.652 J
PCB-176	52663-65-7	ng/g	1.94	4.09	3.95	4.83	0.24	0.719	0.119 J	0.871	0.685	2.42	1.47 J	3.72 J	1.68 J	2.54 J	0.365 J	1.85 J
PCB-177	52663-70-4	ng/g	11.2 J	20.1 J	20.4 J	28.5 J	1.07 J	4.74 J	0.954 J	5.15 J	3.86 J	14.2 J	7.73 J	20 J	9.43 J	15.4 J	2.48 J	11.7 J
PCB-178	52663-67-9	ng/g	3.78 J	6.58 J	6.74 J	9.57 J	0.375 J	1.73 J	0.359 J	1.93 J	1.41 J	5.15 J	3.03 J	7.18 J	3.19 J	5.59 J	0.728 J	5.1 J
PCB-179	52663-64-6	ng/g	6.46	12.5	12.3	16	0.645	2.7	0.524	2.92	2.15	8.07	4.77 J	11.8 J	5.46 J	8.83 J	1.36 J	7.14 J
PCB-180	35065-29-3	ng/g	42.1 J	81.1 J	82.1 J	106 J	3.95 J	15.4 J	2.8 J	16.7 J	13 J	49.9 J	27 J	69.1 J	30.5 J	52.3 J	8.05 J	35.3 J
PCB-181	74472-47-2	ng/g	< 0.0926 UJ	< 0.0904 UJ	< 0.0943 UJ	< 0.0917 UJ	< 0.0893 UJ	< 0.0876 UJ	< 0.0852 UJ	< 0.0877 UJ	< 0.094 UJ	< 0.0917 UJ	< 0.0926 UJ	< 0.0941 UJ	< 0.0914 UJ	< 0.0925 UJ	< 0.0928 UJ	< 0.0941 UJ
PCB-182/187	PCB-182/187	ng/g	21.3 J	37.9 J	39.3 J	52.7 J	1.9 J	8.99 J	1.76 J	9.71 J	7.07 J	26.6 J	15.4 J	37.3 J	17 J	29.1 J	4.4 J	23.2 J
PCB-183	52663-69-1	ng/g	9.1 J	18.2 J	18.3 J	23.2 J	0.894 J	3.2 J	0.597 J	3.83 J	3.12 J	11.5 J	6.53 J	16.4 J	7.45 J	11.9 J	1.85 J	7.83 J
PCB-184	74472-48-3	ng/g	< 0.0486 U	< 0.0475 U	< 0.0495 U	< 0.0482 U	< 0.0469 U	< 0.046 U	< 0.0448 U	< 0.0461 U	< 0.0494 U	< 0.0482 U	< 0.0487 U	< 0.0494 U	< 0.048 U	< 0.0486 U	< 0.0487 U	< 0.0494 U
PCB-185	52712-05-7	ng/g	2.45 J	4.55 J	4.75 J	6.28 J	< 0.0688 UJ	1.02 J	< 0.0656 UJ	0.836 J	0.581 J	2.81 J	1.38 J	3.93 J	1.78 J	3.04 J	0.42 J	1.68 J
PCB-186	74472-49-4	ng/g	< 0.0731 U	< 0.0713 U	< 0.0744 U	< 0.0724 U	< 0.0704 U	< 0.0691 U	< 0.0673 U	< 0.0692 U	< 0.0741 U	< 0.0724 U	< 0.0731 U	< 0.0743 U	< 0.0721 U	< 0.073 U	< 0.0732 U	< 0.0742 U
PCB-188	74487-85-7	ng/g	< 0.0531 U	< 0.0519 U	< 0.0541 U	< 0.0526 U	< 0.0512 U	< 0.0503 U	< 0.0489 U	< 0.0503 U	< 0.0539 U	< 0.0526 U	< 0.0532 U	0.131 J	< 0.0524 U	< 0.0531 U	< 0.0532 U	0.143 J
PCB-189	39635-31-9	ng/g	0.907 J	1.84 J	1.96 J	2.39 J	< 0.0527 UJ	0.447 J	< 0.0503 UJ	0.513 J	< 0.0555 UJ	1.31 J	0.97 J	1.85 J	< 0.054 UJ	1.47 J	< 0.0548 UJ	0.964 J
PCB-191	74472-50-7	ng/g	0.719 J	1.44 J	1.59 J	1.95 J	< 0.131 UJ	< 0.128 UJ	< 0.125 UJ	< 0.128 UJ	< 0.137 UJ	0.898 J	< 0.135 UJ	1.3 J	0.56 J	1.03 J	< 0.136 UJ	0.616 J
PCB-193	69782-91-8	ng/g	2.04 J	3.24 J	3.53 J	5.13 J	0.196 J	0.695 J	< 0.168 UJ	0.852 J	0.612 J	2.5 J	1.51 J	3.19 J	1.6 J	2.72 J	0.32 J	2 J
PCB-194	35694-08-7	ng/g	14.7 J	28.7 J	33.9 J	34.4 J	5.19 J	7.44 J	2.56 J	6.77 J	4.52 J	599 J	31.5 J	22.9 J	2310 J	25.4 J	5.76 J	15.8 J
PCB-195	52663-78-2	ng/g	4.54 J	10.9 J	9.62 J	10.9 J	< 0.143 UJ	< 0.141 UJ	< 0.137 UJ	< 0.141 UJ	1.48 J	4.98 J	2.79 J	6.65 J	3.11 J	5.82 J	0.878 J	6.84 J
PCB-196/203	PCB-196/203	ng/g	13.5 J	27.9 J	29.3 J	31.7 J	1.57 J	5.61 J	1.19 J	5.64 J	4.02 J	15.3 J	9.22 J	21.3 J	10.1 J	17 J	2.64 J	13.7 J
PCB-197	33091-17-7	ng/g	0.392	0.717	0.759	0.787	< 0.0561 U	< 0.0551 U	< 0.0536 U	< 0.0551 U	< 0.0591 U	< 0.0577 U	0.474 J	0.72 J	< 0.0574 U	0.605 J	< 0.0583 U	< 0.0591 U
PCB-198	68194-17-2	ng/g	0.511 J	1.46 J	1.33 J	1.52 J	< 0.0953 UJ	< 0.0935 UJ	< 0.091 UJ	< 0.0936 UJ	< 0.1 UJ	0.811 J	0.584 J	1.34 J	< 0.0975 UJ	0.82 J	< 0.0991 UJ	0.77 J
PCB-199	52663-75-9	ng/g	11.8 J	23.2 J	24.6 J	26.3 J	1.23 J	5.19 J	0.977 J	5.01 J	3.66 J	13.5 J	7.85 J	17.8 J	8.52 J	14.8 J	2.54 J	11.8 J
PCB-200	52663-73-7	ng/g	1.31	2.53	3.04	3.31	< 0.0814 U	0.726	< 0.0777 U	0.714	0.399	1.78	1.28 J	2.21 J	1.06 J	2 J	< 0.0846 U	1.36 J
PCB-201	40186-71-8	ng/g	1.32 J	2.6 J	2.65 J	2.86 J	< 0.0488 UJ	0.452 J	< 0.0466 UJ	0.512 J	0.315 J	1.63 J	1.09 J	1.99 J	< 0.0499 U	1.53 J	< 0.0507 U	1.16 J
PCB-202	2136-99-4	ng/g	1.95 J	3.9 J	4.36 J	4.35 J	< 0.061 UJ	0.8 J	< 0.0583 UJ	0.985 J	0.509 J	< 0.0627 UJ	2.03 J	3.06 J	< 0.0624 U	2.62 J	< 0.0634 U	2.05 J
PCB-204	74472-52-9	ng/g	< 0.0979 U	< 0.0956 U	< 0.0996 U	< 0.0969 U	< 0.0944 U	< 0.0926 U	< 0.0901 U	< 0.0927 U	< 0.0993 U	< 0.097 U	< 0.0979 U	< 0.0995 U	< 0.0966 U	< 0.0978 U	< 0.0981 U	< 0.0994 U
PCB-205	74472-53-0	ng/g	0.764 J	1.22 J	1.06 J	1.53 J	< 0.0522 UJ	< 0.0512 UJ	< 0.0498 UJ	< 0.0513 UJ	< 0.0549 UJ	< 0.0536 UJ	1.03 J	1.2 J	< 0.0534 UJ	< 0.0541 UJ	< 0.0542 UJ	1.16 J
PCB-206	40186-72-9	ng/g	7.25 J	23.8 J	22.1 J	12.4 J	0.541 J	3.01 J	0.473 J	3.53 J	2.11 J	7.21 J	5.22 J	11.3 J	4.57 J	8.91 J	2.4 J	6.34 J
PCB-207	52663-79-3	ng/g	0.723 J	1.8 J	2.4 J	1.32 J	< 0.0661 UJ	0.31 J	< 0.0631 UJ	< 0.0649 UJ	< 0.0696 UJ	0.877 J	< 0.0686 UJ	1.3 J	0.579 J	1.28 J	< 0.0687 UJ	0.624 J
PCB-208	52663-77-1	ng/g	2.12 J	7.42 J	7.52 J	3.29 J	< 0.0661 UJ	0.891 J	< 0.0631 UJ	1.19 J	0.548 J	2.09 J	1.67 J	3.84 J	1.37 J	2.81 J	0.884 J	1.85 J
PCB-209	2051-24-3	ng/g	4.28 J	23.7 J	16.7 J	4.77 J	< 0.0435 UJ	1.57 J	0.294 J	2.81 J	1.57 J	3.88 J	3.6 J	7.65 J	2.48 J	5.77 J	1.91 J	3.15 J
Total Decachlorobiphenyls	RA_Total_DECPCB	ng/g	4.28	23.7	16.7	4.77	< 0.0435 U	1.57	0.294	2.81	1.57	3.88	3.6	7.65	2.48	5.77	1.91	3.15
Total Dichlorobiphenyls	RA_Total_DIPCB	ng/g	72.967	31.541	36.05	282.38	8.472	71.552	14.03	170.15	83.741	268.27	271.74	430.33	623.26	248.53	16.519	561.07
Total Heptachlorobiphenyls	RA_Total_HEPPCB	ng/g	154.814	290.62	297.5	391.53	14.144	60.221	11.167	65.432	49.447	191	105.409	266.201	119.747	202.561	30.782	143.975
Total Hexachlorobiphenyls	RA_Total_HEXPCB	ng/g	467.031	881.41	841.971	1345.27	48.976	203.245	37.023	228.007	178.154	649.449	357.61	905.287	433.631	679.123	107.038	425.956
Total Monochlorobiphenyls	RA_Total_MONPCB	ng/g	6.02	1.573	2.87	8.28	0.121	6.61	0.997	46.668	11.95	23.177	42.9	50.029	22.85	34.348	1.113	138.18
Total Nonachlorobiphenyls	RA_Total_NONPCB	ng/g	10.093	33.02	32.02	17.01	0.541	4.211	0.473	4.72	2.658	10.177	6.89	16.44	6.519	13	3.284	8.814
Total Octachlorobiphenyls	RA_Total_OCTPCB	ng/g	50.787	103.127	110.619	117.657	7.99	20.218	4.727	19.631	14.903	637.001	57.848	79.17	2332.79	70.595	11.818	54.64
Total Pentachlorobiphenyls	RA_Total_PENPCB	ng/g	1605.58	2204.88	2125.14	6795.94	251.914	601.993	119.903	440.102	357.792	2278.93	659.22	1770.84	1358.18	1537.39	427.213	772.523
Total Tetrachlorobiphenyls	RA_Total_TETPCB	ng/g	1447.61	1525.19	1980.77	15916	571.807	874.472	165.36	547.91	452.369	4578.9	910.17	1967.55	3505.53	2084.19	686.689	1306.18
Total Trichlorobiphenyls	RA_Total_TRICPB	ng/g	253.34	200.166	234.56	3916.24	119.771	227.984	42.678	208.36	122.63	1082.27	364.39	656.14	3104.93	501.02	111.14	638.14
Total PCB Congeners	RA_Tot_PCB_Cong	ng/g	4072.52	5295.22	5678.19	28795.1	1023.74	2072.08	396.652	1733.79	1275.21	9723.05	2779.78	6149.63	11509.9	5376.53	1397.51	4052.63
Total PCB TEQ (Bird)	RA-TEQ-B-PCB	ng/g	2.58014717	1.8923286	2.0031033	12.9796829	0.51854743	1.48368337	0.27860635	0.59041123	0.4760909	4.3347011	0.8124974	1.6135851	1.5895085	2.4189443	0.79408875	1.05348824
Total PCB TEQ (Fish)	RA-TEQ-F-PCB	ng/g	0.017555035	0.00699915	0.007149	0.06683095	0.00160856	0.008103935	0.00083042	0.001947365	0.00149392	0.0231982	0.0027004	0.00550995	0.00484315	0.0187501	0.00244587	0.00808702
Total PCB TEQ (Mammal)	RA-TEQ-M-PCB	ng/g	0.21527121	0.0135629	0.014042	0.6398057	0.00287326	0.08526061	0.00153562	0.00384219	0.00289982	0.2379212	0.0053514	0.0117087	0.0092949	0.2499656	0.00448022	0.10725312
TAL Metals and Mercury																		
Aluminum	7429-90-5	mg/kg	5900 J-	7200 J-	8700 J-	11000	3500	7300	4600	5500 J-	4000 J-	8300	7600	11000	6100	7700	4500	6500 J-
Calcium	7440-70-2	mg/kg	840	1100	1600	2600	1100	1500	750	1500	1000	1400	1400	1900	1400	2600	1500	2800
Iron	7439-89-6	mg/kg	9000 EB	8200 EB	5700 EB	16000 EB	5700 EB	39000 EB	8300 EB	16000 EB	8200 EB	10000 EB	13000 EB	27000 EB	11000 EB	11000 EB	9500 EB	22000 EB
Magnesium	7439-95-4	mg/kg	1500 J-	1000 J-	1000 J-	2300	1300	1200	1200	1700 J-	1200 J-	1800	1800	2400	2000	1900	1500	1800 J-
Potassium	7440-09-7	mg/kg	210 J-	130 J-	140 J-	280 J-	180 J-	120 J-	140 J-	160 J-	110 J-	230 J-	190 J-	280 J-	190 J-	280 J-	170 J-	270 J-
Sodium	7440-23-5	mg/kg	< 740 U	390 J	410 J	410 J	160 J	250 J	120 J	150 J	< 660 U	190 J	250 J	340 J	190 J	450 J	180 J	270 J
Antimony	7440-36-0	mg/kg	< 1.5 U	2.2	2.8	< 1.4 U	< 0.96 U	< 1.1 U	< 1.1 U	< 1.3 U	< 1.1 U	< 1.4 U	< 1.8 U	< 1.9 U	< 1.4 U	< 2.1 U	< 1.1 U	1.9
Arsenic	7440-38-2	mg/kg	6.8 J	9.8 J	13 J	8.6	0.76	3.2	1.7	5.7 J	4.8 J	4.1	6.7	9.9	3.8	4.1	2.0	9.4 J
Barium	7440-39-3	mg/kg	43 J+	42 J+	48 J+	42	7.5	30	22	47 J+	24 J+	41	100	91	38	83	20	81 J+
Beryllium	7440-41-7	mg/kg	< 0.77 UJ	< 0.67 UJ	< 0.75 UJ	< 0.70 U	< 0.48 U	< 0.56 U	< 0.54 U	< 0.67 UJ	< 0.53 UJ	< 0.69 U	< 0.92 U	< 0.93 U	< 0.71 U	< 1.0 U	< 0.52 U	< 0.94 UJ

Table 12
Phase 2 Reach Floodplain Soil Analytical Results
Phase 2 Data Evaluation Summary Memorandum
Lower Neponset River
Boston and Milton, Massachusetts

Analyte	CAS Number	Units	24D-0053 24D-0053-AS 5/31/2024 N 0 - 1 ft	24D-0053 24D-0053-BS 5/31/2024 N 1 - 2 ft	24D-0053 24D-0053-CS 5/31/2024 N 2 - 2.5 ft	24D-0054 24D-0054-AS 5/31/2024 N 0 - 1 ft	24D-0054 24D-0054-BS 5/31/2024 N 1 - 1.5 ft	24D-0055 24D-0055-AS 5/31/2024 N 0 - 1 ft	24D-0055 24D-0055-BS 5/31/2024 N 1 - 1.7 ft	24D-0056 24D-0056-AS 5/31/2024 N 0 - 1 ft	24D-0056 24D-0056-BS 5/31/2024 N 1 - 1.8 ft	24D-0057 24D-0057-AS 5/31/2024 N 0 - 1 ft	24D-0058 24D-0058-AS 5/31/2024 N 0 - 1 ft	24D-0058 24D-0058-BS 5/31/2024 N 1 - 2 ft	24D-0058 24D-0058-CS 5/31/2024 N 2 - 3 ft	24D-0059 24D-0059-AS 5/31/2024 N 0 - 1 ft	24D-0059 24D-0059-BS 5/31/2024 N 1 - 1.5 ft	24D-0060 24D-0060-AS 5/31/2024 N 0 - 1 ft
Cadmium	7440-43-9	mg/kg	0.34 J-	0.31 J-	1.3 J-	0.64 J-	< 0.48 UJ	0.58 J-	0.21 J-	2.0 J-	1.3 J-	0.77 J-	2.2 J-	2.0 J-	0.50 J-	0.84 J-	0.38 J-	0.65 J-
Chromium, Total	7440-47-3	mg/kg	57 JEB	75 JEB	90 JEB	69 EB	4.4 EB	21 EB	13 EB	48 JEB	32 JEB	41 EB	60 EB	110 EB	48 EB	68 EB	21 EB	61 JEB
Cobalt	7440-48-4	mg/kg	3.5 J+	2.3 J+	3.7 J+	4.9	1.5	4.9	3.9	6.3 J+	3.1 J+	2.9	5.9	6.3	2.8	2.1	1.4	7.3 J+
Copper	7440-50-8	mg/kg	100 J-	130 J-	210 J-	82	12	35	16	67 J-	56 J-	170	79	130	44	130	39	88 J-
Lead	7439-92-1	mg/kg	170 J+	220 J+	310 J+	210	4.5	85	11	110 J+	97 J+	290	220	390	180	300	58	160 J+
Manganese	7439-96-5	mg/kg	120 JEB	89 JEB	130 JEB	140 EB	35 EB	240 EB	98 EB	360 JEB	110 JEB	150 EB	410 EB	380 EB	89 EB	130 EB	190 EB	430 JEB
Nickel	7440-02-0	mg/kg	8.4	7.1	11	14	2.0 J-	6.8	5.4	14	8.4	6.6	13	22	6.6	11	6.1	21
Selenium	7782-49-2	mg/kg	0.94 J	0.61 J	0.84 J	< 3.5 UJ	< 2.4 UJ	< 2.8 UJ	< 2.7 UJ	0.67 J	0.41 J	< 3.4 UJ	< 4.6 UJ	< 4.7 UJ	< 3.6 UJ	< 5.2 UJ	< 2.6 UJ	1.3 J
Silver	7440-22-4	mg/kg	0.37 J	0.53 J	0.60 J	0.57 J	< 0.48 U	0.21 J	0.081 J	0.34 J	0.27 J	0.30 J	0.63 J	0.90 J	0.30 J	0.53 J	0.084 J	0.41 J
Thallium	7440-28-0	mg/kg	0.10 J	0.074 J	0.11 J	0.063 J	< 0.48 U	0.039 J	0.038 J	0.060 J	0.053 J	0.048 J	0.17 J	0.093 J	0.078 J	0.093 J	0.037 J	< 0.94 U
Vanadium	7440-62-2	mg/kg	24	27	30	34	5.7	28	18	27	18	22	27	39	14	23	10	35
Zinc	7440-66-6	mg/kg	86 EB	110 EB	310 EB	290 EB	48 EB	160 EB	120 EB	400 EB	200 EB	160 EB	310 EB	250 EB	140 EB	220 EB	93 EB	200 EB
Mercury	7439-97-6	mg/kg	0.73 J-	1.4 J-	1.3 J-	0.59	< 0.097 U	0.19	< 0.11 U	0.53 J-	0.43 J-	0.50	0.73	0.96	0.38	0.87	< 0.11 U	0.62 J-
TCL VOCs																		
1,1,1-Trichloroethane (TCA)	71-55-6	ug/kg	< 8.4 UJ	< 8.0 U	-	< 7.6 UJ	-	< 5.8 U	< 5.2 UJ	< 7.4 UJ	< 6.9 UJ	< 8.4 UJ	< 12 UJ	< 11 U	< 7.9 U	< 10 UJ	-	< 15 UJ
1,1,2,2-TETRACHLOROETHANE	79-34-5	ug/kg	< 8.4 U	< 8.0 U	-	< 7.6 U	-	< 5.8 U	< 5.2 U	< 7.4 U	< 6.9 U	< 8.4 U	< 12 U	< 11 U	< 7.9 U	< 10 U	-	< 15 U
1,1,2-TRICHLORO-1,2,2-TRIFLUOROETHANE	76-13-1	ug/kg	< 8.4 UJ	< 8.0 U	-	< 7.6 UJ	-	< 5.8 U	< 5.2 UJ	< 7.4 UJ	< 6.9 UJ	< 8.4 UJ	< 12 UJ	< 11 U	< 7.9 U	< 10 UJ	-	< 15 UJ
1,1,2-Trichloroethane	79-00-5	ug/kg	< 8.4 U	< 8.0 U	-	< 7.6 U	-	< 5.8 U	< 5.2 U	< 7.4 U	< 6.9 U	< 8.4 U	< 12 U	< 11 U	< 7.9 U	< 10 U	-	< 15 U
1,1-Dichloroethane	75-34-3	ug/kg	< 8.4 U	< 8.0 U	-	< 7.6 U	-	< 5.8 U	< 5.2 U	< 7.4 U	< 6.9 U	< 8.4 U	< 12 U	< 11 U	< 7.9 U	< 10 U	-	< 15 U
1,1-Dichloroethene	75-35-4	ug/kg	< 8.4 UJ	< 8.0 UJ	-	< 7.6 UJ	-	< 5.8 UJ	< 5.2 UJ	< 7.4 UJ	< 6.9 UJ	< 8.4 UJ	< 12 UJ	< 11 UJ	< 7.9 UJ	< 10 UJ	-	< 15 UJ
1,2,3-Trichlorobenzene	87-61-6	ug/kg	< 8.4 U	< 560 U	-	< 7.6 UJ	-	< 5.8 U	< 5.2 U	< 7.4 U	< 6.9 UJ	< 8.4 U	< 12 U	< 11 U	< 7.9 U	< 10 U	-	< 15 U
1,2,3-TRICHLOROPROPANE	96-18-4	ug/kg	< 8.4 U	< 8.0 U	-	< 7.6 U	-	< 5.8 U	< 5.2 U	< 7.4 U	< 6.9 U	< 8.4 U	< 12 U	< 11 U	< 7.9 U	< 10 U	-	< 15 U
1,2,4-TRICHLOROBENZENE	120-82-1	ug/kg	< 8.4 U	< 560 U	-	< 7.6 UJ	-	< 5.8 U	< 5.2 U	< 7.4 U	< 6.9 UJ	< 8.4 U	< 12 U	< 11 U	< 7.9 U	< 10 U	-	< 15 U
1,2,4-Trimethylbenzene	95-63-6	ug/kg	< 8.4 U	< 560 U	-	< 7.6 U	-	< 5.8 U	< 5.2 U	< 7.4 U	< 6.9 U	< 8.4 U	< 12 U	< 11 U	< 7.9 U	< 10 U	-	< 15 U
1,2-Dibromo-3-Chloropropane	96-12-8	ug/kg	< 8.4 U	< 560 U	-	< 7.6 U	-	< 5.8 U	< 5.2 U	< 7.4 U	< 6.9 U	< 8.4 U	< 12 U	< 11 U	< 7.9 U	< 10 U	-	< 15 U
1,2-Dibromoethane (Ethylene Dibromide)	106-93-4	ug/kg	< 8.4 UJ	< 8.0 U	-	< 7.6 UJ	-	< 5.8 U	< 5.2 UJ	< 7.4 UJ	< 6.9 UJ	< 8.4 UJ	< 12 UJ	< 11 U	< 7.9 U	< 10 UJ	-	< 15 UJ
1,2-Dichlorobenzene	95-50-1	ug/kg	< 8.4 U	< 560 U	-	< 7.6 UJ	-	< 5.8 U	< 5.2 U	< 7.4 U	< 6.9 UJ	< 8.4 U	< 12 U	< 11 U	< 7.9 U	< 10 U	-	< 15 U
1,2-Dichloroethane	107-06-2	ug/kg	< 8.4 UJ	< 8.0 U	-	< 7.6 UJ	-	< 5.8 U	< 5.2 UJ	< 7.4 UJ	< 6.9 UJ	< 8.4 UJ	< 12 UJ	< 11 U	< 7.9 U	< 10 UJ	-	< 15 UJ
1,2-DICHLOROPROPANE	78-87-5	ug/kg	< 8.4 U	< 8.0 U	-	< 7.6 U	-	< 5.8 U	< 5.2 U	< 7.4 U	< 6.9 U	< 8.4 U	< 12 U	< 11 U	< 7.9 U	< 10 U	-	< 15 U
1,3,5-Trimethylbenzene (Mesitylene)	108-67-8	ug/kg	< 8.4 U	< 560 U	-	< 7.6 U	-	< 5.8 U	< 5.2 U	< 7.4 U	< 6.9 U	< 8.4 U	< 12 U	< 11 U	< 7.9 U	< 10 U	-	< 15 U
1,3-DICHLOROBENZENE	541-73-1	ug/kg	< 8.4 U	< 560 U	-	< 7.6 UJ	-	< 5.8 U	< 5.2 U	< 7.4 U	< 6.9 UJ	< 8.4 U	< 12 U	< 11 U	< 7.9 U	< 10 U	-	< 15 U
1,4-DICHLOROBENZENE	106-46-7	ug/kg	< 8.4 U	< 560 U	-	< 7.6 UJ	-	< 5.8 U	< 5.2 U	< 7.4 U	< 6.9 UJ	< 8.4 U	< 12 U	< 11 U	< 7.9 U	< 10 U	-	< 15 U
2-HEXANONE	591-78-6	ug/kg	< 17 U	< 16 U	-	< 15 U	-	< 12 U	< 10 U	< 15 U	< 14 U	< 17 U	< 24 U	< 23 U	< 16 U	< 21 U	-	< 30 U
ACETONE	67-64-1	ug/kg	< 17 U	40 EB	-	< 15 U	-	< 12 U	< 10 U	< 15 U	< 14 U	< 17 U	< 24 U	190 EB	40 EB	< 21 U	-	< 30 U
Benzene	71-43-2	ug/kg	< 8.4 U	< 8.0 U	-	< 7.6 U	-	< 5.8 U	< 5.2 U	< 7.4 U	< 6.9 U	< 8.4 U	< 12 U	< 11 U	< 7.9 U	< 10 U	-	< 15 U
BROMOCHLOROMETHANE	74-97-5	ug/kg	< 8.4 U	< 8.0 U	-	< 7.6 U	-	< 5.8 U	< 5.2 U	< 7.4 U	< 6.9 U	< 8.4 U	< 12 U	< 11 U	< 7.9 U	< 10 U	-	< 15 U
BROMODICHLOROMETHANE	75-27-4	ug/kg	< 8.4 U	< 8.0 U	-	< 7.6 U	-	< 5.8 U	< 5.2 U	< 7.4 U	< 6.9 U	< 8.4 U	< 12 U	< 11 U	< 7.9 U	< 10 U	-	< 15 U
BROMOFORM	75-25-2	ug/kg	< 8.4 U	< 560 U	-	< 7.6 U	-	< 5.8 U	< 5.2 U	< 7.4 U	< 6.9 U	< 8.4 U	< 12 U	< 11 U	< 7.9 U	< 10 U	-	< 15 U
BROMOMETHANE	74-83-9	ug/kg	< 8.4 U	< 8.0 U	-	< 7.6 U	-	< 5.8 U	< 5.2 U	< 7.4 U	< 6.9 U	< 8.4 U	< 12 U	< 11 U	< 7.9 U	< 10 U	-	< 15 U
CARBON DISULFIDE	75-15-0	ug/kg	< 8.4 U	< 8.0 U	-	< 7.6 U	-	< 5.8 U	< 5.2 U	< 7.4 U	< 6.9 U	< 8.4 U	< 12 U	< 11 U	5.4 J	< 10 U	-	< 15 U
CARBON TETRACHLORIDE	56-23-5	ug/kg	< 8.4 UJ	< 8.0 U	-	< 7.6 UJ	-	< 5.8 U	< 5.2 UJ	< 7.4 UJ	< 6.9 UJ	< 8.4 UJ	< 12 UJ	< 11 U	< 7.9 U	< 10 UJ	-	< 15 UJ
Chlorobenzene	108-90-7	ug/kg	< 8.4 UJ	< 8.0 UJ	-	< 7.6 UJ	-	< 5.8 UJ	< 5.2 UJ	< 7.4 UJ	< 6.9 UJ	< 8.4 UJ	< 12 UJ	< 11 UJ	< 7.9 UJ	< 10 UJ	-	< 15 UJ
CHLOROETHANE	75-00-3	ug/kg	< 8.4 U	< 8.0 U	-	< 7.6 U	-	< 5.8 U	< 5.2 U	< 7.4 U	< 6.9 U	< 8.4 U	< 12 U	< 11 U	< 7.9 U	< 10 U	-	< 15 U
Chloroform	67-66-3	ug/kg	< 8.4 U	< 8.0 U	-	< 7.6 U	-	< 5.8 U	< 5.2 U	< 7.4 U	< 6.9 U	< 8.4 U	< 12 U	< 11 U	< 7.9 U	< 10 U	-	< 15 U
CHLOROMETHANE	74-87-3	ug/kg	< 8.4 U	< 8.0 U	-	< 7.6 U	-	< 5.8 U	< 5.2 U	< 7.4 U	< 6.9 U	< 8.4 U	< 12 U	< 11 U	< 7.9 U	< 10 U	-	< 15 U
CIS-1,2-DICHLOROETHYLENE	156-59-2	ug/kg	< 8.4 U	< 8.0 U	-	< 7.6 U	-	< 5.8 U	< 5.2 U	< 7.4 U	< 6.9 U	< 8.4 U	< 12 U	< 11 U	< 7.9 U	< 10 U	-	< 15 U
cis-1,3-Dichloropropene	10061-01-5	ug/kg	< 8.4 U	< 8.0 U	-	< 7.6 U	-	< 5.8 U	< 5.2 U	< 7.4 U	< 6.9 U	< 8.4 U	< 12 U	< 11 U	< 7.9 U	< 10 U	-	< 15 U
Cyclohexane	110-82-7	ug/kg	< 8.4 U	< 8.0 U	-	< 7.6 U	-	< 5.8 U	< 5.2 U	< 7.4 U	< 6.9 U	< 8.4 U	< 12 U	< 11 U	< 7.9 U	< 10 U	-	< 15 U
DIBROMOCHLOROMETHANE	124-48-1	ug/kg	< 8.4 U	< 8.0 U	-	< 7.6 U	-	< 5.8 U	< 5.2 U	< 7.4 U	< 6.9 U	< 8.4 U	< 12 U	< 11 U	< 7.9 U	< 10 U	-	< 15 U
Dichlorodifluoromethane	75-71-8	ug/kg	< 8.4 U	< 8.0 U	-	< 7.6 U	-	< 5.8 U	< 5.2 U	< 7.4 U	< 6.9 U	< 8.4 U	< 12 U	< 11 U	< 7.9 U	< 10 U	-	< 15 U
Ethylbenzene	100-41-4	ug/kg	< 8.4 U	< 8.0 U	-	< 7.6 U	-	< 5.8 U	< 5.2 U	< 7.4 U	< 6.9 U	< 8.4 U	< 12 U	< 11 U	< 7.9 U	< 10 U	-	< 15 U
Isopropylbenzene (Cumene)	98-82-8	ug/kg	< 8.4 U	< 560 U	-	< 7.6 U	-	< 5.8 U	< 5.2 U	< 7.4 U	< 6.9 U	< 8.4 U	< 12 U	< 11 U	< 7.9 U	< 10 U	-	< 15 U
m,p-Xylene	179601-23-1	ug/kg	< 8.4 U	< 8.0 U	-	< 7.6 U	-	< 5.8 U	< 5.2 U	< 7.4 U	< 6.9 U	< 8.4 U	< 12 U	< 11 U	< 7.9 U	< 10 U	-	< 15 U
METHYL ACETATE	79-20-9	ug/kg	< 8.4 UJ	< 8.0 U	-	< 7.6 UJ	-	< 5.8 U	< 5.2 UJ	< 7.4 UJ	< 6.9 UJ	< 8.4 UJ	< 12 UJ	< 11 U	< 7.9 U	< 10 UJ	-	< 15 UJ
Methyl Ethyl Ketone (2-Butanone)	78-93-3	ug/kg	< 17 U	< 16 U	-	< 15 U	-	< 12 U	< 10 U	< 15 U	< 14 U	< 17 U	< 24 U	< 23 U	< 16 U	< 21 U	-	< 30 U
METHYL ISOBUTYL KETONE (4-METHYL-2-PENTANONE)	108-10-1	ug/kg	< 17 U	< 16 U	-	< 15 U	-	< 12 U	< 10 U	< 15 U	< 14 U	< 17 U	< 24 U	< 23 U	< 16 U	< 21 U	-	< 30 U
Methylcyclohexane	108-87-2	ug/kg	< 8.4 U	< 8.0 U	-	< 7.6 U	-	< 5.8 U	< 5.2 U	< 7.4 U	< 6.9 U	< 8.4 U	< 12 U	< 11 U	< 7.9 U	< 10 U	-	< 15 U
Methylene Chloride	75-09-2	ug/kg	< 8.4 UJ	< 8.0 U	-	< 7.6 UJ	-	< 5.8 U	< 5.2 UJ	< 7.4 UJ	< 6.9 UJ	< 8.4 UJ	< 12 UJ	< 11 U	< 7.9 U	< 10 UJ	-	< 15 UJ
o-Xylene (1,2-Dimethylbenzene)	95-47-6	ug/kg	< 8.4 U	< 8.0 U	-	< 7.6 U	-	< 5.8 U	< 5.2 U	< 7.4 U	< 6.9 U	< 8.4 U	< 12 U	< 11 U	< 7.9 U	< 10 U	-	< 15 U
Styrene	100-42-5	ug/kg	< 8.4 U	< 8.0 U	-	< 7.6 U	-	< 5.8 U	< 5.2 U	< 7.4 U	< 6.9 U	< 8.4 U	< 12 U	< 11 U	< 7.9 U	< 10 U	-	< 15 U
TERT-BUTYL METHYL ETHER	1634-04-4	ug/kg	< 8.4 UJ	< 8.0 U	-	< 7.6 UJ	-	< 5.8 U	< 5.2 UJ	< 7.4 UJ	< 6.9 UJ	< 8.4 UJ	< 12 UJ	< 11 U	< 7.9 U	< 10 UJ	-	< 15 UJ
Tetrachloroethylene (PCE)	127-18-4	ug/kg	< 8.4 U	< 8.0 U	-	< 7.6 U	-	< 5.8 U	< 5.2 U	< 7.4 U	< 6.9 U	< 8.4 U	< 12 U	< 11 U	< 7.9 U	< 10 U	-	< 15 U
Toluene	108-88-3	ug/kg	< 8.4 UJ	< 8.0 UJ	-	< 7.6 UJ	-	< 5.8 UJ	< 5.2 UJ	< 7.4 UJ	< 6.9 UJ	< 8.4 UJ	< 12 UJ	< 11 UJ	< 7.9 UJ	< 10 UJ	-	< 15 UJ
Trans-1,2-Dichloroethylene	156-60-5	ug/kg	< 8.4 U	< 8.0 U	-	< 7.6 U	-	< 5.8 U	< 5.2 U	< 7.4 U	< 6.9 U	< 8.4 U	< 12 U	< 11 U	< 7.9 U	< 10 U	-	< 15 U
Trans-1,3-Dichloropropene	10061-02-6	ug/kg	< 8.4 U	< 8.0 U	-	< 7.6 U	-	< 5.8 U	< 5.2 U	< 7.4 U	< 6.9 U	< 8.4 U	< 12 U	< 11 U	< 7.9 U	< 10 U	-	< 15 U
Trichloroethylene (TCE)	79-01-6	ug/kg	< 8.4 UJ	< 8.0 UJ	-	< 7.6 UJ	-	< 5.8 UJ	< 5.2 UJ	< 7.4 UJ	< 6.9 UJ	< 8.4 UJ	< 12 UJ	< 11 UJ	< 7.9 UJ	< 10 UJ	-	< 15 UJ
Trichlorofluoromethane	75-69-4	ug/kg	< 8.4 UJ	< 8.0 U	-	< 7.6 UJ	-	< 5.8 U	< 5.2 UJ	< 7.4 UJ	< 6.9 UJ	< 8.4 UJ	< 12 UJ	< 11 U	< 7.9 U	< 10 UJ	-	< 15 UJ
Vinyl Chloride	75-01-4	ug/kg	< 8.4 U	< 8.0 U	-	< 7.6 U	-	< 5.8 U	< 5.2 U	< 7.4 U	< 6.9 U	< 8.4 U	< 12 U	< 11 U	< 7.9 U	< 10 U	-	< 15 U

Table 12
Phase 2 Reach Floodplain Soil Analytical Results
Phase 2 Data Evaluation Summary Memorandum
Lower Neponset River
Boston and Milton, Massachusetts

Analyte	CAS Number	Units	24D-0053 24D-0053-AS 5/31/2024 N 0 - 1 ft	24D-0053 24D-0053-BS 5/31/2024 N 1 - 2 ft	24D-0053 24D-0053-CS 5/31/2024 N 2 - 2.5 ft	24D-0054 24D-0054-AS 5/31/2024 N 0 - 1 ft	24D-0054 24D-0054-BS 5/31/2024 N 1 - 1.5 ft	24D-0055 24D-0055-AS 5/31/2024 N 0 - 1 ft	24D-0055 24D-0055-BS 5/31/2024 N 1 - 1.7 ft	24D-0056 24D-0056-AS 5/31/2024 N 0 - 1 ft	24D-0056 24D-0056-BS 5/31/2024 N 1 - 1.8 ft	24D-0057 24D-0057-AS 5/31/2024 N 0 - 1 ft	24D-0058 24D-0058-AS 5/31/2024 N 0 - 1 ft	24D-0058 24D-0058-BS 5/31/2024 N 1 - 2 ft	24D-0058 24D-0058-CS 5/31/2024 N 2 - 3 ft	24D-0059 24D-0059-AS 5/31/2024 N 0 - 1 ft	24D-0059 24D-0059-BS 5/31/2024 N 1 - 1.5 ft	24D-0060 24D-0060-AS 5/31/2024 N 0 - 1 ft
TCL SVOCs																		
1,2,4,5-TETRACHLOROBENZENE	95-94-3	ug/kg	< 280 U	< 280 U	< 340 U	< 280 U	< 190 U	< 220 U	< 200 U	< 260 U	< 250 U	< 330 U	< 390 U	< 390 U	< 280 U	< 360 U	< 180 U	< 440 U
1,4-Dioxane (P-Dioxane)	123-91-1	ug/kg	< 110 U	< 110 U	< 130 U	< 110 U	< 75 U	< 86 U	< 78 U	< 100 U	< 98 U	< 130 U	< 150 U	< 150 U	< 110 U	< 140 U	< 72 U	< 170 U
1-Methylnaphthalene	90-12-0	ug/kg	5.4	3.7 J	38	2.3 J	< 3.7 U	3.2 J	< 3.9 U	2.0 J	1.6 J	1.9 J	2.1 J	4.0 J	1.3 J	3.6 J	0.98 J	< 8.5 U
2,3,4,6-TETRACHLOROPHENOL	58-90-2	ug/kg	< 280 U	< 280 U	< 340 U	< 280 U	< 190 U	< 220 U	< 200 U	< 260 U	< 250 U	< 330 U	< 390 U	< 390 U	< 280 U	< 360 U	< 180 U	< 440 U
2,4,5-TRICHLOROPHENOL	95-95-4	ug/kg	< 280 U	< 280 U	< 340 U	< 280 U	< 190 U	< 220 U	< 200 U	< 260 U	< 250 U	< 330 U	< 390 U	< 390 U	< 280 U	< 360 U	< 180 U	< 440 U
2,4,6-TRICHLOROPHENOL	88-06-2	ug/kg	< 280 U	< 280 U	< 340 U	< 280 U	< 190 U	< 220 U	< 200 U	< 260 U	< 250 U	< 330 U	< 390 U	< 390 U	< 280 U	< 360 U	< 180 U	< 440 U
2,4-DICHLOROPHENOL	120-83-2	ug/kg	< 280 U	< 280 U	< 340 U	< 280 U	< 190 U	< 220 U	< 200 U	< 260 U	< 250 U	< 330 U	< 390 U	< 390 U	< 280 U	< 360 U	< 180 U	< 440 U
2,4-DIMETHYLPHENOL	105-67-9	ug/kg	< 280 UJ	< 280 UJ	< 340 UJ	< 280 UJ	< 190 UJ	< 220 UJ	< 200 U	< 260 U	< 250 U	< 330 U	< 390 U	< 390 U	< 280 UJ	< 360 UJ	< 180 UJ	< 440 UJ
2,4-DINITROPHENOL	51-28-5	ug/kg	< 540 U	< 540 U	< 660 U	< 550 U	< 370 U	< 430 U	< 390 U	< 500 U	< 480 U	< 650 U	< 760 U	< 750 U	< 540 U	< 700 U	< 360 U	< 850 U
2,4-DINITROTOLUENE	121-14-2	ug/kg	< 280 U	< 280 U	< 340 U	< 280 U	< 190 U	< 220 U	< 200 U	< 260 U	< 250 U	< 330 U	< 390 U	< 390 U	< 280 U	< 360 U	< 180 U	< 440 U
2,6-DINITROTOLUENE	606-20-2	ug/kg	< 280 U	< 280 U	< 340 U	< 280 U	< 190 U	< 220 U	< 200 U	< 260 U	< 250 U	< 330 U	< 390 U	< 390 U	< 280 U	< 360 U	< 180 U	< 440 U
2-CHLORONAPHTHALENE	91-58-7	ug/kg	< 280 U	< 280 U	< 340 U	< 280 U	< 190 U	< 220 U	< 200 U	< 260 U	< 250 U	< 330 U	< 390 U	< 390 U	< 280 U	< 360 U	< 180 U	< 440 U
2-CHLOROPHENOL	95-57-8	ug/kg	< 280 U	< 280 U	< 340 U	< 280 U	< 190 U	< 220 U	< 200 U	< 260 U	< 250 U	< 330 U	< 390 U	< 390 U	< 280 U	< 360 U	< 180 U	< 440 U
2-Methylnaphthalene	91-57-6	ug/kg	6.4	5.2 J	32	3.2 J	< 3.7 U	4.1 J	< 3.9 U	2.4 J	2.2 J	2.7 J	3.1 J	5.0 J	1.9 J	4.8 J	1.2 J	2.1 J
2-METHYLPHENOL (O-CRESOL)	95-48-7	ug/kg	< 540 U	< 540 U	< 660 U	< 550 U	< 370 U	< 430 U	< 390 U	< 500 U	< 480 U	< 650 U	< 760 U	< 750 U	< 540 U	< 700 U	< 360 U	< 850 U
2-NITROANILINE	88-74-4	ug/kg	< 280 U	< 280 U	< 340 U	< 280 U	< 190 U	< 220 U	< 200 U	< 260 U	< 250 U	< 330 U	< 390 U	< 390 U	< 280 U	< 360 U	< 180 U	< 440 U
2-NITROPHENOL	88-75-5	ug/kg	< 280 U	< 280 U	< 340 U	< 280 U	< 190 U	< 220 U	< 200 U	< 260 U	< 250 U	< 330 U	< 390 U	< 390 U	< 280 U	< 360 U	< 180 U	< 440 U
3,3'-DICHLOROBENZIDINE	91-94-1	ug/kg	< 540 U	< 540 U	< 660 U	< 550 U	< 370 U	< 430 U	< 390 U	< 500 U	< 480 U	< 650 U	< 760 U	< 750 U	< 540 U	< 700 U	< 360 U	< 850 U
3-NITROANILINE	99-09-2	ug/kg	< 540 U	< 540 U	< 660 U	< 550 U	< 370 U	< 430 U	< 390 U	< 500 U	< 480 U	< 650 U	< 760 U	< 750 U	< 540 U	< 700 U	< 360 U	< 850 U
4,6-DINITRO-2-METHYLPHENOL	534-52-1	ug/kg	< 540 U	< 540 U	< 660 U	< 550 U	< 370 U	< 430 U	< 390 U	< 500 U	< 480 U	< 650 U	< 760 U	< 750 U	< 540 U	< 700 U	< 360 U	< 850 U
4-BROMOPHENYL PHENYL ETHER	101-55-3	ug/kg	< 280 U	< 280 U	< 340 U	< 280 U	< 190 U	< 220 U	< 200 U	< 260 U	< 250 U	< 330 U	< 390 U	< 390 U	< 280 U	< 360 U	< 180 U	< 440 U
4-CHLORO-3-METHYLPHENOL	59-50-7	ug/kg	< 280 U	< 280 U	< 340 U	< 280 U	< 190 U	< 220 U	< 200 U	< 260 U	< 250 U	< 330 U	< 390 U	< 390 U	< 280 U	< 360 U	< 180 U	< 440 U
4-CHLOROANILINE	106-47-8	ug/kg	< 540 U	< 540 U	< 660 U	< 550 U	< 370 U	< 430 U	< 390 U	< 500 U	< 480 U	< 650 U	< 760 U	< 750 U	< 540 U	< 700 U	< 360 U	< 850 U
4-CHLOROPHENYL PHENYL ETHER	7005-72-3	ug/kg	< 280 U	< 280 U	< 340 U	< 280 U	< 190 U	< 220 U	< 200 U	< 260 U	< 250 U	< 330 U	< 390 U	< 390 U	< 280 U	< 360 U	< 180 U	< 440 U
4-METHYLPHENOL (P-CRESOL)	106-44-5	ug/kg	< 540 U	< 540 U	< 660 U	< 550 U	< 370 U	< 430 U	< 390 U	< 500 U	< 480 U	< 650 U	< 760 U	< 750 U	< 540 U	< 700 U	< 360 U	< 850 U
4-Nitroaniline	100-01-6	ug/kg	< 540 U	< 540 U	< 660 U	< 550 U	< 370 U	< 430 U	< 390 U	< 500 U	< 480 U	< 650 U	< 760 U	< 750 U	< 540 U	< 700 U	< 360 U	< 850 U
4-NITROPHENOL	100-02-7	ug/kg	< 540 U	< 540 U	< 660 U	< 550 U	< 370 U	< 430 U	< 390 U	< 500 U	< 480 U	< 650 U	< 760 U	< 750 U	< 540 U	< 700 U	< 360 U	< 850 U
Acenaphthene	83-32-9	ug/kg	24	13	230	6.6	< 3.7 U	11	< 3.9 U	8.1	7.7	7.4	8.8	16	3.3 J	14	4.2	7.2 J
ACENAPHTHYLENE	208-96-8	ug/kg	8.6	27	15	12	< 3.7 U	18	< 3.9 U	13	9.4	8.6	11	25	4.8 J	21	2.9 J	6.6 J
Acetophenone	98-86-2	ug/kg	< 540 U	< 540 U	< 660 U	< 550 U	< 370 U	< 430 U	< 390 U	< 500 U	< 480 U	80 J	93 J	96 J	< 540 U	< 700 U	< 360 U	< 850 U
ANTHRACENE	120-12-7	ug/kg	68	120	440	28	< 3.7 U	40	< 3.9 U	42	29	26	38	55	10	60	10	23
ATRAZINE	1912-24-9	ug/kg	< 540 U	< 540 U	< 660 U	< 550 U	< 370 U	< 430 U	< 390 U	< 500 U	< 480 U	< 650 U	< 760 U	< 750 U	< 540 U	< 700 U	< 360 U	< 850 U
BENZALDEHYDE	100-52-7	ug/kg	< 540 U	< 540 U	< 660 U	< 550 U	< 370 U	< 430 U	< 390 U	< 500 U	< 480 U	< 650 U	< 760 U	< 750 U	< 540 U	< 700 U	< 360 U	< 850 U
BENZO(A)ANTHRACENE	56-55-3	ug/kg	180	330	1000	150	2.0 J	120	2.7 J	160	120	93	160	150	35	190	48	88
BENZO(A)PYRENE	50-32-8	ug/kg	67	140	470	68	1.9 J	70	2.7 J	94	67	59	100	100	25	110	50	54
Benzo(B)Fluoranthene	205-99-2	ug/kg	210	340	860	250	3.1 J	170	4.2	250	170	150	280	230	63	290	53	150
Benzo(G,H,I)Perylene	191-24-2	ug/kg	7.1	13	29	8.8	1.5 J	9.6	2.4 J	13	7.6	7.3	13	12	3.5 J	16	25	6.9 J
Benzo(K)Fluoranthene	207-08-9	ug/kg	48	99	360	58	1.2 J	57	2.1 J	77	51	49	85	94	19	100	20	44
BENZYL BUTYL PHTHALATE	85-68-7	ug/kg	< 280 U	< 280 U	< 340 U	< 280 U	< 190 U	< 220 U	< 200 U	< 260 U	< 250 U	< 330 U	< 390 U	< 390 U	< 280 U	< 360 U	< 180 U	< 440 U
BIPHENYL (DIPHENYL)	92-52-4	ug/kg	< 280 U	< 280 U	< 340 U	< 280 U	< 190 U	< 220 U	< 200 U	< 260 U	< 250 U	< 330 U	< 390 U	< 390 U	< 280 U	< 360 U	< 180 U	< 440 U
BIS(2-CHLOROETHOXY) METHANE	111-91-1	ug/kg	< 280 U	< 280 U	< 340 U	< 280 U	< 190 U	< 220 U	< 200 U	< 260 U	< 250 U	< 330 U	< 390 U	< 390 U	< 280 U	< 360 U	< 180 U	< 440 U
BIS(2-CHLOROETHYL) ETHER (2-CHLOROETHYL ETHER)	111-44-4	ug/kg	< 540 U	< 540 U	< 660 U	< 550 U	< 370 U	< 430 U	< 390 U	< 500 U	< 480 U	< 650 U	< 760 U	< 750 U	< 540 U	< 700 U	< 360 U	< 850 U
BIS(2-CHLOROISOPROPYL) ETHER	108-60-1	ug/kg	< 540 U	< 540 U	< 660 U	< 550 U	< 370 U	< 430 U	< 390 U	< 500 U	< 480 U	< 650 U	< 760 U	< 750 U	< 540 U	< 700 U	< 360 U	< 850 U
BIS(2-ETHYLHEXYL) PHTHALATE	117-81-7	ug/kg	< 280 U	< 280 U	< 340 U	160 J	< 190 U	93 J	< 200 U	110 J	< 250 U	< 330 U	150 J	< 390 U	86 J	120 J	< 180 U	< 440 U
Caprolactam	105-60-2	ug/kg	< 540 U	< 540 U	< 660 U	< 550 U	< 370 U	< 430 U	< 390 U	< 500 U	< 480 U	< 650 U	< 760 U	< 750 U	< 540 U	< 700 U	< 360 U	< 850 U
CARBAZOLE	86-74-8	ug/kg	< 540 U	< 540 U	< 660 U	< 550 U	< 370 U	< 430 U	< 390 U	< 500 U	< 480 U	< 650 U	< 760 U	< 750 U	< 540 U	< 700 U	< 360 U	< 850 U
CHRYSENE	218-01-9	ug/kg	140	220	1100	140	1.7 J	96	2.2 J	140	92	85	150	120	34	160	46	84
DIBENZ(A,H)ANTHRACENE	53-70-3	ug/kg	17	37	80	20	< 3.7 U	22	< 3.9 U	29	19	16	29	28	6.5	40	7.5	16
Dibenzofuran	132-64-9	ug/kg	< 280 U	< 280 U	< 340 U	< 280 U	< 190 U	< 220 U	< 200 U	< 260 U	< 250 U	< 330 U	< 390 U	< 390 U	< 280 U	< 360 U	< 180 U	< 440 U
Diethyl Phthalate	84-66-2	ug/kg	< 280 U	< 280 U	< 340 U	< 280 U	< 190 U	< 220 U	< 200 U	< 260 U	< 250 U	< 330 U	< 390 U	< 390 U	< 280 U	< 360 U	< 180 U	< 440 U
DIMETHYL PHTHALATE	131-11-3	ug/kg	< 280 U	< 280 U	< 340 U	< 280 U	< 190 U	< 220 U	< 200 U	< 260 U	< 250 U	< 330 U	< 390 U	< 390 U	< 280 U	< 360 U	< 180 U	< 440 U
Di-N-Butyl Phthalate	84-74-2	ug/kg	< 280 U	< 280 U	< 340 U	< 280 U	< 190 U	< 220 U	< 200 U	< 260 U	< 250 U	< 330 U	< 390 U	< 390 U	< 280 U	< 360 U	< 180 U	< 440 U
DI-N-OCTYLPHTHALATE	117-84-0	ug/kg	< 540 U	< 540 U	< 660 U	< 550 U	< 370 U	< 430 U	< 390 U	< 500 U	< 480 U	< 650 U	< 760 U	< 750 U	< 540 U	< 700 U	< 360 U	< 850 U
FLUORANTHENE	206-44-0	ug/kg	380 EB	800	2300	320 EB	3.6 JEB	240 EB	4.4 EB	330 EB	220 EB	200 EB	350 EB	400 EB	77 EB	380 EB	95 EB	210 EB
FLUORENE	86-73-7	ug/kg	24	20	230	7.3	< 3.7 U	12	< 3.9 U	9.1	8.7	8.3	11	19	3.4 J	17	4.6	7.9 J
HEXACHLOROBENZENE	118-74-1	ug/kg	< 280 U	< 280 U	< 340 U	< 280 U	< 190 U	< 220 U	< 200 U	< 260 U	< 250 U	< 330 U	< 390 U	< 390 U	< 280 U	< 360 U	< 180 U	< 440 U
Hexachlorobutadiene	87-68-3	ug/kg	< 280 U	< 280 U	< 340 U	< 280 U	< 190 U	< 220 U	< 200 U	< 260 U	< 250 U	< 330 U	< 390 U	< 390 U	< 280 U	< 360 U	< 180 U	< 440 U
HEXACHLOROCYCLOPENTADIENE	77-47-4	ug/kg	< 540 U	< 540 U	< 660 U	< 550 U	< 370 U	< 430 U	< 390 U	< 500 U	< 480 U	< 650 U	< 760 U	< 750 U	< 540 U	< 700 U	< 360 U	< 850 U
HEXACHLOROETHANE	67-72-1	ug/kg	< 280 U	< 280 U	< 340 U	< 280 U	< 190 U	< 220 U	< 200 U	< 260 U	< 250 U	< 330 U	< 390 U	< 390 U	< 280 U	< 360 U	< 180 U	< 440 U
INDENO(1,2,3-C,D)PYRENE	193-39-5	ug/kg	39	80	240	50	1.2 J	52	2.1 J	69	43	39	72	70	17	91	21	39
ISOPHORONE	78-59-1	ug/kg	< 280 U	< 280 U	< 340 U	< 280 U	< 190 U	< 220 U	< 200 U	< 260 U	< 250 U	< 330 U	< 390 U	< 390 U	< 280 U	< 360 U	< 180 U	< 440 U
Naphthalene	91-20-3	ug/kg	7.0 EB	10 EB	29 EB	7.3 EB	< 3.7 U	7.5 EB	< 3.9 U	4.6 JEB	4.0 JEB	5.2 JEB	6.2 JEB	10 EB	3.1 JEB	9.4 EB	1.7 JEB	4.5 JEB
NITROBENZENE	98-95-3	ug/kg	< 280 U	< 280 U	< 340 U	< 280 U	< 190 U	< 220 U	< 200 U	< 260 U	< 250 U	< 330 U	< 390 U	< 390 U	< 280 U	< 360 U	< 180 U	< 440 U
N-NITROSODI-N-PROPYLAMINE	621-64-7	ug/kg	< 280 U	< 280 U	< 340 U	< 280 U	< 190 U	< 220 U	< 200 U	< 260 U	< 250 U	< 330 U	< 390 U	< 390 U	< 280 U	< 360 U	< 180 U	< 440 U
N-NITROSODIPHENYLAMINE	86-30-6	ug/kg	< 280 U	< 280 U	< 340 U	< 280 U	< 190 U	< 220 U	< 200 U	< 260 U	< 250 U	< 330 U	< 390 U	< 390 U	< 280 U	< 360 U	< 180 U	< 440 U
PENTACHLOROPHENOL	87-86-5	ug/kg	< 11 U	< 11 U	< 13 U	< 11 U	< 7.5 U	< 8.7 U	< 7.8 U	< 10 U	< 9.8 U	< 13 U	< 15 U	< 15 U	< 11 U	< 14 U	< 7.3 U	< 17 U
PHENANTHRENE	85-01-8	ug/kg	390	320	3100	170	1.3 J	140	2.5 J	160	110	120	170	210	45	210	50	110
PHENOL	108-95-2	ug/kg	< 540 U	< 540 U	< 660 U	< 550 U	< 370 U	< 430 U	< 390 U	< 500 U	< 480 U	< 650 U	< 760 U	< 750 U	< 540 U	< 700 U	< 360 U	< 850 U
PYRENE	129-00-0	ug/kg	270	430	2200	210	2.9 J	180	3.6 J	220	150	140	240	260	52	260	93	130

Table 12
Phase 2 Reach Floodplain Soil Analytical Results
Phase 2 Data Evaluation Summary Memorandum
Lower Neponset River
Boston and Milton, Massachusetts

Analyte	CAS Number	Units	24D-0060 24D-0060-BS 5/31/2024 N 1 - 1.4 ft	24D-0061 24D-0061-AS 6/3/2024 N 0 - 1 ft	24D-0062 24D-0062-AS 6/3/2024 N 0 - 1 ft	24D-0062 24D-0062-BS 6/3/2024 N 1 - 2 ft	24D-0062 24D-0062-CS 6/3/2024 N 2 - 3 ft	24D-0063 24D-0063-AD 6/3/2024 FD 0 - 1 ft	24D-0063 24D-0063-AS 6/3/2024 N 0 - 1 ft	24D-0063 24D-0063-BS 6/3/2024 N 1 - 2 ft	24D-0064 24D-0064-AS 6/3/2024 N 0 - 1 ft	24D-0064 24D-0064-BS 6/3/2024 N 1 - 2 ft	24D-0064 24D-0064-CS 6/3/2024 N 2 - 2.8 ft	24D-0065 24D-0065-AD 6/5/2024 FD 0 - 1 ft	24D-0065 24D-0065-AS 6/5/2024 N 0 - 1 ft	24D-0065 24D-0065-BS 6/5/2024 N 1 - 1.2 ft	24D-0066 24D-0066-AS 6/4/2024 N 0 - 1 ft	24D-0066 24D-0066-BS 6/4/2024 N 1 - 1.8 ft
PCDD/F																		
1,2,3,4,6,7,8-HpCDD	35822-46-9	pg/g	2760	1370	1060	1500	103	780	685	61.3	1860	1780	106	1670	1930	530	1440	2080
1,2,3,4,6,7,8-HpCDF	67562-39-4	pg/g	1620	789	698	837	58.4	437	369	33.1	1230	926	54.3	915	1040	210	1160	890
1,2,3,4,7,8,9-HpCDF	55673-89-7	pg/g	46.4	25.1	21.9	23.5	1.41 JN	13.3	12.6	< 0.228 U	40	28.7	1.79 J	30.2	34.4	8.35	25.5	33.2
1,2,3,4,7,8-HxCDD	39227-28-6	pg/g	24.8	13.1	12.1	13.7	0.944 JN	8.09	6.54	0.933 JN	20.7	17.3	1.37 J	19.4	15.5 JN	4.49	14.2	15.8
1,2,3,4,7,8-HxCDF	70648-26-9	pg/g	107 J	48.2	39.5	46.5	3.24	23.8	19.8	1.71 J	82.2	49.8	3.55	60.5	68.4	13.2	46.9 J	60.4 J
1,2,3,6,7,8-HxCDD	57653-85-7	pg/g	133	67	53.4	76.5	5 JN	42.6	35.8	3.28	93.1	87.7	4.93	87.5	94.6	25.1	77.1	98.7
1,2,3,6,7,8-HxCDF	57117-44-9	pg/g	52.5	24.1	23.4	24.2	1.74 J	12.5	11	1.15 J	46.4	29.8	1.55 J	35.6	38	7.9	27.3	30.8
1,2,3,7,8,9-HxCDD	19408-74-3	pg/g	65.9	35.3	30.8	37.4	2.65	21.2	18.4	1.54 J	52.4	46.8	2.58	47.7	46.3	11.8	39.8	43.1
1,2,3,7,8,9-HxCDF	72918-21-9	pg/g	< 0.388 U	< 0.198 U	< 0.282 U	< 0.299 U	< 0.28 U	< 0.311 U	< 0.247 U	< 0.289 U	< 0.384 U	< 0.494 U	< 0.33 U	< 0.623 U	< 0.665 U	< 0.453 U	< 0.225 U	< 0.335 U
1,2,3,7,8-PeCDD	40321-76-4	pg/g	10.8 J	5.4	5.52 J	6.21	0.457 J	4.1	2.56	< 0.387 UJ	9.27 J	7.79	0.71 J	8.24 JN	8.43 J	2.78 J	6.73 J	7.53 J
1,2,3,7,8-PeCDF	57117-41-6	pg/g	13.4	6.46	5.22	7.53	0.506 JN	3.7	2.79 JN	0.417 J	8.97	8.07	0.593 JN	21.5 J	12.2 J	4.12 JN	6.62	10.3
2,3,4,6,7,8-HxCDF	60851-34-5	pg/g	45.3	25.5	23.1	25.2	2.16 J	15.1	13.6	1.27 J	40.9	30.8	1.91 J	34.8	35.7	9.04	27.2	34.1
2,3,4,7,8-PeCDF	57117-31-4	pg/g	49.7	25.7	21.2	30.8	2.15 J	19	16	1.78 J	38	33.7	2.22 J	44.1	42.8	13	27.9	67.6
2,3,7,8-TCDD	1746-01-6	pg/g	3.77 J	1.28 JN	1.31 J	1.87 JN	< 0.950 UJ	1.11 JN	0.948 JN	< 0.978 UJ	1.99 JN	2.18 J	< 0.960 UJ	2.73 JN	2.38 JN	< 0.972 UJ	1.9 JN	4.13 J
2,3,7,8-TCDF	51207-31-9	pg/g	23.4	11.5	8.93	13.1	0.625 JN	8.19	5.9 JN	0.752	14.6	17.5	0.961	20.4	18.6	4.88	12.6	26.4
OCDD	3268-87-9	pg/g	19600 JEB	9590 EB	7170 EB	10700 JEB	700 EB	6020 EB	4780 EB	464 EB	12700 JEB	12000 JEB	715 EB	11700 JEB	13500 JEB	4310 EB	10100 JEB	19500 JEB
OCDF	39001-02-0	pg/g	1560	834	739	812	53.2	509	399	34.7	1310	1010	64	961	1150	277	993	1010
Total HpCDD	RA_Total_HpCDD	pg/g	4950	2420	1920	2660	181.2	1388	1312	108.1	3300	3360	188.6	2960	3460	952	2590	3740
Total HpCDF	RA_Total_HpCDF	pg/g	3104.2	1562.6	1316	1649.2	113.41	893.42	761.39	68.441	2275.5	1885.3	106.79	1837.5	2111.6	464.58	2213.6	1960.4
Total HxCDD	RA_Total_HxCDD	pg/g	843.17	432.24	360.14	471.37	32.534	266.25	233.56	19.096	601.11	574.57	31.95	608.12	621.25	147.07	490.26	588.21
Total HxCDF	RA_Total_HxCDF	pg/g	1079	571.62	506.21	574.52	42.285	342.87	291.47	25.87	901.42	689.64	40.649	763.39	807.54	183.34	707.84	737.99
Total PeCDD	RA_Total_PeCDD	pg/g	107.81	48.639	43.758	57.23	2.544	32.1	25.71	0.778 U	73.91	71.69	3.082	153.94	93.21	21.53	58.66	71.67
Total PeCDF	RA_Total_PeCDF	pg/g	459	239.225	202.228	258.613	17.941	162.479	137.719	12.489	369.037	324.398	19.649	495.1	397.3	105.31	261.909	474.282
Total TCDD	RA_Total_TCDD	pg/g	50.226	12.516	14.614	13.344	< 0.950 U	9.33	5.988	< 0.978 U	28.056	24.675	< 0.960 U	90.98	41.31	4.24 U	19.572	29.011
Total TCDF	RA_Total_TCDF	pg/g	339.88	148.218	143.98	170.24	13.042	107.188	94.773	7.891	257.37	273.35	10.854	489.88	358.55	89.62	174.01	539.39
Total PCDD/F TEQ (Bird)	RA-TEQ-B-DF	pg/g	140.19	69.7144	59.3509	78.7692	5.13522	46.7964	37.6709	3.66232	104.874	92.067	5.7719	109.7131	108.13	28.9137	79.7973	138.67
Total PCDD/F TEQ (Fish)	RA-TEQ-F-DF	pg/g	97.669	48.3344	42.6794	53.3467	3.62747	31.0634	25.2134	2.31832	76.1545	61.7615	4.1036	71.6451	71.258	18.5302	56.3543	82.506
Total PCDD/F TEQ (Mammal)	RA-TEQ-M-DF	pg/g	125.684	62.022	52.6413	68.2645	4.60714	38.4307	31.7154	2.70362	93.4621	79.5421	4.93349	85.3853	90.165	23.3042	71.2915	99.364
PCB Congeners																		
PCB-001	2051-60-7	ng/g	33 J	21.8 J	30.8 J	11.3 J	R	17.5 J	23.9 J	< 0.0336 UJ	69 J	35.9 J	0.758 J	31.8 J	35.6 J	2.29 J	29.4 J	5.87 J
PCB-002	2051-61-8	ng/g	0.713 J	< 0.0475 U	< 0.0476 U	< 0.0479 U	< 0.0459 U	< 0.0461 U	< 0.0466 U	< 0.0471 U	< 0.0465 U	1.24	< 0.0463 U	0.428	0.558	< 0.0469 U	< 0.0476 U	< 0.0473 U
PCB-003	2051-62-9	ng/g	20.9	14.1 J	13.9 J	9.32 J	< 0.0472 UJ	8.47 J	10 J	< 0.0485 UJ	18.6 J	24.3 J	< 0.0476 UJ	10.8	14.6	0.927	12 J	3.3 J
PCB-004/010	PCB-4/10	ng/g	129 J	53.6 J	94.6 J	31	2.37	34.6	56.1 J	0.889	159 J	95.5 J	2	74.7 J	89.9 J	11 J	69 J	38.9 J
PCB-005/008	PCB-5/8	ng/g	114 J	57.2 J	62.8 J	37.7	2.48	33.8	55.2 J	1.25	100 J	123 J	2.88	49.2 J	80.5 J	12 J	52.5 J	84.6 J
PCB-006	25569-80-6	ng/g	14.6 J	9.83	12.7	6.22	0.356	7.12	8.77	< 0.0456 U	20.2	19.2	0.586	9.01 J	12.3 J	2.21 J	8.89 J	34.9
PCB-007/009	PCB-7/9	ng/g	2.21 J	1.8	2.2	1.16	< 0.0833 U	1.39	1.84	< 0.0857 U	3.41	4.72	< 0.0841 U	1.81 J	2.45 J	0.475 J	1.45 J	3.59 J
PCB-011	2050-67-1	ng/g	2.75 J	2.05	2.79	1.46	< 0.0434 U	1.73	1.75	< 0.0446 U	4.75	4.21	< 0.0438 U	2.06	2.63	0.452	2.3 J	7.53 J
PCB-012/013	PCB-12/13	ng/g	8.8 J	6.47	8.13	4.95	< 0.108 U	5.26	4.96	< 0.111 U	13.1	14.5	< 0.109 U	6.53	8.44	1.87	6.6 J	23.7
PCB-014	34883-41-5	ng/g	< 0.0444 U	< 0.044 U	< 0.044 U	< 0.0443 U	< 0.0424 U	< 0.0426 U	< 0.0432 U	< 0.0436 U	< 0.043 U	< 0.0443 U	< 0.0428 U	< 0.0414 U	< 0.0444 U	< 0.0434 U	< 0.0441 U	< 0.0437 U
PCB-015	2050-68-2	ng/g	90.9 J	57.1 J	65.5 J	51.2 J	3.4	40.3 J	43.6 J	1.16	98 J	131 J	4.32	54 J	73.1 J	22.5	55.4 J	270 J
PCB-016/032	PCB-16/32	ng/g	59.4 J	27.6 J	61.5 J	30 J	2.42 J	20.8 J	26.6 J	0.693 J	133 J	140 J	4.46 J	37	56.6 J	22.8	51.9 J	1250 J
PCB-017	37680-66-3	ng/g	59.7 J	24.1 J	43.9 J	33.4 J	1.5 J	14.3 J	20.2 J	0.599 J	64 J	75.5 J	2.02 J	27.1	43.5 J	14	40.6 J	798 J
PCB-018	37680-65-2	ng/g	14.3 J	11.7 J	21.8 J	10.2 J	0.593 J	8.73 J	9.76 J	0.513 J	38.2 J	28.8 J	0.84 J	22.7	32.4	23	23.5 J	1110 J
PCB-019	38444-73-4	ng/g	29.1	14.5 J	33 J	14.1 J	0.767 J	8.99 J	11.8 J	0.331 J	87.6 J	71.3 J	2.49 J	16.3 J	22.4 J	3.74 J	21.1	114 J
PCB-020/021/033	PCB-20/21/33	ng/g	6.73 J	5 J	8.62 J	5.48 J	0.576 J	3.78 J	5.17 J	< 0.139 UJ	10.9 J	12.8 J	< 0.137 UJ	17.6	19.7	17.1	7.71 J	347 J
PCB-022	38444-85-8	ng/g	8.21 J	6.67 J	10.8 J	7.04 J	0.867 J	4.56 J	4.05 J	< 0.0462 UJ	12.1 J	12.6 J	< 0.0453 UJ	16.8	21.7	23.7	9.3 J	456 J
PCB-023/034	PCB-23/34	ng/g	0.899 J	< 0.082 UJ	< 0.0822 UJ	< 0.0826 UJ	< 0.0792 UJ	0.502 J	< 0.0805 UJ	< 0.0814 UJ	2 J	2.27 J	< 0.0799 UJ	0.989	1.15	0.579	1.03 J	19.8 J
PCB-024/027	PCB-24/27	ng/g	16.1 J	8.36 J	20.9 J	7.47 J	0.651 J	6.34 J	7.88 J	< 0.0937 UJ	56.1 J	40.6 J	1.51 J	10.4 J	14.8 J	4.12 J	17.3 J	152 J
PCB-025	55712-37-3	ng/g	16.7 J	9.88 J	21.7 J	9.98 J	0.793 J	8.89 J	9 J	< 0.0462 UJ	34.1 J	28.6 J	0.987 J	14.6	19	9.1	13.9 J	396 J
PCB-026	38444-81-4	ng/g	23 J	15.6 J	32.1 J	14.8 J	1.29 J	15 J	14 J	0.654 J	58.5 J	47.1 J	1.63 J	26.5	35.1	19.1	23.9 J	766 J
PCB-028	7012-37-5	ng/g	52.5 J	43 J	74.7 J	45.7 J	5.09 J	32.6 J	34 J	1.71 J	88.1 J	118 J	3.38 J	96.6 J	133 J	130 J	65.8 J	3030 J
PCB-029	15862-07-4	ng/g	< 0.0582 UJ	< 0.0576 UJ	< 0.0577 UJ	< 0.058 UJ	< 0.0556 UJ	< 0.0558 UJ	< 0.0565 UJ	< 0.0571 UJ	< 0.0563 UJ	< 0.058 UJ	< 0.0561 UJ	< 0.0543 U	< 0.0581 U	< 0.0568 U	< 0.0577 UJ	< 0.0573 UJ
PCB-030	35693-92-6	ng/g	< 0.058 UJ	< 0.0574 UJ	< 0.0575 UJ	< 0.0578 UJ	< 0.0554 UJ	< 0.0556 UJ	< 0.0563 UJ	< 0.0569 UJ	< 0.0562 UJ	< 0.0578 UJ	< 0.0559 UJ	< 0.0541 U	< 0.0579 U	< 0.0566 U	< 0.0575 UJ	< 0.0571 UJ
PCB-031	16606-02-3	ng/g	50.8 J	36.2 J	64.8 J	35.4 J	4.03 J	29.9 J	29.1 J	1.17 J	92.6 J	92.4 J	2.85 J	88.8 J	118 J	86.6 J	60.1 J	1700 J
PCB-035	37680-69-6	ng/g	< 0.0544 UJ	< 0.0538 UJ	< 0.0539 UJ	< 0.0542 UJ	< 0.0519 UJ	< 0.0522 UJ	< 0.0528 UJ	< 0.0534 UJ	< 0.0527 UJ	< 0.0542 UJ	< 0.0524 UJ	2.6 J+	2.84 J+	1.99 J+	< 0.054 UJ	31.6 J
PCB-036	38444-87-0	ng/g	< 0.043 UJ	< 0.0426 UJ	< 0.0427 UJ	< 0.0429 UJ	< 0.0411 UJ	< 0.0413 UJ	< 0.0418 UJ	< 0.0423 UJ	< 0.0417 UJ	< 0.0429 UJ	< 0.0415 UJ	< 0.0401 UJ	0.606 J	0.83	< 0.0427 UJ	18.8 J
PCB-037	38444-90-5	ng/g	19.6 J	16.4 J	23.2 J	17.8 J	2.22 J	13.1 J	12.4 J	0.865 J	20.7 J	30.6 J	1.28 J	39.7 J	50.9 J	56.1 J	27.4 J	459 J
PCB-038	53555-66-1	ng/g	4.29 J	3.2 J	3.59 J	3.57 J	< 0.0617 UJ	2.4 J	2.21 J	< 0.0634 UJ	5.9 J	7.21 J	< 0.0622 UJ	4.64	5.16	2.96	6.4 J	32.2 J
PCB-039	38444-88-1	ng/g	0.816 J	< 0.0412 UJ	< 0.0413 UJ	< 0.0415 UJ	< 0.0398 UJ	< 0.04 UJ	< 0.0405 UJ	< 0.0409 UJ	< 0.0403 UJ	< 0.0415 UJ	< 0.0401 UJ	0.754	1.05	< 0.0406 U	< 0.0413 UJ	6.02 J
PCB-040	38444-93-8	ng/g	4.43 J	3.77	4.84	4.21	0.449	2.88	2.6	< 0.0491 U	8.77	14.3	< 0.0482 U	6.07	7.82	9.52	11.8 J	359 J
PCB-041/064	PCB-41/64	ng/g	51.4 J	35	37.5	42.1 J	4.04	26.7	24.1	1.24	39.7 J	59.8 J	1.98	91.7 J	103 J	81.5 J	61 J	1140 J
PCB-042	36559-22-5	ng/g	17 J	15.9	22.3	18.9	1.89	13.6	13.3	0.271	38	54.2 J	2.2	32.7	38.8	39.5 J	42.9 J	818 J
PCB-043/049	PCB-43/49	ng/g	150 J	126 J	127 J	108 J	10.4	93.3 J	86.9 J	3.61	200 J	254 J	9.16	236 J	267 J	170 J	183 J	2420 J
PCB-044	41464-39-5	ng/g	59.7 J	33.4	39.2	34.2	3.92	24.1	23.7	0.936	70.4 J	102 J	3.87	65.7 J	79.2 J	87.8 J	76.2 J	2110 J
PCB-045	70362-45-7	ng/g	6.64 J	4.74	6.46	5.44	0.636	3.62	3.71	< 0.0421 U	12.6	20.6	0.708	9.65	12.1	13.5	10.2 J	350 J
PCB-046	41464-47-5	ng/g	1.7 J	1.63 J	2.56 J	1.79 J	< 0.0457 UJ	1.05 J	1.24 J	< 0.047 UJ	6.13 J	8.33 J	0.401 J	2.05	2.39	2.93	4.59 J	144 J
PCB-047/048/075	PCB-47/48/75	ng/g	156 J	113 J	120 J	111 J	9.21	79.5 J	74.7 J	2.98	196 J	253 J	8.81	161 J	185 J	97.7 J	210 J	1460 J
PCB-050	62796-65-0	ng/g	0.576 J	0.324 J	0.716 J	0.58 J	< 0.0544 UJ	0.33 J	0.359 J	< 0.0559 UJ	2.29 J	2.57 J	< 0.0549 UJ	0.532 J	0.779 J	< 0.0556 UJ	1.11 J	9.46 J
PCB-051	68194-04-7	ng/g	9.1 J	4.84	11.8	7.43	0.585	4.51	4.76	< 0.0471 U	29.7	36.5	1.38	6.11	8.5	4.84	14.1 J	153 J
PCB-052/073	PCB-52/73	ng/g	184 J	102 J	96.7 J	79.6 J	7.99	71.6 J	65.2 J	2.44	171 J	220 J	8.36	191 J	219 J	162 J	180 J	2580 J
PCB-053	41464-41-9	ng/g	18 J	10.9	24.9	15.3	1.39	10.6	10.5	0.35	63.6 J	71.8 J	2.77	17.2	22.1	16.1	33.1	426 J
PCB-054	15968-05-5	ng/g	0.903 J	0.472 J	1.78 J	0.841 J	< 0.0457 UJ	0.533 J	0.494 J	< 0.047 UJ	4.7 J	4.75 J	< 0.0461 UJ	0.612	0.804	0.262	1.32 J	8.2 J
PCB-055	74338-24-2	ng/g	< 0.0793 U	< 0.0785 U	< 0.0786 U	< 0.079 U	< 0.0757 U	< 0.0761 U	< 0.077 U	< 0.0779 U	< 0.0768 U	< 0.079 U	< 0.0764 U	1.26	1.43	1.91	0.685 J	8.36 J

Table 12
Phase 2 Reach Floodplain Soil Analytical Results
Phase 2 Data Evaluation Summary Memorandum
Lower Neponset River
Boston and Milton, Massachusetts

Analyte	CAS Number	Units	24D-0060 24D-0060-BS 5/31/2024 N 1 - 1.4 ft	24D-0061 24D-0061-AS 6/3/2024 N 0 - 1 ft	24D-0062 24D-0062-AS 6/3/2024 N 0 - 1 ft	24D-0062 24D-0062-BS 6/3/2024 N 1 - 2 ft	24D-0062 24D-0062-CS 6/3/2024 N 2 - 3 ft	24D-0063 24D-0063-AD 6/3/2024 FD 0 - 1 ft	24D-0063 24D-0063-AS 6/3/2024 N 0 - 1 ft	24D-0063 24D-0063-BS 6/3/2024 N 1 - 2 ft	24D-0064 24D-0064-AS 6/3/2024 N 0 - 1 ft	24D-0064 24D-0064-BS 6/3/2024 N 1 - 2 ft	24D-0064 24D-0064-CS 6/3/2024 N 2 - 2.8 ft	24D-0065 24D-0065-AD 6/5/2024 FD 0 - 1 ft	24D-0065 24D-0065-AS 6/5/2024 N 0 - 1 ft	24D-0065 24D-0065-BS 6/5/2024 N 1 - 1.2 ft	24D-0066 24D-0066-AS 6/4/2024 N 0 - 1 ft	24D-0066 24D-0066-BS 6/4/2024 N 1 - 1.8 ft
PCB-056/060	PCB-56/60	ng/g	33.3	27.2	38.1	33.4	4.36	21.8	21.5	1.58	29.3	39.2	1.32	86.6 J	99.9 J	116 J	48.5 J	871 J
PCB-057	70424-67-8	ng/g	0.906 J	0.797 J	1.92 J	1.26 J	< 0.0403 UJ	< 0.0405 UJ	0.814 J	< 0.0415 UJ	3.05 J	3.59 J	< 0.0407 UJ	1.74	2.24	1.22	1.32 J	20.6
PCB-058	41464-49-7	ng/g	0.575 J	< 0.0528 U	< 0.0529 U	< 0.0532 U	< 0.051 U	< 0.0512 U	< 0.0519 U	< 0.0524 U	< 0.0517 U	< 0.0532 U	< 0.0515 U	0.793	0.881	0.66	0.665 J	8.12 J
PCB-059	74472-33-6	ng/g	3.4 J	2.56 J	3.71 J	3.45 J	0.457 J	2.33 J	2.29 J	< 0.0712 UJ	5.77 J	7.81 J	0.318 J	6.56	8.26	9.39	5.29 J	145 J
PCB-061/074	PCB-61/74	ng/g	37.5	24.3	36.8	27.3	3.25	15.2	16	0.828	31.4	46.4 J	1.33	70 J	82.2 J	84.6 J	51 J	930 J
PCB-062	54230-22-7	ng/g	< 0.0482 U	< 0.0477 U	< 0.0478 U	< 0.0481 U	< 0.046 U	< 0.0463 U	< 0.0468 U	< 0.0473 U	< 0.0467 U	< 0.048 U	< 0.0465 U	< 0.045 U	< 0.0482 U	< 0.0471 U	< 0.0478 U	< 0.0475 U
PCB-063	74472-34-7	ng/g	7.97 J	5.41	9.3	6.16	0.509	4.84	4.81	< 0.0381 U	11	13.2	< 0.0374 U	12.4	15.1	8.96	11.1 J	107 J
PCB-065	33284-54-7	ng/g	< 0.0673 U	< 0.0666 U	< 0.0668 U	< 0.0671 U	< 0.0643 U	< 0.0646 U	< 0.0654 U	< 0.0661 U	< 0.0652 U	< 0.0671 U	< 0.0649 U	< 0.0628 U	< 0.0673 U	< 0.0657 U	< 0.0668 U	< 0.0663 U
PCB-066/080	PCB-66/80	ng/g	90 J	78.1 J	85.3 J	84.4 J	9.13	66.5 J	62.7 J	4.15	71.5 J	107 J	3.79	197 J	226 J	215 J	131 J	1820 J
PCB-067	73575-53-8	ng/g	1.47 J	1.33	2.1	1.32	< 0.0584 U	0.895	1.16	< 0.0601 U	2.3	3.46	< 0.059 U	4.1	4.82	6.27	2.57 J	63.9 J
PCB-068	73575-52-7	ng/g	5.64 J	3.91 J	3.56 J	< 0.0711 UJ	< 0.0681 UJ	2.94 J	3.05 J	< 0.07 UJ	6.64 J	6.97 J	< 0.0687 UJ	< 0.0665 UJ	4.25 J	< 0.0696 U	< 0.0708 U	< 0.0702 U
PCB-069	60233-24-1	ng/g	< 0.0534 U	< 0.0528 U	< 0.0529 U	< 0.0532 U	< 0.051 U	< 0.0512 U	< 0.0519 U	< 0.0524 U	1.52	1.68	< 0.0515 U	< 0.0498 UJ	< 0.0533 UJ	< 0.0521 UJ	0.887 J	5.17 J
PCB-070	32598-11-1	ng/g	132 J	92.8 J	79.1 J	90.6 J	9.54	68 J	63 J	3.62	69.4 J	102 J	3.56	190 J	216 J	199 J	135 J	1830 J
PCB-071	41464-46-4	ng/g	16.3 J	9.82	22	15.2	1.6	10.1	10.7	0.517	48.4 J	65.2 J	2.47	23.1	30.7	29.6	28.6	704 J
PCB-072	41464-42-0	ng/g	8.33 J	5.26	4.27	4.41	0.292	4	3.56	< 0.0542 U	7.09	8.07	< 0.0532 U	7.01	8.22	2.44	5.72 J	25.2
PCB-076	70362-48-0	ng/g	< 0.0789 U	< 0.0781 U	< 0.0782 U	< 0.0786 U	< 0.0754 U	< 0.0757 U	< 0.0767 U	< 0.0775 U	< 0.0764 U	< 0.0786 U	< 0.076 U	< 0.0736 U	< 0.0788 U	< 0.077 U	< 0.0783 U	< 0.0777 U
PCB-077	32598-13-3	ng/g	24.3 J+	18.7 J+	13.8 J+	19.4 J+	1.56 J+	12.7 J+	12 J+	0.875 J+	10.5 J+	16.3 J+	0.482 J+	28.5 J+	31.8 J+	24.6 J+	22.5 J+	161 J
PCB-078	70362-49-1	ng/g	1.1 J	< 0.0812 U	< 0.0814 U	< 0.0818 U	< 0.0784 U	< 0.0788 U	< 0.0797 U	< 0.0806 U	< 0.0795 U	< 0.0818 U	< 0.0791 U	0.674	0.624	0.374	0.619 J	4.34 J
PCB-079	41464-48-6	ng/g	3.32 J	1.48	< 0.0456 U	1.41	< 0.044 U	0.947 J	< 0.0447 UJ	< 0.0452 U	< 0.0446 U	< 0.0458 U	< 0.0444 U	< 0.0429 U	< 0.046 U	< 0.0449 U	1.4 J	< 0.0453 U
PCB-081	70362-50-4	ng/g	5.87 J+	1.67 J	1.13 J	2.33 J	< 0.0696 UJ	1.3 J	1.28 J	< 0.0716 UJ	1.11 J	1.61 J	< 0.0703 UJ	2.79 J	2.79 J	2.17 J	2.06 J+	12.5 J+
PCB-082	52663-62-4	ng/g	25.6 J	9.96 J	6.66 J	11.6 J	0.971 J	8.03 J	6.76 J	< 0.0761 UJ	8.45 J	13.6 J	< 0.0747 UJ	14.2 J	15 J	11.8 J	12.7 J	145 J
PCB-083/109	PCB-83/109	ng/g	15 J	6.27 J	4.94 J	7.51 J	0.648 J	4.64 J	4.37 J	< 0.174 UJ	7.11 J	10.4 J	< 0.171 UJ	7.61 J	8.67 J	5.01 J	8.7 J	65.5 J
PCB-084	52663-60-2	ng/g	59.2 J	15.2 J	12.9 J	21 J	1.56 J	13.9 J	11.7 J	< 0.0687 UJ	23 J	35.3 J	2.01 J	19.2 J	21.2 J	15.6 J	26.2 J	312 J
PCB-085/120	PCB-85/120	ng/g	72.8 J	35 J	17.9 J	33.2 J	2.5 J	25.9 J	23 J	2.39 J	20.7 J	29.6 J	1.6 J	42.6 J	45.5 J	30.2	38.3 J	244 J
PCB-086/097	PCB-86/97	ng/g	79.8 J	28.8 J	16.1 J	28.7 J	2.35 J	18.9 J	16.9 J	1.27 J	22.5 J	35.1 J	1.73 J	38.9 J	41.7 J	29.6 J	37 J	335 J
PCB-087/115/116	PCB-87/115/116	ng/g	162 J	53.8 J	28.1 J	50.6 J	3.3 J	36.1 J	30.9 J	1.95 J	40.4 J	55.1 J	1.87 J	66.3 J	72.1 J	44.4 J	55.6 J	420 J
PCB-088/121	PCB-88/121	ng/g	0.722 J	< 0.157 UJ	< 0.158 UJ	< 0.158 UJ	< 0.152 UJ	< 0.153 UJ	< 0.154 UJ	< 0.156 UJ	< 0.154 UJ	< 0.158 UJ	< 0.153 UJ	< 0.148 UJ	< 0.159 UJ	0.411 J	< 0.158 UJ	4.27 J
PCB-089/090/101	PCB-89/90/101	ng/g	347 J	111 J	57.4 J	98.1 J	7.11 J	68.7 J	58.6 J	4.35 J	90.4 J	129 J	6.1 J	129 J	140 J	78 J	121 J	832 J
PCB-091	68194-05-8	ng/g	66.2 J	29.5 J	19.6 J	32.6 J	2.38 J	22.6 J	19.9 J	1.08 J	29.3 J	40.3 J	2.07 J	35.5 J	39.2 J	19 J	31.7 J	229 J
PCB-092	52663-61-3	ng/g	72 J	30.1 J	17.6 J	26.6 J	1.91 J	18.9 J	16.9 J	1.06 J	28.6 J	37.9 J	1.88 J	33.4 J	37.5 J	14.9 J	30.6 J	160 J
PCB-093/095	PCB-93/95	ng/g	254 J	77.9 J	43.8 J	81.2 J	5.71 J	51.1 J	42.8 J	2.37 J	73 J	113 J	5.56 J	87.2 J	95.6 J	52.6 J	82.4 J	738 J
PCB-094	73575-55-0	ng/g	3.08 J	< 0.0469 UJ	1.97 J	1.98 J	< 0.0453 UJ	1.59 J	1.43 J	< 0.0466 UJ	3.67 J	4.27 J	< 0.0457 UJ	2.34 J	2.52 J	1.11 J	2.89 J	13.8 J
PCB-096	73575-54-9	ng/g	2.16 J	0.566 J	1.03 J	1.6 J	< 0.0582 UJ	1.17 J	0.908 J	< 0.0599 UJ	1.84 J	2.46 J	< 0.0588 UJ	1.34 J	1.48 J	1.12 J	1.2 J	20.6 J
PCB-098/102	PCB-98/102	ng/g	9.93 J	5.2 J	4.77 J	7.15 J	0.442 J	4.63 J	4.18 J	< 0.0982 UJ	7.82 J	12.1 J	0.688 J	7.38 J	8.02 J	5.09 J	8.04 J	78.8 J
PCB-099	38380-01-7	ng/g	177 J	80.2 J	37.9 J	72 J	5.36 J	50.7 J	43.4 J	3.56 J	51.7 J	74.2 J	3.79 J	91.1 J	99 J	54 J	80.9 J	526 J
PCB-100	39485-83-1	ng/g	4.08 J	2.26 J	2.17 J	1.86 J	< 0.0556 UJ	1.99 J	1.88 J	< 0.0571 UJ	4 J	3.91 J	< 0.0561 UJ	2.72 J	3 J	0.863 J	2.76 J	7.08 J
PCB-103	60145-21-3	ng/g	4.1 J	2.05 J	1.88 J	1.94 J	< 0.0561 UJ	1.65 J	1.36 J	< 0.0577 UJ	3.09 J	3.92 J	< 0.0566 UJ	2.8 J	3.1 J	1.07 J	2.4 J	11.5 J
PCB-104	56558-16-8	ng/g	< 0.045 UJ	< 0.0446 UJ	< 0.0446 UJ	< 0.0449 UJ	< 0.043 UJ	< 0.0432 UJ	< 0.0437 UJ	< 0.0442 UJ	< 0.0436 UJ	< 0.0449 UJ	< 0.0434 UJ	< 0.042 UJ	< 0.045 UJ	< 0.0439 UJ	< 0.0447 UJ	< 0.0443 UJ
PCB-105/127	PCB-105/127	ng/g	121 J	48.1 J	28.4 J	37.8 J	2.97 J	27.7 J	24.7 J	1.89 J	28.3 J	42.1 J	1.49 J	65.7 J	68.8 J	47.6 J	59.9 J	344 J
PCB-106/118	PCB-106/118	ng/g	322 J	116 J	60.2 J	95.4 J	7.01 J	66.5 J	59.4 J	4.76 J	77.7 J	109 J	4.47 J	134 J	142 J	83.7 J	124 J	807 J
PCB-107/108	PCB-107/108	ng/g	23.6 J	10.7 J	5.92 J	8.43 J	0.536 J	6.03 J	5.47 J	< 0.125 UJ	7.62 J	10.7 J	< 0.123 UJ	12.6	13.4	7.27	11.8 J	70.9 J
PCB-110	38380-03-9	ng/g	452 J	150 J	90.2 J	158 J	11.5 J	105 J	91.9 J	6.72 J	128 J	185 J	8.94 J	175 J	186 J	98.7 J	167 J	1130 J
PCB-111/117	PCB-111/117	ng/g	< 0.287 UJ	< 0.284 UJ	< 0.284 UJ	< 0.286 UJ	< 0.274 UJ	< 0.275 UJ	< 0.279 UJ	< 0.282 UJ	< 0.278 UJ	< 0.286 UJ	2.25 J	< 0.268 U	< 0.287 U	< 0.28 U	< 0.285 UJ	< 0.283 UJ
PCB-112	74472-36-9	ng/g	0.758 J	< 0.0574 UJ	0.484 J	0.69 J	< 0.0554 UJ	0.441 J	< 0.0563 UJ	< 0.0569 UJ	< 0.0562 UJ	0.754 J	< 0.0559 UJ	0.92 J	0.886 J	0.458 J	0.712 J	4.76 J
PCB-113	68194-10-5	ng/g	1.54 J	< 0.0475 UJ	< 0.0476 UJ	1.17 J	< 0.0459 UJ	0.701 J	< 0.0466 UJ	< 0.0471 UJ	< 0.0465 UJ	1.21 J	< 0.0463 UJ	< 0.0448 UJ	1.53 J	< 0.0469 U	1.08 J	4.51 J
PCB-114	74472-37-0	ng/g	6.39 J	2.63 J	1.92 J	1.91 J	< 0.0714 UJ	1.37 J	1.39 J	< 0.0734 UJ	1.79 J	2.39 J	< 0.072 UJ	4.06	4.12	3.07	3.81 J	23.8 J
PCB-119	56558-17-9	ng/g	12 J	7.46 J	4.67 J	5.92 J	< 0.055 UJ	4.79 J	4.18 J	< 0.0565 UJ	6.77 J	8.7 J	< 0.0555 UJ	8.15	8.76	3.45	7.26 J	34.3 J
PCB-122	76842-07-4	ng/g	3.98 J	1.26 J	< 0.0818 UJ	1.88 J	< 0.0788 UJ	1.34 J	1.01 J	< 0.081 UJ	< 0.0799 UJ	< 0.0822 UJ	< 0.0795 UJ	2.6	2.26	1.68	1.76 J	12.5 J
PCB-123	65510-44-3	ng/g	11.7 J	4.88 J	2.14 J	4 J	< 0.0611 UJ	3.14 J	2.57 J	< 0.0628 UJ	2.83 J	3.78 J	< 0.0616 UJ	5.28 J	5.74 J	3.26 J	4.76 J	23.1 J
PCB-124	70424-70-3	ng/g	17.3 J	4.9 J	2.39 J	4.19 J	< 0.0343 UJ	3.09 J	2.72 J	< 0.0352 UJ	2.97 J	4.27 J	< 0.0346 UJ	6.36	6.47	3.83	4.92 J	25.3 J
PCB-125	74472-39-2	ng/g	1.17 J	< 0.0434 UJ	< 0.0434 UJ	< 0.0437 UJ	< 0.0419 UJ	0.482 J	< 0.0426 UJ	< 0.043 UJ	< 0.0425 UJ	0.614 J	< 0.0422 UJ	0.601 J	0.637 J	0.602 J	0.566 J	4.71 J
PCB-126	57465-28-8	ng/g	3.43 J+	< 0.0509 U	< 0.051 U	< 0.0512 U	< 0.0491 U	< 0.0493 U	< 0.0499 U	< 0.0505 U	< 0.0498 U	< 0.0512 U	< 0.0495 U	< 0.0479 UJ	< 0.0514 UJ	0.9 J	1 J+	4.72 J+
PCB-128	38380-07-3	ng/g	86.1 J	22.6	9.53	19.9	1.17	11.4	9.82	0.678	18	24.1	1.36	22.3	24.7	9.08	20.5	69.9 J
PCB-129	55215-18-4	ng/g	21.2	5	1.94	4.19	< 0.0936 U	2.48	2.06	< 0.0962 U	4.01	5.98	< 0.0945 U	4.77	5.06	2.42	4.76 J	18.3 J
PCB-130	52663-66-8	ng/g	27.6	7.86	3.4	6.67	0.46	4.21	3.38	< 0.0951 U	6.22	8.46	< 0.0933 U	7.96	8.46	3.2	7.04 J	24.3
PCB-131/142	PCB-131/142	ng/g	5.77 J	1.39 J	0.453 J	1.37 J	< 0.0207 UJ	0.57 J	0.505 J	< 0.0213 UJ	0.958 J	1.48 J	< 0.0209 UJ	1.31	1.55	0.534	0.959 J	4.89 J
PCB-132/168	PCB-132/168	ng/g	135 J	34.3	15.5	31.9	2.09	17.8	15.1	1.19	29	41.4 J	2.04	34.4	36.9	14.2	30.4	128 J
PCB-133	35694-04-3	ng/g	5.56 J	2.17	0.988	1.89	< 0.0991 U	1.32	1.24	< 0.102 U	2.08	2.63	< 0.1 U	2.38	2.42	0.671	2.12 J	5.07 J
PCB-134	52704-70-8	ng/g	20.6	5.4	2.57	4.94	0.262	2.84	2.5	< 0.135 U	4.84	6.75	< 0.133 U	5.26	5.78	1.89	4.98 J	19 J
PCB-135/144	PCB-135/144	ng/g	52.7 J	15	6.87	14.4	0.873	8.01	6.76	0.47	12.8	17.9	0.821	14.4	16.1	5.85	13.3 J	50.8 J
PCB-136	38411-22-2	ng/g	40.8 J	9.78	5.02	9.79	0.646	5.48	4.69	0.266	9.51	13.4	0.668	10.2	11.1	4.26	8.6 J	41.1 J
PCB-137	35694-06-5	ng/g	28.5	7.68	3.38	6.53	0.349	3.63	3.35	< 0.129 U	5.95	7.9	< 0.127 U	7.43	7.93	3.15	6.53 J	23.9
PCB-138/163/164	PCB-138/163/164	ng/g	461 J	128 J	53.1 J	111 J	7.13	61.7 J	52.2 J	4.33	96.1 J	127 J	6.7	119 J	128 J	47.7 J	110 J	353 J
PCB-139/149	PCB-139/149	ng/g	250 J	70.3 J	31.3	64.3 J	3.89	35.9	30.6	2.41	57.2 J	79 J	4	65.9 J	72.5 J	27.1	60.4 J	229 J
PCB-140	59291-64-4	ng/g	2.44 J	< 0.0631 U	< 0.0632 U	< 0.0636 U	< 0.0609 U	< 0.0612 U	< 0.0619 U	< 0.0626 U	< 0.0617 U	0.921	< 0.0614 U	0.889	0.699	< 0.0622 U	< 0.0633 U	2.36 J
PCB-141	52712-04-6	ng/g	65.5 J	17.1	6.9	15.7	0.885	8.51	6.92	0.604	12.5	17.3	0.851	16.4	17.6	7.34	14.2 J	56.2 J
PCB-143	68194-15-0	ng/g	1.21 J	< 0.0635 U	< 0.0636 U	< 0.064 U	< 0.0613 U	< 0.0616 U	< 0.0623 U	< 0.063 U	< 0.0621 U	< 0.0639 U	< 0.0618 U	< 0.0598 U	< 0.0641 U	< 0.0626 U	0.428 J	2.02 J
PCB-145	74472-40-5	ng/g	< 0.0801 U	< 0.0793 U	< 0.0794 U	< 0.0798 U	< 0.0765 U	< 0.0769 U	< 0.0778 U	< 0.0786 U	< 0.0776 U	< 0.0798 U	< 0.0772 U	< 0.0747 U	< 0.08 U	< 0.0782 U	< 0.0795 U	< 0.0789 U
PCB-146	51908-16-8	ng/g	42.1 J	13.3	6.38	12	0.751	7.01	6.03	0.482	11.2	14.7	0.749	12.8	13.9	4.85	11.5 J	38.2
PCB-147	68194-13-8	ng/g	11.9 J	4.16	2.89	3.66	0.315	2.82	2.51	< 0.0761 U	4.88	5.51	< 0.0747 U	4.49	5.04	1.27	4.14 J	9.15 J
PCB-148	74472-41-6	ng/g	< 0.0691 U	< 0.0684 U	< 0.0685 U	< 0.0689 U	< 0.066 U	< 0.0663 U	0.207	< 0.0679 U	0.434	0.466	< 0.0666 U	< 0.0645 U	< 0.0691 U	< 0.0675 U	0.292 J	< 0.0681 U
PCB-150	68194-08-1	ng/g	0.628 J	0.258	0.235	0.25	< 0.0757 U	0.178 J	0.175 J	< 0.0779 U	0.393	0.413	< 0.0764 U	0.344 J	0.328 J	< 0.0774 UJ	0.225 J	0.455 J
PCB-151	52663-63-5	ng/g	54.2 J	16.6	8.22	14.9	1.03	9.18	7.9	0.473	14.3	18.8	1.02	16	17.8	6.37	13.8 J	53.7 J
PCB-152	68194-09-2	ng/g	0.748 J	0.232	0.233	0.256	< 0.0837 U	0.179 J	0.196	< 0.0861 U	0.295	0.416	< 0.0845 U	0.39	< 0.0876 U	< 0.0856 U	0.29 J	0.78 J

Table 12
Phase 2 Reach Floodplain Soil Analytical Results
Phase 2 Data Evaluation Summary Memorandum
Lower Neponset River
Boston and Milton, Massachusetts

Analyte	CAS Number	Units	24D-0060 24D-0060-BS 5/31/2024 N 1 - 1.4 ft	24D-0061 24D-0061-AS 6/3/2024 N 0 - 1 ft	24D-0062 24D-0062-AS 6/3/2024 N 0 - 1 ft	24D-0062 24D-0062-BS 6/3/2024 N 1 - 2 ft	24D-0062 24D-0062-CS 6/3/2024 N 2 - 3 ft	24D-0063 24D-0063-AD 6/3/2024 FD 0 - 1 ft	24D-0063 24D-0063-AS 6/3/2024 N 0 - 1 ft	24D-0063 24D-0063-BS 6/3/2024 N 1 - 2 ft	24D-0064 24D-0064-AS 6/3/2024 N 0 - 1 ft	24D-0064 24D-0064-BS 6/3/2024 N 1 - 2 ft	24D-0064 24D-0064-CS 6/3/2024 N 2 - 2.8 ft	24D-0065 24D-0065-AD 6/5/2024 FD 0 - 1 ft	24D-0065 24D-0065-AS 6/5/2024 N 0 - 1 ft	24D-0065 24D-0065-BS 6/5/2024 N 1 - 1.2 ft	24D-0066 24D-0066-AS 6/4/2024 N 0 - 1 ft	24D-0066 24D-0066-BS 6/4/2024 N 1 - 1.8 ft
PCB-153	35065-27-1	ng/g	274 J	79.4 J	33.5	70.5 J	4.17	38.9 J	33.5	2.71	60.8 J	81 J	4.36	73.2 J	79.9 J	29.5	67.5 J	226 J
PCB-154	60145-22-4	ng/g	5.06 J	1.86	1.3	1.84	< 0.0483 U	1.28	1.14	< 0.0497 U	2.43	2.74	< 0.0488 U	2.17	2.43	0.613	1.96 J	4.75 J
PCB-155	33979-03-2	ng/g	< 0.0426 UJ	< 0.0422 UJ	< 0.0423 UJ	< 0.0425 UJ	< 0.0407 UJ	< 0.0409 UJ	< 0.0414 UJ	< 0.0419 UJ	< 0.0413 UJ	< 0.0425 UJ	< 0.0411 UJ	< 0.0398 UJ	< 0.0426 UJ	< 0.0416 UJ	< 0.0423 UJ	< 0.042 UJ
PCB-156	38380-08-4	ng/g	44.8 J	11.3	4.61	9.66	0.495	5.14	4.61	0.418	8.44	12.6	0.452	12.7 J	13.8 J	5.62 J	10.5 J	41.3 J
PCB-157	69782-90-7	ng/g	11.5 J+	3.81 J+	1.77 J+	2.89 J+	< 0.0565 U	1.83 J+	1.61 J+	< 0.0581 U	2.75 J+	3.57 J+	< 0.057 U	4.3 J	4.29 J	1.68 J	2.9 J+	11.4 J+
PCB-158/160	PCB-158/160	ng/g	46.4 J	11.3	4.64	10.4	0.629	5.8	4.76	0.408	9.34	12.3	0.502	11.8	13.1	5.09	9.67 J	36.9
PCB-159	39635-35-3	ng/g	1.61 J	< 0.0696 UJ	< 0.0697 UJ	< 0.0701 UJ	< 0.0672 UJ	< 0.0675 UJ	< 0.0683 UJ	< 0.0691 UJ	< 0.0681 UJ	< 0.0701 UJ	< 0.0678 UJ	< 0.0656 UJ	0.701 J	< 0.0686 U	0.805 J	1.69 J
PCB-161	74472-43-8	ng/g	< 0.0663 U	< 0.0657 U	< 0.0658 U	< 0.0661 U	< 0.0634 U	< 0.0637 U	< 0.0645 U	< 0.0651 U	< 0.0643 U	< 0.0661 U	< 0.0639 U	< 0.0619 U	< 0.0663 U	< 0.0648 U	< 0.0658 U	< 0.0653 U
PCB-162	39635-34-2	ng/g	1.74 J	< 0.0672 U	< 0.0673 U	< 0.0677 U	< 0.0649 U	< 0.0652 U	< 0.066 U	< 0.0667 U	< 0.0658 U	< 0.0677 U	< 0.0655 U	< 0.0634 UJ	0.727 J	< 0.0663 UJ	< 0.0674 U	1.98 J
PCB-165	74472-46-1	ng/g	< 0.095 U	< 0.094 U	< 0.0942 U	< 0.0947 U	< 0.0908 U	< 0.0912 U	< 0.0923 U	< 0.0933 U	< 0.092 U	< 0.0947 U	< 0.0916 U	< 0.0886 U	< 0.0949 U	< 0.0928 U	< 0.0943 U	< 0.0936 U
PCB-166	41411-63-6	ng/g	2.31 J	< 0.0842 U	< 0.0843 U	< 0.0848 U	< 0.0812 U	< 0.0816 U	< 0.0827 U	< 0.0835 U	< 0.0824 U	< 0.0847 U	< 0.082 U	0.76 J	0.746 J	< 0.083 UJ	< 0.0844 U	1.8 J
PCB-167	52663-72-6	ng/g	19.1 J	5.18	2.05	4.5	0.263	2.51	2.2	< 0.0571 U	4.14	5.79	< 0.0561 U	5.47	5.99	2.22	4.66 J	15 J
PCB-169	32774-16-6	ng/g	< 0.0514 UJ	< 0.0509 UJ	< 0.051 UJ	< 0.0512 UJ	< 0.0491 UJ	< 0.0493 UJ	< 0.0499 UJ	< 0.0505 UJ	< 0.0498 UJ	< 0.0512 UJ	< 0.0495 UJ	< 0.0479 UJ	< 0.0514 UJ	< 0.0502 UJ	< 0.051 UJ	< 0.0506 UJ
PCB-170/190	PCB-170/190	ng/g	58.8 J	21.6	10	20.3	1.2	10.5	9.62 J	0.896 J	16.4 J	20.6 J	1.45 J	17.7	18.8	7.41	18.2 J	62.6 J
PCB-171	52663-71-5	ng/g	15.5 J	5.32	2.61	5.07	0.301	2.69	2.4 J	< 0.0655 UJ	4.38 J	5.17 J	< 0.0643 UJ	4.67	5.11	2.03	4.43 J	14.9 J
PCB-172/192	PCB-172/192	ng/g	6.96 J	2.87	1.39	2.5	< 0.141 U	1.52	1.37 J	< 0.145 UJ	2.2 J	2.69 J	< 0.142 UJ	2.67	2.96	1.16	2.28 J	7.7 J
PCB-173	68194-16-1	ng/g	1.59 J	< 0.0889 U	< 0.0891 U	< 0.0896 U	< 0.0858 U	< 0.0862 U	< 0.0873 UJ	< 0.0882 UJ	< 0.087 UJ	< 0.0895 UJ	< 0.0866 UJ	< 0.0838 UJ	< 0.0898 UJ	< 0.0877 UJ	< 0.0891 UJ	< 0.0885 UJ
PCB-174	38411-25-5	ng/g	46.4 J	17.6	7.79	16.4	1.02	8.71	7.83 J	0.741 J	12.6 J	15.9 J	0.984 J	14.9	16.4	6.83	14.3 J	52.1 J
PCB-175	40186-70-7	ng/g	1.8 J	0.538	< 0.0636 U	0.588	< 0.0613 U	0.337	0.291 J	< 0.063 UJ	0.562 J	0.617 J	< 0.0618 UJ	0.676	0.639	< 0.0626 U	0.484 J	1.86 J
PCB-176	52663-65-7	ng/g	5.07 J	1.83	0.835	1.85	0.117 J	0.939	0.878	< 0.0679 U	1.47	2.01	< 0.0666 U	1.73	1.94	0.718	1.47 J	5.69 J
PCB-177	52663-70-4	ng/g	27.2 J	10.8	5.22	10.2	0.644	5.7	5.05 J	0.432 J	8.31 J	10.2 J	0.583 J	9.61	10.3	4.05	9.26 J	30.2 J
PCB-178	52663-67-9	ng/g	9.02 J	3.9	1.96	3.58	0.237	2.24	2.04 J	< 0.0829 UJ	3.34 J	4.04 J	< 0.0814 UJ	3.61	3.93	1.43	3.65 J	10.2 J
PCB-179	52663-64-6	ng/g	15.2 J	6.07	3	5.64	0.359	3.41	3.12	0.215	4.91	6.4	0.41	6.1	6.75	2.38	4.95 J	17.5 J
PCB-180	35065-29-3	ng/g	91.9 J	35.8	16.8	34	2.19	19.1	17 J	1.56 J	27.5 J	33.8 J	2.13 J	33.8	36.9	14.7	30 J	108 J
PCB-181	74472-47-2	ng/g	< 0.0944 UJ	< 0.0935 U	< 0.0936 U	< 0.0941 U	< 0.0902 U	< 0.0906 U	< 0.0917 UJ	< 0.0927 UJ	< 0.0915 UJ	< 0.0941 UJ	< 0.091 UJ	< 0.0881 U	< 0.0944 U	< 0.0922 U	< 0.0937 UJ	< 0.093 UJ
PCB-182/187	PCB-182/187	ng/g	47.3 J	20.2	9.73	18.4	1.19	11.1	9.92 J	0.764 J	16.1 J	19.4 J	1.01 J	17.1	18.7	7.31	16.9 J	55 J
PCB-183	52663-69-1	ng/g	22.8 J	8.34	3.79	8.05	0.491	4.25	3.73 J	0.36 J	6.56 J	8.19 J	0.404 J	7.87	8.51	3.54	6.6 J	24.4 J
PCB-184	74472-48-3	ng/g	< 0.0496 U	< 0.0491 U	< 0.0492 U	< 0.0495 U	< 0.0474 U	< 0.0476 U	< 0.0482 U	< 0.0487 U	< 0.048 U	< 0.0494 U	< 0.0478 U	< 0.0463 U	< 0.0496 U	< 0.0484 U	< 0.0492 U	< 0.0489 U
PCB-185	52712-05-7	ng/g	4.85 J	2.06	0.783	1.94	< 0.0695 U	0.886	0.816 J	< 0.0714 UJ	1.3 J	1.81 J	< 0.0701 UJ	1.68	1.98	0.876	1.67 J	6.01 J
PCB-186	74472-49-4	ng/g	< 0.0745 U	< 0.0737 U	< 0.0739 U	< 0.0743 U	< 0.0712 U	< 0.0715 U	< 0.0724 U	< 0.0732 U	< 0.0722 U	< 0.0742 U	< 0.0718 U	< 0.0695 U	< 0.0744 U	< 0.0727 U	< 0.0739 U	< 0.0734 U
PCB-188	74487-85-7	ng/g	0.109 J	< 0.0536 U	< 0.0537 U	< 0.054 U	< 0.0518 U	< 0.052 U	< 0.0526 U	< 0.0532 U	< 0.0525 U	< 0.054 U	< 0.0522 U	< 0.0505 U	< 0.0541 U	< 0.0529 U	< 0.0538 U	< 0.0534 U
PCB-189	39635-31-9	ng/g	2.57 J	0.964 J	0.692 J	1.12 J	< 0.0533 UJ	0.472 J	0.476 J	< 0.0548 UJ	1.14 J	1.02 J	< 0.0538 UJ	0.922 J	1.06 J	0.388 J	1.06 J	2.88 J
PCB-191	74472-50-7	ng/g	1.9 J	0.625 J	0.396 J	0.706 J	< 0.132 UJ	0.365 J	0.254 J	< 0.136 UJ	0.479 J	0.826 J	< 0.133 UJ	0.869 J	0.818 J	0.286 J	0.603 J	1.95 J
PCB-193	69782-91-8	ng/g	3.9 J	1.87 J	0.765 J	1.63 J	< 0.178 UJ	1.05 J	0.868 J	< 0.183 UJ	1.52 J	1.82 J	< 0.179 UJ	2.3 J	2.18 J	1.01 J	1.79 J	4.84 J
PCB-194	35694-08-7	ng/g	21.3 J	13 J	8.53 J	139 J	2.46 J	8.68 J	154 J	< 0.157 UJ	11.4 J	13.4 J	< 0.154 UJ	14.4 J	15.6 J	6.07 J	12 J	33.2 J
PCB-195	52663-78-2	ng/g	15 J	3.93 J	2.08 J	3.24 J	< 0.145 UJ	2.37 J	2.25 J	< 0.149 UJ	3.53 J	3.89 J	< 0.146 UJ	5.28 J	5.6 J	1.5 J	3.62 J	11.1 J
PCB-196/203	PCB-196/203	ng/g	22.1 J	12 J	5.72 J	10.9 J	0.817 J	6.65 J	6.01 J	< 0.131 UJ	9.37 J	11.3 J	< 0.129 UJ	17.2 J	17.8 J	6.71 J	10.1 J	31.9 J
PCB-197	33091-17-7	ng/g	0.705 J	< 0.0588 UJ	< 0.0589 UJ	< 0.0592 UJ	< 0.0567 UJ	0.276 J	< 0.0577 UJ	< 0.0583 UJ	< 0.0575 UJ	0.445 J	< 0.0572 UJ	< 0.0554 U	< 0.0593 U	< 0.0579 U	0.508 J	1.11 J
PCB-198	68194-17-2	ng/g	1.17 J	0.693 J	< 0.0999 UJ	0.56 J	< 0.0963 UJ	0.416 J	0.386 J	< 0.099 UJ	0.755 J	0.676 J	< 0.0972 UJ	< 0.094 UJ	0.87 J	< 0.0984 UJ	0.616 J	1.49 J
PCB-199	52663-75-9	ng/g	18.5 J	9.79 J	5.58 J	8.83 J	0.889 J	5.87 J	5.37 J	< 0.091 UJ	8.53 J	9.8 J	< 0.0893 UJ	15.5 J	16.6 J	6.17 J	9.28 J	26.7 J
PCB-200	52663-73-7	ng/g	2.25 J	1.27	0.822	1.08	< 0.0822 U	0.858	0.777	< 0.0845 U	1.5	1.24	< 0.083 U	1.23	1.39	0.408	1.13 J	3.29 J
PCB-201	40186-71-8	ng/g	2.02 J	0.945	0.595	1.14	< 0.0493 U	0.733 J	< 0.0501 UJ	< 0.0507 U	0.919	1.05	< 0.0497 U	1.07	1.28	0.513	1.09 J	3.19 J
PCB-202	2136-99-4	ng/g	3.49 J	1.95 J	0.931 J	3.61 J	< 0.0617 UJ	1.11 J	< 0.0627 UJ	< 0.0634 UJ	1.74 J	1.93 J	< 0.0622 UJ	1.84	2.1	0.905	1.52 J	4.29 J
PCB-204	74472-52-9	ng/g	< 0.0998 U	< 0.0988 U	< 0.0989 U	< 0.0995 U	< 0.0953 U	< 0.0958 U	< 0.097 U	< 0.098 U	< 0.0967 U	< 0.0994 U	< 0.0962 U	< 0.0931 U	< 0.0997 U	< 0.0974 U	< 0.099 U	< 0.0983 U
PCB-205	74472-53-0	ng/g	0.908 J	< 0.0546 UJ	< 0.0547 UJ	< 0.055 UJ	< 0.0527 UJ	< 0.053 UJ	< 0.0536 UJ	< 0.0542 UJ	< 0.0535 UJ	< 0.055 UJ	< 0.0532 UJ	< 0.0515 UJ	0.724 J	< 0.0539 UJ	0.39 J	1.66 J
PCB-206	40186-72-9	ng/g	10.9 J	6.48 J	3.15 J	4.86 J	0.331 J	3.6 J	3.25 J	< 0.052 UJ	5.55 J	6.81 J	< 0.0511 UJ	6.11 J	6.77 J	2.63 J	4.85 J	13.2 J
PCB-207	52663-79-3	ng/g	1.09 J	0.643 J	< 0.0693 UJ	0.557 J	< 0.0668 UJ	0.315 J	0.439 J	< 0.0687 UJ	0.616 J	0.553 J	< 0.0674 UJ	0.64 J	0.862 J	< 0.0683 UJ	0.495 J	1.48 J
PCB-208	52663-77-1	ng/g	3.13 J	1.75 J	1.25 J	1.64 J	< 0.0668 UJ	1.03 J	0.967 J	< 0.0687 UJ	1.79 J	2.22 J	< 0.0674 UJ	2.01 J	2.1 J	0.856 J	1.82 J	3.51 J
PCB-209	2051-24-3	ng/g	6.25 J	3.95 J	2.49 J	3.02 J	< 0.044 UJ	2.11 J	1.85 J	< 0.0452 UJ	3.68 J	4.41 J	< 0.0444 UJ	4.01 J	4.18 J	1.29 J	3.35 J	5.23 J
Total Decachlorobiphenyls	RA_Total_DECPCB	ng/g	6.25	3.95	2.49	3.02	< 0.044 U	2.11	1.85	< 0.0452 U	3.68	4.41	< 0.0444 U	4.01	4.18	1.29	3.35	5.23
Total Dichlorobiphenyls	RA_Total_DIPCB	ng/g	362.26	188.05	248.72	133.69	8.606	124.2	172.22	3.299	398.46	392.13	9.786	197.31	269.32	50.507	196.14	463.22
Total Heptachlorobiphenyls	RA_Total_HEPPCB	ng/g	362.869	140.387	65.761	131.974	7.749	73.269	65.663	4.968	108.771	134.493	6.971	126.207	136.977	54.118	117.647	405.83
Total Hexachlorobiphenyls	RA_Total_HEXPCB	ng/g	1720.08	473.98	206.779	423.436	25.408	238.677	203.963	14.439	378.57	512.526	23.523	457.023	497.551	184.608	412.459	1470.94
Total Monochlorobiphenyls	RA_Total_MONPCB	ng/g	54.613	35.9	44.7	20.62	< 0.0472 U	25.97	33.9	< 0.0485 U	87.6	61.44	0.758	43.028	50.758	3.217	41.4	9.17
Total Nonachlorobiphenyls	RA_Total_NONPCB	ng/g	15.12	8.873	4.4	7.057	0.331	4.945	4.656	< 0.0687 U	7.956	9.583	< 0.0674 U	8.76	9.732	3.486	7.165	18.19
Total Octachlorobiphenyls	RA_Total_OCTPCB	ng/g	87.443	43.578	24.258	168.36	4.166	26.963	168.793	< 0.157 U	37.744	43.731	< 0.154 U	56.52	61.964	22.276	40.254	117.93
Total Pentachlorobiphenyls	RA_Total_PENPCB	ng/g	2331.54	833.736	471.044	797.03	56.257	551.084	478.328	31.4	671.56	968.678	44.448	996.861	1074.19	619.294	930.958	6632.15
Total Tetrachlorobiphenyls	RA_Total_TETPCB	ng/g	1031.43	725.313	796.846	720.031	71.208	543.875	514.427	23.397	1141.87	1524.34	52.909	1452.85	1681.71	1387.85	1278.24	18693.9
Total Trichlorobiphenyls	RA_Total_TRICPB	ng/g	362.145	222.21	420.61	234.94	20.797	169.382	186.68	6.535	703.8	707.78	21.447	423.083	577.906	415.719	369.94	10686.4
Total PCB Congeners	RA_Tot_PCB_Cong	ng/g	6333.75	2675.98	2285.61	2640.16	194.522	1760.47	1830.48	84.038	3540.01	4359.11	159.842	3765.65	4364.29	2742.36	3397.55	38502.9
Total PCB TEQ (Bird)	RA-TEQ-B-PCB	ng/g	2.1669227	1.10985424	0.80732082	1.2092762	0.07841923	0.76933022	0.73187746	0.0440284	0.6409861	0.9832619	0.0243389	1.71413272	1.8796489	1.54369268	1.4400558	9.8225298
Total PCB TEQ (Fish)	RA-TEQ-F-PCB	ng/g	0.0252103	0.00366932	0.00245391	0.0038914	0.00020969	0.00246331	0.00232478	0.00012284	0.00224045	0.00333625	0.00008026	0.00540716	0.005804	0.00878269	0.00933795	0.0522924
Total PCB TEQ (Mammal)	RA-TEQ-M-PCB	ng/g	0.3633628	0.00815692	0.00477246	0.0073574	0.00047814	0.00491986	0.00449268	0.00029954	0.0051957	0.0075205	0.00024056	0.01065996	0.011391	0.09753714	0.1092157	0.5299044
TAL Metals and Mercury																		
Aluminum	7429-90-5	mg/kg	7900	5900 J-	5200 J-	3900 J-	4400 J-	4400 J-	4400 J-	5500 J-	6100 J-	6600 J-	3800 J-	6400	7000	-	5500	8900
Calcium	7440-70-2	mg/kg	1800	3000	2500	1600	2000	1700	1600	570	12000	2900	790	2900	3200	-	2000	2000
Iron	7439-89-6	mg/kg	14000 EB	12000	8100	4600	11000	8200	8200	15000	16000	9800	7900	9200	12000	-	8800	8200
Magnesium	7439-95-4	mg/kg	1800	1700 J-	1900 J-	1200 J-	1800 J-	1600 J-	1400 J-	2200 J-	1700 J-	1800 J-	1600 J-	1600	1800	-	1400	2100
Potassium	7440-09-7	mg/kg	280 J-	290 J-	300 J-	170 J-	240 J-	170 J-	160 J-	280 J-	320 J-	220 J-	180 J-	210 J	250 J	-	190 J-	190 J-
Sodium	7440-23-5	mg/kg	310 J	220 J	160 J	< 650 U	100 J	120 J	130 J	100 J	360 J	370 J	< 400 U	420 J	460 J	-	260 J	320 J
Antimony	7440-36-0	mg/kg	< 2.1 U	< 1.5 U	< 1.5 U	< 1.5 U	< 0.87 U	< 1.2 U	< 0.95 U	< 0.83 U	1.9	1.9	0.14 J	< 1.1 U	< 1.3 U	-	< 1.5 U	< 1.6 U
Arsenic	7440-38-2	mg/kg	8.6	4.1 J	2.3 J	1.8 J	3.3 J	3.1 J	2.7 J	2.2 J	6.5 J	6.2 J	1.9 J	4.0	3.8	-	3.0	3.4
Barium	7440-39-3	mg/kg	69	62 J+	47 J+	51 J+	21 J+	39 J+	31 J+	21 J+	77 J+	72 J+	19 J+	52	45	-	40	43
Beryllium	7440-41-7	mg/kg	< 1.0 U	< 0.73 UJ	< 0.76 UJ	< 0.76 UJ	< 0.43 UJ	< 0.59 UJ	< 0.47 UJ	< 0.42 UJ	< 0.71 UJ	< 0.94 UJ	0.23 J-	< 0.55 U	< 0.66 U	-	< 0.74 U	< 0.79 U

Table 12
Phase 2 Reach Floodplain Soil Analytical Results
Phase 2 Data Evaluation Summary Memorandum
Lower Neponset River
Boston and Milton, Massachusetts

Analyte	CAS Number	Units	24D-0060 24D-0060-BS 5/31/2024 N 1 - 1.4 ft	24D-0061 24D-0061-AS 6/3/2024 N 0 - 1 ft	24D-0062 24D-0062-AS 6/3/2024 N 0 - 1 ft	24D-0062 24D-0062-BS 6/3/2024 N 1 - 2 ft	24D-0062 24D-0062-CS 6/3/2024 N 2 - 3 ft	24D-0063 24D-0063-AD 6/3/2024 FD 0 - 1 ft	24D-0063 24D-0063-AS 6/3/2024 N 0 - 1 ft	24D-0063 24D-0063-BS 6/3/2024 N 1 - 2 ft	24D-0064 24D-0064-AS 6/3/2024 N 0 - 1 ft	24D-0064 24D-0064-BS 6/3/2024 N 1 - 2 ft	24D-0064 24D-0064-CS 6/3/2024 N 2 - 2.8 ft	24D-0065 24D-0065-AD 6/5/2024 FD 0 - 1 ft	24D-0065 24D-0065-AS 6/5/2024 N 0 - 1 ft	24D-0065 24D-0065-BS 6/5/2024 N 1 - 1.2 ft	24D-0066 24D-0066-AS 6/4/2024 N 0 - 1 ft	24D-0066 24D-0066-BS 6/4/2024 N 1 - 1.8 ft
Cadmium	7440-43-9	mg/kg	0.88 J-	0.64 J-	0.62 J-	0.67 J-	0.13 J-	0.26 J-	0.27 J-	0.10 J-	1.3 J-	1.7 J-	0.085 J-	0.42 J-	0.28 J-	-	0.36 J-	0.67 J-
Chromium, Total	7440-47-3	mg/kg	74 EB	61 JEB	48 JEB	51 JEB	18 JEB	39 JEB	31 JEB	13 JEB	58 JEB	70 JEB	19 JEB	64 EB	53 EB	-	31 EB	74 EB
Cobalt	7440-48-4	mg/kg	4.2	3.7 J+	3.3 J+	2.5 J+	5.0 J+	3.3 J+	2.5 J+	3.8 J+	4.9 J+	3.2 J+	4.1 J+	3.8	3.1	-	1.9	2.0
Copper	7440-50-8	mg/kg	96	85 J	74 J	87 J	32 J	58 J	48 J	22 J	97 J	120 J	22 J	75 J	65 J	-	54	80
Lead	7439-92-1	mg/kg	280	170 J+	99 J+	130 J+	15 J+	110 J+	84 J+	8.9 J+	140 J+	220 J+	16 J+	220	180	-	120	170
Manganese	7439-96-5	mg/kg	180 EB	310 JEB	160 JEB	65 JEB	150 JEB	98 JEB	79 JEB	150 JEB	390 JEB	85 JEB	130 JEB	89 JEB	84 JEB	-	77 EB	35 EB
Nickel	7440-02-0	mg/kg	15	11 J	12 J	8.8 J	11 J	11 J	8.9 J	7.2 J	12 J	12 J	7.0 J	14	11	-	4.8 J-	4.0 J-
Selenium	7782-49-2	mg/kg	< 5.2 UJ	1.3 J	0.81 J	0.93 J	0.44 J	0.76 J	0.74 J	0.28 J	1.2 J	1.5 J	< 1.8 U	0.50 J-	< 3.3 UJ	-	< 3.7 UJ	< 4.0 UJ
Silver	7440-22-4	mg/kg	0.76 J	0.39 J	0.39 J	0.47 J	0.065 J	0.20 J	0.18 J	< 0.42 U	0.42 J	0.56 J	0.078 J	0.48 J	0.42 J	-	0.36 J	0.49 J
Thallium	7440-28-0	mg/kg	0.083 J	< 0.73 U	0.15 J	0.092 J	0.035 J	0.041 J	0.038 J	< 0.42 U	0.057 J	0.066 J	0.043 J	0.061 J	0.046 J	-	< 0.74 U	< 0.79 U
Vanadium	7440-62-2	mg/kg	36	24	20	15	18	19	16	16	30	38	16	27	23	-	17	24
Zinc	7440-66-6	mg/kg	170 EB	110 JEB	97 JEB	76 JEB	47 JEB	110 JEB	91 JEB	36 JEB	190 JEB	170 JEB	36 JEB	93 JEB	71 JEB	-	60 EB	61 EB
Mercury	7439-97-6	mg/kg	0.99	0.60 J-	0.35 J-	0.75 J-	< 0.099 UJ	0.63 J	0.32 J	< 0.088 UJ	0.55 J-	0.74 J-	< 0.096 UJ	0.67	0.66	-	0.48	1.0
TCL VOCs																		
1,1,1-Trichloroethane (TCA)	71-55-6	ug/kg	< 8.5 U	< 8.3 U	< 7.5 U	< 9.0 U	< 5.1 U	< 7.8 U	< 7.7 U	< 6.6 U	< 13 U	< 11 U	< 5.1 U	< 7.0 U	< 6.9 U	-	< 8.3 U	< 9.6 U
1,1,2,2-TETRACHLOROETHANE	79-34-5	ug/kg	< 8.5 U	< 8.3 U	< 7.5 U	< 9.0 U	< 5.1 U	< 7.8 U	< 7.7 U	< 6.6 U	< 13 U	< 11 U	< 5.1 U	< 7.0 U	< 6.9 U	-	< 8.3 U	< 9.6 U
1,1,2-TRICHLORO-1,2,2-TRIFLUOROETHANE	76-13-1	ug/kg	< 8.5 U	< 8.3 U	< 7.5 U	< 9.0 U	< 5.1 U	< 7.8 U	< 7.7 U	< 6.6 U	< 13 U	< 11 U	< 5.1 U	< 7.0 U	< 6.9 U	-	< 8.3 U	< 9.6 U
1,1,2-Trichloroethane	79-00-5	ug/kg	< 8.5 U	< 8.3 U	< 7.5 U	< 9.0 U	< 5.1 U	< 7.8 U	< 7.7 U	< 6.6 U	< 13 U	< 11 U	< 5.1 U	< 7.0 U	< 6.9 U	-	< 8.3 U	< 9.6 U
1,1-Dichloroethane	75-34-3	ug/kg	< 8.5 U	< 8.3 U	< 7.5 U	< 9.0 U	< 5.1 U	< 7.8 U	< 7.7 U	< 6.6 U	< 13 U	< 11 U	< 5.1 U	< 7.0 U	< 6.9 U	-	< 8.3 U	< 9.6 U
1,1-Dichloroethene	75-35-4	ug/kg	< 8.5 UJ	< 8.3 U	< 7.5 U	< 9.0 U	< 5.1 U	< 7.8 U	< 7.7 U	< 6.6 U	< 13 U	< 11 U	< 5.1 U	< 7.0 U	< 6.9 U	-	< 8.3 U	< 9.6 U
1,2,3-Trichlorobenzene	87-61-6	ug/kg	< 8.5 U	< 8.3 UJ	< 7.5 UJ	< 9.0 U	< 5.1 U	< 7.8 UJ	< 7.7 U	< 6.6 U	< 13 U	< 11 UJ	< 5.1 U	< 7.0 U	< 6.9 U	-	< 780 U	< 9.6 U
1,2,3-TRICHLOROPROPANE	96-18-4	ug/kg	< 8.5 U	< 8.3 U	< 7.5 U	< 9.0 U	< 5.1 U	< 7.8 U	< 7.7 U	< 6.6 U	< 13 U	< 11 U	< 5.1 U	< 7.0 U	< 6.9 U	-	< 8.3 U	< 9.6 U
1,2,4-TRICHLOROBENZENE	120-82-1	ug/kg	< 8.5 U	< 8.3 UJ	< 7.5 UJ	< 9.0 U	< 5.1 U	< 7.8 UJ	< 7.7 U	< 6.6 U	< 13 U	< 11 UJ	< 5.1 U	< 7.0 U	< 6.9 U	-	< 780 U	< 9.6 U
1,2,4-Trimethylbenzene	95-63-6	ug/kg	< 8.5 U	< 8.3 UJ	< 7.5 UJ	< 9.0 U	< 5.1 U	< 7.8 U	< 7.7 U	< 6.6 U	< 13 U	< 11 UJ	< 5.1 U	< 7.0 U	< 6.9 U	-	< 780 U	< 9.6 U
1,2-Dibromo-3-Chloropropane	96-12-8	ug/kg	< 8.5 U	< 8.3 UJ	< 7.5 UJ	< 9.0 U	< 5.1 U	< 7.8 U	< 7.7 U	< 6.6 U	< 13 U	< 11 UJ	< 5.1 U	< 7.0 U	< 6.9 U	-	< 780 U	< 9.6 U
1,2-Dibromoethane (Ethylene Dibromide)	106-93-4	ug/kg	< 8.5 U	< 8.3 U	< 7.5 U	< 9.0 U	< 5.1 U	< 7.8 U	< 7.7 U	< 6.6 U	< 13 U	< 11 U	< 5.1 U	< 7.0 U	< 6.9 U	-	< 8.3 U	< 9.6 U
1,2-Dichlorobenzene	95-50-1	ug/kg	< 8.5 U	< 8.3 UJ	< 7.5 UJ	< 9.0 U	< 5.1 U	< 7.8 UJ	< 7.7 U	< 6.6 U	< 13 U	< 11 UJ	< 5.1 U	< 7.0 U	< 6.9 U	-	< 780 U	< 9.6 U
1,2-Dichloroethane	107-06-2	ug/kg	< 8.5 U	< 8.3 U	< 7.5 U	< 9.0 U	< 5.1 U	< 7.8 U	< 7.7 U	< 6.6 U	< 13 U	< 11 U	< 5.1 U	< 7.0 U	< 6.9 U	-	< 8.3 U	< 9.6 U
1,2-DICHLOROPROPANE	78-87-5	ug/kg	< 8.5 U	< 8.3 U	< 7.5 U	< 9.0 U	< 5.1 U	< 7.8 U	< 7.7 U	< 6.6 U	< 13 U	< 11 U	< 5.1 U	< 7.0 U	< 6.9 U	-	< 8.3 U	< 9.6 U
1,3,5-Trimethylbenzene (Mesitylene)	108-67-8	ug/kg	< 8.5 U	< 8.3 UJ	< 7.5 UJ	< 9.0 U	< 5.1 U	< 7.8 U	< 7.7 U	< 6.6 U	< 13 U	< 11 UJ	< 5.1 U	< 7.0 U	< 6.9 U	-	< 780 U	< 9.6 U
1,3-DICHLOROBENZENE	541-73-1	ug/kg	< 8.5 U	< 8.3 UJ	< 7.5 UJ	< 9.0 U	< 5.1 U	< 7.8 UJ	< 7.7 U	< 6.6 U	< 13 U	< 11 UJ	< 5.1 U	< 7.0 U	< 6.9 U	-	< 780 U	< 9.6 U
1,4-DICHLOROBENZENE	106-46-7	ug/kg	< 8.5 U	< 8.3 UJ	< 7.5 UJ	< 9.0 U	< 5.1 U	< 7.8 UJ	< 7.7 U	< 6.6 U	< 13 U	< 11 UJ	< 5.1 U	< 7.0 U	< 6.9 U	-	< 780 U	< 9.6 U
2-HEXANONE	591-78-6	ug/kg	< 17 U	< 17 U	< 15 U	< 18 U	< 10 U	< 16 U	< 15 U	< 13 U	< 25 U	< 22 U	< 10 U	< 14 U	< 14 U	-	< 17 U	< 19 U
ACETONE	67-64-1	ug/kg	< 17 U	< 17 U	< 15 U	< 18 U	< 10 U	< 16 U	< 15 U	< 13 U	< 25 U	73 EB	< 10 U	< 14 U	< 14 U	-	< 17 U	30 TB
Benzene	71-43-2	ug/kg	< 8.5 U	< 8.3 U	< 7.5 U	< 9.0 U	< 5.1 U	< 7.8 U	< 7.7 U	< 6.6 U	< 13 U	< 11 U	< 5.1 U	< 7.0 U	< 6.9 U	-	< 8.3 U	< 9.6 U
BROMOCHLOROMETHANE	74-97-5	ug/kg	< 8.5 U	< 8.3 U	< 7.5 U	< 9.0 U	< 5.1 U	< 7.8 U	< 7.7 U	< 6.6 U	< 13 U	< 11 U	< 5.1 U	< 7.0 U	< 6.9 U	-	< 8.3 U	< 9.6 U
BROMODICHLOROMETHANE	75-27-4	ug/kg	< 8.5 U	< 8.3 U	< 7.5 U	< 9.0 U	< 5.1 U	< 7.8 U	< 7.7 U	< 6.6 U	< 13 U	< 11 U	< 5.1 U	< 7.0 U	< 6.9 U	-	< 8.3 U	< 9.6 U
BROMOFORM	75-25-2	ug/kg	< 8.5 U	< 8.3 UJ	< 7.5 UJ	< 9.0 U	< 5.1 U	< 7.8 U	< 7.7 U	< 6.6 U	< 13 U	< 11 UJ	< 5.1 U	< 7.0 U	< 6.9 U	-	< 780 U	< 9.6 U
BROMOMETHANE	74-83-9	ug/kg	< 8.5 U	< 8.3 U	< 7.5 U	< 9.0 U	< 5.1 U	< 7.8 U	< 7.7 U	< 6.6 U	< 13 U	< 11 U	< 5.1 U	< 7.0 U	< 6.9 U	-	< 8.3 U	< 9.6 U
CARBON DISULFIDE	75-15-0	ug/kg	< 8.5 U	< 8.3 U	< 7.5 U	< 9.0 U	< 5.1 U	< 7.8 U	< 7.7 U	< 6.6 U	< 13 U	< 11 U	< 5.1 U	< 7.0 U	< 6.9 U	-	< 8.3 U	< 9.6 U
CARBON TETRACHLORIDE	56-23-5	ug/kg	< 8.5 U	< 8.3 U	< 7.5 U	< 9.0 U	< 5.1 U	< 7.8 U	< 7.7 U	< 6.6 U	< 13 U	< 11 U	< 5.1 U	< 7.0 U	< 6.9 U	-	< 8.3 U	< 9.6 U
Chlorobenzene	108-90-7	ug/kg	< 8.5 UJ	< 8.3 U	< 7.5 U	< 9.0 U	< 5.1 U	< 7.8 UJ	< 7.7 U	< 6.6 U	< 13 U	< 11 U	< 5.1 U	< 7.0 U	< 6.9 U	-	< 8.3 U	< 9.6 U
CHLOROETHANE	75-00-3	ug/kg	< 8.5 U	< 8.3 U	< 7.5 U	< 9.0 U	< 5.1 U	< 7.8 U	< 7.7 U	< 6.6 U	< 13 U	< 11 U	< 5.1 U	< 7.0 U	< 6.9 U	-	< 8.3 U	< 9.6 U
Chloroform	67-66-3	ug/kg	< 8.5 U	< 8.3 U	< 7.5 U	< 9.0 U	< 5.1 U	< 7.8 U	< 7.7 U	< 6.6 U	< 13 U	< 11 U	< 5.1 U	< 7.0 U	< 6.9 U	-	< 8.3 U	< 9.6 U
CHLOROMETHANE	74-87-3	ug/kg	< 8.5 U	< 8.3 U	< 7.5 U	< 9.0 U	< 5.1 U	< 7.8 U	< 7.7 U	< 6.6 U	< 13 U	< 11 U	< 5.1 U	< 7.0 U	< 6.9 U	-	< 8.3 U	< 9.6 U
CIS-1,2-DICHLOROETHYLENE	156-59-2	ug/kg	< 8.5 U	< 8.3 U	< 7.5 U	< 9.0 U	< 5.1 U	< 7.8 U	< 7.7 U	< 6.6 U	< 13 U	< 11 U	< 5.1 U	< 7.0 U	< 6.9 U	-	< 8.3 U	< 9.6 U
cis-1,3-Dichloropropene	10061-01-5	ug/kg	< 8.5 U	< 8.3 U	< 7.5 U	< 9.0 U	< 5.1 U	< 7.8 U	< 7.7 U	< 6.6 U	< 13 U	< 11 U	< 5.1 U	< 7.0 U	< 6.9 U	-	< 8.3 U	< 9.6 U
Cyclohexane	110-82-7	ug/kg	< 8.5 U	< 8.3 U	< 7.5 U	< 9.0 U	< 5.1 U	< 7.8 U	< 7.7 U	< 6.6 U	< 13 U	< 11 U	< 5.1 U	< 7.0 U	< 6.9 U	-	< 8.3 U	< 9.6 U
DIBROMOCHLOROMETHANE	124-48-1	ug/kg	< 8.5 U	< 8.3 U	< 7.5 U	< 9.0 U	< 5.1 U	< 7.8 U	< 7.7 U	< 6.6 U	< 13 U	< 11 U	< 5.1 U	< 7.0 U	< 6.9 U	-	< 8.3 U	< 9.6 U
Dichlorodifluoromethane	75-71-8	ug/kg	< 8.5 U	< 8.3 U	< 7.5 U	< 9.0 U	< 5.1 U	< 7.8 U	< 7.7 U	< 6.6 U	< 13 U	< 11 U	< 5.1 U	< 7.0 U	< 6.9 U	-	< 8.3 U	< 9.6 U
Ethylbenzene	100-41-4	ug/kg	< 8.5 U	< 8.3 U	< 7.5 U	< 9.0 U	< 5.1 U	< 7.8 U	< 7.7 U	< 6.6 U	< 13 U	< 11 U	< 5.1 U	< 7.0 U	< 6.9 U	-	< 8.3 U	< 9.6 U
Isopropylbenzene (Cumene)	98-82-8	ug/kg	< 8.5 U	< 8.3 UJ	< 7.5 UJ	< 9.0 U	< 5.1 U	< 7.8 U	< 7.7 U	< 6.6 U	< 13 U	< 11 UJ	< 5.1 U	< 7.0 U	< 6.9 U	-	< 780 U	< 9.6 U
m,p-Xylene	179601-23-1	ug/kg	< 8.5 U	< 8.3 U	< 7.5 U	< 9.0 U	< 5.1 U	< 7.8 U	< 7.7 U	< 6.6 U	< 13 U	< 11 U	< 5.1 U	< 7.0 U	< 6.9 U	-	< 8.3 U	< 9.6 U
METHYL ACETATE	79-20-9	ug/kg	< 8.5 U	< 8.3 U	< 7.5 U	< 9.0 U	< 5.1 U	< 7.8 U	< 7.7 U	< 6.6 U	< 13 U	< 11 U	< 5.1 U	< 7.0 U	< 6.9 U	-	< 8.3 U	< 9.6 U
Methyl Ethyl Ketone (2-Butanone)	78-93-3	ug/kg	< 17 U	< 17 U	< 15 U	< 18 U	< 10 U	< 16 U	< 15 U	< 13 U	< 25 U	33	< 10 U	< 14 U	< 14 U	-	< 17 U	16 J
METHYL ISOBUTYL KETONE (4-METHYL-2-PENTANONE)	108-10-1	ug/kg	< 17 U	< 17 U	< 15 U	< 18 U	< 10 U	< 16 U	< 15 U	< 13 U	< 25 U	< 22 U	< 10 U	< 14 U	< 14 U	-	< 17 U	< 19 U
Methylcyclohexane	108-87-2	ug/kg	< 8.5 U	< 8.3 U	< 7.5 U	< 9.0 U	< 5.1 U	< 7.8 U	< 7.7 U	< 6.6 U	< 13 U	< 11 U	< 5.1 U	< 7.0 U	< 6.9 U	-	< 8.3 U	< 9.6 U
Methylene Chloride	75-09-2	ug/kg	< 8.5 U	< 8.3 U	< 7.5 U	< 9.0 U	< 5.1 U	< 7.8 U	< 7.7 U	< 6.6 U	< 13 U	< 11 U	< 5.1 U	< 7.0 U	< 6.9 U	-	< 8.3 U	< 9.6 U
o-Xylene (1,2-Dimethylbenzene)	95-47-6	ug/kg	< 8.5 U	< 8.3 U	< 7.5 U	< 9.0 U	< 5.1 U	< 7.8 U	< 7.7 U	< 6.6 U	< 13 U	< 11 U	< 5.1 U	< 7.0 U	< 6.9 U	-	< 8.3 U	< 9.6 U
Styrene	100-42-5	ug/kg	< 8.5 U	< 8.3 U	< 7.5 U	< 9.0 U	< 5.1 U	< 7.8 U	< 7.7 U	< 6.6 U	< 13 U	< 11 U	< 5.1 U	< 7.0 U	< 6.9 U	-	< 8.3 U	< 9.6 U
TERT-BUTYL METHYL ETHER	1634-04-4	ug/kg	< 8.5 U	< 8.3 U	< 7.5 U	< 9.0 U	< 5.1 U	< 7.8 U	< 7.7 U	< 6.6 U	< 13 U	< 11 U	< 5.1 U	< 7.0 U	< 6.9 U	-	< 8.3 U	< 9.6 U
Tetrachloroethylene (PCE)	127-18-4	ug/kg	< 8.5 U	< 8.3 U	< 7.5 U	< 9.0 U	< 5.1 U	< 7.8 U	< 7.7 U	< 6.6 U	< 13 U	< 11 U	< 5.1 U	< 7.0 U	< 6.9 U	-	< 8.3 U	< 9.6 U
Toluene	108-88-3	ug/kg	< 8.5 UJ	< 8.3 U	< 7.5 U	< 9.0 U	< 5.1 U	< 7.8 U	< 7.7 U	< 6.6 U	< 13 U	< 11 U	< 5.1 U	< 7.0 U	< 6.9 U	-	< 8.3 U	< 9.6 U
Trans-1,2-Dichloroethylene	156-60-5	ug/kg	< 8.5 U	< 8.3 U	< 7.5 U	< 9.0 U	< 5.1 U	< 7.8 U	< 7.7 U	< 6.6 U	< 13 U	< 11 U	< 5.1 U	< 7.0 U	< 6.9 U	-	< 8.3 U	< 9.6 U
Trans-1,3-Dichloropropene	10061-02-6	ug/kg	< 8.5 U	< 8.3 U	< 7.5 U	< 9.0 U	< 5.1 U	< 7.8 U	< 7.7 U	< 6.6 U	< 13 U	< 11 U	< 5.1 U	< 7.0 U	< 6.9 U	-	< 8.3 U	< 9.6 U
Trichloroethylene (TCE)	79-01-6	ug/kg	< 8.5 UJ	< 8.3 U	< 7.5 U	< 9.0 U	< 5.1 U	< 7.8 U	< 7.7 U	< 6.6 U	< 13 U	< 11 U	< 5.1 U	< 7.0 U	< 6.9 U	-	< 8.3 U	< 9.6 U
Trichlorofluoromethane	75-69-4	ug/kg	< 8.5 U	< 8.3 U	< 7.5 U	< 9.0 U	< 5.1 U	< 7.8 U	< 7.7 U	< 6.6 U	< 13 U	< 11 U	< 5.1 U	< 7.0 U	< 6.9 U	-	< 8.3 U	< 9.6 U
Vinyl Chloride	75-01-4	ug/kg	< 8.5 U	< 8.3 U	< 7.5 U	< 9.0 U	< 5.1 U	< 7.8 U	< 7.7 U	< 6.6 U	< 13 U	< 11 U	< 5.1 U	< 7.0 U	< 6.9 U	-	< 8.3 U	< 9.6 U

Table 12
Phase 2 Reach Floodplain Soil Analytical Results
Phase 2 Data Evaluation Summary Memorandum
Lower Neponset River
Boston and Milton, Massachusetts

			24D-0060 24D-0060-BS 5/31/2024 N 1 - 1.4 ft	24D-0061 24D-0061-AS 6/3/2024 N 0 - 1 ft	24D-0062 24D-0062-AS 6/3/2024 N 0 - 1 ft	24D-0062 24D-0062-BS 6/3/2024 N 1 - 2 ft	24D-0062 24D-0062-CS 6/3/2024 N 2 - 3 ft	24D-0063 24D-0063-AD 6/3/2024 FD 0 - 1 ft	24D-0063 24D-0063-AS 6/3/2024 N 0 - 1 ft	24D-0063 24D-0063-BS 6/3/2024 N 1 - 2 ft	24D-0064 24D-0064-AS 6/3/2024 N 0 - 1 ft	24D-0064 24D-0064-BS 6/3/2024 N 1 - 2 ft	24D-0064 24D-0064-CS 6/3/2024 N 2 - 2.8 ft	24D-0065 24D-0065-AD 6/5/2024 FD 0 - 1 ft	24D-0065 24D-0065-AS 6/5/2024 N 0 - 1 ft	24D-0065 24D-0065-BS 6/5/2024 N 1 - 1.2 ft	24D-0066 24D-0066-AS 6/4/2024 N 0 - 1 ft	24D-0066 24D-0066-BS 6/4/2024 N 1 - 1.8 ft
Analyte	CAS Number	Units															
TCL SVOCs																	
1,2,4,5-TETRACHLOROBENZENE	95-94-3	ug/kg	< 370 U	< 290 U	< 260 U	< 270 U	< 170 U	< 230 U	< 220 U	< 180 U	< 350 U	< 370 U	< 180 U	< 270 U	< 280 U	-	< 310 U	< 340 U
1,4-Dioxane (P-Dioxane)	123-91-1	ug/kg	< 150 U	< 120 U	< 100 U	< 110 U	< 69 U	< 89 U	< 86 U	< 70 U	< 140 U	< 140 U	< 70 U	< 110 U	< 110 U	-	< 120 U	< 130 U
1-Methylnaphthalene	90-12-0	ug/kg	1.9 J	4.7 J	2.5 J	< 5.2 U	< 3.4 U	< 4.4 U	< 4.2 U	< 3.5 U	2.1 J	3.5 J	< 3.5 U	3.5 J	1.8 J	-	< 6.0 U	< 6.6 U
2,3,4,6-TETRACHLOROPHENOL	58-90-2	ug/kg	< 370 U	< 290 U	< 260 U	< 270 U	< 170 U	< 230 U	< 220 U	< 180 U	< 350 U	< 370 U	< 180 U	< 270 U	< 280 U	-	< 310 U	< 340 U
2,4,5-TRICHLOROPHENOL	95-95-4	ug/kg	< 370 U	< 290 U	< 260 U	< 270 U	< 170 U	< 230 U	< 220 U	< 180 U	< 350 U	< 370 U	< 180 U	< 270 U	< 280 U	-	< 310 U	< 340 U
2,4,6-TRICHLOROPHENOL	88-06-2	ug/kg	< 370 U	< 290 U	< 260 U	< 270 U	< 170 U	< 230 U	< 220 U	< 180 U	< 350 U	< 370 U	< 180 U	< 270 U	< 280 U	-	< 310 U	< 340 U
2,4-DICHLOROPHENOL	120-83-2	ug/kg	< 370 U	< 290 U	< 260 U	< 270 U	< 170 U	< 230 U	< 220 U	< 180 U	< 350 U	< 370 U	< 180 U	< 270 U	< 280 U	-	< 310 U	< 340 U
2,4-DIMETHYLPHENOL	105-67-9	ug/kg	< 370 UJ	< 290 UJ	< 260 UJ	< 270 UJ	< 170 UJ	< 230 UJ	< 220 UJ	< 180 UJ	< 350 UJ	< 370 UJ	< 180 UJ	< 270 UJ	< 280 UJ	-	< 310 UJ	< 340 UJ
2,4-DINITROPHENOL	51-28-5	ug/kg	< 730 U	< 570 U	< 510 U	< 520 U	< 340 U	< 440 U	< 420 U	< 350 U	< 690 U	< 720 U	< 350 U	< 530 U	< 540 U	-	< 600 U	< 660 U
2,4-DINITROTOLUENE	121-14-2	ug/kg	< 370 U	< 290 U	< 260 U	< 270 U	< 170 U	< 230 U	< 220 U	< 180 U	< 350 U	< 370 U	< 180 U	< 270 U	< 280 U	-	< 310 U	< 340 U
2,6-DINITROTOLUENE	606-20-2	ug/kg	< 370 U	< 290 U	< 260 U	< 270 U	< 170 U	< 230 U	< 220 U	< 180 U	< 350 U	< 370 U	< 180 U	< 270 U	< 280 U	-	< 310 U	< 340 U
2-CHLORONAPHTHALENE	91-58-7	ug/kg	< 370 U	< 290 U	< 260 U	< 270 U	< 170 U	< 230 U	< 220 U	< 180 U	< 350 U	< 370 U	< 180 U	< 270 U	< 280 U	-	< 310 U	< 340 U
2-CHLOROPHENOL	95-57-8	ug/kg	< 370 U	< 290 U	< 260 U	< 270 U	< 170 U	< 230 U	< 220 U	< 180 U	< 350 U	< 370 U	< 180 U	< 270 U	< 280 U	-	< 310 U	< 340 U
2-Methylnaphthalene	91-57-6	ug/kg	2.4 J	6.0	3.1 J	< 5.2 U	< 3.4 U	< 4.4 U	0.90 J	< 3.5 U	2.8 J	4.3 J	< 3.5 U	4.8 J	2.1 J	-	< 6.0 U	< 6.6 U
2-METHYLPHENOL (O-CRESOL)	95-48-7	ug/kg	< 730 U	< 570 U	< 510 U	< 520 U	< 340 U	< 440 U	< 420 U	< 350 U	< 690 U	< 720 U	< 350 U	< 530 U	< 540 U	-	< 600 U	< 660 U
2-NITROANILINE	88-74-4	ug/kg	< 370 U	< 290 U	< 260 U	< 270 U	< 170 U	< 230 U	< 220 U	< 180 U	< 350 U	< 370 U	< 180 U	< 270 U	< 280 U	-	< 310 U	< 340 U
2-NITROPHENOL	88-75-5	ug/kg	< 370 U	< 290 U	< 260 U	< 270 U	< 170 U	< 230 U	< 220 U	< 180 U	< 350 U	< 370 U	< 180 U	< 270 U	< 280 U	-	< 310 U	< 340 U
3,3'-DICHLOROBENZIDINE	91-94-1	ug/kg	< 730 U	< 570 U	< 510 U	< 520 U	< 340 U	< 440 U	< 420 U	< 350 U	< 690 U	< 720 U	< 350 U	< 530 U	< 540 U	-	< 600 U	< 660 U
3-NITROANILINE	99-09-2	ug/kg	< 730 U	< 570 U	< 510 U	< 520 U	< 340 U	< 440 U	< 420 U	< 350 U	< 690 U	< 720 U	< 350 U	< 530 U	< 540 U	-	< 600 U	< 660 U
4,6-DINITRO-2-METHYLPHENOL	534-52-1	ug/kg	< 730 U	< 570 U	< 510 U	< 520 U	< 340 U	< 440 U	< 420 U	< 350 U	< 690 U	< 720 U	< 350 U	< 530 U	< 540 U	-	< 600 U	< 660 U
4-BROMOPHENYL PHENYL ETHER	101-55-3	ug/kg	< 370 U	< 290 U	< 260 U	< 270 U	< 170 U	< 230 U	< 220 U	< 180 U	< 350 U	< 370 U	< 180 U	< 270 U	< 280 U	-	< 310 U	< 340 U
4-CHLORO-3-METHYLPHENOL	59-50-7	ug/kg	< 370 U	< 290 U	< 260 U	< 270 U	< 170 U	< 230 U	< 220 U	< 180 U	< 350 U	< 370 U	< 180 U	< 270 U	< 280 U	-	< 310 U	< 340 U
4-CHLOROANILINE	106-47-8	ug/kg	< 730 U	< 570 U	< 510 U	< 520 U	< 340 U	< 440 U	< 420 U	< 350 U	< 690 U	< 720 U	< 350 U	< 530 U	< 540 U	-	< 600 U	< 660 U
4-CHLOROPHENYL PHENYL ETHER	7005-72-3	ug/kg	< 370 U	< 290 U	< 260 U	< 270 U	< 170 U	< 230 U	< 220 U	< 180 U	< 350 U	< 370 U	< 180 U	< 270 U	< 280 U	-	< 310 U	< 340 U
4-METHYLPHENOL (P-CRESOL)	106-44-5	ug/kg	< 730 U	< 570 U	< 510 U	< 520 U	< 340 U	< 440 U	< 420 U	< 350 U	< 690 U	< 720 U	< 350 U	< 530 U	< 540 U	-	< 600 U	< 660 U
4-Nitroaniline	100-01-6	ug/kg	< 730 U	< 570 U	< 510 U	< 520 U	< 340 U	< 440 U	< 420 U	< 350 U	< 690 U	< 720 U	< 350 U	< 530 U	< 540 U	-	< 600 U	< 660 U
4-NITROPHENOL	100-02-7	ug/kg	< 730 U	< 570 U	< 510 U	< 520 U	< 340 U	< 440 U	< 420 U	< 350 U	< 690 U	< 720 U	< 350 U	< 530 U	< 540 U	-	< 600 U	< 660 U
Acenaphthene	83-32-9	ug/kg	6.6 J	21	12	3.6 J	0.69 J	2.0 J	2.6 J	6.6	11	22	0.74 J	15	6.7	-	2.7 J	2.3 J
ACENAPHTHYLENE	208-96-8	ug/kg	7.5	29	24	3.3 J	2.1 J	5.6	6.0	3.0 J	17	17	2.5 J	6.9	5.7	-	4.9 J	2.4 J
Acetophenone	98-86-2	ug/kg	< 730 U	< 570 U	< 510 U	< 520 U	< 340 U	< 440 U	< 420 U	< 350 U	< 690 U	< 720 U	< 350 U	< 530 U	< 540 U	-	< 600 U	< 660 U
ANTHRACENE	120-12-7	ug/kg	21	85	62	13	3.6	8.1	11	52	56	84	3.7	33 J	18 J	-	8.4	7.0
ATRAZINE	1912-24-9	ug/kg	< 730 U	< 570 U	< 510 U	< 520 U	< 340 U	< 440 U	< 420 U	< 350 U	< 690 U	< 720 U	< 350 U	< 530 U	< 540 U	-	< 600 U	< 660 U
BENZALDEHYDE	100-52-7	ug/kg	< 730 U	< 570 U	< 510 U	< 520 U	< 340 U	< 440 U	< 420 U	< 350 U	< 690 U	< 720 U	< 350 U	< 530 U	< 540 U	-	< 600 U	< 660 U
BENZO(A)ANTHRACENE	56-55-3	ug/kg	81	330	320	32	12	28	33	140	230	310	12	200 J	140 J	-	48	24
BENZO(A)PYRENE	50-32-8	ug/kg	48	220	170	35	14	30	42	70	140	97	14	110	62	-	60	28
Benzo(B)Fluoranthene	205-99-2	ug/kg	120	520	380	47	19	41	61	130	390	430	21	330	220	-	77	35
Benzo(G,H,I)Perylene	191-24-2	ug/kg	5.6 J	23	17	20	9.1	19	27	34	13	17	9.7	12	7.9	-	43	19
Benzo(K)Fluoranthene	207-08-9	ug/kg	38	160	140	17	7.2	13	18	31	110	140	6.1	79 J	58 J	-	30	14
BENZYL BUTYL PHTHALATE	85-68-7	ug/kg	150 J	< 290 U	< 260 U	< 270 U	< 170 U	< 230 U	< 220 U	< 180 U	< 350 U	< 370 U	< 180 U	< 270 U	< 280 U	-	< 310 U	< 340 U
BIPHENYL (DIPHENYL)	92-52-4	ug/kg	< 370 U	< 290 U	< 260 U	< 270 U	< 170 U	< 230 U	< 220 U	< 180 U	< 350 U	< 370 U	< 180 U	< 270 U	< 280 U	-	< 310 U	< 340 U
BIS(2-CHLOROETHOXY) METHANE	111-91-1	ug/kg	< 370 U	< 290 U	< 260 U	< 270 U	< 170 U	< 230 U	< 220 U	< 180 U	< 350 U	< 370 U	< 180 U	< 270 U	< 280 U	-	< 310 U	< 340 U
BIS(2-CHLOROETHYL) ETHER (2-CHLOROETHYL ETHER)	111-44-4	ug/kg	< 730 U	< 570 U	< 510 U	< 520 U	< 340 U	< 440 U	< 420 U	< 350 U	< 690 U	< 720 U	< 350 U	< 530 U	< 540 U	-	< 600 U	< 660 U
BIS(2-CHLOROISOPROPYL) ETHER	108-60-1	ug/kg	< 730 U	< 570 U	< 510 U	< 520 U	< 340 U	< 440 U	< 420 U	< 350 U	< 690 U	< 720 U	< 350 U	< 530 U	< 540 U	-	< 600 U	< 660 U
BIS(2-ETHYLHEXYL) PHTHALATE	117-81-7	ug/kg	550	180 J	140 J	< 270 U	< 170 U	< 230 U	< 220 U	< 180 U	370	260 J	250	120 J	160 J	-	< 310 U	< 340 U
Caprolactam	105-60-2	ug/kg	< 730 U	< 570 U	< 510 U	< 520 U	< 340 U	< 440 U	< 420 U	< 350 U	< 690 U	< 720 U	< 350 U	< 530 U	< 540 U	-	< 600 U	< 660 U
CARBAZOLE	86-74-8	ug/kg	< 730 U	< 570 U	< 510 U	< 520 U	< 340 U	< 440 U	< 420 U	< 350 U	< 690 U	< 720 U	< 350 U	< 530 U	< 540 U	-	< 600 U	< 660 U
CHRYSENE	218-01-9	ug/kg	75	320	250	25	9.8	21	29	100	230	230	10	180 J	120 J	-	58	26
DIBENZ(A,H)ANTHRACENE	53-70-3	ug/kg	13	58	42	5.1 J	2.1 J	4.6	6.6	11	33	42	2.3 J	30 J	19 J	-	11	5.3 J
Dibenzofuran	132-64-9	ug/kg	< 370 U	< 290 U	< 260 U	< 270 U	< 170 U	< 230 U	< 220 U	< 180 U	< 350 U	< 370 U	< 180 U	< 270 U	< 280 U	-	< 310 U	< 340 U
Diethyl Phthalate	84-66-2	ug/kg	< 370 U	< 290 U	< 260 U	< 270 U	< 170 U	< 230 U	< 220 U	< 180 U	< 350 U	< 370 U	< 180 U	< 270 U	< 280 U	-	< 310 U	< 340 U
DIMETHYL PHTHALATE	131-11-3	ug/kg	< 370 U	< 290 U	< 260 U	< 270 U	< 170 U	< 230 U	< 220 U	< 180 U	< 350 U	< 370 U	< 180 U	< 270 U	< 280 U	-	< 310 U	< 340 U
Di-N-Butyl Phthalate	84-74-2	ug/kg	< 370 U	< 290 U	< 260 U	< 270 U	< 170 U	< 230 U	< 220 U	< 180 U	< 350 U	< 370 U	< 180 U	< 270 U	< 280 U	-	< 310 U	< 340 U
DI-N-OCTYLPHTHALATE	117-84-0	ug/kg	< 730 U	< 570 U	< 510 U	< 520 U	< 340 U	< 440 U	< 420 U	< 350 U	< 690 U	< 720 U	< 350 U	< 530 U	< 540 U	-	< 600 U	< 660 U
FLUORANTHENE	206-44-0	ug/kg	170 EB	920	780	68	23	49	67	240	520	670	22	510	290	-	150	63
FLUORENE	86-73-7	ug/kg	7.4	24	15	4.2 J	0.89 J	2.5 J	2.8 J	8.1	14	24	0.99 J	16	6.8	-	2.9 J	3.2 J
HEXACHLOROBENZENE	118-74-1	ug/kg	< 370 U	< 290 U	< 260 U	< 270 U	< 170 U	< 230 U	< 220 U	< 180 U	< 350 U	< 370 U	< 180 U	< 270 U	< 280 U	-	< 310 U	< 340 U
Hexachlorobutadiene	87-68-3	ug/kg	< 370 U	< 290 U	< 260 U	< 270 U	< 170 U	< 230 U	< 220 U	< 180 U	< 350 U	< 370 U	< 180 U	< 270 U	< 280 U	-	< 310 U	< 340 U
HEXACHLOROCYCLOPENTADIENE	77-47-4	ug/kg	< 730 U	< 570 U	< 510 U	< 520 U	< 340 U	< 440 U	< 420 U	< 350 U	< 690 U	< 720 U	< 350 U	< 530 U	< 540 U	-	< 600 U	< 660 U
HEXACHLOROETHANE	67-72-1	ug/kg	< 370 U	< 290 U	< 260 U	< 270 U	< 170 U	< 230 U	< 220 U	< 180 U	< 350 U	< 370 U	< 180 U	< 270 U	< 280 U	-	< 310 U	< 340 U
INDENO(1,2,3-C,D)PYRENE	193-39-5	ug/kg	33	150	110	17	7.3	16	23	32	81	100	7.6	64	42	-	34	15
ISOPHORONE	78-59-1	ug/kg	< 370 U	< 290 U	< 260 U	< 270 U	< 170 U	< 230 U	< 220 U	< 180 U	< 350 U	< 370 U	< 180 U	< 270 U	< 280 U	-	< 310 U	< 340 U
Naphthalene	91-20-3	ug/kg	4.9 JEB	11 EB	5.5 EB	1.3 JEB	< 3.4 U	1.3 JEB	1.6 JEB	0.74 JEB	6.0 JEB	6.8 JEB	0.92 JEB	11 EB	4.1 JEB	-	2.1 JEB	1.7 JEB
NITROBENZENE	98-95-3	ug/kg	< 370 U	< 290 U	< 260 U	< 270 U	< 170 U	< 230 U	< 220 U	< 180 U	< 350 U	< 370 U	< 180 U	< 270 U	< 280 U	-	< 310 U	< 340 U
N-NITROSODI-N-PROPYLAMINE	621-64-7	ug/kg	< 370 U	< 290 U	< 260 U	< 270 U	< 170 U	< 230 U	< 220 U	< 180 U	< 350 U	< 370 U	< 180 U	< 270 U	< 280 U	-	< 310 U	< 340 U
N-NITROSODIPHENYLAMINE	86-30-6	ug/kg	< 370 U	< 290 U	< 260 U	< 270 U	< 170 U	< 230 U	< 220 U	< 180 U	< 350 U	< 370 U	< 180 U	< 270 U	< 280 U	-	< 310 U	< 340 U
PENTACHLOROPHENOL	87-86-5	ug/kg	< 15 U	< 12 U	< 10 U	< 11 U	< 6.9 U	< 8.9 U	< 8.6 U	< 7.1 U	< 14 U	< 15 U	< 7.1 U	< 11 U	< 11 U	-	< 12 U	< 13 U
PHENANTHRENE	85-01-8	ug/kg	93	390	270	45	11	28	36	180	240	350	12	270 J	150 J	-	47	34
PHENOL	108-95-2	ug/kg	< 730 U	< 570 U	< 510 U	< 520 U	< 340 U	< 440 U	< 420 U	< 350 U	< 690 U	< 720 U	< 350 U	< 530 U	< 540 U	-	< 600 U	< 660 U
PYRENE	129-00-0	ug/kg	110	620	500	55	20	42	55	230	340	400	19	290	200	-	130	47

Table 12
Phase 2 Reach Floodplain Soil Analytical Results
Phase 2 Data Evaluation Summary Memorandum
Lower Neponset River
Boston and Milton, Massachusetts

Analyte	CAS Number	Units	24D-0067 24D-0067-AS 6/4/2024 N 0 - 1 ft	24D-0067 24D-0067-BS 6/4/2024 N 1 - 2 ft	24D-0067 24D-0067-CS 6/4/2024 N 2 - 2.5 ft	24D-0068 24D-0068-AS 6/4/2024 N 0 - 1 ft	24D-0068 24D-0068-BS 6/4/2024 N 1 - 2 ft	24D-0068 24D-0068-CS 6/4/2024 N 2 - 2.3 ft	24D-0069 24D-0069-AS 6/5/2024 N 0 - 1 ft	24D-0069 24D-0069-BS 6/5/2024 N 1 - 1.8 ft	24D-0070 24D-0070-AS 6/5/2024 N 0 - 1 ft	24D-0070 24D-0070-BS 6/5/2024 N 1 - 2 ft	24D-0070 24D-0070-CS 6/5/2024 N 2 - 3 ft	24D-0071 24D-0071-AS 6/5/2024 N 0 - 1 ft	24D-0071 24D-0071-BS 6/5/2024 N 1 - 2 ft	24D-0071 24D-0071-CS 6/5/2024 N 2 - 2.6 ft	24D-0072 24D-0072-AS 6/5/2024 N 0 - 1 ft	24D-0072 24D-0072-BS 6/5/2024 N 1 - 2 ft
PCDD/F																		
1,2,3,4,6,7,8-HpCDD	35822-46-9	pg/g	1570	1970	138	1960	2460	-	2430	150	2540	1770	1160	2150	438	1860	2030	2320
1,2,3,4,6,7,8-HpCDF	67562-39-4	pg/g	983	1020	64.4	1150	1340	-	1480	74.2	1440	923	925	1230	252	918	1100	683
1,2,3,4,7,8,9-HpCDF	55673-89-7	pg/g	32.4	30.6	1.64 JN	36.8	39.7	-	51.3	2.01 J	49.7	41.6	21.5	40.7	6.31	31.2	38.1	30.6
1,2,3,4,7,8-HxCDD	39227-28-6	pg/g	16.4	18 J	1.41 J	20.6 J	20.7 J	-	24.7	1.3 J	25.8	14.6	10.1	22.6	4.16 JN	18.1	20.7	18.1
1,2,3,4,7,8-HxCDF	70648-26-9	pg/g	68.4 J	59.3 J	3.93 J	74 J	79.5 J	-	93.6	4.13	103	58.6	28.7	79.9	11.7	61.5	76.3	51.5
1,2,3,6,7,8-HxCDD	57653-85-7	pg/g	83	99.4 J	7.69 J	96.3 J	126 J	-	120	7.75	127	88.8	74.9	108	24.4	95.5	104	105
1,2,3,6,7,8-HxCDF	57117-44-9	pg/g	35.2	35	2.55 JN	41.2	40	-	58.1	2.38	51.4	32.1	19.6	47.4	6.6	31.3	41.2	27.8
1,2,3,7,8,9-HxCDD	19408-74-3	pg/g	45	52.3	4.07	56.5	61.5	-	69.8	3.97	67.6	42.3	35	61	12.3	48.5	54.3	52.2
1,2,3,7,8,9-HxCDF	72918-21-9	pg/g	< 0.383 U	< 0.31 U	< 0.199 U	< 0.25 U	< 0.287 U	-	< 0.676 U	< 0.43 U	< 0.997 U	< 0.848 U	< 0.443 U	< 0.641 U	< 0.517 U	< 0.728 U	< 1.45 U	< 0.848 U
1,2,3,7,8-PeCDD	40321-76-4	pg/g	7.12	8.94 J	0.753 J	9.1 J	9.75 J	-	11.7 J	< 0.417 UJ	12.2 J	6.99 J	4.78 JN	8.62 JN	1.95 J	8.5 J	8.18 JN	8.06 J
1,2,3,7,8-PeCDF	57117-41-6	pg/g	7.97	9.48	0.767 JN	7.95	10.5	-	13.7	0.734 J	13.3	12.7	7.34	11.8	1.98 JN	7.9	14.4 J	9.64
2,3,4,6,7,8-HxCDF	60851-34-5	pg/g	31.2	34.3	2.43 JN	37.9	40.4	-	52.4	3.53	50	33	23.6	44.4	7.18	29.3	45	32
2,3,4,7,8-PeCDF	57117-31-4	pg/g	34	39.8	4.46	31	42.1	-	40.4	5.09	46.1	44.9	31.9	40.3	9.4	34.6	45.2	66.6
2,3,7,8-TCDD	1746-01-6	pg/g	2.51 JN	2.63 J	< 0.954 UJ	2.17 J	2.52 J	-	1.98 JN	< 0.952 UJ	2.46 JN	3.87 J	2.67 J	3.29 JN	< 0.988 UJ	2.75 J	3.17 J	3.98 JN
2,3,7,8-TCDF	51207-31-9	pg/g	15.5	19.5	1.84	14.1	20	-	16.1	2.6	20	20.8	24.2	17.2	5.31	16.5	18.1	23.9
OCDD	3268-87-9	pg/g	11100 JEB	13500 JEB	927 EB	13700 JEB	17400 JEB	-	19500 JEB	1100 EB	17000 JEB	13100 JEB	7790 EB	15000 JEB	3110 EB	12600 JEB	14500 JEB	22300 JEB
OCDF	39001-02-0	pg/g	1030	1040	72.9	1270	1410	-	1870	86.9	1560	1050	721	1350	245	1050	1230	973
Total HpCDD	RA_Total_HpCDD	pg/g	2840	3510	242	3480	4330	-	4520	279	4460	3130	2011	3880	788	3290	3460	4280
Total HpCDF	RA_Total_HpCDF	pg/g	1855.8	2040.4	133.22	2175.7	2675.4	-	2872.1	159.42	2747.3	1879.7	1874.5	2392.7	525.71	1860.8	2247.3	1691.4
Total HxCDD	RA_Total_HxCDD	pg/g	524.25	652.4	47.948	626.16	761.46	-	817.59	50.17	830.56	521.19	484.46	724.36	164.96	620.51	708.95	668.91
Total HxCDF	RA_Total_HxCDF	pg/g	722.67	757.9	58.737	845.71	954.97	-	1129.82	67.403	1114.05	729.51	630.61	957.5	182.92	707.1	964.02	702.83
Total PeCDD	RA_Total_PeCDD	pg/g	62.12	83.45	7.287	73.97	87.886	-	101.91	6.217 U	108.14	57.8	60.917	92.07	18.82	73.93	91.9	86.756
Total PeCDF	RA_Total_PeCDF	pg/g	325.196	370.997	35.889	308.325	394.36	-	467.78	42.083	484.14	386	265.52	398.795	88.17	338.68	444.15	472.38
Total TCDD	RA_Total_TCDD	pg/g	17.84	35.491	1.571 U	30.395	30.953	-	37.57	0.946 U	38.7	27.91	18.62	29.29	2.71 U	28.621	35.87	36.05
Total TCDF	RA_Total_TCDF	pg/g	259.96	355.32	34.381	215.25	301.94	-	314.59	43.755	363.52	419.25	191.56	316.92	60.523	279.65	302.91	534.34
Total PCDD/F TEQ (Bird)	RA-TEQ-B-DF	pg/g	92.494	105.732	9.47349	95.443	117.993	-	121.255	10.33769	131.143	108.879	87.7041	112.562	24.4446	94.777	114.829	133.5923
Total PCDD/F TEQ (Fish)	RA-TEQ-F-DF	pg/g	63.7005	70.226	5.72534	70.3355	81.198	-	89.908	5.51369	93.954	68.797	49.7921	80.162	15.3661	65.187	78.742	80.5523
Total PCDD/F TEQ (Mammal)	RA-TEQ-M-DF	pg/g	79.0321	90.1424	6.84638	90.8275	108.065	115.705	6.73319	119.234	85.322	62.4685	101.516	19.964	84.124	97.702	100.6771	146.73
PCB Congeners																		
PCB-001	2051-60-7	ng/g	127 J	56 J	5.71 J	25.1 J	19.6 J	-	22.9 J	1.03 J	38.9 J	28 J	435 J	35.4 J	2.08 J	37.2 J	46.3 J	67.2 J
PCB-002	2051-61-8	ng/g	1.21 J	< 0.0472 U	< 0.046 U	< 0.0465 U	< 0.048 U	-	0.686	< 0.0459 U	0.684	4.08	13	0.625	< 0.0476 U	0.661	0.757	9.28
PCB-003	2051-62-9	ng/g	36.1	26.5	3.59 J	13.1 J	12.6 J	-	10.9	0.775	15.8	40.7 J	105 J	15.7	2.17	17	17.2	27.4
PCB-004/010	PCB-4/10	ng/g	298 J	239 J	33.9 J	60.6 J	58.4 J	-	58.2 J	6.86 J	89 J	254 J	2120 J	81.6 J	8.91 J	61.1 J	118 J	648 J
PCB-005/008	PCB-5/8	ng/g	138 J	167 J	37.6	50.1 J	67.7 J	-	37.8 J	8.64 J	63.3 J	190 J	948 J	71.9 J	17.5 J	84.3 J	95.9 J	438 J
PCB-006	25569-80-6	ng/g	23.4	26.3	6.95 J	8.77 J	11.3 J	-	9.32 J	2.99 J	10.9 J	95 J	313 J	11.4 J	4.37 J	13.5 J	18.2 J	377 J
PCB-007/009	PCB-7/9	ng/g	4.18 J	4.57 J	< 0.0835 U	2.06 J	2 J	-	1.53 J	0.481 J	2.3 J	10.9 J	37.9 J	2.16 J	0.859 J	2.06 J	3.36 J	38.6 J
PCB-011	2050-67-1	ng/g	8.77 J	6.35 J	1.09 J	2.35 J	2.08 J	-	2.29	0.58	2.28	14.8	14.4	2.35	0.56	2.96	4.35	59.2 J
PCB-012/013	PCB-12/13	ng/g	20.8	18.3 J	3.1 J	5.93 J	6.95 J	-	5.69	2.78	6.77	72 J	59.4 J	6.94	2.33	8.62	13.7	220 J
PCB-014	34883-41-5	ng/g	< 0.0436 U	< 0.0437 U	< 0.0425 U	< 0.043 U	< 0.0444 U	-	< 0.0443 U	< 0.0425 U	< 0.0434 U	< 0.0437 U	< 0.044 U	< 0.0443 U	< 0.044 U	< 0.0431 U	< 0.0432 U	< 0.0433 U
PCB-015	2050-68-2	ng/g	176 J	175 J	30.2	49.8 J	72.7 J	-	42.5 J	30.9	50.4 J	655 J	296 J	51.7 J	26.4	87.6 J	131 J	1670 J
PCB-016/032	PCB-16/32	ng/g	385 J	391 J	44.4 J	29.7 J	46.6 J	-	51.1 J	45 J	45.6 J	909 J	729 J	37.6	35	76.9 J	111 J	2890 J
PCB-017	37680-66-3	ng/g	203 J	282 J	37.7 J	26.4 J	41.5 J	-	30.5	31.1	31.7	677 J	646 J	28	22.1	40.1 J	48.6 J	1390 J
PCB-018	37680-65-2	ng/g	95.9 J	95.9 J	14.8 J	12 J	23 J	-	19.5	24.4	14.5	832 J	528 J	11.4	17	15.6	27.4	1840 J
PCB-019	38444-73-4	ng/g	477 J	247 J	18.8 J	18.4 J	15.4 J	-	26.1 J	9.02 J	24.3 J	255 J	333 J	20.9 J	8.32 J	36.4 J	44.4 J	824 J
PCB-020/021/033	PCB-20/21/33	ng/g	18.2 J	26.3 J	4.74 J	4.96 J	8.64 J	-	10.4	7.34	7.89	183 J	140 J	7	16.1	9.84	12.2	459 J
PCB-022	38444-85-8	ng/g	18.9 J	30 J	5.74 J	5.23 J	9.7 J	-	7.17	6.77	4.94	283 J	166 J	4.55	7.73	6.96	16.6	1030 J
PCB-023/034	PCB-23/34	ng/g	8.99 J	5.57 J	< 0.0793 UJ	< 0.0802 UJ	< 0.0829 UJ	-	1.18	0.585	1.1	16.2	12.6	0.892	0.531	1.09	1.78	51.6 J
PCB-024/027	PCB-24/27	ng/g	235 J	137 J	11.1 J	11.4 J	11.6 J	-	20.7 J	7.38 J	17.7 J	149 J	140 J	13.6 J	6.53 J	24.2 J	27.5 J	527 J
PCB-025	55712-37-3	ng/g	75.3 J	84.9 J	12.6 J	11.2 J	15 J	-	13.5	15.8	13.3	449 J	224 J	12.4	10.3	18	33.5	1710 J
PCB-026	38444-81-4	ng/g	153 J	136 J	19.4 J	16.1 J	23.7 J	-	23.1	27.3	22.3	768 J	454 J	19.4	15	29.6	58.5 J	2780 J
PCB-028	7012-37-5	ng/g	188 J	260 J	36.1 J	37.7 J	63.5 J	-	34.8	70.6 J	35.3	1200 J	362 J	32.3	46.4 J	54.3 J	133 J	4130 J
PCB-029	15862-07-4	ng/g	< 0.057 UJ	< 0.0572 UJ	< 0.0557 UJ	< 0.0563 UJ	< 0.0582 UJ	-	< 0.058 U	< 0.0556 U	< 0.0568 U	< 0.0573 U	< 0.0576 U	< 0.058 U	< 0.0577 U	< 0.0564 U	< 0.0565 U	< 0.0567 U
PCB-030	35693-92-6	ng/g	< 0.0568 UJ	< 0.057 UJ	< 0.0555 UJ	< 0.0561 UJ	< 0.058 UJ	-	< 0.0578 U	< 0.0555 U	< 0.0566 U	1.26	< 0.0574 U	< 0.0578 U	< 0.0575 U	< 0.0562 U	< 0.0563 U	2.84
PCB-031	16606-02-3	ng/g	262 J	247 J	33.5 J	38.8 J	51.9 J	-	40.7 J	44.6 J	42.7 J	1420 J	873 J	35.8	33.6	46.7 J	104 J	2960 J
PCB-035	37680-69-6	ng/g	7.23 J	< 0.0534 UJ	< 0.0521 UJ	< 0.0526 UJ	< 0.0544 UJ	-	< 0.0542 U	0.631 J+	< 0.0531 U	13 J+	22.2 J+	< 0.0542 U	< 0.0539 U	< 0.0528 U	2.3 J+	20.5 J+
PCB-036	38444-87-0	ng/g	2.43 J	3.04 J	< 0.0412 UJ	< 0.0417 UJ	< 0.043 UJ	-	< 0.0429 U	0.705	< 0.042 U	10.2	3.55	< 0.0429 U	< 0.0427 U	< 0.0417 U	1.13	31.9
PCB-037	38444-90-5	ng/g	34.3 J	45.9 J	7.43 J	16 J	23.2 J	-	11.9	17	10	278 J	71.3 J	10	11.9	16.5	37.5	457 J
PCB-038	53555-66-1	ng/g	14.7 J	11.2 J	< 0.0618 UJ	4.94 J	6.83 J	-	3.79	1.38	5.23	17.1	6.85	5.05	< 0.064 U	< 0.0626 U	< 0.0627 U	< 0.0629 U
PCB-039	38444-88-1	ng/g	2.98 J	1.82 J	< 0.0399 UJ	< 0.0403 UJ	< 0.0416 UJ	-	< 0.0415 U	< 0.0398 U	0.867	4.41	3.57	0.74	< 0.0413 U	< 0.0404 U	1.08	15.7
PCB-040	38444-93-8	ng/g	16.5 J	24.8	3.33 J	5.2 J	12.8 J	-	< 0.0498 U	10.2	3.12	142 J	62.1 J	3.63	8.14	9.8	6.7	431 J
PCB-041/064	PCB-41/64	ng/g	80.8 J	102 J	12.2 J	29.9	63.4 J	-	21.2	31.6	35.2	477 J	206 J	29.4	20.1	39.5 J	105 J	1530 J
PCB-042	36559-22-5	ng/g	80.2 J	82.5 J	9.71 J	23.7	39.4	-	21.6	24.1	17.6	325 J	50.6 J	19.8	19.7	34.1	34.8	453 J
PCB-043/049	PCB-43/49	ng/g	497 J	384 J	38.7 J	126 J	164 J	-	118 J	80.4 J	146 J	1070 J	503 J	154 J	67.4 J	171 J	245 J	3740 J
PCB-044	41464-39-5	ng/g	129 J	161 J	21.1	36.5	83.5 J	-	39	60.8 J	30.5	824 J	371 J	33.8	46.5 J	68 J	75 J	2770 J
PCB-045	70362-45-7	ng/g	27.2	35	4.44 J	4.53 J	11.9 J	-	6.71	11.6	5.74	191 J	87.8 J	5.91	9.89	16	19.4	571 J
PCB-046	41464-47-5	ng/g	16 J	14.7 J	1.79 J	1.75 J	4.61 J	-	3.72	4.53	1.97	65 J	32.2	1.78	3.67	4.91	3.94	187 J
PCB-047/048/075	PCB-47/48/75	ng/g	528 J	365 J	32.6	146 J	233 J	-	120 J	45.3 J	175 J	581 J	274 J	173 J	44.3 J	166 J	170 J	1680 J
PCB-050	62796-65-0	ng/g	6.7 J	4.62 J	< 0.0546 U	0.619 J	< 0.057 U	-	1.02 J	0.427 J	1.23 J	6.15 J	3.91 J	0.988 J	0.422 J	1.67 J	1.3 J	19.7 J
PCB-051	68194-04-7	ng/g	92.7 J	64.9 J	6.21 J	7.9 J	10.6 J	-	14.2	6.52	13	89.7 J	62.3 J	10.7	6.11	21.9	18.5	295 J
PCB-052/073	PCB-52/73	ng/g	372 J	310 J	33.3	109 J	216 J	-	106 J	77.2 J	122 J	1020 J	481 J	123 J	65.1 J	138 J	210 J	3520 J
PCB-053	41464-41-9	ng/g	210 J	125 J	10.3 J	19.4	32.8	-	31.3	13.7	31.8	197 J	115 J	26	13.6	40.3 J	47.5 J	686 J
PCB-054	15968-05-5	ng/g	17.7 J	8.64 J	0.743 J	0.813 J	0.983 J	-	1.77	0.416	1.61	6.57	5.74	1.4	0.444	2.13	2.55	22
PCB-055	74338-24-2	ng/g	0.537 J	0.769 J	< 0.0759 U	< 0.0768 U	< 0.0793 U	-	< 0.079 U	0.411	< 0.0774 U	5.98	2.03	< 0.079 U	< 0.0786 U	< 0.0769 U	0.749	9.08

Table 12
Phase 2 Reach Floodplain Soil Analytical Results
Phase 2 Data Evaluation Summary Memorandum
Lower Neponset River
Boston and Milton, Massachusetts

Analyte	CAS Number	Units	24D-0067 24D-0067-AS 6/4/2024 N 0 - 1 ft	24D-0067 24D-0067-BS 6/4/2024 N 1 - 2 ft	24D-0067 24D-0067-CS 6/4/2024 N 2 - 2.5 ft	24D-0068 24D-0068-AS 6/4/2024 N 0 - 1 ft	24D-0068 24D-0068-BS 6/4/2024 N 1 - 2 ft	24D-0068 24D-0068-CS 6/4/2024 N 2 - 2.3 ft	24D-0069 24D-0069-AS 6/5/2024 N 0 - 1 ft	24D-0069 24D-0069-BS 6/5/2024 N 1 - 1.8 ft	24D-0070 24D-0070-AS 6/5/2024 N 0 - 1 ft	24D-0070 24D-0070-BS 6/5/2024 N 1 - 2 ft	24D-0070 24D-0070-CS 6/5/2024 N 2 - 3 ft	24D-0071 24D-0071-AS 6/5/2024 N 0 - 1 ft	24D-0071 24D-0071-BS 6/5/2024 N 1 - 2 ft	24D-0071 24D-0071-CS 6/5/2024 N 2 - 2.6 ft	24D-0072 24D-0072-AS 6/5/2024 N 0 - 1 ft	24D-0072 24D-0072-BS 6/5/2024 N 1 - 2 ft
PCB-056/060	PCB-56/60	ng/g	43.3 J	61.9 J	7.62 J	24.8	34.7	-	14.9	22.4	12.8	209 J	74.2 J	16.3	17.7	22.5	50.5 J	220 J
PCB-057	70424-67-8	ng/g	9.08 J	6.75 J	0.463 J	1.33 J	< 0.0422 U	-	3.49	0.483	2.08	12.1	6.23	1.83	0.553	1.45	2.32	57.3 J
PCB-058	41464-49-7	ng/g	1.16 J	1.04 J	< 0.0511 U	< 0.0517 U	< 0.0534 U	-	< 0.0532 U	< 0.0511 U	< 0.0521 U	2.83	< 0.0529 U	< 0.0532 U	< 0.0529 U	< 0.0518 U	1.09	6.46
PCB-059	74472-33-6	ng/g	9.53 J	13.4 J	1.78 J	2.41 J	6.55 J	-	3.09	4.77	3.17	75 J	27.4	3.37	4.52	6.76	10.3	217 J
PCB-061/074	PCB-61/74	ng/g	63.1 J	76.5 J	10.1 J	28.3	29.7	-	17.2	17.4	14.6	298 J	106 J	15.7	14.1	21.2	60.7 J	523 J
PCB-062	54230-22-7	ng/g	< 0.0473 U	< 0.0474 U	< 0.0462 U	< 0.0467 U	< 0.0482 U	-	< 0.0481 U	< 0.0461 U	< 0.0471 U	< 0.0475 U	< 0.0477 U	< 0.048 U	< 0.0478 U	< 0.0468 U	< 0.0468 U	< 0.047 U
PCB-063	74472-34-7	ng/g	35.4	25.1	2.6 J	9.91 J	6.91 J	-	5.6	2.58	7.83	44.3 J	21.1	6.91	2.23	5.21	13.5	158 J
PCB-065	33284-54-7	ng/g	0.813 J	< 0.0662 U	< 0.0645 U	< 0.0652 U	< 0.0673 U	-	< 0.0671 U	< 0.0644 U	< 0.0658 U	0.701	< 0.0667 U	< 0.0671 U	< 0.0668 U	< 0.0653 U	< 0.0654 U	2.15
PCB-066/080	PCB-66/80	ng/g	124 J	147 J	16.9 J	77.8 J	109 J	-	42.2 J	49.5 J	38.7	413 J	140 J	50.2 J	41.6 J	73 J	139 J	539 J
PCB-067	73575-53-8	ng/g	4.06 J	5.96 J	< 0.0586 U	1.43 J	1.61 J	-	1.4	1.47	1.03	22.3	8.11	0.891	1.08	1.59	3.49	40.6 J
PCB-068	73575-52-7	ng/g	16.3 J	79.4 J	11.5 J	5.35 J	5.63 J	-	23.7	< 0.0682 U	9.15	< 0.0702 U	< 0.0706 U	7.17	< 0.0707 U	5.93	7.92	< 0.0695 U
PCB-069	60233-24-1	ng/g	3.82 J	2.23 J	< 0.0511 U	< 0.0517 U	< 0.0534 U	-	0.844 J	< 0.0511 UJ	0.784 J	3.16 J	< 0.0529 UJ	0.761 J	< 0.0529 UJ	0.78 J	0.767 J	10.2 J
PCB-070	32598-11-1	ng/g	106 J	136 J	15.6 J	73.2 J	122 J	-	41 J	50.5 J	40.7 J	371 J	132 J	46.7 J	34.7	63.8 J	132 J	377 J
PCB-071	41464-46-4	ng/g	118 J	10.6 J	11.6 J	9.47 J	25.9	-	< 0.062 U	21.7	21.9	277 J	140 J	20.1	20.4	35.9	39.4 J	928 J
PCB-072	41464-42-0	ng/g	17 J	< 0.0542 U	0.962 J	5.64 J	8.13 J	-	5	1.12	9.31	16.1	8.46	7.71	1.19	6.87	11.4	54.8 J
PCB-076	70362-48-0	ng/g	< 0.0773 U	< 0.0775 U	< 0.0755 U	< 0.0764 U	< 0.0789 U	-	< 0.0786 U	< 0.0755 U	< 0.077 U	< 0.0777 U	< 0.0781 U	< 0.0786 U	< 0.0782 U	< 0.0765 U	< 0.0767 U	< 0.0769 U
PCB-077	32598-13-3	ng/g	19.4 J+	19.7 J+	2.99 J+	15.4 J+	23.1 J+	-	7.47 J+	6.99 J+	9.49 J+	61 J	14.3 J+	10.4 J+	4.98 J+	12.5 J+	24 J+	114 J
PCB-078	70362-49-1	ng/g	0.827 J	1.04 J	< 0.0786 U	< 0.0795 U	< 0.0821 U	-	0.513	< 0.0785 U	0.579	1.78	< 0.0813 U	< 0.0818 U	< 0.0814 U	< 0.0796 U	0.706	4.57
PCB-079	41464-48-6	ng/g	< 0.0451 U	1.62 J	< 0.0441 U	1.12 J	2.18 J	-	1.14	< 0.044 U	1.44	3.33	< 0.0456 U	< 0.0459 U	< 0.0456 U	< 0.0446 U	< 0.0447 U	1.11
PCB-081	70362-50-4	ng/g	1.26 J+	1.5 J+	< 0.0698 U	1.29 J+	2.21 J+	-	0.837 J	0.718 J	1.28 J	5.03 J	< 0.0722 UJ	1.01 J	0.561 J	1.59 J	2.13 J	9.17 J
PCB-082	52663-62-4	ng/g	10.9 J	17.2 J	1.78 J	8.72 J	17.3 J	-	7.15 J	4.84 J	7.79 J	48.9 J	16.1 J	7.74 J	5.49 J	11.9 J	14.3 J	119 J
PCB-083/109	PCB-83/109	ng/g	12.2 J	13.4 J	1.29 J	7.07 J	13.6 J	-	6.22 J	2.33 J	7.65 J	26.3 J	10.1 J	7.7 J	2.79 J	8.97 J	10.6 J	79.7 J
PCB-084	52663-60-2	ng/g	35.8 J	47.8 J	5.05 J	18.4 J	41.5 J	-	17.5 J	9.86 J	18.6 J	108 J	43.5 J	19.5 J	11.2 J	29.1 J	29 J	326 J
PCB-085/120	PCB-85/120	ng/g	25.5 J	36 J	3.87 J	25 J	50 J	-	21.1	9.19	28.3	95.2 J	27.4	23.4	10.9	29.5	48.4 J	188 J
PCB-086/097	PCB-86/97	ng/g	31.5 J	45 J	4.43 J	25.2 J	49 J	-	20.1 J	10.1 J	22.4 J	98.7 J	27.8 J	23.5 J	11.2 J	30.5 J	33.2 J	193 J
PCB-087/115/116	PCB-87/115/116	ng/g	56.8 J	71 J	6.69 J	36.9 J	64 J	-	33 J	16.4 J	44.4 J	154 J	44.2 J	39.6 J	16.4 J	48 J	70.2 J	312 J
PCB-088/121	PCB-88/121	ng/g	< 0.156 UJ	0.893 J	< 0.152 UJ	< 0.154 UJ	< 0.159 UJ	-	< 0.158 UJ	< 0.152 UJ	< 0.155 UJ	1.69 J	< 0.157 UJ	< 0.158 UJ	< 0.158 UJ	< 0.154 UJ	< 0.154 UJ	3.21
PCB-089/090/101	PCB-89/90/101	ng/g	127 J	159 J	14.6 J	92.9 J	169 J	-	76.4 J	31.1 J	98 J	280 J	74.9 J	95.6 J	33.5 J	113 J	132 J	512 J
PCB-091	68194-05-8	ng/g	58.2 J	54.4 J	5.17 J	26.8 J	45.9 J	-	23.9 J	7.96 J	38 J	98.2 J	40 J	33.4 J	9.78 J	35.1 J	51.4 J	287 J
PCB-092	52663-61-3	ng/g	54.3 J	48.8 J	4.23 J	27.5 J	46.8 J	-	25.3 J	6.39 J	38.5 J	74.2 J	27.9 J	34.3 J	7.28 J	32.8 J	42.7 J	212 J
PCB-093/095	PCB-93/95	ng/g	109 J	145 J	14 J	64.4 J	140 J	-	64.3 J	27.7 J	82.8 J	291 J	109 J	74 J	29.7 J	100 J	116 J	823 J
PCB-094	73575-55-0	ng/g	9.93 J	6.79 J	< 0.0454 UJ	2.37 J	3.44 J	-	2.21 J	< 0.0454 UJ	3.64 J	6.69 J	3.14 J	3.5 J	0.625 J	2.8 J	3.63 J	20
PCB-096	73575-54-9	ng/g	3.64 J	3.25 J	0.404 J	0.833 J	1.66 J	-	1.17 J	0.667 J	1.56 J	7.94 J	4.4 J	1.62 J	0.904 J	2.25 J	2.79 J	26.4 J
PCB-098/102	PCB-98/102	ng/g	17.7 J	18 J	1.59 J	6.13 J	13.3 J	-	5.66 J	2.63 J	8.01 J	32.6 J	14.4 J	7.81 J	3.07 J	9.44 J	11.1 J	101 J
PCB-099	38380-01-7	ng/g	78 J	91.2 J	8.44 J	58.6 J	110 J	-	52.4 J	18 J	72.7 J	187 J	48.3 J	64.4 J	21.9 J	73 J	108 J	375 J
PCB-100	39485-83-1	ng/g	9.65 J	5.19 J	< 0.0557 UJ	3.07 J	3.66 J	-	2.67 J	< 0.0556 UJ	4.46 J	4.41 J	2.18 J	3.81 J	< 0.0577 UJ	2.9 J	3.72 J	11.8
PCB-103	60145-21-3	ng/g	7.3 J	5.38 J	< 0.0563 UJ	2.51 J	3.13 J	-	2.22 J	0.47 J	3.86 J	6.01 J	2.63 J	3.6 J	0.587 J	2.92 J	3.73 J	17.9
PCB-104	56558-16-8	ng/g	0.62 J	0.234 J	< 0.0431 UJ	< 0.0436 UJ	< 0.045 UJ	-	0.121 J	< 0.0431 UJ	< 0.044 UJ	< 0.0443 UJ	< 0.0446 UJ	< 0.0449 UJ	< 0.0446 UJ	< 0.0437 UJ	< 0.0438 UJ	0.495 J
PCB-105/127	PCB-105/127	ng/g	35.5 J	50.4 J	4.58 J	37.4 J	50.9 J	-	21.7	12.6	25.1	116 J	26.8	30.4	11	31.8	55.1 J	168 J
PCB-106/118	PCB-106/118	ng/g	95.3 J	130 J	12.4 J	90.9 J	141 J	-	64.9 J	28.5	83.5 J	253 J	56.2 J	84.7 J	25.7	89.1 J	142 J	426 J
PCB-107/108	PCB-107/108	ng/g	11.7 J	13.1 J	1.41 J	9.6 J	13.4 J	-	6.51	2.77	8.63	24.4	5.59	9.04	2.35	8.35	13.9	48.4 J
PCB-110	38380-03-9	ng/g	178 J	224 J	23 J	133 J	265 J	-	113 J	42.2 J	156 J	438 J	148 J	142 J	45.5 J	167 J	231 J	1220 J
PCB-111/117	PCB-111/117	ng/g	< 0.281 UJ	< 0.282 UJ	5.41 J	< 0.278 UJ	< 0.287 UJ	-	< 0.286 U	< 0.274 U	< 0.28 U	< 0.282 U	< 0.284 U	< 0.286 U	< 0.284 U	< 0.278 U	< 0.279 U	< 0.279 U
PCB-112	74472-36-9	ng/g	1.85 J	1.21 J	< 0.0555 UJ	0.475 J	< 0.058 UJ	-	0.478 J	< 0.0555 UJ	0.815 J	2.27 J	0.923 J	0.882 J	< 0.0575 UJ	0.881 J	1.47 J	6.44 J
PCB-113	68194-10-5	ng/g	1.71 J	1.59 J	< 0.046 UJ	< 0.0465 UJ	1.78 J	-	0.927	< 0.0459 U	1.76	3.25	1.6	1.54	< 0.0476 U	< 0.0466 U	2.13	12.7
PCB-114	74472-37-0	ng/g	2.54 J	2.99 J	< 0.0715 UJ	1.95 J	3.2 J	-	1.09	0.864	1.62	9.17	< 0.074 U	1.85	< 0.0741 U	1.87	3.88	13.8
PCB-119	56558-17-9	ng/g	12.6 J	11.1 J	1.11 J	7.17 J	10.2 J	-	5.85	1.35	9.2	16.3	5.31	8.03	1.59	7.17	11.5	48.3 J
PCB-122	76842-07-4	ng/g	1.13 J	1.59 J	< 0.079 UJ	< 0.0798 UJ	< 0.0825 UJ	-	0.927	0.567	1.46	4.34	< 0.0816 U	1.05	< 0.0818 U	1.66	2.71	5.33
PCB-123	65510-44-3	ng/g	3.57 J	4.31 J	< 0.0612 UJ	3.89 J	6.15 J	-	3.5 J	1.02 J	4.2 J	10 J	2.08 J	3.87 J	1.19 J	4.65 J	6.77 J	14.8 J
PCB-124	70424-70-3	ng/g	3.46 J	4.51 J	< 0.0343 UJ	3.38 J	6.5 J	-	3.76	1.05	4.56	10.9	1.53	4.24	0.966	4.23	6.88	12
PCB-125	74472-39-2	ng/g	0.801 J	0.773 J	< 0.042 UJ	< 0.0424 UJ	< 0.0438 UJ	-	0.327 J	< 0.0419 UJ	0.56 J	1.34 J	< 0.0434 UJ	< 0.0437 UJ	< 0.0435 UJ	< 0.0425 UJ	0.7 J	1.46 J
PCB-126	57465-28-8	ng/g	1.38 J+	< 0.0505 U	< 0.0492 U	< 0.0498 U	< 0.0514 U	-	< 0.0512 UJ	< 0.0492 UJ	< 0.0502 UJ	2.75 J	< 0.0509 UJ	< 0.0512 UJ	< 0.051 UJ	< 0.0499 UJ	2.31 J	5.54 J
PCB-128	38380-07-3	ng/g	18.7 J	31.2	2.6 J	20.7	34.1	-	20.5	4.65	25.4	38.2	9.32	22.5	4.4	24.5	32	61.7 J
PCB-129	55215-18-4	ng/g	4.33 J	6.13 J	< 0.0938 U	4.42 J	7.7 J	-	4.35	1.01	5.14	8.95	1.79	4.78	1.29	5.55	6.64	11.9
PCB-130	52663-66-8	ng/g	7.63 J	10.5 J	0.708 J	7.85 J	11.3 J	-	6.85	1.71	9.45	14	3.69	7.97	1.45	8.49	11.3	28.2
PCB-131/142	PCB-131/142	ng/g	0.956 J	1.87 J	< 0.0208 U	< 0.021 U	1.97 J	-	1.22	< 0.0208 U	1.43	2.83	0.872	1.5	< 0.0215 U	1.56	1.57	4.72
PCB-132/168	PCB-132/168	ng/g	33.1	48.9 J	4.22 J	30.2	53.3 J	-	31.3	7.78	41.2 J	68.9 J	17.1	35.6	7.58	41.9 J	48.8 J	133 J
PCB-133	35694-04-3	ng/g	3.77 J	3.46 J	< 0.0994 U	2.31 J	3.15 J	-	2.07	< 0.0993 U	3.33	3.29	1.2	2.66	< 0.103 U	2.52	3.25	7.63
PCB-134	52704-70-8	ng/g	6.32 J	8.27 J	0.694 J	4.96 J	8.27 J	-	5.01	1.39	7	10.8	2.83	5.65	1.18	6.97	7.54	20.4
PCB-135/144	PCB-135/144	ng/g	16.8 J	22	1.94 J	13.7 J	23.1	-	13.5	3.21	18.4	29.3	8.4	16	3.13	17.3	21.2	57.2 J
PCB-136	38411-22-2	ng/g	12.4 J	17.1 J	1.54 J	8.67 J	15.8 J	-	10.1	2.6	13.3	23	6.31	11.5	2.67	14.1	15.4	44.3 J
PCB-137	35694-06-5	ng/g	6.4 J	10 J	0.627 J	6.49 J	10.5 J	-	6.22	1.45	8.36	12.2	2.56	7.2	1.58	7.56	10.4	17.6
PCB-138/163/164	PCB-138/163/164	ng/g	113 J	158 J	12.3 J	108 J	182 J	-	107 J	22.8	140 J	189 J	39.1	120 J	21.7	137 J	162 J	322 J
PCB-139/149	PCB-139/149	ng/g	70.3 J	97.4 J	7.98 J	62.2 J	104 J	-	62.5 J	13.7	83.1 J	129 J	33	69.1 J	13.9	79.4 J	96.1 J	239 J
PCB-140	59291-64-4	ng/g	1.33 J	1.34 J	< 0.061 U	< 0.0617 U	< 0.0638 U	-	0.683	< 0.061 U	1.11	1.33	0.595	< 0.0635 U	< 0.0632 U	< 0.0619 U	1.23	2.97
PCB-141	52712-04-6	ng/g	12.7 J	21	1.82 J	13.3 J	24	-	15	3.85	18.4	30.1	5.05	14.8	3.41	19.3	22.2	38
PCB-143	68194-15-0	ng/g	< 0.0629 U	< 0.063 U	< 0.0614 U	< 0.0621 U	< 0.0642 U	-	0.236	< 0.0614 U	0.37	0.82	< 0.0635 U	< 0.0639 U	< 0.0636 U	< 0.0622 U	< 0.0623 U	1.25
PCB-145	74472-40-5	ng/g	< 0.0785 U	< 0.0787 U	< 0.0767 U	< 0.0775 U	< 0.0801 U	-	< 0.0798 U	< 0.0766 U	< 0.0782 U	< 0.0788 U	< 0.0793 U	< 0.0798 U	< 0.0794 U	< 0.0777 U	< 0.0778 U	0.408
PCB-146	51908-16-8	ng/g	15.7 J	18 J	1.46 J	12.3 J	19.1 J	-	11.7	2.41	16.5	21.9	5.8	14	2.35	14.2	19	42.4 J
PCB-147	68194-13-8	ng/g	9.32 J	7.48 J	0.621 J	5.09 J	5.81 J	-	4.02	0.7	6.56	6.16	2.17	5.62	0.742	4.45	6.43	11
PCB-148	74472-41-6	ng/g	0.736 J	0.494 J	< 0.0662 U	< 0.0669 U	< 0.0691 U	-	< 0.0689 U	< 0.0661 U	0.618	< 0.0681 U	< 0.0684 U	< 0.0689 U	< 0.0685 U	< 0.0671 U	0.53	0.971
PCB-150	68194-08-1	ng/g	0.776 J	0.673 J	< 0.0759 U	0.322 J	0.371 J	-	0.288 J	< 0.0758 UJ	0.489 J	0.347 J	0.22 J	0.419 J	< 0.0786 UJ	0.308 J	0.495 J	0.853 J
PCB-151	52663-63-5	ng/g	21.1	24.7	2.09 J	14.1 J	23.8	-	15.4	3.35	21.6	31.2	9.17	18	3.5	19.5	25.1	60.3 J
PCB-152	68194-09-2	ng/g	0.997 J	0.599 J	< 0.0839 U	< 0.0849 U	< 0.0877 U	-	0.292	< 0.0838 U	0.542	0.566	< 0.0868 U	0.563	< 0.0869 U	0.418	0.572	1.25

Table 12
Phase 2 Reach Floodplain Soil Analytical Results
Phase 2 Data Evaluation Summary Memorandum
Lower Neponset River
Boston and Milton, Massachusetts

			24D-0067 24D-0067-AS 6/4/2024 N 0 - 1 ft	24D-0067 24D-0067-BS 6/4/2024 N 1 - 2 ft	24D-0067 24D-0067-CS 6/4/2024 N 2 - 2.5 ft	24D-0068 24D-0068-AS 6/4/2024 N 0 - 1 ft	24D-0068 24D-0068-BS 6/4/2024 N 1 - 2 ft	24D-0068 24D-0068-CS 6/4/2024 N 2 - 2.3 ft	24D-0069 24D-0069-AS 6/5/2024 N 0 - 1 ft	24D-0069 24D-0069-BS 6/5/2024 N 1 - 1.8 ft	24D-0070 24D-0070-AS 6/5/2024 N 0 - 1 ft	24D-0070 24D-0070-BS 6/5/2024 N 1 - 2 ft	24D-0070 24D-0070-CS 6/5/2024 N 2 - 3 ft	24D-0071 24D-0071-AS 6/5/2024 N 0 - 1 ft	24D-0071 24D-0071-BS 6/5/2024 N 1 - 2 ft	24D-0071 24D-0071-CS 6/5/2024 N 2 - 2.6 ft	24D-0072 24D-0072-AS 6/5/2024 N 0 - 1 ft	24D-0072 24D-0072-BS 6/5/2024 N 1 - 2 ft
Analyte	CAS Number	Units															
PCB-153	35065-27-1	ng/g	69.7 J	102 J	8.09 J	69.6 J	113 J	-	70.3 J	14.2	89.2 J	127 J	24.9	74.5 J	14	86.2 J	105 J	187 J
PCB-154	60145-22-4	ng/g	4.53 J	3.52 J	< 0.0484 U	2.5 J	3.04 J	-	1.93	< 0.0484 U	3.25	3.07	1.27	2.93	0.4	2.27	3.25	6.97
PCB-155	33979-03-2	ng/g	< 0.0418 UJ	< 0.0419 UJ	< 0.0408 UJ	< 0.0413 UJ	< 0.0426 UJ	-	< 0.0425 UJ	< 0.0408 UJ	< 0.0416 UJ	< 0.042 UJ	< 0.0422 UJ	< 0.0425 UJ	< 0.0423 UJ	< 0.0414 UJ	< 0.0414 UJ	< 0.0415 UJ
PCB-156	38380-08-4	ng/g	9.38 J	14.9 J	1.03 J	10.2 J	14.6 J	-	9.95 J	2.54 J	12.9 J	22.1 J	3.74	11.6	2.27	11.2	16.3	34.3
PCB-157	69782-90-7	ng/g	3.21 J+	5.11 J+	< 0.0566 U	3.18 J+	5.35 J+	-	3.98 J	1.05 J	5.01 J	6.6 J	< 0.0586 U	3.89 J+	0.878 J+	4.56 J+	6.06 J+	9.89 J+
PCB-158/160	PCB-158/160	ng/g	9.41 J	14.4 J	0.908 J	10.1 J	16.7 J	-	10.3	2.77	14	21.8	4.19	11.8	2.37	13.8	17	33.1
PCB-159	39635-35-3	ng/g	1.27 J	< 0.0691 U	< 0.0673 U	< 0.0681 U	< 0.0703 U	-	1.3	< 0.0673 U	1.01	1.33	< 0.0696 U	< 0.0701 U	< 0.0697 U	< 0.0682 U	1.06	2.47
PCB-161	74472-43-8	ng/g	< 0.065 U	< 0.0652 U	< 0.0635 U	< 0.0642 U	< 0.0664 U	-	< 0.0661 U	< 0.0635 U	< 0.0648 U	< 0.0653 U	< 0.0657 U	< 0.0661 U	< 0.0658 U	< 0.0644 U	< 0.0645 U	< 0.0646 U
PCB-162	39635-34-2	ng/g	< 0.0666 U	< 0.0668 U	< 0.065 U	< 0.0658 U	< 0.0679 U	-	0.533 J	< 0.065 UJ	0.773 J	1.93 J	< 0.0672 UJ	< 0.0677 UJ	< 0.0673 UJ	< 0.0659 UJ	1.25 J	1.69 J
PCB-165	74472-46-1	ng/g	< 0.0932 U	< 0.0934 U	< 0.091 U	< 0.092 U	< 0.095 U	-	< 0.0947 U	< 0.0909 U	0.453	< 0.0935 U	< 0.0941 U	< 0.0947 U	< 0.0942 U	< 0.0922 U	< 0.0923 U	0.933
PCB-166	41411-63-6	ng/g	< 0.0834 U	< 0.0836 U	< 0.0814 U	< 0.0823 U	< 0.0851 U	-	0.677 J	< 0.0814 UJ	0.65 J	1.14 J	< 0.0842 UJ	< 0.0848 UJ	< 0.0843 UJ	< 0.0825 UJ	1.21 J	1.84 J
PCB-167	52663-72-6	ng/g	4.15 J	6.81 J	0.394 J	4.52 J	7.4 J	-	4.74	0.798	6.68	9.12	1.48	5.4	1.09	6.38	7.6	12.1
PCB-169	32774-16-6	ng/g	< 0.0504 UJ	< 0.0505 UJ	< 0.0492 UJ	< 0.0498 UJ	< 0.0514 UJ	-	< 0.0512 UJ	< 0.0492 UJ	< 0.0502 UJ	< 0.0506 UJ	< 0.0509 UJ	< 0.0512 UJ	< 0.051 UJ	< 0.0499 UJ	< 0.0499 UJ	< 0.0501 UJ
PCB-170/190	PCB-170/190	ng/g	21.3 J	29.5 J	2.5 J	19.6 J	32.2 J	-	19	3.36	24.4	32	7.8	18.6	3.42	19.7	26.9	61.1 J
PCB-171	52663-71-5	ng/g	5.5 J	7.84 J	0.703 J	4.68 J	8.51 J	-	4.96	1.01	6.18	8.69	2.12	5.29	0.984	5.57	6.94	16.9
PCB-172/192	PCB-172/192	ng/g	3.09 J	3.69 J	< 0.141 UJ	2.62 J	3.93 J	-	2.9	0.576	3.49	4.84	1.32	2.78	0.58	2.9	3.97	9.5
PCB-173	68194-16-1	ng/g	< 0.0881 UJ	< 0.0883 UJ	< 0.086 UJ	< 0.087 UJ	< 0.0899 UJ	-	0.384 J	< 0.0859 UJ	0.556 J	0.749 J	< 0.0889 UJ	< 0.0895 UJ	< 0.0891 UJ	< 0.0872 UJ	< 0.0873 UJ	1.43 J
PCB-174	38411-25-5	ng/g	17.2 J	< 0.104 UJ	1.75 J	14.7 J	26.7 J	-	15.4	2.8	18.7	27.8	6.53	15.3	3.2	16.6	22.4	52.8 J
PCB-175	40186-70-7	ng/g	< 0.0629 UJ	< 0.063 UJ	< 0.0614 UJ	< 0.0621 UJ	0.856 J	-	0.657	< 0.0614 U	0.721	1.26	0.368	0.729	< 0.0636 U	0.65	0.888	2.55
PCB-176	52663-65-7	ng/g	2.12 J	2.71 J	0.267 J	1.43 J	2.83 J	-	1.92	0.323	2.4	3.65	1.07	1.87	0.43	2.13	2.64	6.93
PCB-177	52663-70-4	ng/g	12.4 J	14.4 J	1.16 J	9.86 J	16.2 J	-	9.37	1.5	12.5	16.1	4.34	9.99	1.74	10.2	14.2	34.5
PCB-178	52663-67-9	ng/g	5.36 J	5.6 J	0.48 J	3.82 J	5.85 J	-	3.54	0.553	4.77	5.86	1.88	4.06	0.755	3.73	5.32	12.7
PCB-179	52663-64-6	ng/g	7.72 J	8.85 J	0.775 J	5.34 J	8.87 J	-	6.41	1.13	8.14	11	3.3	6.42	1.24	6.91	8.91	22
PCB-180	35065-29-3	ng/g	37.2 J	49.5 J	3.91 J	31.9 J	54.7 J	-	36.3	5.77	43.8 J	62.1 J	14.9	34.5	6.83	37.7	50.6 J	117 J
PCB-181	74472-47-2	ng/g	< 0.0926 UJ	18.2 J	< 0.0904 UJ	< 0.0914 UJ	< 0.0944 UJ	-	< 0.0941 U	< 0.0903 U	< 0.0922 U	< 0.093 U	< 0.0935 U	< 0.0941 U	< 0.0936 U	< 0.0916 U	< 0.0918 U	< 0.092 U
PCB-182/187	PCB-182/187	ng/g	24.9 J	27.2 J	2.1 J	18.7 J	30.4 J	-	18	2.82	22.8	30.6	8.36	18.3	3.36	18.6	25.5	64 J
PCB-183	52663-69-1	ng/g	8.7 J	11.8 J	0.752 J	7.18 J	12.5 J	-	8.35	1.4	10.3	15.9	3.97	8.32	1.87	9.42	11.9	29.1
PCB-184	74472-48-3	ng/g	< 0.0486 U	< 0.0488 U	< 0.0475 U	< 0.048 U	< 0.0496 U	-	< 0.0495 U	< 0.0474 U	< 0.0484 U	< 0.0488 U	< 0.0491 U	< 0.0494 U	< 0.0492 U	< 0.0481 U	< 0.0482 U	< 0.0483 U
PCB-185	52712-05-7	ng/g	1.9 J	2.59 J	< 0.0696 UJ	1.52 J	2.89 J	-	1.8	< 0.0696 U	2.15	3.38	0.661	1.84	0.481	1.89	2.54	5.86
PCB-186	74472-49-4	ng/g	< 0.073 U	< 0.0732 U	< 0.0713 U	< 0.0721 U	< 0.0745 U	-	< 0.0743 U	< 0.0713 U	< 0.0728 U	< 0.0733 U	< 0.0738 U	< 0.0742 U	< 0.0739 U	< 0.0723 U	< 0.0724 U	< 0.0726 U
PCB-188	74487-85-7	ng/g	0.197 J	< 0.0533 U	< 0.0519 U	< 0.0525 U	< 0.0542 U	-	< 0.054 U	< 0.0518 U	< 0.0529 U	< 0.0533 U	< 0.0536 U	< 0.054 U	< 0.0537 U	< 0.0526 U	< 0.0527 U	< 0.0528 U
PCB-189	39635-31-9	ng/g	1.09 J	1.36 J	< 0.0534 UJ	0.938 J	1.21 J	-	1.12 J	< 0.0534 UJ	1.2 J	1.73 J	< 0.0552 UJ	1.23 J	< 0.0553 UJ	1.35 J	1.41 J	2.99 J
PCB-191	74472-50-7	ng/g	0.747 J	0.94 J	< 0.132 UJ	< 0.134 UJ	1.01 J	-	0.804 J	< 0.132 UJ	0.957 J	1.61 J	< 0.137 UJ	0.877 J	< 0.137 UJ	1.04 J	1.14 J	2.49 J
PCB-193	69782-91-8	ng/g	2.31 J	2.65 J	0.194 J	1.74 J	2.26 J	-	2.06 J	< 0.178 UJ	2.72 J	3.61 J	0.993 J	2.24 J	0.36 J	2.08 J	2.86 J	6.42 J
PCB-194	35694-08-7	ng/g	16.5 J	17.4 J	< 0.153 UJ	13.4 J	18.3 J	-	17.4 J	1.88 J	20.5 J	26.5 J	8.96 J	16.6 J	3.26 J	14.6 J	20.5 J	50.5 J
PCB-195	52663-78-2	ng/g	5.31 J	5.6 J	< 0.145 UJ	3.22 J	5.97 J	-	5.87 J	< 0.145 UJ	7.09 J	9.11 J	2.44 J	5.8 J	< 0.15 UJ	5.11 J	7.38 J	16.9 J
PCB-196/203	PCB-196/203	ng/g	14.5 J	16.9 J	1.55 J	10.8 J	17.2 J	-	19.8 J	2.73 J	23.6 J	32.3 J	9.19 J	18.8 J	4.1 J	18.6 J	25.2 J	55.3 J
PCB-197	33091-17-7	ng/g	0.466 J	0.516 J	< 0.0568 U	< 0.0575 U	< 0.0594 U	-	0.371	< 0.0568 U	0.527	0.681	< 0.0588 U	< 0.0591 U	< 0.0589 U	0.388	0.409	1.23
PCB-198	68194-17-2	ng/g	0.595 J	1.24 J	< 0.0965 UJ	< 0.0976 UJ	< 0.101 UJ	-	1.01 J	< 0.0964 UJ	< 0.0984 UJ	1.27 J	< 0.0998 UJ	< 0.1 UJ	< 0.0999 UJ	< 0.0978 UJ	< 0.098 UJ	2.29 J
PCB-199	52663-75-9	ng/g	12.5 J	14.3 J	1.46 J	9.65 J	14.4 J	-	19.7 J	3.25 J	20.6 J	29.1 J	8.93 J	16.3 J	3.38 J	16.3 J	21.3 J	50.9 J
PCB-200	52663-73-7	ng/g	1.55 J	1.71 J	< 0.0824 U	1.25 J	1.86 J	-	1.19	< 0.0823 U	1.38	2.01	0.691	1.33	< 0.0853 U	1.22	1.58	3.75
PCB-201	40186-71-8	ng/g	1.5 J	2.03 J	< 0.0494 U	0.883 J	1.98 J	-	1.21	< 0.0494 U	1.34	2.32	0.667	1.22	< 0.0512 U	1.38	1.69	3.75
PCB-202	2136-99-4	ng/g	2.31 J	2.72 J	< 0.0618 U	1.98 J	2.55 J	-	1.9	< 0.0617 U	2.31	3.3	0.982	1.99	0.357	1.85	2.55	5.8
PCB-204	74472-52-9	ng/g	< 0.0979 U	< 0.0981 U	< 0.0956 U	< 0.0966 U	< 0.0998 U	-	< 0.0995 U	< 0.0955 U	< 0.0975 U	< 0.0983 U	< 0.0988 U	< 0.0994 U	< 0.099 U	< 0.0968 U	< 0.097 U	< 0.0972 U
PCB-205	74472-53-0	ng/g	0.852 J	0.96 J	< 0.0528 UJ	< 0.0534 UJ	< 0.0552 UJ	-	0.632 J	< 0.0528 UJ	< 0.0539 UJ	1.29 J	< 0.0546 UJ	1.06 J	< 0.0547 UJ	< 0.0535 UJ	0.924 J	2.33 J
PCB-206	40186-72-9	ng/g	7.06 J	7.61 J	< 0.0507 UJ	6.33 J	8.5 J	-	6.76 J	< 0.0507 UJ	7.65 J	10.9 J	6.41 J	6.46 J	1.51 J	7.15 J	8.57 J	16.3 J
PCB-207	52663-79-3	ng/g	0.68 J	0.837 J	< 0.0669 UJ	< 0.0677 UJ	< 0.0699 UJ	-	1.26 J	< 0.0669 UJ	0.9 J	1.52 J	< 0.0692 UJ	0.921 J	< 0.0693 UJ	0.942 J	1.12 J	2.04 J
PCB-208	52663-77-1	ng/g	1.88 J	2.34 J	< 0.0669 UJ	2.03 J	2.86 J	-	2.1 J	< 0.0669 UJ	2.46 J	3.13 J	2.26 J	2.19 J	0.589 J	2.44 J	2.79 J	4.78 J
PCB-209	2051-24-3	ng/g	3.39 J	4.16 J	< 0.0441 UJ	4.59 J	5.78 J	-	4.6 J	< 0.044 UJ	5.55 J	5.13 J	6.05 J	4.66 J	1.22 J	4.51 J	5.5 J	6.07 J
Total Decachlorobiphenyls	RA_Total_DECPCB	ng/g	3.39	4.16	< 0.0441 U	4.59	5.78	-	4.6	< 0.044 U	5.55	5.13	6.05	4.66	1.22	4.51	5.5	6.07
Total Dichlorobiphenyls	RA_Total_DIPCB	ng/g	669.15	636.52	112.84	179.61	221.13	-	157.33	53.231	224.95	1291.7	3788.7	228.05	60.929	260.14	384.51	3450.8
Total Heptachlorobiphenyls	RA_Total_HEPPCB	ng/g	151.734	186.83	14.591	124.028	210.916	-	132.975	21.242	165.784	230.879	57.612	132.346	25.25	140.47	188.118	448.27
Total Hexachlorobiphenyls	RA_Total_HEXPCB	ng/g	458.015	635.856	49.022	414.712	688.361	-	421.949	91.968	556.225	815.983	184.757	467.982	89.89	529.436	650.487	1397.35
Total Monochlorobiphenyls	RA_Total_MONPCB	ng/g	164.31	82.5	9.3	38.2	32.2	-	34.486	1.805	55.384	72.78	553	51.725	4.25	54.861	64.257	103.88
Total Nonachlorobiphenyls	RA_Total_NONPCB	ng/g	9.62	10.787	< 0.0669 U	8.36	11.36	-	10.12	< 0.0669 U	11.01	15.55	8.67	9.571	2.099	10.532	12.48	23.12
Total Octachlorobiphenyls	RA_Total_OCTPCB	ng/g	56.083	63.376	3.01	41.183	62.26	-	69.083	7.86	77.347	107.881	31.86	63.1	11.097	59.448	81.533	192.75
Total Pentachlorobiphenyls	RA_Total_PENPCB	ng/g	997.581	1214.11	119.454	694.168	1270.42	-	584.39	238.558	778.075	2412.56	743.983	731.082	253.622	848.891	1161.12	5590.27
Total Tetrachlorobiphenyls	RA_Total_TETPCB	ng/g	2647.39	2272.67	256.538	768.762	1250.61	-	652.904	546.835	759.613	6816.03	2934.48	772.46	448.99	972.39	1439.66	19176.1
Total Trichlorobiphenyls	RA_Total_TRICPB	ng/g	2181.93	2004.63	246.31	232.83	340.57	-	294.44	309.611	277.427	7465.17	4715.07	239.632	230.511	376.19	660.49	21119.5
Total PCB Congeners	RA_Tot_PCB_Cong	ng/g	7339.2	7111.44	811.065	2506.44	4093.61	-	2362.28	1271.11	2911.36	19233.7	13024.2	2700.61	1127.86	3256.87	4648.16	51508.2
Total PCB TEQ (Bird)	RA-TEQ-B-PCB	ng/g	1.2401041	1.1437648	0.15018894	0.90527548	1.3849626	-	0.4616146	0.42330858	0.6079188	3.8461255	0.7186516	0.626726	0.3067946	0.7899578	1.6537118	7.1981579
Total PCB TEQ (Fish)	RA-TEQ-F-PCB	ng/g	0.0102437	0.0037994	0.00039102	0.00294989	0.00456405	-	0.0017204	0.00129486	0.00229005	0.0245036	0.0018815	0.0022597	0.00098914	0.00279955	0.0162106	0.0470944
Total PCB TEQ (Mammal)	RA-TEQ-M-PCB	ng/g	0.1449602	0.0088964	0.00085112	0.00651634	0.0098673	-	0.0043275	0.00233556	0.0055393	0.2954406	0.004139	0.0056312	0.00193014	0.0062543	0.2412126	0.5886074
TAL Metals and Mercury																		
Aluminum	7429-90-5	mg/kg	9000	5900	3200	8400 J-	9000	10000	9000	4800	12000	10000	5200	9800	8100	6200	12000	5700
Calcium	7440-70-2	mg/kg	2700	1700	1700	3700	2200	4400	3700	1200	3800	2500	1300	5600	4600	2000	4400	1600
Iron	7439-89-6	mg/kg	22000	11000	7800	20000	13000	24000	19000	9000	37000	27000	8600	21000	10000	11000	35000	8700
Magnesium	7439-95-4	mg/kg	2200	1300	1100	2100 J-	2200	2500	2100	1500	2800	2300	1400	2600	2300	2400	2900	1500
Potassium	7440-09-7	mg/kg	290 J-	160 J-	210 J-	290 J-	210 J-	270 J-	320 J	280 J	320 J	270 J	230 J	270 J	220 J	310 J	460 J	270 J
Sodium	7440-23-5	mg/kg	550 J	430 J	270 J	420 J	330 J	470 J	420 J	< 420 U	470 J	330 J	130 J	580 J	480 J	220 J	590 J	230 J
Antimony	7440-36-0	mg/kg	< 2.7 U	< 2.9 U	< 1.2 U	1.8	< 2.4 U	< 2.1 U	3.3	< 0.90 U	2.6	< 1.5 U	< 1.1 U	< 2.1 U	< 1.8 U	< 1.2 U	< 2.1 UJ	1.1
Arsenic	7440-38-2	mg/kg	8.0	8.5	3.4	7.2 J	6.6	6.7	16	1.4	13	6.3	6.2	8.5	4.8	2.7	13 J	4.7
Barium	7440-39-3	mg/kg	120	120	30	100 J+	67	110	190	18	140	68	34	92	54	19	130	44
Beryllium	7440-41-7	mg/kg	< 1.4 U	< 1.5 U	< 0.62 U	0.71 J-	< 1.2 U	< 1.1 U	1.3 J+	< 0.45 U	< 1.0 U	< 0.73 U	< 0.55 U	< 1.1 U	< 0.91 U	< 0.58 U	1.1 J+	< 0.55 U

Table 12
Phase 2 Reach Floodplain Soil Analytical Results
Phase 2 Data Evaluation Summary Memorandum
Lower Neponset River
Boston and Milton, Massachusetts

			24D-0067 24D-0067-AS 6/4/2024 N 0 - 1 ft	24D-0067 24D-0067-BS 6/4/2024 N 1 - 2 ft	24D-0067 24D-0067-CS 6/4/2024 N 2 - 2.5 ft	24D-0068 24D-0068-AS 6/4/2024 N 0 - 1 ft	24D-0068 24D-0068-BS 6/4/2024 N 1 - 2 ft	24D-0068 24D-0068-CS 6/4/2024 N 2 - 2.3 ft	24D-0069 24D-0069-AS 6/5/2024 N 0 - 1 ft	24D-0069 24D-0069-BS 6/5/2024 N 1 - 1.8 ft	24D-0070 24D-0070-AS 6/5/2024 N 0 - 1 ft	24D-0070 24D-0070-BS 6/5/2024 N 1 - 2 ft	24D-0070 24D-0070-CS 6/5/2024 N 2 - 3 ft	24D-0071 24D-0071-AS 6/5/2024 N 0 - 1 ft	24D-0071 24D-0071-BS 6/5/2024 N 1 - 2 ft	24D-0071 24D-0071-CS 6/5/2024 N 2 - 2.6 ft	24D-0072 24D-0072-AS 6/5/2024 N 0 - 1 ft	24D-0072 24D-0072-BS 6/5/2024 N 1 - 2 ft
Analyte	CAS Number	Units															
Cadmium	7440-43-9	mg/kg	1.3 J-	2.1 J-	0.63 J-	0.62 J-	< 1.2 UJ	0.52 J-	2.1 J-	< 0.45 UJ	1.7 J-	2.7 J-	0.41 J-	0.97 J-	1.1 J-	0.16 J-	1.3	1.0 J-
Chromium, Total	7440-47-3	mg/kg	62 EB	81 EB	24 EB	110 JEB	77 EB	64 EB	150 EB	11 EB	120 EB	79 EB	69 EB	87 EB	69 EB	27 EB	120 JEB	110 EB
Cobalt	7440-48-4	mg/kg	6.6	6.6	3.4	7.0 J+	3.6	6.0	6.4	2.5	14	6.0	3.7	6.4	3.3	3.8	13	4.3
Copper	7440-50-8	mg/kg	110	160	32	91 J	74	78	140 J	19 J	130 J	94 J	70 J	110 J	95 J	27 J	120 J	76 J
Lead	7439-92-1	mg/kg	220	330	75	200 J+	230	210	400	34	360	300	120	260	230	45	380	190
Manganese	7439-96-5	mg/kg	390 EB	280 EB	150 EB	750 JEB	340 EB	710 EB	400 JEB	160 JEB	1700 JEB	500 JEB	100 JEB	470 JEB	68 JEB	57 JEB	1500 JEB	140 JEB
Nickel	7440-02-0	mg/kg	14	17	5.6	42 J	7.7 J-	10	19	3.6 J-	21	11	5.2	13	10	5.2	18	9.4
Selenium	7782-49-2	mg/kg	< 6.7 UJ	< 7.3 UJ	< 3.1 UJ	1.2 J	< 6.0 UJ	< 5.4 UJ	0.72 J-	< 2.3 UJ	< 5.0 UJ	< 3.7 UJ	< 2.8 UJ	< 5.3 UJ	< 4.5 UJ	< 2.9 UJ	1.2 J-	< 2.8 UJ
Silver	7440-22-4	mg/kg	0.58 J	0.99 J	0.099 J	0.45 J	0.62 J	0.54 J	0.99	0.063 J	1.2	0.72 J	0.25 J	0.70 J	0.67 J	0.081 J	0.92 J	0.43 J
Thallium	7440-28-0	mg/kg	< 1.4 U	< 1.5 U	< 0.62 U	0.11 J	< 1.2 U	< 1.1 U	0.15 J	< 0.45 U	0.10 J	< 0.73 U	0.050 J	0.074 J	< 0.91 U	< 0.58 U	0.23 J	0.055 J
Vanadium	7440-62-2	mg/kg	32	40	15	38	27	32	61	7.7	49	31	14	40	29	18	51	32
Zinc	7440-66-6	mg/kg	280 EB	380 EB	110 EB	180 JEB	87 EB	140 EB	330 JEB	26 JEB	260 JEB	200 JEB	120 JEB	220 JEB	180 JEB	62 JEB	310 JEB	220 JEB
Mercury	7439-97-6	mg/kg	0.72	0.71	0.20	0.78 J-	0.92	0.22	0.95	< 0.10 U	1.2	0.73	0.70	1.0	0.90	0.21	1.2	0.40
TCL VOCs																		
1,1,1-Trichloroethane (TCA)	71-55-6	ug/kg	< 13 U	< 15 U	< 6.8 U	< 13 U	< 12 U	< 14 U	< 15 U	< 5.4 UJ	< 11 U	< 9.8 UJ	< 7.1 UJ	< 1300 U	< 9.9 U	< 7.2 U	< 10 U	< 550 U
1,1,2,2-TETRACHLOROETHANE	79-34-5	ug/kg	< 13 U	< 15 U	< 6.8 U	< 13 U	< 12 U	< 14 U	< 15 U	< 5.4 U	< 11 U	< 9.8 U	< 7.1 U	< 15 U	< 9.9 U	< 7.2 U	< 10 U	< 7.2 U
1,1,2-TRICHLORO-1,2,2-TRIFLUOROETHANE	76-13-1	ug/kg	< 13 U	< 15 U	< 6.8 U	< 13 U	< 12 U	< 14 U	< 15 U	< 5.4 UJ	< 11 U	< 9.8 UJ	< 7.1 UJ	< 1300 U	< 9.9 U	< 7.2 U	< 10 U	< 550 U
1,1,2-Trichloroethane	79-00-5	ug/kg	< 13 U	< 15 U	< 6.8 U	< 13 U	< 12 U	< 14 U	< 15 U	< 5.4 U	< 11 U	< 9.8 U	< 7.1 U	< 15 U	< 9.9 U	< 7.2 U	< 10 U	< 7.2 U
1,1-Dichloroethane	75-34-3	ug/kg	< 13 U	< 15 U	< 6.8 U	< 13 U	< 12 U	< 14 U	< 15 U	< 5.4 U	< 11 U	< 9.8 U	< 7.1 U	< 15 U	< 9.9 U	< 7.2 U	< 10 U	< 7.2 U
1,1-Dichloroethene	75-35-4	ug/kg	< 13 UJ	< 15 U	< 6.8 U	< 13 U	< 12 U	< 14 U	< 15 U	< 5.4 UJ	< 11 UJ	< 9.8 UJ	< 7.1 UJ	< 15 UJ	< 9.9 UJ	< 7.2 UJ	< 10 UJ	< 7.2 UJ
1,2,3-Trichlorobenzene	87-61-6	ug/kg	< 13 UJ	< 15 UJ	< 6.8 U	< 13 UJ	< 12 U	< 14 U	< 1400 U	< 5.4 UJ	< 11 U	< 9.8 UJ	< 7.1 UJ	< 1300 U	< 9.9 U	< 7.2 U	< 10 UJ	< 550 U
1,2,3-TRICHLOROPROPANE	96-18-4	ug/kg	< 13 U	< 15 U	< 6.8 U	< 13 U	< 12 U	< 14 U	< 15 U	< 5.4 UJ	< 11 U	< 9.8 UJ	< 7.1 U	< 15 U	< 9.9 U	< 7.2 U	< 10 U	< 7.2 U
1,2,4-TRICHLOROBENZENE	120-82-1	ug/kg	< 13 UJ	< 15 UJ	< 6.8 U	< 13 UJ	< 12 U	< 14 U	< 1400 U	< 5.4 UJ	< 11 U	< 9.8 UJ	< 7.1 UJ	< 1300 U	< 9.9 U	< 7.2 U	< 10 UJ	< 550 U
1,2,4-Trimethylbenzene	95-63-6	ug/kg	< 13 UJ	< 15 U	< 6.8 U	< 13 UJ	< 12 U	< 14 U	< 1400 U	< 5.4 U	< 11 U	< 9.8 U	< 7.1 U	< 1300 U	< 9.9 U	< 7.2 U	< 10 U	< 550 U
1,2-Dibromo-3-Chloropropane	96-12-8	ug/kg	< 13 UJ	< 15 U	< 6.8 U	< 13 UJ	< 12 U	< 14 U	< 1400 U	< 5.4 U	< 11 U	< 9.8 U	< 7.1 U	< 1300 U	< 9.9 U	< 7.2 U	< 10 U	< 550 U
1,2-Dibromoethane (Ethylene Dibromide)	106-93-4	ug/kg	< 13 U	< 15 U	< 6.8 U	< 13 U	< 12 U	< 14 U	< 15 U	< 5.4 UJ	< 11 U	< 9.8 UJ	< 7.1 UJ	< 1300 U	< 9.9 U	< 7.2 U	< 10 U	< 550 U
1,2-Dichlorobenzene	95-50-1	ug/kg	< 13 UJ	< 15 UJ	< 6.8 U	< 13 UJ	< 12 U	< 14 U	< 1400 U	< 5.4 UJ	< 11 U	< 9.8 UJ	< 7.1 UJ	< 1300 U	< 9.9 U	< 7.2 U	< 10 UJ	< 550 U
1,2-Dichloroethane	107-06-2	ug/kg	< 13 U	< 15 U	< 6.8 U	< 13 U	< 12 U	< 14 U	< 15 U	< 5.4 UJ	< 11 U	< 9.8 UJ	< 7.1 UJ	< 1300 U	< 9.9 U	< 7.2 U	< 10 U	< 550 U
1,2-DICHLOROPROPANE	78-87-5	ug/kg	< 13 U	< 15 U	< 6.8 U	< 13 U	< 12 U	< 14 U	< 15 U	< 5.4 UJ	< 11 U	< 9.8 UJ	< 7.1 U	< 15 U	< 9.9 U	< 7.2 U	< 10 U	< 7.2 U
1,3,5-Trimethylbenzene (Mesitylene)	108-67-8	ug/kg	< 13 UJ	< 15 U	< 6.8 U	< 13 UJ	< 12 U	< 14 U	< 1400 U	< 5.4 U	< 11 U	< 9.8 U	< 7.1 U	< 1300 U	< 9.9 U	< 7.2 U	< 10 U	< 550 U
1,3-DICHLOROBENZENE	541-73-1	ug/kg	< 13 UJ	< 15 UJ	< 6.8 U	< 13 UJ	< 12 U	< 14 U	< 1400 U	< 5.4 UJ	< 11 U	< 9.8 UJ	< 7.1 UJ	< 1300 U	< 9.9 U	< 7.2 U	< 10 UJ	< 550 U
1,4-DICHLOROBENZENE	106-46-7	ug/kg	< 13 UJ	< 15 UJ	< 6.8 U	< 13 UJ	< 12 U	< 14 U	< 1400 U	< 5.4 UJ	< 11 U	< 9.8 UJ	< 7.1 UJ	< 1300 U	< 9.9 U	< 7.2 U	< 10 UJ	< 550 U
2-HEXANONE	591-78-6	ug/kg	< 25 U	< 29 U	< 14 U	< 26 U	< 25 U	< 28 U	< 30 U	< 11 U	< 22 U	< 20 U	< 14 U	< 29 U	< 20 U	< 14 U	< 20 U	< 14 U
ACETONE	67-64-1	ug/kg	< 25 U	290 TB	< 14 U	< 26 U	< 25 U	< 28 U	< 30 U	< 11 U	< 22 U	< 20 U	40 EB	< 29 U	< 20 U	< 14 U	< 20 U	19 EB
Benzene	71-43-2	ug/kg	< 13 U	< 15 U	< 6.8 U	< 13 U	< 12 U	< 14 U	< 15 U	< 5.4 U	< 11 U	< 9.8 U	< 7.1 U	< 15 U	< 9.9 U	< 7.2 U	< 10 U	< 7.2 U
BROMOCHLOROMETHANE	74-97-5	ug/kg	< 13 U	< 15 U	< 6.8 U	< 13 U	< 12 U	< 14 U	< 15 U	< 5.4 U	< 11 U	< 9.8 U	< 7.1 U	< 15 U	< 9.9 U	< 7.2 U	< 10 U	< 7.2 U
BROMODICHLOROMETHANE	75-27-4	ug/kg	< 13 U	< 15 U	< 6.8 U	< 13 U	< 12 U	< 14 U	< 15 U	< 5.4 UJ	< 11 U	< 9.8 UJ	< 7.1 U	< 15 U	< 9.9 U	< 7.2 U	< 10 U	< 7.2 U
BROMOFORM	75-25-2	ug/kg	< 13 UJ	< 15 U	< 6.8 U	< 13 UJ	< 12 U	< 14 U	< 1400 U	< 5.4 U	< 11 U	< 9.8 U	< 7.1 U	< 1300 U	< 9.9 U	< 7.2 U	< 10 U	< 550 U
BROMOMETHANE	74-83-9	ug/kg	< 13 U	< 15 U	< 6.8 U	< 13 U	< 12 U	< 14 U	< 15 U	< 5.4 U	< 11 U	< 9.8 U	< 7.1 U	< 15 U	< 9.9 U	< 7.2 U	< 10 U	< 7.2 U
CARBON DISULFIDE	75-15-0	ug/kg	< 13 U	< 15 U	< 6.8 U	< 13 U	< 12 U	< 14 U	< 15 U	< 5.4 U	< 11 U	< 9.8 U	< 7.1 U	< 15 U	< 9.9 U	< 7.2 U	< 10 U	< 7.2 U
CARBON TETRACHLORIDE	56-23-5	ug/kg	< 13 U	< 15 U	< 6.8 U	< 13 U	< 12 U	< 14 U	< 15 U	< 5.4 UJ	< 11 U	< 9.8 UJ	< 7.1 UJ	< 1300 U	< 9.9 U	< 7.2 U	< 10 U	< 550 U
Chlorobenzene	108-90-7	ug/kg	< 13 UJ	< 15 UJ	< 6.8 U	< 13 U	< 12 U	< 14 U	< 15 U	< 5.4 UJ	< 11 U	< 9.8 UJ	< 7.1 UJ	< 1300 U	< 9.9 U	< 7.2 U	< 10 UJ	< 550 U
CHLOROETHANE	75-00-3	ug/kg	< 13 U	< 15 U	< 6.8 U	< 13 U	< 12 U	< 14 U	< 15 U	< 5.4 U	< 11 U	< 9.8 U	< 7.1 U	< 15 U	< 9.9 U	< 7.2 U	< 10 U	< 7.2 U
Chloroform	67-66-3	ug/kg	< 13 U	< 15 U	< 6.8 U	< 13 U	< 12 U	< 14 U	< 15 U	< 5.4 U	< 11 U	< 9.8 U	< 7.1 U	< 15 U	< 9.9 U	< 7.2 U	< 10 U	< 7.2 U
CHLOROMETHANE	74-87-3	ug/kg	< 13 U	< 15 U	< 6.8 U	< 13 U	< 12 U	< 14 U	< 15 U	< 5.4 U	< 11 U	< 9.8 U	< 7.1 U	< 15 U	< 9.9 U	< 7.2 U	< 10 U	< 7.2 U
CIS-1,2-DICHLOROETHYLENE	156-59-2	ug/kg	< 13 U	< 15 U	< 6.8 U	< 13 U	< 12 U	< 14 U	< 15 U	< 5.4 U	< 11 U	< 9.8 U	< 7.1 U	< 15 U	< 9.9 U	< 7.2 U	< 10 U	< 7.2 U
cis-1,3-Dichloropropene	10061-01-5	ug/kg	< 13 U	< 15 U	< 6.8 U	< 13 U	< 12 U	< 14 U	< 15 U	< 5.4 U	< 11 U	< 9.8 U	< 7.1 U	< 15 U	< 9.9 U	< 7.2 U	< 10 U	< 7.2 U
Cyclohexane	110-82-7	ug/kg	< 13 U	< 15 U	< 6.8 U	< 13 U	< 12 U	< 14 U	< 15 U	< 5.4 UJ	< 11 U	< 9.8 UJ	< 7.1 U	< 15 U	< 9.9 U	< 7.2 U	< 10 U	< 7.2 U
DIBROMOCHLOROMETHANE	124-48-1	ug/kg	< 13 U	< 15 U	< 6.8 U	< 13 U	< 12 U	< 14 U	< 15 U	< 5.4 U	< 11 U	< 9.8 U	< 7.1 U	< 15 U	< 9.9 U	< 7.2 U	< 10 U	< 7.2 U
Dichlorodifluoromethane	75-71-8	ug/kg	< 13 U	< 15 U	< 6.8 U	< 13 U	< 12 U	< 14 U	< 15 U	< 5.4 U	< 11 U	< 9.8 U	< 7.1 U	< 15 U	< 9.9 U	< 7.2 U	< 10 U	< 7.2 U
Ethylbenzene	100-41-4	ug/kg	< 13 U	< 15 U	< 6.8 U	< 13 U	< 12 U	< 14 U	< 15 U	< 5.4 U	< 11 U	< 9.8 U	< 7.1 U	< 15 U	< 9.9 U	< 7.2 U	< 10 U	< 7.2 U
Isopropylbenzene (Cumene)	98-82-8	ug/kg	< 13 UJ	< 15 U	< 6.8 U	< 13 UJ	< 12 U	< 14 U	< 1400 U	< 5.4 U	< 11 U	< 9.8 U	< 7.1 U	< 1300 U	< 9.9 U	< 7.2 U	< 10 U	< 550 U
m,p-Xylene	179601-23-1	ug/kg	< 13 U	< 15 U	< 6.8 U	< 13 U	< 12 U	< 14 U	< 15 U	< 5.4 U	< 11 U	< 9.8 U	< 7.1 U	< 15 U	< 9.9 U	< 7.2 U	< 10 U	< 7.2 U
METHYL ACETATE	79-20-9	ug/kg	< 13 U	< 15 U	< 6.8 U	< 13 U	< 12 U	< 14 U	< 15 U	< 5.4 UJ	< 11 U	< 9.8 UJ	< 7.1 UJ	< 1300 U	< 9.9 U	< 7.2 U	< 10 U	< 550 U
Methyl Ethyl Ketone (2-Butanone)	78-93-3	ug/kg	< 25 U	130	< 14 U	< 26 U	< 25 U	< 28 U	< 30 U	< 11 U	< 22 U	< 20 U	18	< 29 U	< 20 U	< 14 U	< 20 U	< 14 U
METHYL ISOBUTYL KETONE (4-METHYL-2-PENTANONE)	108-10-1	ug/kg	< 25 U	< 29 U	< 14 U	< 26 U	< 25 U	< 28 U	< 30 U	< 11 U	< 22 U	< 20 U	< 14 U	< 29 U	< 20 U	< 14 U	< 20 U	< 14 U
Methylcyclohexane	108-87-2	ug/kg	< 13 U	< 15 U	< 6.8 U	< 13 U	< 12 U	< 14 U	< 15 U	< 5.4 UJ	< 11 U	< 9.8 UJ	< 7.1 U	< 15 U	< 9.9 U	< 7.2 U	< 10 U	< 7.2 U
Methylene Chloride	75-09-2	ug/kg	< 13 U	< 15 U	< 6.8 U	< 13 U	< 12 U	< 14 U	< 15 U	< 8.4 UJ	18 J+	< 9.8 UJ	8.8 J	< 1300 U	< 9.9 U	11 J+	13 J+	< 550 U
o-Xylene (1,2-Dimethylbenzene)	95-47-6	ug/kg	< 13 U	< 15 U	< 6.8 U	< 13 U	< 12 U	< 14 U	< 15 U	< 6.6 U	< 11 U	< 9.8 U	< 7.1 U	< 15 U	< 9.9 U	< 7.2 U	< 10 U	< 7.2 U
Styrene	100-42-5	ug/kg	< 13 U	< 15 U	< 6.8 U	< 13 U	< 12 U	< 14 U	< 15 U	< 6.0 U	< 11 U	< 9.8 U	< 7.1 U	< 15 U	< 9.9 U	< 7.2 U	< 10 U	< 7.2 U
TERT-BUTYL METHYL ETHER	1634-04-4	ug/kg	< 13 U	< 15 U	< 6.8 U	< 13 U	< 12 U	< 14 U	< 15 U	< 5.4 UJ	< 11 U	< 9.8 UJ	< 7.1 UJ	< 1300 U	< 9.9 U	< 7.2 U	< 10 U	< 550 U
Tetrachloroethylene (PCE)	127-18-4	ug/kg	< 13 U	< 15 U	< 6.8 U	< 13 U	< 12 U	< 14 U	< 15 U	< 5.4 U	< 11 U	3.8 J	3.8 J	< 15 U	< 9.9 U	< 7.2 U	< 10 U	< 7.2 U
Toluene	108-88-3	ug/kg	< 13 UJ	< 15 U	< 6.8 U	< 13 U	< 12 U	< 14 U	< 15 U	< 5.4 U	< 11 U	< 9.8 U	< 7.1 U	< 15 U	< 9.9 U	< 7.2 U	< 10 U	< 7.2 U
Trans-1,2-Dichloroethylene	156-60-5	ug/kg	< 13 U	< 15 U	< 6.8 U	< 13 U	< 12 U	< 14 U	< 15 U	< 5.4 U	< 11 U	< 9.8 U	< 7.1 U	< 15 U	< 9.9 U	< 7.2 U	< 10 U	< 7.2 U
Trans-1,3-Dichloropropene	10061-02-6	ug/kg	< 13 U	< 15 U	< 6.8 U	< 13 U	< 12 U	< 14 U	< 15 U	< 5.4 U	< 11 U	< 9.8 U	< 7.1 U	< 15 U	< 9.9 U	< 7.2 U	< 10 U	< 7.2 U
Trichloroethylene (TCE)	79-01-6	ug/kg	< 13 UJ	< 15 U	< 6.8 U	< 13 U	< 12 U	< 14 U	< 15 U	< 5.4 U	< 11 U	< 9.8 U	< 7.1 U	< 15 U	< 9.9 U	< 7.2 U	< 10 U	< 7.2 U
Trichlorofluoromethane	75-69-4	ug/kg	< 13 U	< 15 U	< 6.8 U	< 13 U	< 12 U	< 14 U	< 15 U	< 5.4 UJ	< 11 U	< 9.8 UJ	< 7.1 UJ	< 1300 U	< 9.9 U	< 7.2 U	< 10 U	< 550 U
Vinyl Chloride	75-01-4	ug/kg	< 13 U	< 15 U	< 6.8 U	< 13 U	< 12 U	< 14 U	< 15 U	< 5.4 U	< 11 U	< 9.8 U	< 7.1 U	< 15 U	< 9.9 U	< 7.2 U	< 10 U	< 7.2 U

Table 12
Phase 2 Reach Floodplain Soil Analytical Results
Phase 2 Data Evaluation Summary Memorandum
Lower Neponset River
Boston and Milton, Massachusetts

			24D-0067 24D-0067-AS 6/4/2024 N 0 - 1 ft	24D-0067 24D-0067-BS 6/4/2024 N 1 - 2 ft	24D-0067 24D-0067-CS 6/4/2024 N 2 - 2.5 ft	24D-0068 24D-0068-AS 6/4/2024 N 0 - 1 ft	24D-0068 24D-0068-BS 6/4/2024 N 1 - 2 ft	24D-0068 24D-0068-CS 6/4/2024 N 2 - 2.3 ft	24D-0069 24D-0069-AS 6/5/2024 N 0 - 1 ft	24D-0069 24D-0069-BS 6/5/2024 N 1 - 1.8 ft	24D-0070 24D-0070-AS 6/5/2024 N 0 - 1 ft	24D-0070 24D-0070-BS 6/5/2024 N 1 - 2 ft	24D-0070 24D-0070-CS 6/5/2024 N 2 - 3 ft	24D-0071 24D-0071-AS 6/5/2024 N 0 - 1 ft	24D-0071 24D-0071-BS 6/5/2024 N 1 - 2 ft	24D-0071 24D-0071-CS 6/5/2024 N 2 - 2.6 ft	24D-0072 24D-0072-AS 6/5/2024 N 0 - 1 ft	24D-0072 24D-0072-BS 6/5/2024 N 1 - 2 ft
Analyte	CAS Number	Units															
TCL SVOCs																	
1,2,4,5-TETRACHLOROBENZENE	95-94-3	ug/kg	< 460 U	< 520 U	< 270 U	< 380 U	< 380 U	< 430 U	< 460 U	< 200 U	< 400 U	< 320 U	< 230 U	< 430 U	< 350 U	< 230 U	< 360 U	< 280 U
1,4-Dioxane (P-Dioxane)	123-91-1	ug/kg	< 180 U	< 210 U	< 110 U	< 150 U	< 150 U	< 170 U	< 180 U	< 78 U	< 160 U	< 130 U	< 89 U	< 170 U	< 140 U	< 90 U	< 140 U	< 110 U
1-Methylnaphthalene	90-12-0	ug/kg	5.1 J	3.0 J	< 5.3 U	3.8 J	< 7.3 U	< 8.3 U	< 8.9 U	1.7 J	5.8 J	6.8	1.1 J	4.1 J	3.5 J	2.1 J	14	< 5.4 U
2,3,4,6-TETRACHLOROPHENOL	58-90-2	ug/kg	< 460 U	< 520 U	< 270 U	< 380 U	< 380 U	< 430 U	< 460 U	< 200 U	< 400 U	< 320 U	< 230 U	< 430 U	< 350 U	< 230 U	< 360 U	< 280 U
2,4,5-TRICHLOROPHENOL	95-95-4	ug/kg	< 460 U	< 520 U	< 270 U	< 380 U	< 380 U	< 430 U	< 460 U	< 200 U	< 400 U	< 320 U	< 230 U	< 430 U	< 350 U	< 230 U	< 360 U	< 280 U
2,4,6-TRICHLOROPHENOL	88-06-2	ug/kg	< 460 U	< 520 U	< 270 U	< 380 U	< 380 U	< 430 U	< 460 U	< 200 U	< 400 U	< 320 U	< 230 U	< 430 U	< 350 U	< 230 U	< 360 U	< 280 U
2,4-DICHLOROPHENOL	120-83-2	ug/kg	< 460 U	< 520 U	< 270 U	< 380 U	< 380 U	< 430 U	< 460 U	< 200 U	< 400 U	< 320 U	< 230 U	< 430 U	< 350 U	< 230 U	< 360 U	< 280 U
2,4-DIMETHYLPHENOL	105-67-9	ug/kg	< 460 UJ	< 520 UJ	< 270 UJ	< 380 UJ	< 380 UJ	< 430 UJ	< 460 UJ	< 200 U	< 400 U	< 320 U	< 230 U	< 430 U	< 350 U	< 230 U	< 360 U	< 280 U
2,4-DINITROPHENOL	51-28-5	ug/kg	< 890 U	< 1000 U	< 530 U	< 730 U	< 730 U	< 830 U	< 890 U	< 390 U	< 770 U	< 620 U	< 440 U	< 830 U	< 690 U	< 450 U	< 710 U	< 540 U
2,4-DINITROTOLUENE	121-14-2	ug/kg	< 460 U	< 520 U	< 270 U	< 380 U	< 380 U	< 430 U	< 460 U	< 200 U	< 400 U	< 320 U	< 230 U	< 430 U	< 350 U	< 230 U	< 360 U	< 280 U
2,6-DINITROTOLUENE	606-20-2	ug/kg	< 460 U	< 520 U	< 270 U	< 380 U	< 380 U	< 430 U	< 460 U	< 200 U	< 400 U	< 320 U	< 230 U	< 430 U	< 350 U	< 230 U	< 360 U	< 280 U
2-CHLORONAPHTHALENE	91-58-7	ug/kg	< 460 U	< 520 U	< 270 U	< 380 U	< 380 U	< 430 U	< 460 U	< 200 U	< 400 U	< 320 U	< 230 U	< 430 U	< 350 U	< 230 U	< 360 U	< 280 U
2-CHLOROPHENOL	95-57-8	ug/kg	< 460 U	< 520 U	< 270 U	< 380 U	< 380 U	< 430 U	< 460 U	< 200 U	< 400 U	< 320 U	< 230 U	< 430 U	< 350 U	< 230 U	< 360 U	< 280 U
2-Methylnaphthalene	91-57-6	ug/kg	7.5 J	3.9 J	< 5.3 U	5.0 J	< 7.3 U	< 8.3 U	2.5 J	2.4 J	7.7	7.6	2.3 J	5.0 J	4.5 J	3.1 J	19	1.5 J
2-METHYLPHENOL (O-CRESOL)	95-48-7	ug/kg	< 890 U	< 1000 U	< 530 U	< 730 U	< 730 U	< 830 U	< 890 U	< 390 U	< 770 U	< 620 U	< 440 U	< 830 U	< 690 U	< 450 U	< 710 U	< 540 U
2-NITROANILINE	88-74-4	ug/kg	< 460 U	< 520 U	< 270 U	< 380 U	< 380 U	< 430 U	< 460 U	< 200 U	< 400 U	< 320 U	< 230 U	< 430 U	< 350 U	< 230 U	< 360 U	< 280 U
2-NITROPHENOL	88-75-5	ug/kg	< 460 U	< 520 U	< 270 U	< 380 U	< 380 U	< 430 U	< 460 U	< 200 U	< 400 U	< 320 U	< 230 U	< 430 U	< 350 U	< 230 U	< 360 U	< 280 U
3,3'-DICHLOROBENZIDINE	91-94-1	ug/kg	< 890 U	< 1000 U	< 530 U	< 730 U	< 730 U	< 830 U	< 890 U	< 390 U	< 770 U	< 620 U	< 440 U	< 830 U	< 690 U	< 450 U	< 710 U	< 540 U
3-NITROANILINE	99-09-2	ug/kg	< 890 U	< 1000 U	< 530 U	< 730 U	< 730 U	< 830 U	< 890 U	< 390 U	< 770 U	< 620 U	< 440 U	< 830 U	< 690 U	< 450 U	< 710 U	< 540 U
4,6-DINITRO-2-METHYLPHENOL	534-52-1	ug/kg	< 890 U	< 1000 U	< 530 U	< 730 U	< 730 U	< 830 U	< 890 U	< 390 U	< 770 U	< 620 U	< 440 U	< 830 U	< 690 U	< 450 U	< 710 U	< 540 U
4-BROMOPHENYL PHENYL ETHER	101-55-3	ug/kg	< 460 U	< 520 U	< 270 U	< 380 U	< 380 U	< 430 U	< 460 U	< 200 U	< 400 U	< 320 U	< 230 U	< 430 U	< 350 U	< 230 U	< 360 U	< 280 U
4-CHLORO-3-METHYLPHENOL	59-50-7	ug/kg	< 460 U	< 520 U	< 270 U	< 380 U	< 380 U	< 430 U	< 460 U	< 200 U	< 400 U	< 320 U	< 230 U	< 430 U	< 350 U	< 230 U	< 360 U	< 280 U
4-CHLOROANILINE	106-47-8	ug/kg	< 890 U	< 1000 U	< 530 U	< 730 U	< 730 U	< 830 U	< 890 U	< 390 U	< 770 U	< 620 U	< 440 U	< 830 U	< 690 U	< 450 U	< 710 U	< 540 U
4-CHLOROPHENYL PHENYL ETHER	7005-72-3	ug/kg	< 460 U	< 520 U	< 270 U	< 380 U	< 380 U	< 430 U	< 460 U	< 200 U	< 400 U	< 320 U	< 230 U	< 430 U	< 350 U	< 230 U	< 360 U	< 280 U
4-METHYLPHENOL (P-CRESOL)	106-44-5	ug/kg	< 890 U	< 1000 U	< 530 U	< 730 U	< 730 U	< 830 U	< 890 U	< 390 U	< 770 U	< 620 U	< 440 U	< 830 U	< 690 U	< 450 U	< 710 U	< 540 U
4-Nitroaniline	100-01-6	ug/kg	< 890 U	< 1000 U	< 530 U	< 730 U	< 730 U	< 830 U	< 890 U	< 390 U	< 770 U	< 620 U	< 440 U	< 830 U	< 690 U	< 450 U	< 710 U	< 540 U
4-NITROPHENOL	100-02-7	ug/kg	< 890 U	< 1000 U	< 530 U	< 730 U	< 730 U	< 830 U	< 890 U	< 390 U	< 770 U	< 620 U	< 440 U	< 830 U	< 690 U	< 450 U	< 710 U	< 540 U
Acenaphthene	83-32-9	ug/kg	21	16	1.1 J	15	1.6 J	< 8.3 U	7.0 J	7.3	21	21	1.5 J	16	15	12	51	2.9 J
ACENAPHTHYLENE	208-96-8	ug/kg	27	5.4 J	< 5.3 U	26	2.4 J	< 8.3 U	9.0	6.5	36	11	6.5	25	16	6.1	73	6.0
Acetophenone	98-86-2	ug/kg	< 890 U	< 1000 U	< 530 U	< 730 U	< 730 U	< 830 U	< 890 U	< 390 U	160 J	< 620 U	< 440 U	200 J	< 690 U	< 450 U	150 J	< 540 U
ANTHRACENE	120-12-7	ug/kg	76	33	2.1 J	60	4.1 J	2.3 J	19	30	81	50	7.6	81	54	30	200	12
ATRAZINE	1912-24-9	ug/kg	< 890 U	< 1000 U	< 530 U	< 730 U	< 730 U	< 830 U	< 890 U	< 390 U	< 770 U	< 620 U	< 440 U	< 830 U	< 690 U	< 450 U	< 710 U	< 540 U
BENZALDEHYDE	100-52-7	ug/kg	< 890 U	< 1000 U	< 530 U	< 730 U	< 730 U	< 830 U	< 890 U	< 390 U	< 770 U	< 620 U	< 440 U	< 830 U	< 690 U	< 450 U	< 710 U	< 540 U
BENZO(A)ANTHRACENE	56-55-3	ug/kg	270	130	6.8	310	21	11	120	92	360	120	24	340	220	67	710	34
BENZO(A)PYRENE	50-32-8	ug/kg	140	77	8.0	200	26	14	83	45	210	71	29	210	100	62	470	37
Benzo(B)Fluoranthene	205-99-2	ug/kg	430	300	11	450	33	19	280	120	610	150	44	560	340	78	1200	47
Benzo(G,H,I)Perylene	191-24-2	ug/kg	20	11	6.5	21	21	10	13	4.7	28	7.6	21	26	11	33	55	22
Benzo(K)Fluoranthene	207-08-9	ug/kg	130	68	5.3	170	12	8.2 J	77	33	190	60	14	190	94	25	350	15
BENZYL BUTYL PHTHALATE	85-68-7	ug/kg	< 460 U	< 520 U	< 270 U	< 380 U	< 380 U	< 430 U	< 460 U	< 200 U	< 400 U	< 320 U	< 230 U	< 430 U	< 350 U	< 230 U	< 360 U	< 280 U
BIPHENYL (DIPHENYL)	92-52-4	ug/kg	< 460 U	< 520 U	< 270 U	< 380 U	< 380 U	< 430 U	< 460 U	< 200 U	< 400 U	< 320 U	< 230 U	< 430 U	< 350 U	< 230 U	< 360 U	< 280 U
BIS(2-CHLOROETHOXY) METHANE	111-91-1	ug/kg	< 460 U	< 520 U	< 270 U	< 380 U	< 380 U	< 430 U	< 460 U	< 200 U	< 400 U	< 320 U	< 230 U	< 430 U	< 350 U	< 230 U	< 360 U	< 280 U
BIS(2-CHLOROETHYL) ETHER (2-CHLOROETHYL ETHER)	111-44-4	ug/kg	< 890 U	< 1000 U	< 530 U	< 730 U	< 730 U	< 830 U	< 890 U	< 390 U	< 770 U	< 620 U	< 440 U	< 830 U	< 690 U	< 450 U	< 710 U	< 540 U
BIS(2-CHLOROISOPROPYL) ETHER	108-60-1	ug/kg	< 890 U	< 1000 U	< 530 U	< 730 U	< 730 U	< 830 U	< 890 U	< 390 U	< 770 U	< 620 U	< 440 U	< 830 U	< 690 U	< 450 U	< 710 U	< 540 U
BIS(2-ETHYLHEXYL) PHTHALATE	117-81-7	ug/kg	130 J	150 J	< 270 U	160 J	< 380 U	< 430 U	< 460 U	39000	200 J	230 J	< 230 U	260 J	250 J	120 J	590	< 280 U
Caprolactam	105-60-2	ug/kg	< 890 U	< 1000 U	< 530 U	< 730 U	< 730 U	< 830 U	< 890 U	< 390 U	< 770 U	< 620 U	< 440 U	< 830 U	< 690 U	< 450 U	< 710 U	< 540 U
CARBAZOLE	86-74-8	ug/kg	< 890 U	< 1000 U	< 530 U	< 730 U	< 730 U	< 830 U	< 890 U	< 390 U	< 770 U	< 620 U	< 440 U	< 830 U	< 690 U	< 450 U	99 J	< 540 U
CHRYSENE	218-01-9	ug/kg	220	140	8.8	320	25	13	140	74	310	91	27	310	180	46	890	25
DIBENZ(A,H)ANTHRACENE	53-70-3	ug/kg	52	24	2.1 J	53	5.5 J	3.3 J	27	11	71	19	5.4	63	29	8.2	130	5.2 J
Dibenzofuran	132-64-9	ug/kg	< 460 U	< 520 U	< 270 U	< 380 U	< 380 U	< 430 U	< 460 U	< 200 U	< 400 U	< 320 U	< 230 U	< 430 U	< 350 U	< 230 U	< 360 U	< 280 U
Diethyl Phthalate	84-66-2	ug/kg	< 460 U	< 520 U	< 270 U	< 380 U	< 380 U	< 430 U	< 460 U	< 200 U	< 400 U	< 320 U	< 230 U	< 430 U	< 350 U	< 230 U	< 360 U	< 280 U
DIMETHYL PHTHALATE	131-11-3	ug/kg	< 460 U	< 520 U	< 270 U	< 380 U	< 380 U	< 430 U	< 460 U	< 200 U	< 400 U	< 320 U	< 230 U	< 430 U	< 350 U	< 230 U	< 360 U	< 280 U
Di-N-Butyl Phthalate	84-74-2	ug/kg	< 460 U	< 520 U	< 270 U	< 380 U	< 380 U	< 430 U	< 460 U	< 200 U	< 400 U	< 320 U	< 230 U	< 430 U	< 350 U	< 230 U	< 360 U	< 280 U
DI-N-OCTYLPHTHALATE	117-84-0	ug/kg	< 890 U	< 1000 U	< 530 U	< 730 U	< 730 U	< 830 U	< 890 U	< 390 U	< 770 U	< 620 U	< 440 U	< 830 U	< 690 U	< 450 U	< 710 U	< 540 U
FLUORANTHENE	206-44-0	ug/kg	540	430	18	930 J	56	29	320	190	840	220	45	900	460	130	1700	59
FLUORENE	86-73-7	ug/kg	24	16	1.1 J	17	< 7.3 U	< 8.3 U	7.3 J	9.2	24	21	2.8 J	18	17	12	57	3.3 J
HEXACHLOROBENZENE	118-74-1	ug/kg	< 460 U	< 520 U	< 270 U	< 380 U	< 380 U	< 430 U	< 460 U	< 200 U	< 400 U	< 320 U	< 230 U	< 430 U	< 350 U	< 230 U	< 360 U	< 280 U
Hexachlorobutadiene	87-68-3	ug/kg	< 460 U	< 520 U	< 270 U	< 380 U	< 380 U	< 430 U	< 460 U	< 200 U	< 400 U	< 320 U	< 230 U	< 430 U	< 350 U	< 230 U	< 360 U	< 280 U
HEXACHLOROCYCLOPENTADIENE	77-47-4	ug/kg	< 890 U	< 1000 U	< 530 U	< 730 U	< 730 U	< 830 U	< 890 U	< 390 U	< 770 U	< 620 U	< 440 U	< 830 U	< 690 U	< 450 U	< 710 U	< 540 U
HEXACHLOROETHANE	67-72-1	ug/kg	< 460 U	< 520 U	< 270 U	< 380 U	< 380 U	< 430 U	< 460 U	< 200 U	< 400 U	< 320 U	< 230 U	< 430 U	< 350 U	< 230 U	< 360 U	< 280 U
INDENO(1,2,3-C,D)PYRENE	193-39-5	ug/kg	120	50	5.2 J	140	16	8.8	64	27	150	45	17	150	68	28	330	18
ISOPHORONE	78-59-1	ug/kg	< 460 U	< 520 U	< 270 U	< 380 U	< 380 U	< 430 U	< 460 U	< 200 U	< 400 U	< 320 U	< 230 U	< 430 U	< 350 U	< 230 U	< 360 U	< 280 U
Naphthalene	91-20-3	ug/kg	14 EB	5.9 JEB	< 5.3 U	9.6 EB	2.0 JEB	< 8.3 U	5.3 JEB	4.1 EB	17 EB	9.3 EB	4.5 EB	11 EB	7.9 EB	4.6 EB	34 EB	2.5 JEB
NITROBENZENE	98-95-3	ug/kg	< 460 U	< 520 U	< 270 U	< 380 U	< 380 U	< 430 U	< 460 U	< 200 U	< 400 U	< 320 U	< 230 U	< 430 U	< 350 U	< 230 U	< 360 U	< 280 U
N-NITROSODI-N-PROPYLAMINE	621-64-7	ug/kg	< 460 U	< 520 U	< 270 U	< 380 U	< 380 U	< 430 U	< 460 U	< 200 U	< 400 U	< 320 U	< 230 U	< 430 U	< 350 U	< 230 U	< 360 U	< 280 U
N-NITROSODIPHENYLAMINE	86-30-6	ug/kg	< 460 U	< 520 U	< 270 U	< 380 U	< 380 U	< 430 U	< 460 U	< 200 U	< 400 U	< 320 U	< 230 U	< 430 U	< 350 U	< 230 U	< 360 U	< 280 U
PENTACHLOROPHENOL	87-86-5	ug/kg	< 18 U	< 21 U	< 11 U	< 15 U	< 15 U	< 17 U	< 18 U	< 7.9 U	< 16 U	< 13 U	< 8.9 U	< 17 U	< 14 U	< 9.1 U	< 14 U	< 11 U
PHENANTHRENE	85-01-8	ug/kg	290	240	12	330	22	13	120	120	360	180	19	300	260	120	790	37
PHENOL	108-95-2	ug/kg	< 890 U	< 1000 U	< 530 U	< 730 U	< 730 U	< 830 U	< 890 U	< 390 U	< 770 U	< 620 U	< 440 U	< 830 U	< 690 U	< 450 U	< 710 U	< 540 U
PYRENE	129-00-0	ug/kg	360	280	17	460	45	23	220	140	490	180	43	480	310	130	1200	55

Table 12
Phase 2 Reach Floodplain Soil Analytical Results
Phase 2 Data Evaluation Summary Memorandum
Lower Neponset River
Boston and Milton, Massachusetts

Analyte	CAS Number	Units	24D-0072 24D-0072-CS 6/5/2024 N 2 - 2.4 ft	24D-0073 24D-0073-AS 6/6/2024 N 0 - 1 ft	24D-0073 24D-0073-BS 6/6/2024 N 1 - 1.4 ft	24D-0074 24D-0074-AS 6/6/2024 N 0 - 1 ft	24D-0074 24D-0074-BS 6/6/2024 N 1 - 2 ft	24D-0074 24D-0074-CS 6/6/2024 N 2 - 2.9 ft	24D-0075 24D-0075-AS 6/28/2024 N 0 - 1 ft	24D-0075 24D-0075-BS 6/28/2024 N 1 - 2 ft	24D-0075 24D-0075-CS 6/28/2024 N 2 - 3 ft	24D-0076 24D-0076-AS 6/28/2024 N 0 - 1 ft	24D-0076 24D-0076-BS 6/28/2024 N 1 - 2 ft	24D-0076 24D-0076-CS 6/28/2024 N 2 - 2.9 ft	24D-0077 24D-0077-AS 6/28/2024 N 0 - 1 ft	24D-0077 24D-0077-BS 6/28/2024 N 1 - 2 ft	24D-0077 24D-0077-CS 6/28/2024 N 2 - 2.7 ft	24D-0078 24D-0078-AS 6/28/2024 N 0 - 1 ft
PCDD/F																		
1,2,3,4,6,7,8-HpCDD	35822-46-9	pg/g	2990	386	72.5	2020	2910	751	3580 J	6000 J	3630 J	2460 J	3030 J	2950	2450	1360	1220	2480
1,2,3,4,6,7,8-HpCDF	67562-39-4	pg/g	991	268	48.7	1210	1120	433	1760 J	1950 J	1570 J	1240 J	1460 J	1310	1400	563	770	1340
1,2,3,4,7,8,9-HpCDF	55673-89-7	pg/g	48.8	7.26	1.19 JN	37.9	50.4	14.4	60.2	90.3	51.7	42.2	44	44.4	44	24	21.6	45.2
1,2,3,4,7,8-HxCDD	39227-28-6	pg/g	22.9	4.12	1.37 J	19.3	20.2	6.31	28.4	37.3	29.8	23.1	25.5	25.1	22.5	8.93	9.18 JN	22.6
1,2,3,4,7,8-HxCDF	70648-26-9	pg/g	75.4	12.3	2.2 J	81.4	78.7	19.5	116 J	146 J	68.4 J	81.5 J	85.5 J	79.6 J	90.3 J	32.2 J	27.8 J	89.7 J
1,2,3,6,7,8-HxCDD	57653-85-7	pg/g	128	22.8	3.95	104	141	41.5	168	277	198	108	148	137	121	71.8	73.5	127
1,2,3,6,7,8-HxCDF	57117-44-9	pg/g	41.6	6.53	1.19 J	42.1	42.9	10.7	58	70.8	39.4	43.5	45	48.8 J	46.8 J	18.8 J	18 J	45.3 J
1,2,3,7,8,9-HxCDD	19408-74-3	pg/g	58.6	11.4	2.5	58.7	57.6	18.8	80.8 J	103 J	102 J	59.6 J	75.2 J	67.7	65.3 J-	28.5	33.4	63.8
1,2,3,7,8,9-HxCDF	72918-21-9	pg/g	< 0.403 U	< 0.379 U	< 0.377 U	< 0.52 U	< 0.393 U	< 0.342 U	< 0.43 U	< 0.441 U	< 0.401 U	< 0.529 U	< 0.681 U	< 2.52 U	< 1.66 U	< 0.84 U	< 1.14 U	< 1.91 U
1,2,3,7,8-PeCDD	40321-76-4	pg/g	11.7 J	1.66 J	< 0.551 UJ	8.57 J	9.45 J	3.46 J	14.3 J	18.8 J	13.7 J	10.2 J	13.2 J	13.9	10.8 J	5.34 JN	6.21 J	9.65 JN
1,2,3,7,8-PeCDF	57117-41-6	pg/g	14	1.82 J	< 0.302 U	10.2	13.6	3.66	17.9	22.3	10.5	10.4	13.2	14.6	13.1	7.19	6.11	13.6
2,3,4,6,7,8-HxCDF	60851-34-5	pg/g	45.5	7.59	1.59 J	39.6	47.1	14.3	59.7	85.5	46.5	42.4	48.8	49.3 J	107 J	46.4 J	27.2 J	61 J
2,3,4,7,8-PeCDF	57117-31-4	pg/g	109	8.13	1.31 JN	42.1	80.8	24.2	81.7 J	194 J	68.1 J	41.1 J	56.5 J	91.7 J	60.5 J	55.3 J	41.3 J	58.1 J
2,3,7,8-TCDD	1746-01-6	pg/g	9.99 J	0.69 J	< 0.986 UJ	2.09 JN	5.13 JN	1.74 JN	5.11 J	10.3 J	6.27 J	2.38 J	3.68 J	7.76 J	3.72 J	4.43 JN	2.53 JN	3.4 J
2,3,7,8-TCDF	51207-31-9	pg/g	51.7	4.22	0.646	18.5	31.4	9.94	34.2	51.2	24.5	18	28	42.9	23.2	22.8	16.9	24.6
OCDD	3268-87-9	pg/g	29400 JEB	2600 EB	453 EB	14600 JEB	23600 JEB	6340 EB	26700 J	55700 J	24400 J	18800 J	20600 J	25300 J	17000 J	11700 J	8830	16900 J
OCDF	39001-02-0	pg/g	1440	264	44.4	1290	1520	434	2320	2790	1740	1530	1600	1540	1470	664	658	1470
Total HpCDD	RA_Total_HpCDD	pg/g	5520	688	126.4	3560	5120	1327	6510	10600	6330	5290	5350	5570	4410	2420	2135	4440
Total HpCDF	RA_Total_HpCDF	pg/g	2478.4	528.88	93.39	2348.6	2728.1	926.4	3745.8	4857.7	3572.4	2466.2	2921.2	2904.4	2701.4	1325.86	1574.73	2662.9
Total HxCDD	RA_Total_HxCDD	pg/g	828.22	143.19	27.367	649.2	798.41	255.3	1003.9	1441.7	1254.24	708.99	907.39	933.9	767.39	389.88	449.89	782.88
Total HxCDF	RA_Total_HxCDF	pg/g	1025.88	191.38	34	884.87	1071.98	336.56	1301.41	1915.06	1248.33	956.4	1106.45	1202.76	1275.68	633.58	626.11	1141.2
Total PeCDD	RA_Total_PeCDD	pg/g	126.39	15.718	1.21 U	83.08	111.99	34.498	129.47	126.56	128.56	89.97	118.88	141.99	101.98	50.07	63.318	99.96
Total PeCDF	RA_Total_PeCDF	pg/g	741.24	72.67	13.239	376.001	605.41	162.82	665.64	1389.54	533.7	384.643	517.16	688.51	646.15	452.307	310.653	535.93
Total TCDD	RA_Total_TCDD	pg/g	73.172	3.33	< 0.986 U	31.708	59.323	12.497	57.116	93.921	44.476	34.052	43.43	74.066	34.73	20.51	16.99	34.856
Total TCDF	RA_Total_TCDF	pg/g	1028.42	48.824	5.172	292.75	733.89	173.006	574.43	1245.43	432.91	307.69	443.4	866.56	628.84	688.52	311.76	471.02
Total PCDD/F TEQ (Bird)	RA-TEQ-B-DF	pg/g	224.797	22.523	3.43314	112.553	170.316	52.6689	196.334	353.947	165.181	114.97	151.195	204.063	151.542	110.8099	89.4698	143.659
Total PCDD/F TEQ (Fish)	RA-TEQ-F-DF	pg/g	125.513	15.186	2.55594	76.82	103.312	32.0904	127.607	214.707	111.561	81.831	100.392	121.93	102.845	62.5939	53.5843	94.987
Total PCDD/F TEQ (Mammal)	RA-TEQ-M-DF	pg/g	19.2114	3.11072	97.402	129.458	38.691	161.675	262.999	151.934	106.353	131.826	145.744	125.154	72.6979	64.8737	118.451	194.073
PCB Congeners																		
PCB-001	2051-60-7	ng/g	452 J	5.61	0.62	31.2	26.4 J	5.86 J	57.1 J	16.9	13.8	32.6	30.6	120 J	19.8	3.07	2.57	22.5
PCB-002	2051-61-8	ng/g	65.5 J	< 0.0452 U	< 0.0475 U	< 0.0466 U	38.5	5.52	1.25	8.96	4.71	0.862	1.2	47.4 J	0.339	0.803	2.13	0.442
PCB-003	2051-62-9	ng/g	296 J	2.78 J	< 0.0489 UJ	18.1 J	57.3 J	8.93 J	36.2	29.7	23.8	17.8	21	222 J	6.74	2.79	2.99	9.58
PCB-004/010	PCB-4/10	ng/g	6010 J	11.5	1.82	80.2 J	1070 J	188 J	106 J	230 J	271 J	66.5 J	108 J	1810 J	49.5 J	98 J	163 J	68.1 J
PCB-005/008	PCB-5/8	ng/g	2160 J	10.1	1.65	86.3 J	1290 J	365 J	130 J	327 J	401 J	64.4 J	107 J	1490 J	50.4 J	121 J	169 J	69.5 J
PCB-006	25569-80-6	ng/g	1780 J	1.98	< 0.0459 U	13.6	1650 J	418 J	23.3	408 J	490 J	11.1	28.4	1810 J	9.11	107 J	168 J	12.6
PCB-007/009	PCB-7/9	ng/g	287 J	< 0.0821 U	< 0.0863 U	2.64	86.2 J	25.4	4.13	22.4	33.5	1.96	3.53	109 J	1.48	8.22	11.4	1.83
PCB-011	2050-67-1	ng/g	125 J	0.416	< 0.0449 U	2.53	104 J	22.4	8.27	73.6 J	15.2	2.79	4.26	83.2 J	1.53	15.4	12.6	2.04
PCB-012/013	PCB-12/13	ng/g	423 J	1.24	< 0.112 U	8.37	461 J	73.2 J	31.2	312 J	73.4 J	8.68	14	265 J	4.23	47.7 J	36.1	5.79
PCB-014	34883-41-5	ng/g	0.848	< 0.0418 U	< 0.0439 U	< 0.0431 U	< 0.0442 U	< 0.043 U	< 0.0443 U	< 0.0444 U	< 0.0432 U	< 0.0439 U	< 0.0443 U	0.523	< 0.0423 U	< 0.0413 U	< 0.0424 U	< 0.0428 U
PCB-015	2050-68-2	ng/g	2590 J	8.63	0.977	70.5 J	2880 J	237 J	366 J	4580 J	762 J	75 J	144 J	1270 J	35.4	406 J	180 J	44.4 J
PCB-016/032	PCB-16/32	ng/g	5890 J	4.91 J	0.931 J	36 J	3610 J	584 J	390 J	5050 J	1230 J	49.8 J	138 J	3610 J	32	1060 J	570 J	49 J
PCB-017	37680-66-3	ng/g	5140 J	4.39 J	0.808 J	31.7 J	2580 J	459 J	131 J	1930 J	729 J	32 J	85.2 J	2100 J	23.7	627 J	441 J	32.6
PCB-018	37680-65-2	ng/g	4740 J	2.88 J	0.637 J	12.3 J	4360 J	784 J	195 J	3090 J	1460 J	17.8 J	45.3 J	4520 J	13.4	818 J	710 J	19.2
PCB-019	38444-73-4	ng/g	2070 J	2.73 J	0.426 J	17.4 J	694 J	105 J	90.9 J	912 J	171 J	23 J	60.5 J	1010 J	12.1	219 J	119 J	18
PCB-020/021/033	PCB-20/21/33	ng/g	1050 J	1.04 J	< 0.14 UJ	5.43 J	721 J	161 J	79.1 J	1120 J	422 J	8.11 J	15.7 J	358 J	11.6	245 J	205 J	9.89
PCB-022	38444-85-8	ng/g	1480 J	1.2 J	< 0.0465 UJ	5.86 J	1640 J	252 J	133 J	2360 J	500 J	7.79 J	14.5 J	753 J	6.07	321 J	224 J	9.18
PCB-023/034	PCB-23/34	ng/g	146 J	< 0.078 UJ	< 0.082 UJ	< 0.0805 UJ	87.5 J	15.7 J	3.75	59 J	24.4	0.864	1.37	72.9 J	0.445	15.8	14	0.742
PCB-024/027	PCB-24/27	ng/g	993 J	1.6 J	0.33 J	10.9 J	470 J	74.6 J	74.4 J	816 J	119 J	17.2 J	32.8 J	423 J	7.35	144 J	71.2 J	10.4
PCB-025	55712-37-3	ng/g	4280 J	2.06 J	0.359 J	14.1 J	3020 J	565 J	116 J	2500 J	979 J	16 J	34.3 J	2010 J	9.7	519 J	453 J	13.9
PCB-026	38444-81-4	ng/g	6090 J	3.12 J	0.45 J	19 J	4200 J	797 J	269 J	4740 J	1500 J	26.8 J	57.3 J	3700 J	16	927 J	757 J	23
PCB-028	7012-37-5	ng/g	3510 J	8.87 J	1.81 J	42.3 J	4100 J	1050 J	819 J	7930 J	1630 J	49.7 J	113 J	1920 J	42.7 J	2160 J	1290 J	57.1 J
PCB-029	15862-07-4	ng/g	< 0.0562 U	< 0.0547 UJ	< 0.0575 UJ	< 0.0565 UJ	< 0.0578 UJ	< 0.0563 UJ	< 0.058 U	< 0.0581 U	< 0.0566 U	< 0.0575 U	< 0.058 U	1.4	< 0.0553 U	< 0.0541 U	< 0.0555 U	< 0.056 U
PCB-030	35693-92-6	ng/g	3.39	< 0.0546 UJ	< 0.0573 UJ	< 0.0563 UJ	3.56 J	< 0.0561 UJ	0.509	5.94	< 0.0564 U	< 0.0573 U	< 0.0578 U	1.24	< 0.0552 U	0.678	< 0.0553 U	< 0.0558 U
PCB-031	16606-02-3	ng/g	9090 J	7.13 J	1.15 J	38.5 J	6550 J	1130 J	324 J	3670 J	1810 J	48.2 J	86.2 J	4800 J	33.5	1220 J	1120 J	48.3 J
PCB-035	37680-69-6	ng/g	80.1 J	< 0.0512 UJ	< 0.0538 UJ	< 0.0528 UJ	61.1 J	16.2 J	9.35 J+	69 J	29.9 J+	< 0.0537 U	< 0.0542 U	23.4 J+	< 0.0517 U	11.1 J+	10.6 J+	1.18 J+
PCB-036	38444-87-0	ng/g	36.1	< 0.0405 UJ	< 0.0426 UJ	< 0.0418 UJ	32 J	< 0.0416 UJ	< 0.0429 U	< 0.043 U	< 0.0418 U	< 0.0425 U	< 0.0429 U	< 0.0417 U	< 0.0409 U	< 0.0401 U	< 0.0411 U	< 0.0414 U
PCB-037	38444-90-5	ng/g	694 J	3.68 J	0.594 J	13.9 J	801 J	110 J	207 J	1580 J	228 J	16.8 J	30.8 J	314 J	12.9	328 J	171 J	17.3
PCB-038	53555-66-1	ng/g	< 0.0624 U	0.63 J	< 0.0638 UJ	2.89 J	53.7 J	12.4 J	< 0.0644 U	< 0.0645 U	< 0.0628 U	< 0.0638 U	< 0.0644 U	< 0.0626 U	< 0.0614 U	< 0.0601 U	< 0.0616 U	< 0.0622 U
PCB-039	38444-88-1	ng/g	29.5	< 0.0392 UJ	< 0.0412 UJ	< 0.0404 UJ	20.5 J	3.31 J	2.65	29.4	8.27	0.672	0.773	14.6	< 0.0396 U	4.85	4.06	< 0.0401 U
PCB-040	38444-93-8	ng/g	< 0.0483 U	0.519	< 0.0495 U	2.67	497 J	111 J	72 J	1090 J	261 J	5.26 J	14.6 J	118 J	5.19	236 J	114 J	5.88
PCB-041/064	PCB-41/64	ng/g	1450 J	5.63	1.33	31.6	1520 J	335 J	397 J	3330 J	561 J	43.5 J	71.2 J	434 J	51.4 J	807 J	429 J	77.5 J
PCB-042	36559-22-5	ng/g	1800 J	3.46	0.573	10.5	1310 J	286 J	211 J	2510 J	578 J	28.6 J	50 J	754 J	22	623 J	350 J	29.4
PCB-043/049	PCB-43/49	ng/g	6670 J	21.5	4.69	86.8 J	4080 J	912 J	832 J	7460 J	1730 J	149 J	222 J	3570 J	103 J	1910 J	1110 J	163 J
PCB-044	41464-39-5	ng/g	3910 J	6.54	1.41	18.4	3190 J	742 J	574 J	6940 J	1670 J	53 J	105 J	1260 J	56.3 J	1590 J	912 J	63.2 J
PCB-045	70362-45-7	ng/g	662 J	0.637	< 0.0424 U	4.12	552 J	115 J	116 J	1300 J	277 J	9.73 J	24.7 J	112 J	11.1	293 J	143 J	12.2
PCB-046	41464-47-5	ng/g	375 J	< 0.045 UJ	< 0.0473 UJ	1.08 J	257 J	50.9 J	32.7	471 J	113 J	3.14	8.31	211 J	2.63	105 J	50.6 J	3.11
PCB-047/048/075	PCB-47/48/75	ng/g	3220 J	20	4.23	98.7 J	1910 J	431 J	535 J	3300 J	735 J	153 J	207 J	1620 J	128 J	955 J	534 J	172 J
PCB-050	62796-65-0	ng/g	41.3 J	< 0.0536 UJ	< 0.0564 UJ	0.473 J	21.1 J	4.04 J	3.41	32.8	7.17	1.1	1.93	16.5	0.331	8.02	4.47	0.577
PCB-051	68194-04-7	ng/g	777 J	0.832	< 0.0475 U	5.96	328 J	59.9 J	47.3 J	500 J	106 J	14.8 J	28.5 J	478 J	6.31	127 J	65.8 J	9.3
PCB-052/073	PCB-52/73	ng/g	5960 J	20.2	4.44	54 J	4060 J	972 J	914 J	7950 J	1940 J	139 J	200 J	3650 J	160 J	2020 J	1160 J	189 J
PCB-053	41464-41-9	ng/g	1520 J	2.16	0.408	10.6	818 J	172 J	152 J	1410 J	316 J	35.2 J	54.2 J	1080 J	24.5	362 J	188 J	28
PCB-054	15968-05-5	ng/g	66.9 J	< 0.045 UJ	< 0.0473 UJ	0.634 J	23.4 J	4.24 J	4.64	31.5	6.24	2.06	3.06	48.4 J	0.942	7.98	4.37	0.998
PCB-055	74338-24-2	ng/g	4.3	< 0.0746 U	< 0.0784 U	< 0.077 U	9.02	2.57	6.25	42 J	7.67	< 0.0783 U	0.508	2.33 J	< 0.0754 UJ	8.83 J	3.55 J	0.449 J

Table 12
Phase 2 Reach Floodplain Soil Analytical Results
Phase 2 Data Evaluation Summary Memorandum
Lower Neponset River
Boston and Milton, Massachusetts

Analyte	CAS Number	Units	24D-0072 24D-0072-CS 6/5/2024 N 2 - 2.4 ft	24D-0073 24D-0073-AS 6/6/2024 N 0 - 1 ft	24D-0073 24D-0073-BS 6/6/2024 N 1 - 1.4 ft	24D-0074 24D-0074-AS 6/6/2024 N 0 - 1 ft	24D-0074 24D-0074-BS 6/6/2024 N 1 - 2 ft	24D-0074 24D-0074-CS 6/6/2024 N 2 - 2.9 ft	24D-0075 24D-0075-AS 6/28/2024 N 0 - 1 ft	24D-0075 24D-0075-BS 6/28/2024 N 1 - 2 ft	24D-0075 24D-0075-CS 6/28/2024 N 2 - 3 ft	24D-0076 24D-0076-AS 6/28/2024 N 0 - 1 ft	24D-0076 24D-0076-BS 6/28/2024 N 1 - 2 ft	24D-0076 24D-0076-CS 6/28/2024 N 2 - 2.9 ft	24D-0077 24D-0077-AS 6/28/2024 N 0 - 1 ft	24D-0077 24D-0077-BS 6/28/2024 N 1 - 2 ft	24D-0077 24D-0077-CS 6/28/2024 N 2 - 2.7 ft	24D-0078 24D-0078-AS 6/28/2024 N 0 - 1 ft
PCB-056/060	PCB-56/60	ng/g	152 J	5.65	1.42	17.3	284 J	102 J	281 J	1170 J	163 J	24.1 J	37.9 J	87.5 J	23.5	382 J	151 J	34
PCB-057	70424-67-8	ng/g	268 J	< 0.0397 UJ	< 0.0418 UJ	1.29 J	55.9 J	14.7 J	7.97	91.4 J	17.7	1.6	2.18	35.5	1.01	21.7	12	1.32
PCB-058	41464-49-7	ng/g	15.6	< 0.0502 U	< 0.0528 U	< 0.0518 U	7.39	1.89	2.59	12.4	4.32	< 0.0527 U	1.17	3.63	0.617	4.7	3.91	0.758
PCB-059	74472-33-6	ng/g	177 J	0.469 J	< 0.0717 UJ	2.8 J	206 J	38.9 J	55.6 J	525 J	83.4 J	4.14 J	10.6 J	43 J	4.71	108 J	54.2 J	5.36
PCB-061/074	PCB-61/74	ng/g	862 J	5.07	1.13	18.5	740 J	177 J	252 J	1490 J	266 J	20.8 J	36.1 J	353 J	18	490 J	320 J	29.6
PCB-062	54230-22-7	ng/g	< 0.0466 U	< 0.0454 U	< 0.0477 U	< 0.0468 U	< 0.0479 U	< 0.0466 U	< 0.0481 U	< 0.0482 U	< 0.0469 U	< 0.0476 U	< 0.0481 U	< 0.0468 U	< 0.0459 U	< 0.0449 U	< 0.046 U	< 0.0464 U
PCB-063	74472-34-7	ng/g	199 J	1.47	< 0.0384 U	6.52	168 J	41 J	38.9 J	294 J	51 J	6.07 J	7.2 J	122 J	3.43	76.4 J	47.7 J	7.13
PCB-065	33284-54-7	ng/g	1.64	< 0.0634 U	< 0.0666 U	< 0.0654 U	< 0.067 U	< 0.0652 U	< 0.0672 U	3.81	< 0.0655 U	< 0.0665 U	< 0.0672 U	< 0.0653 U	< 0.0641 U	0.799	< 0.0642 U	< 0.0649 U
PCB-066/080	PCB-66/80	ng/g	681 J	12.6	2.99	57.4 J	711 J	254 J	559 J	2000 J	361 J	63.6 J	114 J	451 J	58.3 J	790 J	433 J	90.9 J
PCB-067	73575-53-8	ng/g	75.1 J	< 0.0576 U	< 0.0605 U	0.927	49.3 J	13.2	17.8 J	105 J	27.4 J	1.28 J	2.67 J	21.5	1.21	36.9	25.1	1.68
PCB-068	73575-52-7	ng/g	1690 J	0.719 J	< 0.0705 UJ	4.62 J	< 0.0709 UJ	8.61 J	12.5	< 0.0713 U	< 0.0693 U	5.97	7.58	35 J	4.04 J	14.1 J	12.2 J	6.64 J
PCB-069	60233-24-1	ng/g	14 J	< 0.0502 U	< 0.0528 U	< 0.0518 U	11.6	1.92	2.25	16.6	< 0.0519 U	< 0.0527 U	< 0.0533 U	5.74 J	< 0.0508 UJ	3.27 J	< 0.0509 UJ	< 0.0514 UJ
PCB-070	32598-11-1	ng/g	347 J	13.6	3.38	51.3 J	546 J	228 J	548 J	1680 J	275 J	64 J	110 J	291 J	68 J	726 J	354 J	106 J
PCB-071	41464-46-4	ng/g	96.7 J	2.14	0.434	9.95	1170 J	239 J	186 J	1900 J	430 J	26.5 J	47.9 J	935 J	20.6	472 J	269 J	24.6
PCB-072	41464-42-0	ng/g	< 0.0533 U	1.05	< 0.0546 U	6.88	58.4 J	12.7	18.3	88.4 J	19.8	6.07	8.26	49.6 J	6.28	20.3	13.4	8.39
PCB-076	70362-48-0	ng/g	< 0.0762 U	< 0.0742 U	< 0.078 U	< 0.0766 U	< 0.0785 U	< 0.0763 U	< 0.0787 U	< 0.0788 U	< 0.0767 U	< 0.0779 U	< 0.0787 U	< 0.0765 U	< 0.0751 U	< 0.0734 U	< 0.0753 U	< 0.076 U
PCB-077	32598-13-3	ng/g	153 J	3.41 J+	0.889 J+	13.4 J+	133 J	37.4 J+	90.5 J	368 J	46.8 J	12.9 J	21.8 J	62.8 J	13.3 J+	98.6 J	52.2 J	18.5 J+
PCB-078	70362-49-1	ng/g	8.78	< 0.0772 U	< 0.0812 U	< 0.0797 U	5.61	2.32	< 0.0819 U	8.93	4.91	< 0.0811 U	< 0.0819 U	< 0.0796 U	< 0.0781 U	< 0.0764 U	< 0.0783 U	< 0.0791 U
PCB-079	41464-48-6	ng/g	9.86	< 0.0433 U	< 0.0455 U	< 0.0447 U	2.12	< 0.0445 U	< 0.0459 U	2.46	< 0.0447 U	< 0.0455 U	< 0.0459 U	< 0.0446 U	< 0.0438 U	< 0.0428 U	< 0.0439 U	< 0.0443 U
PCB-081	70362-50-4	ng/g	6.58 J	0.337 J	< 0.0721 UJ	0.917 J	10.3 J	3.77 J	7.71 J	30 J	4.94 J	1.45 J	2.16 J	6.72 J+	1.98 J+	8.65 J+	3.13 J+	2.27 J+
PCB-082	52663-62-4	ng/g	105 J	1.68 J	< 0.0767 UJ	7.13 J	129 J	40.1 J	57.2 J	320 J	74.8 J	10.4 J	18.8 J	36.3	12.4	79.6 J	38 J	15.5
PCB-083/109	PCB-83/109	ng/g	114 J	1.28 J	< 0.176 UJ	5.33 J	77.5 J	22.4 J	28.6 J	158 J	37.8 J	7.86 J	13.1 J	38.3	8.95	43 J	24.5	9.65
PCB-084	52663-60-2	ng/g	486 J	2.54 J	0.641 J	12.7 J	328 J	97.7 J	105 J	709 J	190 J	24.1 J	44.3 J	134 J	27.1	192 J	107 J	27.7
PCB-085/120	PCB-85/120	ng/g	167 J	6.46 J	1.44 J	34 J	211 J	73.8 J	118 J	447 J	115 J	24 J	43.7 J	72.1 J	39.4 J	134 J	74.7 J	47.6 J
PCB-086/097	PCB-86/97	ng/g	293 J	4.69 J	1.04 J	18.8 J	219 J	75.1 J	126 J	505 J	125 J	26.8 J	48.3 J	103 J	29.9	171 J	98 J	38.5 J
PCB-087/115/116	PCB-87/115/116	ng/g	324 J	7.66 J	1.83 J	41 J	337 J	108 J	208 J	855 J	181 J	44.5 J	73.8 J	141 J	49.3 J	220 J	113 J	70.4 J
PCB-088/121	PCB-88/121	ng/g	2.51	< 0.15 UJ	< 0.157 UJ	< 0.154 UJ	3.86 J	1.19 J	2.16	10.2	2.4	< 0.157 U	< 0.159 U	1.14	< 0.151 U	2.58	1.03	< 0.153 U
PCB-089/090/101	PCB-89/90/101	ng/g	799 J	17.2 J	4.25 J	84.1 J	581 J	188 J	364 J	1190 J	297 J	95.5 J	156 J	322 J	113 J	429 J	250 J	144 J
PCB-091	68194-05-8	ng/g	472 J	3.88 J	1.12 J	31.8 J	280 J	78 J	113 J	546 J	136 J	32.3 J	52.1 J	174 J	35.2	151 J	86.9 J	43.5 J
PCB-092	52663-61-3	ng/g	348 J	5.53 J	1.31 J	28.3 J	212 J	57.5 J	96 J	380 J	90.9 J	29.7 J	46.1 J	156 J	36	108 J	61.4 J	40.5 J
PCB-093/095	PCB-93/95	ng/g	1140 J	10.8 J	2.68 J	61.3 J	794 J	241 J	329 J	1670 J	440 J	84.7 J	153 J	297 J	106 J	481 J	277 J	116 J
PCB-094	73575-55-0	ng/g	38.6 J	< 0.0446 UJ	< 0.0469 UJ	1.91 J	20.8 J	4.86 J	8.4	34.1	8.05	3.1	3.77	17.8	2.62	9.34	5.46	2.56
PCB-096	73575-54-9	ng/g	44.6 J	< 0.0574 UJ	< 0.0603 UJ	1.32 J	23.7 J	8.23 J	7.41	46.2 J	15.3	2.05	2.98	12.5	2.17	14.7	9.18	2.07
PCB-098/102	PCB-98/102	ng/g	155 J	0.706 J	< 0.0989 UJ	5.31 J	103 J	26.7 J	29.8 J	182 J	46.5 J	8 J	13.7 J	54.2 J	8.66	52.3 J	30.4	9.54
PCB-099	38380-01-7	ng/g	640 J	13.1 J	3.61 J	72.3 J	424 J	133 J	236 J	813 J	201 J	59.9 J	103 J	233 J	81.9 J	279 J	169 J	101 J
PCB-100	39485-83-1	ng/g	31.2	0.427 J	< 0.0575 UJ	2.78 J	12 J	2.62 J	6.66	17.1	4.13	3.15	3.36	18.4	2.54	5.13	2.92	2.84
PCB-103	60145-21-3	ng/g	41.6 J	0.466 J	< 0.0581 UJ	2.62 J	19.5 J	4.58 J	7.3	29.2	7.3	2.94	3.68	21	1.94	8.19	5	2.9
PCB-104	56558-16-8	ng/g	2.38 J	< 0.0424 UJ	< 0.0445 UJ	< 0.0437 UJ	0.67 J	< 0.0436 UJ	0.329	0.584	< 0.0438 U	< 0.0445 U	< 0.0449 U	1.7	< 0.0428 U	< 0.0419 U	< 0.043 U	< 0.0434 U
PCB-105/127	PCB-105/127	ng/g	115 J	8.14 J	2.4 J	34.3 J	183 J	52 J	160 J	541 J	101 J	27.4 J	41.5 J	62.3 J	27.6	166 J	77.5 J	44.3 J
PCB-106/118	PCB-106/118	ng/g	617 J	17.7 J	4.2 J	96.1 J	485 J	148 J	349 J	1010 J	210 J	82.5 J	127 J	249 J	92.8 J	375 J	238 J	131 J
PCB-107/108	PCB-107/108	ng/g	77.3 J	1.78 J	< 0.126 UJ	9.51 J	51.4 J	15.6 J	31.1 J	102 J	24 J	7.98 J	11.1 J	30.1	8.99	36.3	23.6	11.9
PCB-110	38380-03-9	ng/g	1700 J	23.5 J	6.02 J	160 J	1210 J	360 J	536 J	2320 J	606 J	146 J	242 J	518 J	197 J	687 J	430 J	228 J
PCB-111/117	PCB-111/117	ng/g	< 0.277 U	< 0.27 UJ	< 0.284 UJ	< 0.279 UJ	< 0.285 UJ	< 0.278 UJ	< 0.286 U	< 0.287 U	< 0.279 U	< 0.283 U	< 0.286 U	< 0.278 U	< 0.273 U	< 0.267 U	< 0.274 U	< 0.276 U
PCB-112	74472-36-9	ng/g	8.64 J	< 0.0546 UJ	< 0.0573 UJ	0.824 J	6.89 J	1.56 J	2.96	11.5	2.56	0.774	1.19	2.62	0.688	3.16	1.88	1.14
PCB-113	68194-10-5	ng/g	16.2	< 0.0452 UJ	< 0.0475 UJ	1.45 J	11.5 J	2.9 J	3.77	18.6	4.84	< 0.0474 U	1.83	3.28	1.51	4.03	2.68	1.73
PCB-114	74472-37-0	ng/g	11.4	0.648 J	< 0.0739 UJ	1.8 J	15.4 J	4.2 J	10.4 J	43.3 J	8.21 J	1.68 J	2.34 J	6.08	1.88	13	6.26	2.88
PCB-119	56558-17-9	ng/g	83.9 J	1.23 J	< 0.0569 UJ	8.12 J	52.2 J	13.2 J	20.7 J	76.5 J	18.6 J	6.81 J	9.74 J	41.3 J	7.87	22.6	15.1	9.55
PCB-122	76842-07-4	ng/g	4.28	< 0.0776 UJ	< 0.0816 UJ	1.55 J	6.45 J	2.82 J	6.45 J	18.7 J	3.86 J	1.22 J	2.3 J	2.46	1.83	5.69	3.18	2.12
PCB-123	65510-44-3	ng/g	15.5 J	0.899 J	< 0.0633 UJ	4.32 J	16.1 J	5.61 J	13.4 J	37.2 J	7.52 J	3.68 J	6.07 J	7.55 J+	5.14 J+	11.6 J+	6.26 J+	5.92 J+
PCB-124	70424-70-3	ng/g	9.26	0.538 J	< 0.0355 UJ	4.41 J	15 J	5.25 J	14.2 J	35.9 J	6.1 J	3.34 J	5.3 J	5.76	5.21	12	5.72	6.34
PCB-125	74472-39-2	ng/g	3.24 J	< 0.0412 UJ	< 0.0434 UJ	< 0.0426 UJ	2.07 J	1.01 J	1.85	4.64	< 0.0426 U	0.635	< 0.0437 U	2.02	0.632	2.05	1.11	0.829
PCB-126	57465-28-8	ng/g	6.25 J	< 0.0484 U	< 0.0508 U	< 0.0499 U	4.18 J+	< 0.0497 U	3.53 J+	10.5 J+	< 0.05 U	< 0.0508 U	< 0.0513 U	3.01 J+	1.25 J+	3.31 J+	< 0.049 U	1.7 J+
PCB-128	38380-07-3	ng/g	74.6 J	3.78	0.868	25.5	67.7 J	18.7	56 J	133 J	30 J	21.8 J	36.1 J	32.2	25.8	35	19.7	30.7
PCB-129	55215-18-4	ng/g	13.1	0.632	< 0.097 U	4.51	13.1	4.26	12.6 J	30.3 J	6.29 J	4.51 J	8.26 J	6.61	5.16	8.44	4.39	7.1
PCB-130	52663-66-8	ng/g	37.8	1.36	< 0.0958 U	8.72	28.7	7.85	18.9 J	51.1 J	12.6 J	6.97 J	12.3 J	14.5	8.56	13.4	7.99	10.4
PCB-131/142	PCB-131/142	ng/g	5.21	< 0.0204 UJ	< 0.0215 UJ	1.37 J	4.94 J	1.56 J	3.54	10.7	2.52	1.24	2.22	1.93	1.5	2.63	1.6	2
PCB-132/168	PCB-132/168	ng/g	182 J	4.26	1.06	37.3	136 J	37.9	90.3 J	250 J	58.7 J	32.6 J	58.4 J	63 J	39.7 J	67.9 J	38.7 J	46.9 J
PCB-133	35694-04-3	ng/g	14.9	0.383	< 0.103 U	2.81	7.64	2.05	5.04	11.8	3.25	2.36	3.21	6.39	2.21	3	1.89	2.79
PCB-134	52704-70-8	ng/g	31	0.632	< 0.136 U	5.86	21.1	5.58	14.2 J	38.1 J	9.56 J	5.55 J	9.5 J	11	6.3	10.9	6.09	7.12
PCB-135/144	PCB-135/144	ng/g	82.9 J	2.22	0.5	16.9	58.6 J	16.1	38 J	107 J	26.7 J	14.1 J	25.4 J	30.1	17.5	28.9	16.8	19.9
PCB-136	38411-22-2	ng/g	67.9 J	1.19	0.306	11.3	45 J	12.4	28.1 J	83.1 J	21.2 J	10.5 J	19.2 J	22.8	12.4	23.2	13.4	13.8
PCB-137	35694-06-5	ng/g	21.8	1.06	< 0.13 U	7.95	21	5.7	17.6 J	39.9 J	9.24 J	6.34 J	11.7 J	11.1	8.03	11.5	6.79	10.2
PCB-138/163/164	PCB-138/163/164	ng/g	402 J	19.6	4.82	137 J	364 J	98.5 J	286 J	621 J	151 J	103 J	187 J	176 J	137 J	184 J	109 J	164 J
PCB-139/149	PCB-139/149	ng/g	352 J	9.79	2.43	77.7 J	252 J	67.7 J	171 J	460 J	112 J	63.3 J	114 J	135 J	79.9 J	126 J	74.4 J	94.4 J
PCB-140	59291-64-4	ng/g	5.64	< 0.06 U	< 0.0631 U	< 0.0619 U	3.44	< 0.0617 U	1.93	4.88	1.41	0.771	1.19	2.19	0.717	1.2	1.02	< 0.0614 U
PCB-141	52712-04-6	ng/g	41.1 J	2.12	0.544	18.2	41.7 J	12.6	40.2 J	87.4 J	19.3 J	14 J	27.1 J	20.7	18.9	26.4	14.2	22.9
PCB-143	68194-15-0	ng/g	1.68	< 0.0604 U	< 0.0635 U	< 0.0623 U	1.94	0.47	< 0.064 U	2.63	< 0.0624 U	< 0.0634 U	0.749	1.17	< 0.061 U	0.753	< 0.0612 U	0.609
PCB-145	74472-40-5	ng/g	0.704	< 0.0754 U	< 0.0792 U	< 0.0778 U	0.399	< 0.0775 U	0.236	0.75	0.298	< 0.0791 U	< 0.0799 U	0.247	< 0.0762 U	0.234	< 0.0764 U	< 0.0771 U
PCB-146	51908-16-8	ng/g	76.3 J	2.12	0.502	15.5	45.4 J	12	31.2 J	74.9 J	18.9 J	11.9 J	20.3 J	28.9	14.4	21.2	13.9	17
PCB-147	68194-13-8	ng/g	26.6	0.893	< 0.0767 U	5.29	12.3	2.86	10.4 J	18.8 J	4.51 J	4.64 J	5.83 J	16	4.66	5.4	3.15	5.49
PCB-148	74472-41-6	ng/g	2.6	< 0.0651 U	< 0.0684 U	0.348	0.789	< 0.0669 U	0.739	1.25	0.632	0.369	0.488	1.22	0.287	0.502	0.313	0.328
PCB-150	68194-08-1	ng/g	2.26 J	< 0.0746 U	< 0.0784 U	0.358	0.734	0.141 J	0.714	1.21	0.316	0.328	0.384	1.1	0.288	0.39	0.26	0.366
PCB-151	52663-63-5	ng/g	99 J	2.34	0.488	20.2	61.4 J	16.8	40.6 J	109 J	28.5 J	15.4 J	27.1 J	37.9	19.2	30.8	18.9	22.4
PCB-152	68194-09-2	ng/g	2.84	< 0.0825 U	< 0.0867 U	0.377	1.14	0.297	0.871	1.79	0.478	0.331	0.444	1.5	0.365	0.574	0.319	0.407

Table 12
Phase 2 Reach Floodplain Soil Analytical Results
Phase 2 Data Evaluation Summary Memorandum
Lower Neponset River
Boston and Milton, Massachusetts

Analyte	CAS Number	Units	24D-0072 24D-0072-CS 6/5/2024 N 2 - 2.4 ft	24D-0073 24D-0073-AS 6/6/2024 N 0 - 1 ft	24D-0073 24D-0073-BS 6/6/2024 N 1 - 1.4 ft	24D-0074 24D-0074-AS 6/6/2024 N 0 - 1 ft	24D-0074 24D-0074-BS 6/6/2024 N 1 - 2 ft	24D-0074 24D-0074-CS 6/6/2024 N 2 - 2.9 ft	24D-0075 24D-0075-AS 6/28/2024 N 0 - 1 ft	24D-0075 24D-0075-BS 6/28/2024 N 1 - 2 ft	24D-0075 24D-0075-CS 6/28/2024 N 2 - 3 ft	24D-0076 24D-0076-AS 6/28/2024 N 0 - 1 ft	24D-0076 24D-0076-BS 6/28/2024 N 1 - 2 ft	24D-0076 24D-0076-CS 6/28/2024 N 2 - 2.9 ft	24D-0077 24D-0077-AS 6/28/2024 N 0 - 1 ft	24D-0077 24D-0077-BS 6/28/2024 N 1 - 2 ft	24D-0077 24D-0077-CS 6/28/2024 N 2 - 2.7 ft	24D-0078 24D-0078-AS 6/28/2024 N 0 - 1 ft
PCB-153	35065-27-1	ng/g	290 J	11.9	2.84	89.4 J	215 J	57.7 J	177 J	379 J	91.6 J	66.8 J	120 J	124 J	86.1 J	111 J	67.4 J	101 J
PCB-154	60145-22-4	ng/g	17.1	0.403	< 0.0501 U	2.59	7.57	1.91	5	10.6	2.87	2.15	3.16	7.82	2.32	3.22	2.16	2.6
PCB-155	33979-03-2	ng/g	< 0.0412 UJ	< 0.0401 UJ	< 0.0422 UJ	< 0.0414 UJ	< 0.0424 UJ	< 0.0412 UJ	< 0.0425 U	< 0.0426 U	< 0.0415 U	< 0.0421 U	< 0.0425 U	0.0779 J	< 0.0406 U	< 0.0397 U	< 0.0407 U	< 0.0411 U
PCB-156	38380-08-4	ng/g	42.3 J	1.74	0.43	10.9	30.7	8.21	26.8 J	67.2 J	15.1 J	9.33 J	14.1 J	16.4	10.7	19.7	11.7	14.3
PCB-157	69782-90-7	ng/g	12.5 J+	0.567 J+	< 0.0585 U	3.92 J+	10.1 J+	2.54 J+	8.7 J	18.6 J	3.33 J	3.08 J	5.63 J	4.87 J+	3.87 J+	5.34 J+	2.95 J+	4.63 J+
PCB-158/160	PCB-158/160	ng/g	34.2	1.5	0.417	12.8	34.1	9.41	28.5 J	67.7 J	12.9 J	9.11 J	17.8 J	15.2	12.6	18.8	9.8	15.4
PCB-159	39635-35-3	ng/g	4.34	< 0.0662 UJ	< 0.0696 UJ	< 0.0683 UJ	2.44 J	< 0.068 UJ	1.48	3.63	< 0.0684 U	< 0.0695 U	< 0.0701 U	1.63	0.784	0.89	< 0.0671 U	1.04
PCB-161	74472-43-8	ng/g	< 0.0641 U	< 0.0624 U	< 0.0656 U	< 0.0644 U	< 0.066 U	< 0.0642 U	< 0.0662 U	< 0.0663 U	< 0.0645 U	< 0.0655 U	< 0.0662 U	< 0.0644 U	< 0.0631 U	< 0.0617 U	< 0.0633 U	< 0.0639 U
PCB-162	39635-34-2	ng/g	2.83 J	< 0.0639 U	< 0.0672 U	< 0.066 U	2.36	< 0.0657 U	1.58	3.74	< 0.0661 U	< 0.0671 U	< 0.0678 U	0.776 J	0.616 J	1.2 J	< 0.0648 UJ	0.867 J
PCB-165	74472-46-1	ng/g	1.56	< 0.0894 U	< 0.094 U	< 0.0923 U	0.695	< 0.0919 U	< 0.0948 U	0.985	< 0.0924 U	< 0.0939 U	< 0.0948 U	0.784	< 0.0904 U	< 0.0884 U	< 0.0907 U	< 0.0915 U
PCB-166	41411-63-6	ng/g	2.35 J	< 0.0801 U	< 0.0841 U	< 0.0826 U	2.16	< 0.0823 U	1.57	3.97	< 0.0827 U	< 0.084 U	< 0.0848 U	1.07 J	< 0.0809 UJ	1.22 J	< 0.0812 UJ	0.861 J
PCB-167	52663-72-6	ng/g	14.8	0.676	< 0.0575 U	5.5	13.4	3.37	11.9 J	26.7 J	5.65 J	3.99 J	7.8 J	6.98	6	7.43	4.27	7.04
PCB-169	32774-16-6	ng/g	< 0.0497 UJ	< 0.0484 UJ	< 0.0508 UJ	< 0.0499 UJ	< 0.0511 UJ	< 0.0497 UJ	< 0.0513 U	< 0.0514 U	< 0.05 U	< 0.0508 U	< 0.0513 U	< 0.0499 U	< 0.0489 U	< 0.0478 U	< 0.049 U	< 0.0495 U
PCB-170/190	PCB-170/190	ng/g	94 J	3.74 J	0.885 J	26.4 J	65.1 J	19.9 J	47.8 J	119 J	28.7 J	17.5 J	32.9 J	42.4 J	24.6	30.4	20	27.5
PCB-171	52663-71-5	ng/g	22.6	0.771 J	< 0.066 UJ	6.68 J	17.9 J	5.49 J	12.2 J	31.2 J	7.84 J	4.65 J	8.44 J	10.8	6.09	7.83	5.05	7.08
PCB-172/192	PCB-172/192	ng/g	13.8	0.553 J	< 0.146 UJ	3.44 J	8.67 J	2.67 J	6.12	15.7	4.48	2.25	4	5.75	3.06	4.04	2.96	3.53
PCB-173	68194-16-1	ng/g	1.73 J	< 0.0846 UJ	< 0.0889 UJ	< 0.0872 UJ	1.51 J	< 0.0869 UJ	1.14	2.53	< 0.0874 U	0.597	1.05	0.81	0.494	0.652	< 0.0857 U	< 0.0865 U
PCB-174	38411-25-5	ng/g	73 J	2.61 J	0.528 J	21.5 J	56.9 J	16.9 J	39.8 J	101 J	25.6 J	14 J	27.3 J	35.1	20.2	26.3	17.4	22.5
PCB-175	40186-70-7	ng/g	3.26	< 0.0604 UJ	< 0.0635 UJ	0.763 J	2.4 J	0.649 J	1.39	4.09	1.12	0.55	1.13	1.55	0.711	1.06	0.664	0.812
PCB-176	52663-65-7	ng/g	11.3	0.23	< 0.0684 U	2.26	6.96	1.99	4.42	11.9	3.42	1.61	3.13	4.75	2.15	3.25	2.01	2.42
PCB-177	52663-70-4	ng/g	51.8 J	1.94 J	0.377 J	13.4 J	35.5 J	10.5 J	24.6 J	62.2 J	15.9 J	9.22 J	16.5 J	24.3	12.4	16.1	10.7	13.9
PCB-178	52663-67-9	ng/g	20.4	0.808 J	< 0.0836 UJ	4.89 J	13.3 J	3.73 J	8.93 J	22.6 J	5.79 J	3.49 J	5.63 J	9.49	4.21	5.76	3.87	4.97
PCB-179	52663-64-6	ng/g	38.3	1.05	0.227	7.7	21.8	6.23	14.6 J	38 J	10.9 J	5.27 J	9.53 J	15.8	7.13	10.5	6.5	8.08
PCB-180	35065-29-3	ng/g	172 J	5.98 J	1.4 J	45.5 J	116 J	35.3 J	79.6 J	208 J	53.1 J	29.2 J	56.8 J	76 J	41.9 J	53.9 J	36	46.6 J
PCB-181	74472-47-2	ng/g	< 0.0913 U	< 0.0889 UJ	< 0.0934 UJ	< 0.0917 UJ	< 0.0939 UJ	< 0.0914 UJ	< 0.0942 U	< 0.0943 U	< 0.0918 U	< 0.0933 U	< 0.0942 U	< 0.0916 U	< 0.0898 U	< 0.0879 U	< 0.0901 U	< 0.091 U
PCB-182/187	PCB-182/187	ng/g	96 J	3.86 J	0.771 J	25.1 J	69.5 J	19.3 J	44.8 J	118 J	30.5 J	16.7 J	30.4 J	47.7 J	22.7	30.3	20.4	25.5
PCB-183	52663-69-1	ng/g	39.3 J	1.12 J	0.282 J	10.6 J	29.4 J	8.35 J	18.9 J	50.7 J	12.9 J	6.89 J	13.7 J	18.3	9.65	13	8.44	10.9
PCB-184	74472-48-3	ng/g	< 0.0479 U	< 0.0467 U	< 0.0491 U	< 0.0482 U	< 0.0493 U	< 0.048 U	< 0.0495 U	< 0.0496 U	< 0.0482 U	< 0.049 U	< 0.0495 U	< 0.0481 U	< 0.0472 U	< 0.0462 U	< 0.0473 U	< 0.0478 U
PCB-185	52712-05-7	ng/g	7.72	0.395 J	< 0.0719 UJ	2.51 J	6.55 J	1.98 J	4.79	11.7	3.08	1.65	3.15	3.93	2.44	3.17	2.06	2.67
PCB-186	74472-49-4	ng/g	< 0.072 U	< 0.0701 U	< 0.0737 U	< 0.0723 U	< 0.0741 U	< 0.0721 U	< 0.0743 U	< 0.0744 U	< 0.0724 U	< 0.0736 U	< 0.0743 U	< 0.0723 U	< 0.0709 U	< 0.0693 U	< 0.0711 U	< 0.0718 U
PCB-188	74487-85-7	ng/g	0.332	< 0.051 U	< 0.0536 U	< 0.0526 U	< 0.0539 U	< 0.0524 U	< 0.054 U	< 0.0541 U	< 0.0527 U	< 0.0535 U	< 0.054 U	0.162 J	< 0.0516 UJ	< 0.0504 UJ	< 0.0517 UJ	< 0.0522 UJ
PCB-189	39635-31-9	ng/g	3.96 J	< 0.0525 UJ	< 0.0552 UJ	1.16 J	3.22 J	1.11 J	2.16 J+	6.35 J+	1.21 J+	0.994 J+	1.7 J+	2.15 J+	1.17 J+	1.59 J+	1.1 J+	1.31 J+
PCB-191	74472-50-7	ng/g	3.46 J	< 0.13 UJ	< 0.137 UJ	0.87 J	2.39 J	0.707 J	1.58	3.86	0.881	0.735	1.18	1.53 J	0.672 J	1.13 J	0.633 J	0.904 J
PCB-193	69782-91-8	ng/g	10.5 J	0.392 J	< 0.184 UJ	2.26 J	5.43 J	1.57 J	3.71	9.54	2.57	1.61	2.75	4.11	2.03	2.72	1.68	2.32
PCB-194	35694-08-7	ng/g	101 J	5.69 J	< 0.158 UJ	15.4 J	42.1 J	16.5 J	24.9 J	70.6 J	21.2 J	1610 J	20.6 J	33.2	14.5	19	12.5	15
PCB-195	52663-78-2	ng/g	32.7 J	1.48 J	< 0.15 UJ	5.27 J	12.9 J	4.55 J	8.88	24.2	9.83	3.1	5.67	11.5	4.84	6.44	4.21	5.14
PCB-196/203	PCB-196/203	ng/g	99 J	2.4 J	< 0.132 UJ	15.1 J	41.5 J	12 J	26.7 J	75 J	19.3 J	9.81 J	17.6 J	32.1	14	18.9	12.2	14.8
PCB-197	33091-17-7	ng/g	2.01	< 0.0559 UJ	< 0.0587 UJ	0.472 J	1.36 J	0.427 J	0.763	2.11	0.911	< 0.0587 U	0.605	0.982	0.431	0.537	0.529	0.553
PCB-198	68194-17-2	ng/g	5.16 J	< 0.0949 UJ	< 0.0997 UJ	0.655 J	2.1 J	< 0.0975 UJ	< 0.101 U	3.32	< 0.098 U	< 0.0996 U	< 0.101 U	1.54	0.807	1.28	0.847	0.648
PCB-199	52663-75-9	ng/g	93.8 J	2.41 J	< 0.0916 UJ	12.6 J	35.8 J	9.52 J	23.1 J	65 J	16.4 J	9.15 J	14.3 J	27.3	12.1	16.3	10.1	12.6
PCB-200	52663-73-7	ng/g	6.02	< 0.081 U	< 0.0851 U	1.86	4.6	1.46	2.77	7.2	2.56	1.19	1.69	3.03	1.52	1.92	1.38	1.62
PCB-201	40186-71-8	ng/g	6.35	< 0.0486 U	< 0.051 U	1.35	4.53	1.26	2.35	6.98	1.84	1.03	1.67	2.94	1.31	1.87	1.16	1.5
PCB-202	2136-99-4	ng/g	9.33	< 0.0607 UJ	< 0.0638 UJ	2.17 J	6.52 J	1.58 J	4.13	11.3	2.52	1.62	2.55	4.31	2.09	2.87	1.86	2.34
PCB-204	74472-52-9	ng/g	< 0.0965 U	< 0.0939 U	< 0.0987 U	< 0.0969 U	< 0.0993 U	< 0.0966 U	< 0.0995 U	< 0.0997 U	< 0.097 U	< 0.0986 U	< 0.0996 U	< 0.0968 U	< 0.095 U	< 0.0929 U	< 0.0952 U	< 0.0961 U
PCB-205	74472-53-0	ng/g	2.99 J	< 0.0519 UJ	< 0.0546 UJ	0.867 J	1.61 J	< 0.0534 UJ	1.46	3.22	1.53	< 0.0545 U	< 0.055 U	1.39	0.576	0.744	0.743	0.774
PCB-206	40186-72-9	ng/g	23.4 J	1.43 J	< 0.0524 UJ	7.49 J	17.9 J	5.32 J	14.2 J	34.4 J	9.67 J	5.63 J	8.82 J	12.7	6.93	8.49	5.79	7.86
PCB-207	52663-79-3	ng/g	2.74 J	< 0.0658 UJ	< 0.0692 UJ	0.695 J	2.61 J	0.442 J	1.43	3.67	1.46	0.646	2.51	1.34	0.718	0.759	0.671	1.07
PCB-208	52663-77-1	ng/g	5.97 J	0.511 J	< 0.0692 UJ	2.38 J	5.6 J	1.62 J	4.58	10	3.03	1.98	2.69	3.35	2.17	2.28	1.61	2.62
PCB-209	2051-24-3	ng/g	8 J	0.789 J	< 0.0455 UJ	4.72 J	7.77 J	3.11 J	8.26 J	13 J	5.9 J	3.96 J	5.68 J	5.04 J	4.86 J	3.71 J	3.54 J	5.25 J
Total Decachlorobiphenyls	RA_Total_DECPCB	ng/g	8	0.789	< 0.0455 U	4.72	7.77	3.11	8.26	13	5.9	3.96	5.68	5.04	4.86	3.71	3.54	5.25
Total Dichlorobiphenyls	RA_Total_DIPCB	ng/g	13375.8	33.866	4.447	264.14	7541.2	1329	668.9	5953	2046.1	230.43	409.19	6837.72	151.65	803.32	740.1	204.26
Total Heptachlorobiphenyls	RA_Total_HEPPCB	ng/g	663.462	23.449	4.47	175.033	462.53	136.376	316.54	816.37	207.991	116.916	219.29	304.632	161.607	211.702	139.467	180.996
Total Hexachlorobiphenyls	RA_Total_HEXPCB	ng/g	1965.91	69.166	15.205	522.303	1507.55	406.608	1130.7	2720.73	648.854	414.469	739.365	801.165	525.867	771.123	451.092	626.548
Total Monochlorobiphenyls	RA_Total_MONPCB	ng/g	813.5	8.39	0.62	49.3	122.2	20.31	94.55	55.56	42.31	51.262	52.8	389.4	26.879	6.663	7.69	32.522
Total Nonachlorobiphenyls	RA_Total_NONPCB	ng/g	32.11	1.941	< 0.0692 U	10.565	26.11	7.382	20.21	48.07	14.16	8.256	14.02	17.39	9.818	11.529	8.071	11.55
Total Octachlorobiphenyls	RA_Total_OCTPCB	ng/g	358.36	11.98	< 0.158 U	55.744	153.02	47.297	95.053	268.93	76.091	1635.9	64.685	118.292	52.174	69.861	45.529	54.975
Total Pentachlorobiphenyls	RA_Total_PENPCB	ng/g	7871.86	130.854	30.541	733.084	5835.22	1774.93	2996.22	12142.2	2964.87	741.019	1230.06	2766.92	909.48	3721.58	2164.78	1121.67
Total Tetrachlorobiphenyls	RA_Total_TETPCB	ng/g	31213.8	127.993	27.324	517.341	22734.1	5374.06	5977.42	46153.3	10063.3	875.87	1400.53	15857.2	796.68	12306.2	6819.63	1091.76
Total Trichlorobiphenyls	RA_Total_TRICPB	ng/g	45322.1	44.24	7.495	250.28	33004.4	6119.21	2844.66	35861.3	10840.6	314.736	715.743	25631.5	221.465	8620.43	6159.86	309.792
Total PCB Congeners	RA_Tot_PCB_Cong	ng/g	101625	452.668	90.102	2582.51	71394.1	15218.3	14152.5	104033	26910.2	4392.82	4851.36	52729.3	2860.48	26526.2	16539.8	3639.32
Total PCB TEQ (Bird)	RA-TEQ-B-PCB	ng/g	8.9576326	0.20550225	0.044775	0.7678628	8.1270972	2.2552759	5.6733546	22.5278125	2.8490078	0.79506064	1.3137827	4.1246218	0.9934561	6.1503602	2.9353373	1.3300637
Total PCB TEQ (Fish)	RA-TEQ-F-PCB	ng/g	0.0540023	0.00066135	0.00012405	0.0025885	0.0431346	0.0067502	0.0334668	0.11305175	0.0089101	0.00267827	0.0042907	0.02646665	0.0093158	0.0337333	0.0085252	0.0125419
Total PCB TEQ (Mammal)	RA-TEQ-M-PCB	ng/g	0.6672478	0.0013532	0.0002998	0.0063551	0.4570976	0.0116222	0.3818338	1.1483105	0.0167226	0.00570462	0.0090122	0.3199559	0.1313988	0.3614448	0.0166002	0.1788724
TAL Metals and Mercury																		
Aluminum	7429-90-5	mg/kg	10000	7800	7400	8600	9500	5900	9100	16000	6500	8800	12000	9700	11000	9800	10000	8100
Calcium	7440-70-2	mg/kg	2000	1100	900	3600	2600	1200	2800	3100	1400	2900	3800	2400	2500	1700	1700	2000
Iron	7439-89-6	mg/kg	14000	9300	8800	22000	10000	8800	22000	18000	9100	22000	16000	13000	30000	15000	17000	21000
Magnesium	7439-95-4	mg/kg	2100	1800	2200	2300	2000	1700	2200	2900	1600	2300	3000	2200	2900	2300	2900	2000
Potassium	7440-09-7	mg/kg	440 J	170 J	250 J	260 J	300 J	260 J	< 750 U	170 J	110 J	< 780 U	< 1100 U	140 J	< 770 U	180 J	140 J	< 590 U
Sodium	7440-23-5	mg/kg	350 J	280 J	230 J	640 J	630 J	310 J	300 J-	670 J-	210 J-	540 J-	880 J-	530 J-	290 J-	230 J-	260 J-	230 J-
Antimony	7440-36-0	mg/kg	1.6	< 1.2 U	< 0.94 U	< 1.6 U	< 1.9 U	< 0.94 UJ	2.2	< 1.8 U	1.1	2.0	< 1.6 U	< 1.3 U	1.7	< 1.1 U	1.8	2.0
Arsenic	7440-38-2	mg/kg	7.9	3.0	0.81	6.8	5.8	3.1 J	12	7.9	7.8	7.1	5.8	6.8	7.8	3.6	9.8	36
Barium	7440-39-3	mg/kg	59	45	36	80	64	21	100	76	46	120	85	49	94	29	58	29
Beryllium	7440-41-7	mg/kg	< 0.77 U	< 0.61 U	< 0.47 U	< 0.81 U	< 0.93 U	< 0.47 U	0.92 J+	< 0.92 U	< 0.51 U	0.79 J+	< 0.78 U	< 0.65 U	0.67 J+	< 0.55 U	< 0.54 U	< 0.57 U

Table 12
Phase 2 Reach Floodplain Soil Analytical Results
Phase 2 Data Evaluation Summary Memorandum
Lower Neponset River
Boston and Milton, Massachusetts

			24D-0072 24D-0072-CS 6/5/2024 N 2 - 2.4 ft	24D-0073 24D-0073-AS 6/6/2024 N 0 - 1 ft	24D-0073 24D-0073-BS 6/6/2024 N 1 - 1.4 ft	24D-0074 24D-0074-AS 6/6/2024 N 0 - 1 ft	24D-0074 24D-0074-BS 6/6/2024 N 1 - 2 ft	24D-0074 24D-0074-CS 6/6/2024 N 2 - 2.9 ft	24D-0075 24D-0075-AS 6/28/2024 N 0 - 1 ft	24D-0075 24D-0075-BS 6/28/2024 N 1 - 2 ft	24D-0075 24D-0075-CS 6/28/2024 N 2 - 3 ft	24D-0076 24D-0076-AS 6/28/2024 N 0 - 1 ft	24D-0076 24D-0076-BS 6/28/2024 N 1 - 2 ft	24D-0076 24D-0076-CS 6/28/2024 N 2 - 2.9 ft	24D-0077 24D-0077-AS 6/28/2024 N 0 - 1 ft	24D-0077 24D-0077-BS 6/28/2024 N 1 - 2 ft	24D-0077 24D-0077-CS 6/28/2024 N 2 - 2.7 ft	24D-0078 24D-0078-AS 6/28/2024 N 0 - 1 ft
Analyte	CAS Number	Units															
Cadmium	7440-43-9	mg/kg	2.2 J-	< 0.61 UJ	< 0.47 UJ	0.77 J-	2.3 J-	0.31 J-	1.7	1.0	0.89	1.4	1.2	1.7	1.3	0.51 J	2.0	0.25 J
Chromium, Total	7440-47-3	mg/kg	190 EB	37 EB	17 EB	69 EB	160 EB	61 JEB	110 JEB	220 JEB	95 JEB	77 JEB	91 JEB	150 JEB	76 JEB	68 JEB	170 JEB	42 JEB
Cobalt	7440-48-4	mg/kg	7.5	3.1	2.9	7.2	5.3	2.5	9.1 J+	5.0 J+	5.9 J+	8.1 J+	4.3 J+	5.5 J+	9.7 J+	3.7 J+	5.6 J+	2.2 J+
Copper	7440-50-8	mg/kg	130 J	30 J	11	88	130 J	49 J	100 J+	110 J+	84 J+	87 J+	95 J+	94 J+	74 J+	51 J+	120 J+	72 J+
Lead	7439-92-1	mg/kg	230	49	10	220	360	70	390	380	150	220	260	210	220	150	250	660
Manganese	7439-96-5	mg/kg	87 JEB	85 JEB	69 EB	740 EB	110 JEB	46 JEB	750 JEB	240 JEB	99 JEB	890 JEB	280 JEB	120 JEB	1400 JEB	170 JEB	180 JEB	54 JEB
Nickel	7440-02-0	mg/kg	13	5.5	5.5	13	13	5.1	19 JEB	16 JEB	11 JEB	18 JEB	15 JEB	13 JEB	17 JEB	9.3 JEB	13 JEB	8.1 JEB
Selenium	7782-49-2	mg/kg	< 3.9 UJ	< 3.1 UJ	< 2.4 U	0.83 J	< 4.7 UJ	< 2.3 UJ	0.73 J	< 4.6 U	0.49 J	< 3.4 U	0.58 J	< 3.3 U	0.50 J	< 2.7 U	< 2.7 U	1.5 J
Silver	7440-22-4	mg/kg	0.86	0.12 J	0.061 J	0.66 J	0.99	0.21 J	0.74 J	0.89 J	0.34 J	0.60 J	0.84 J	0.44 J	0.59 J	0.33 J	1.2 J	0.54 J
Thallium	7440-28-0	mg/kg	0.11 J	< 0.61 U	< 0.47 U	< 0.81 U	0.084 J	0.033 J	0.085 J	0.083 J	0.077 J	0.089 J	0.070 J	0.078 J	0.070 J	0.038 J	0.080 J	0.074 J
Vanadium	7440-62-2	mg/kg	44	19	12	28	38	18	57	49	29	38	35	31	36	24	36	42
Zinc	7440-66-6	mg/kg	450 JEB	32 JEB	19 EB	180 EB	300 JEB	91 JEB	250 JEB	210 JEB	160 JEB	240 JEB	180 JEB	290 JEB	210 JEB	120 JEB	350 JEB	33 JEB
Mercury	7439-97-6	mg/kg	1.2	0.19	0.075 J	1.1	1.0	0.41	1.2	2.2	1.1	1.1	1.3	1.2	1.1	0.55	0.53	1.2
TCL VOCs																		
1,1,1-Trichloroethane (TCA)	71-55-6	ug/kg	< 8.4 UJ	< 5.9 U	< 5.2 U	< 9.3 UJ	< 9.6 U	< 5.5 U	< 8.7 U	< 1100 U	< 6.4 U	< 700 U	< 11 U	< 710 U	< 6.9 U	< 7.1 U	< 7.1 UJ	< 6.9 U
1,1,2,2-TETRACHLOROETHANE	79-34-5	ug/kg	< 8.4 U	< 5.9 U	< 5.2 U	< 9.3 UJ	< 9.6 U	< 5.5 U	< 8.7 U	< 12 U	< 6.4 U	< 9.5 U	< 11 U	< 8.5 U	< 6.9 U	< 7.1 U	< 7.1 U	< 6.9 U
1,1,2-TRICHLORO-1,2,2-TRIFLUOROETHANE	76-13-1	ug/kg	< 8.4 UJ	< 5.9 U	< 5.2 U	< 9.3 U	< 9.6 U	< 5.5 U	< 8.7 U	< 1100 U	< 6.4 U	< 700 U	< 11 U	< 710 U	< 6.9 U	< 7.1 U	< 7.1 UJ	< 6.9 U
1,1,2-Trichloroethane	79-00-5	ug/kg	< 8.4 U	< 5.9 U	< 5.2 U	< 9.3 UJ	< 9.6 U	< 5.5 U	< 8.7 U	< 12 U	< 6.4 U	< 9.5 U	< 11 U	< 8.5 U	< 6.9 U	< 7.1 U	< 7.1 U	< 6.9 U
1,1-Dichloroethane	75-34-3	ug/kg	< 8.4 U	< 5.9 U	< 5.2 U	< 9.3 U	< 9.6 U	< 5.5 U	< 8.7 U	< 12 U	< 6.4 U	< 9.5 U	< 11 U	< 8.5 U	< 6.9 U	< 7.1 U	< 7.1 U	< 6.9 U
1,1-Dichloroethene	75-35-4	ug/kg	< 8.4 UJ	< 5.9 UJ	< 5.2 UJ	< 9.3 U	< 9.6 UJ	< 5.5 UJ	< 8.7 U	< 12 U	< 6.4 U	< 9.5 U	< 11 U	< 8.5 U	< 6.9 U	< 7.1 U	< 7.1 U	< 6.9 U
1,2,3-Trichlorobenzene	87-61-6	ug/kg	< 8.4 UJ	< 5.9 U	< 5.2 U	R	< 820 U	< 5.5 U	< 750 U	< 1100 U	< 6.4 U	< 700 U	< 930 U	< 710 U	< 6.9 U	< 530 U	< 7.1 UJ	< 6.9 U
1,2,3-TRICHLOROPROPANE	96-18-4	ug/kg	< 8.4 UJ	< 5.9 U	< 5.2 U	< 9.3 UJ	< 9.6 U	< 5.5 U	< 8.7 U	< 12 U	< 6.4 U	< 9.5 U	< 11 U	< 8.5 U	< 6.9 U	< 7.1 U	< 7.1 U	< 6.9 U
1,2,4-TRICHLOROBENZENE	120-82-1	ug/kg	< 8.4 UJ	< 5.9 U	< 5.2 U	R	< 820 U	< 5.5 U	< 750 U	< 1100 U	< 6.4 U	< 700 U	< 930 U	< 710 U	< 6.9 U	< 530 U	< 7.1 UJ	< 6.9 U
1,2,4-Trimethylbenzene	95-63-6	ug/kg	< 8.4 U	< 5.9 U	< 5.2 U	R	< 820 U	< 5.5 U	< 750 U	< 1100 U	< 6.4 U	< 700 U	< 930 U	< 710 U	< 6.9 U	< 530 U	< 7.1 U	< 6.9 U
1,2-Dibromo-3-Chloropropane	96-12-8	ug/kg	< 8.4 U	< 5.9 U	< 5.2 U	R	< 820 U	< 5.5 U	< 750 U	< 1100 U	< 6.4 U	< 700 U	< 930 U	< 710 U	< 6.9 U	< 530 U	< 7.1 U	< 6.9 U
1,2-Dibromoethane (Ethylene Dibromide)	106-93-4	ug/kg	< 8.4 UJ	< 5.9 U	< 5.2 U	< 9.3 UJ	< 9.6 U	< 5.5 U	< 8.7 U	< 1100 U	< 6.4 U	< 700 U	< 11 U	< 710 U	< 6.9 U	< 7.1 U	< 7.1 UJ	< 6.9 U
1,2-Dichlorobenzene	95-50-1	ug/kg	< 8.4 UJ	< 5.9 U	< 5.2 U	R	< 820 U	< 5.5 U	< 750 U	< 1100 U	< 6.4 U	< 700 U	< 930 U	< 710 U	< 6.9 U	< 530 U	< 7.1 UJ	< 6.9 U
1,2-Dichloroethane	107-06-2	ug/kg	< 8.4 UJ	< 5.9 U	< 5.2 U	< 9.3 U	< 9.6 U	< 5.5 U	< 8.7 U	< 1100 U	< 6.4 U	< 700 U	< 11 U	< 710 U	< 6.9 U	< 7.1 U	< 7.1 UJ	< 6.9 U
1,2-DICHLOROPROPANE	78-87-5	ug/kg	< 8.4 UJ	< 5.9 U	< 5.2 U	< 9.3 UJ	< 9.6 U	< 5.5 U	< 8.7 U	< 12 U	< 6.4 U	< 9.5 U	< 11 U	< 8.5 U	< 6.9 U	< 7.1 U	< 7.1 U	< 6.9 U
1,3,5-Trimethylbenzene (Mesitylene)	108-67-8	ug/kg	< 8.4 U	< 5.9 U	< 5.2 U	R	< 820 U	< 5.5 U	< 750 U	< 1100 U	< 6.4 U	< 700 U	< 930 U	< 710 U	< 6.9 U	< 530 U	< 7.1 U	< 6.9 U
1,3-DICHLOROBENZENE	541-73-1	ug/kg	< 8.4 UJ	< 5.9 U	< 5.2 U	R	< 820 U	< 5.5 U	< 750 U	< 1100 U	< 6.4 U	< 700 U	< 930 U	< 710 U	< 6.9 U	< 530 U	< 7.1 UJ	< 6.9 U
1,4-DICHLOROBENZENE	106-46-7	ug/kg	< 8.4 UJ	< 5.9 U	< 5.2 U	R	< 820 U	< 5.5 U	< 750 U	< 1100 U	< 6.4 U	< 700 U	< 930 U	< 710 U	< 6.9 U	< 530 U	< 7.1 UJ	< 6.9 U
2-HEXANONE	591-78-6	ug/kg	< 17 U	< 12 U	< 10 U	< 19 UJ	< 19 U	< 11 U	< 17 U	< 23 U	< 13 U	< 19 U	< 22 U	< 17 U	< 14 U	< 14 U	< 14 U	< 14 U
ACETONE	67-64-1	ug/kg	67 EB	< 12 U	< 10 U	< 19 U	65 EB	< 11 U	< 17 U	41 EB	21 JEB	< 19 U	74 EB	47 EB	< 14 U	29 EB	22 EB	< 14 U
Benzene	71-43-2	ug/kg	< 8.4 U	< 5.9 U	< 5.2 U	< 9.3 UJ	< 9.6 U	< 5.5 U	< 8.7 U	< 12 U	< 6.4 U	< 9.5 U	< 11 U	< 8.5 U	< 6.9 U	< 7.1 U	< 7.1 U	< 6.9 U
BROMOCHLOROMETHANE	74-97-5	ug/kg	< 8.4 U	< 5.9 U	< 5.2 U	< 9.3 U	< 9.6 U	< 5.5 U	< 8.7 U	< 12 U	< 6.4 U	< 9.5 U	< 11 U	< 8.5 U	< 6.9 U	< 7.1 U	< 7.1 U	< 6.9 U
BROMODICHLOROMETHANE	75-27-4	ug/kg	< 8.4 UJ	< 5.9 U	< 5.2 U	< 9.3 UJ	< 9.6 U	< 5.5 U	< 8.7 U	< 12 U	< 6.4 U	< 9.5 U	< 11 U	< 8.5 U	< 6.9 U	< 7.1 U	< 7.1 U	< 6.9 U
BROMOFORM	75-25-2	ug/kg	< 8.4 U	< 5.9 U	< 5.2 U	R	< 820 U	< 5.5 U	< 750 U	< 1100 U	< 6.4 U	< 700 U	< 930 U	< 710 U	< 6.9 U	< 530 U	< 7.1 U	< 6.9 U
BROMOMETHANE	74-83-9	ug/kg	< 8.4 U	< 5.9 U	< 5.2 U	< 9.3 U	< 9.6 U	< 5.5 U	< 8.7 U	< 12 U	< 6.4 U	< 9.5 U	< 11 U	< 8.5 U	< 6.9 U	< 7.1 U	< 7.1 U	< 6.9 U
CARBON DISULFIDE	75-15-0	ug/kg	2.0 J	< 5.9 U	< 5.2 U	< 9.3 U	< 9.6 U	< 5.5 U	< 8.7 U	< 12 U	2.1 J	< 9.5 U	< 11 U	2.2 J	< 6.9 U	< 7.1 U	< 7.1 U	< 6.9 U
CARBON TETRACHLORIDE	56-23-5	ug/kg	< 8.4 UJ	< 5.9 U	< 5.2 U	< 9.3 UJ	< 9.6 U	< 5.5 U	< 8.7 U	< 1100 U	< 6.4 U	< 700 U	< 11 U	< 710 U	< 6.9 U	< 7.1 U	< 7.1 UJ	< 6.9 U
Chlorobenzene	108-90-7	ug/kg	< 8.4 UJ	< 5.9 U	< 5.2 U	< 9.3 UJ	< 9.6 U	< 5.5 U	< 8.7 U	< 1100 U	< 6.4 U	< 700 U	< 930 U	< 710 U	< 6.9 U	< 530 U	< 7.1 UJ	< 6.9 U
CHLOROETHANE	75-00-3	ug/kg	< 8.4 U	< 5.9 U	< 5.2 U	< 9.3 U	< 9.6 U	< 5.5 U	< 8.7 U	< 12 U	< 6.4 U	< 9.5 U	< 11 U	< 8.5 U	< 6.9 U	< 7.1 U	< 7.1 U	< 6.9 U
Chloroform	67-66-3	ug/kg	< 8.4 U	< 5.9 U	< 5.2 U	< 9.3 U	< 9.6 U	< 5.5 U	< 8.7 U	< 12 U	< 6.4 U	< 9.5 U	< 11 U	< 8.5 U	< 6.9 U	< 7.1 U	< 7.1 U	< 6.9 U
CHLOROMETHANE	74-87-3	ug/kg	< 8.4 U	< 5.9 U	< 5.2 U	< 9.3 U	< 9.6 U	< 5.5 U	< 8.7 U	< 12 U	< 6.4 U	< 9.5 U	< 11 U	< 8.5 U	< 6.9 U	< 7.1 U	< 7.1 U	< 6.9 U
CIS-1,2-DICHLOROETHYLENE	156-59-2	ug/kg	< 8.4 UJ	< 5.9 U	< 5.2 U	< 9.3 U	< 9.6 U	< 5.5 U	< 8.7 U	< 12 U	< 6.4 U	< 9.5 U	< 11 U	< 8.5 U	< 6.9 U	< 7.1 U	< 7.1 U	< 6.9 U
cis-1,3-Dichloropropene	10061-01-5	ug/kg	< 8.4 U	< 5.9 U	< 5.2 U	< 9.3 UJ	< 9.6 U	< 5.5 U	< 8.7 U	< 12 U	< 6.4 U	< 9.5 U	< 11 U	< 8.5 U	< 6.9 U	< 7.1 U	< 7.1 U	< 6.9 U
Cyclohexane	110-82-7	ug/kg	< 8.4 UJ	< 5.9 U	< 5.2 U	< 9.3 UJ	< 9.6 U	< 5.5 U	< 8.7 U	< 12 U	< 6.4 U	< 9.5 U	< 11 U	< 8.5 U	< 6.9 U	< 7.1 U	< 7.1 U	< 6.9 U
DIBROMOCHLOROMETHANE	124-48-1	ug/kg	< 8.4 U	< 5.9 U	< 5.2 U	< 9.3 UJ	< 9.6 U	< 5.5 U	< 8.7 U	< 12 U	< 6.4 U	< 9.5 U	< 11 U	< 8.5 U	< 6.9 U	< 7.1 U	< 7.1 U	< 6.9 U
Dichlorodifluoromethane	75-71-8	ug/kg	< 8.4 U	< 5.9 U	< 5.2 U	< 9.3 U	< 9.6 U	< 5.5 U	< 8.7 U	< 12 U	< 6.4 U	< 9.5 U	< 11 U	< 8.5 U	< 6.9 U	< 7.1 U	< 7.1 U	< 6.9 U
Ethylbenzene	100-41-4	ug/kg	< 8.4 U	< 5.9 U	< 5.2 U	< 9.3 UJ	< 9.6 U	< 5.5 U	< 8.7 U	< 12 U	< 6.4 U	< 9.5 U	< 11 U	< 8.5 U	< 6.9 U	< 7.1 U	< 7.1 U	< 6.9 U
Isopropylbenzene (Cumene)	98-82-8	ug/kg	< 8.4 U	< 5.9 U	< 5.2 U	R	< 820 U	< 5.5 U	< 750 U	< 1100 U	< 6.4 U	< 700 U	< 930 U	< 710 U	< 6.9 U	< 530 U	< 7.1 U	< 6.9 U
m,p-Xylene	179601-23-1	ug/kg	< 8.4 U	< 5.9 U	< 5.2 U	< 9.3 UJ	< 9.6 U	< 5.5 U	< 8.7 U	< 12 U	< 6.4 U	< 9.5 U	< 11 U	< 8.5 U	< 6.9 U	< 7.1 U	< 7.1 U	< 6.9 U
METHYL ACETATE	79-20-9	ug/kg	< 8.4 UJ	< 5.9 U	< 5.2 U	< 9.3 U	< 9.6 U	< 5.5 U	< 8.7 U	< 1100 U	< 6.4 U	< 700 U	< 11 U	< 710 U	< 6.9 U	< 7.1 U	< 7.1 UJ	< 6.9 U
Methyl Ethyl Ketone (2-Butanone)	78-93-3	ug/kg	24	< 12 U	< 10 U	< 19 U	27	< 11 U	< 17 U	< 23 U	< 13 U	< 19 U	< 22 U	< 17 U	< 14 U	< 14 U	< 14 U	< 14 U
METHYL ISOBUTYL KETONE (4-METHYL-2-PENTANONE)	108-10-1	ug/kg	< 17 U	< 12 U	< 10 U	< 19 UJ	< 19 U	< 11 U	< 17 U	< 23 U	< 13 U	< 19 U	< 22 U	< 17 U	< 14 U	< 14 U	< 14 U	< 14 U
Methylcyclohexane	108-87-2	ug/kg	< 8.4 UJ	< 5.9 U	< 5.2 U	< 9.3 UJ	< 9.6 U	< 5.5 U	< 8.7 U	< 12 U	< 6.4 U	< 9.5 U	< 11 U	< 8.5 U	< 6.9 U	< 7.1 U	< 7.1 U	< 6.9 U
Methylene Chloride	75-09-2	ug/kg	< 8.4 UJ	< 6.6 U	10 J+	13	10 J+	< 6.0 U	< 8.7 U	< 1100 U	< 6.4 U	< 700 U	< 11 U	< 710 U	< 6.9 U	< 7.1 U	< 7.1 UJ	< 6.9 U
o-Xylene (1,2-Dimethylbenzene)	95-47-6	ug/kg	< 8.4 U	< 5.9 U	< 5.2 U	< 9.3 UJ	< 9.6 U	< 5.5 U	< 8.7 U	< 12 U	< 6.4 U	< 9.5 U	< 11 U	< 8.5 U	< 6.9 U	< 7.1 U	< 7.1 U	< 6.9 U
Styrene	100-42-5	ug/kg	< 8.4 U	< 5.9 U	< 5.2 U	< 9.3 UJ	< 9.6 U	< 5.5 U	< 8.7 U	< 12 U	< 6.4 U	< 9.5 U	< 11 U	< 8.5 U	< 6.9 U	< 7.1 U	< 7.1 U	< 6.9 U
TERT-BUTYL METHYL ETHER	1634-04-4	ug/kg	< 8.4 UJ	< 5.9 U	< 5.2 U	< 9.3 U	< 9.6 U	< 5.5 U	< 8.7 U	< 1100 U	< 6.4 U	< 700 U	< 11 U	< 710 U	< 6.9 U	< 7.1 U	< 7.1 UJ	< 6.9 U
Tetrachloroethylene (PCE)	127-18-4	ug/kg	< 8.4 U	< 5.9 U	< 5.2 U	< 9.3 UJ	< 9.6 U	< 5.5 U	< 8.7 U	< 12 U	< 6.4 U	< 9.5 U	< 11 U	< 8.5 U	< 6.9 U	< 7.1 U	< 7.1 U	< 6.9 U
Toluene	108-88-3	ug/kg	< 8.4 U	< 5.9 U	< 5.2 U	< 9.3 UJ	< 9.6 U	< 5.5 U	< 8.7 U	< 12 U	< 6.4 U	< 9.5 U	< 11 U	< 8.5 U	< 6.9 U	< 7.1 U	< 7.1 U	< 6.9 U
Trans-1,2-Dichloroethylene	156-60-5	ug/kg	< 8.4 UJ	< 5.9 U	< 5.2 U	< 9.3 U	< 9.6 U	< 5.5 U	< 8.7 U	< 12 U	< 6.4 U	< 9.5 U	< 11 U	< 8.5 U	< 6.9 U	< 7.1 U	< 7.1 U	< 6.9 U
Trans-1,3-Dichloropropene	10061-02-6	ug/kg	< 8.4 U	< 5.9 U	< 5.2 U	< 9.3 UJ	< 9.6 U	< 5.5 U	< 8.7 U	< 12 U	< 6.4 U	< 9.5 U	< 11 U	< 8.5 U	< 6.9 U	< 7.1 U	< 7.1 U	< 6.9 U
Trichloroethylene (TCE)	79-01-6	ug/kg	< 8.4 U	< 5.9 U	< 5.2 U	< 9.3 UJ	< 9.6 U	< 5.5 U	< 8.7 U	< 12 U	< 6.4 U	< 9.5 U	< 11 U	< 8.5 U	< 6.9 U	< 7.1 U	< 7.1 U	< 6.9 U
Trichlorofluoromethane	75-69-4	ug/kg	< 8.4 UJ	< 5.9 U	< 5.2 U	< 9.3 U	< 9.6 U	< 5.5 U	< 8.7 U	< 1100 U	< 6.4 U	< 700 U	< 11 U	< 710 U	< 6.9 U	< 7.1 U	< 7.1 UJ	< 6.9 U
Vinyl Chloride	75-01-4	ug/kg	< 8.4 U	< 5.9 U	< 5.2 U	< 9.3 U	< 9.6 U	< 5.5 U	< 8.7 U	< 12 U	< 6.4 U	< 9.5 U	< 11 U	< 8.5 U	< 6.9 U	< 7.1 U	< 7.1 U	< 6.9 U

Table 12
Phase 2 Reach Floodplain Soil Analytical Results
Phase 2 Data Evaluation Summary Memorandum
Lower Neponset River
Boston and Milton, Massachusetts

			24D-0072 24D-0072-CS 6/5/2024 N 2 - 2.4 ft	24D-0073 24D-0073-AS 6/6/2024 N 0 - 1 ft	24D-0073 24D-0073-BS 6/6/2024 N 1 - 1.4 ft	24D-0074 24D-0074-AS 6/6/2024 N 0 - 1 ft	24D-0074 24D-0074-BS 6/6/2024 N 1 - 2 ft	24D-0074 24D-0074-CS 6/6/2024 N 2 - 2.9 ft	24D-0075 24D-0075-AS 6/28/2024 N 0 - 1 ft	24D-0075 24D-0075-BS 6/28/2024 N 1 - 2 ft	24D-0075 24D-0075-CS 6/28/2024 N 2 - 3 ft	24D-0076 24D-0076-AS 6/28/2024 N 0 - 1 ft	24D-0076 24D-0076-BS 6/28/2024 N 1 - 2 ft	24D-0076 24D-0076-CS 6/28/2024 N 2 - 2.9 ft	24D-0077 24D-0077-AS 6/28/2024 N 0 - 1 ft	24D-0077 24D-0077-BS 6/28/2024 N 1 - 2 ft	24D-0077 24D-0077-CS 6/28/2024 N 2 - 2.7 ft	24D-0078 24D-0078-AS 6/28/2024 N 0 - 1 ft
Analyte	CAS Number	Units																
TCL SVOCs																		
1,2,4,5-TETRACHLOROBENZENE	95-94-3	ug/kg	< 320 U	< 220 U	< 200 U	< 350 U	< 360 U	< 230 U	< 340 U	< 430 U	< 250 U	< 340 U	< 390 U	< 310 U	< 260 U	< 260 U	< 260 U	< 270 U
1,4-Dioxane (P-Dioxane)	123-91-1	ug/kg	< 120 U	< 88 U	< 79 U	< 140 U	< 140 U	< 88 U	< 130 U	< 170 U	< 100 U	< 130 U	< 150 U	< 120 U	< 100 U	< 100 U	< 100 U	< 110 U
1-Methylnaphthalene	90-12-0	ug/kg	12	2.3 J	< 3.9 U	7.3	4.0 J	< 4.4 U	4.7 J	< 8.4 U	< 4.9 U	6.0 J	2.2 J	< 6.1 U	10	8.1 J-	< 5.0 U	16
2,3,4,6-TETRACHLOROPHENOL	58-90-2	ug/kg	< 320 U	< 220 U	< 200 U	< 350 U	< 360 U	< 230 U	< 340 U	< 430 U	< 250 U	< 340 U	< 390 U	< 310 U	< 260 U	< 260 U	< 260 U	< 270 U
2,4,5-TRICHLOROPHENOL	95-95-4	ug/kg	< 320 U	< 220 U	< 200 U	< 350 U	< 360 U	< 230 U	< 340 U	< 430 U	< 250 U	< 340 U	< 390 U	< 310 U	< 260 U	< 260 U	< 260 U	< 270 U
2,4,6-TRICHLOROPHENOL	88-06-2	ug/kg	< 320 U	< 220 U	< 200 U	< 350 U	< 360 U	< 230 U	< 340 U	< 430 U	< 250 U	< 340 U	< 390 U	< 310 U	< 260 U	< 260 U	< 260 U	< 270 U
2,4-DICHLOROPHENOL	120-83-2	ug/kg	< 320 U	< 220 U	< 200 U	< 350 U	< 360 U	< 230 U	< 340 U	< 430 U	< 250 U	< 340 U	< 390 U	< 310 U	< 260 U	< 260 U	< 260 U	< 270 U
2,4-DIMETHYLPHENOL	105-67-9	ug/kg	< 320 U	< 220 U	< 200 U	< 350 U	< 360 U	< 230 U	< 340 U	< 430 U	< 250 U	< 340 U	< 390 U	< 310 U	< 260 UJ	< 260 U	< 260 U	< 270 UJ
2,4-DINITROPHENOL	51-28-5	ug/kg	< 610 U	< 440 U	< 390 U	< 680 U	< 700 U	< 440 U	< 660 U	< 840 U	< 490 U	< 660 U	< 760 U	< 610 U	< 510 U	< 500 U	< 500 U	< 530 U
2,4-DINITROTOLUENE	121-14-2	ug/kg	< 320 U	< 220 U	< 200 U	< 350 U	< 360 U	< 230 U	< 340 U	< 430 U	< 250 U	< 340 U	< 390 U	< 310 U	< 260 U	< 260 U	< 260 U	< 270 U
2,6-DINITROTOLUENE	606-20-2	ug/kg	< 320 U	< 220 U	< 200 U	< 350 U	< 360 U	< 230 U	< 340 U	< 430 U	< 250 U	< 340 U	< 390 U	< 310 U	< 260 U	< 260 U	< 260 U	< 270 U
2-CHLORONAPHTHALENE	91-58-7	ug/kg	< 320 U	< 220 U	< 200 U	< 350 U	< 360 U	< 230 U	< 340 U	< 430 U	< 250 U	< 340 U	< 390 U	< 310 U	< 260 U	< 260 U	< 260 U	< 270 U
2-CHLOROPHENOL	95-57-8	ug/kg	< 320 U	< 220 U	< 200 U	< 350 U	< 360 U	< 230 U	< 340 U	< 430 U	< 250 U	< 340 U	< 390 U	< 310 U	< 260 U	< 260 U	< 260 U	< 270 U
2-Methylnaphthalene	91-57-6	ug/kg	14	3.8 J	< 3.9 U	9.5 EB	4.9 J	< 4.4 U	6.1 J	< 8.4 U	1.7 J	7.9	3.0 J	1.8 J	14	12 J-	1.6 J	24
2-METHYLPHENOL (O-CRESOL)	95-48-7	ug/kg	< 610 U	< 440 U	< 390 U	< 680 U	< 700 U	< 440 U	< 660 U	< 840 U	< 490 U	< 660 U	< 760 U	< 610 U	< 510 U	< 500 U	< 500 U	< 530 U
2-NITROANILINE	88-74-4	ug/kg	< 320 U	< 220 U	< 200 U	< 350 U	< 360 U	< 230 U	< 340 U	< 430 U	< 250 U	< 340 U	< 390 U	< 310 U	< 260 U	< 260 U	< 260 U	< 270 U
2-NITROPHENOL	88-75-5	ug/kg	< 320 U	< 220 U	< 200 U	< 350 U	< 360 U	< 230 U	< 340 U	< 430 U	< 250 U	< 340 U	< 390 U	< 310 U	< 260 U	< 260 U	< 260 U	< 270 U
3,3'-DICHLOROBENZIDINE	91-94-1	ug/kg	< 610 U	< 440 U	< 390 U	< 680 U	< 700 U	< 440 U	< 660 U	< 840 U	< 490 U	< 660 U	< 760 U	< 610 U	< 510 U	830	< 500 U	< 530 U
3-NITROANILINE	99-09-2	ug/kg	< 610 U	< 440 U	< 390 U	< 680 U	< 700 U	< 440 U	< 660 U	< 840 U	< 490 U	< 660 U	< 760 U	< 610 U	< 510 U	< 500 U	< 500 U	< 530 U
4,6-DINITRO-2-METHYLPHENOL	534-52-1	ug/kg	< 610 U	< 440 U	< 390 U	< 680 U	< 700 U	< 440 U	< 660 U	< 840 U	< 490 U	< 660 U	< 760 U	< 610 U	< 510 U	< 500 U	< 500 U	< 530 U
4-BROMOPHENYL PHENYL ETHER	101-55-3	ug/kg	< 320 U	< 220 U	< 200 U	< 350 U	< 360 U	< 230 U	< 340 U	< 430 U	< 250 U	< 340 U	< 390 U	< 310 U	< 260 U	< 260 U	< 260 U	< 270 U
4-CHLORO-3-METHYLPHENOL	59-50-7	ug/kg	< 320 U	< 220 U	< 200 U	< 350 U	< 360 U	< 230 U	< 340 U	< 430 U	< 250 U	< 340 U	< 390 U	< 310 U	< 260 U	< 260 U	< 260 U	< 270 U
4-CHLOROANILINE	106-47-8	ug/kg	< 610 U	< 440 U	< 390 U	< 680 U	< 700 U	< 440 U	< 660 U	< 840 U	< 490 U	< 660 U	< 760 U	< 610 U	< 510 U	< 500 U	< 500 U	< 530 U
4-CHLOROPHENYL PHENYL ETHER	7005-72-3	ug/kg	< 320 U	< 220 U	< 200 U	< 350 U	< 360 U	< 230 U	< 340 U	< 430 U	< 250 U	< 340 U	< 390 U	< 310 U	< 260 U	< 260 U	< 260 U	< 270 U
4-METHYLPHENOL (P-CRESOL)	106-44-5	ug/kg	< 610 U	< 440 U	< 390 U	< 680 U	< 700 U	< 440 U	< 660 U	< 840 U	< 490 U	< 660 U	< 760 U	< 610 U	< 510 U	< 500 U	< 500 U	< 530 U
4-Nitroaniline	100-01-6	ug/kg	< 610 U	< 440 U	< 390 U	< 680 U	< 700 U	< 440 U	< 660 U	< 840 U	< 490 U	< 660 U	< 760 U	< 610 U	< 510 U	< 500 U	< 500 U	< 530 U
4-NITROPHENOL	100-02-7	ug/kg	< 610 U	< 440 U	< 390 U	< 680 U	< 700 U	< 440 U	< 660 U	< 840 U	< 490 U	< 660 U	< 760 U	< 610 U	< 510 U	< 500 U	< 500 U	< 530 U
Acenaphthene	83-32-9	ug/kg	63	4.4	< 3.9 U	34	16	0.90 J	18 J	2.2 J	1.3 J	28 J	7.9 J	2.0 J	44	35 J	1.1 J	42
ACENAPHTHYLENE	208-96-8	ug/kg	7.1	13	2.4 J	40	13	1.8 J	21	3.7 J	4.1 J	39	14	4.4 J	59	3.5 J-	4.3 J	83
Acetophenone	98-86-2	ug/kg	< 610 U	< 440 U	< 390 U	< 680 U	< 700 U	< 440 U	< 660 U	< 840 U	< 490 U	< 660 U	< 760 U	< 610 U	< 510 U	< 500 U	< 500 U	< 530 U
ANTHRACENE	120-12-7	ug/kg	350	22	3.0 J	140	49	4.1 J	64	6.8 J	4.8 J	130	30	6.4	200	45 J-	4.3 J	190
ATRAZINE	1912-24-9	ug/kg	< 610 U	< 440 U	< 390 U	< 680 U	< 700 U	< 440 U	< 660 U	< 840 U	< 490 U	< 660 U	< 760 U	< 610 U	< 510 U	< 500 U	< 500 U	< 530 U
BENZALDEHYDE	100-52-7	ug/kg	< 610 U	< 440 U	< 390 U	< 680 U	< 700 U	< 440 U	< 660 U	< 840 U	< 490 U	< 660 U	< 760 U	< 610 U	< 510 U	< 500 U	< 500 U	< 530 U
BENZO(A)ANTHRACENE	56-55-3	ug/kg	370	140	12	540	220	9.8	300	29	22	430	110	24	510	76	15	640
BENZO(A)PYRENE	50-32-8	ug/kg	320	67	14	330	86	9.7	150	33	25	270	120	27	360	72	20	350
Benzo(B)Fluoranthene	205-99-2	ug/kg	390	260	22	610	310	14	370	48	33	710	140	38	740	89	25	980
Benzo(G,H,I)Perylene	191-24-2	ug/kg	99	8.7	9.6	32	9.8	5.3	18	21	16	37	85	19	170	52	13	190
Benzo(K)Fluoranthene	207-08-9	ug/kg	81	54	6.7	250	66	4.1 J	110	15	11	220	47	13	300	43	9.5	310
BENZYL BUTYL PHTHALATE	85-68-7	ug/kg	< 320 U	< 220 U	< 200 U	< 350 U	< 360 U	< 230 U	< 340 U	< 430 U	< 250 U	< 340 U	< 390 U	< 310 U	86 J	< 260 U	< 260 U	150 J
BIPHENYL (DIPHENYL)	92-52-4	ug/kg	< 320 U	< 220 U	< 200 U	< 350 U	< 360 U	< 230 U	< 340 U	< 430 U	< 250 U	< 340 U	< 390 U	< 310 U	< 260 U	< 260 U	< 260 U	< 270 U
BIS(2-CHLOROETHOXY) METHANE	111-91-1	ug/kg	< 320 U	< 220 U	< 200 U	< 350 U	< 360 U	< 230 U	< 340 U	< 430 U	< 250 U	< 340 U	< 390 U	< 310 U	< 260 U	< 260 U	< 260 U	< 270 U
BIS(2-CHLOROETHYL) ETHER (2-CHLOROETHYL ETHER)	111-44-4	ug/kg	< 610 U	< 440 U	< 390 U	< 680 U	< 700 U	< 440 U	< 660 U	< 840 U	< 490 U	< 660 U	< 760 U	< 610 U	< 510 U	< 500 U	< 500 U	< 530 U
BIS(2-CHLOROISOPROPYL) ETHER	108-60-1	ug/kg	< 610 U	< 440 U	< 390 U	< 680 U	< 700 U	< 440 U	< 660 U	< 840 U	< 490 U	< 660 U	< 760 U	< 610 U	< 510 U	< 500 U	< 500 U	< 530 U
BIS(2-ETHYLHEXYL) PHTHALATE	117-81-7	ug/kg	< 320 U	65 J	< 200 U	260 J	410	< 230 U	< 340 U	< 430 U	< 250 U	< 340 U	< 390 U	< 310 U	330	< 260 U	< 260 U	480
Caprolactam	105-60-2	ug/kg	< 610 U	< 440 U	< 390 U	< 680 U	< 700 U	< 440 U	< 660 U	< 840 U	< 490 U	< 660 U	< 760 U	< 610 U	< 510 U	< 500 U	< 500 U	< 530 U
CARBAZOLE	86-74-8	ug/kg	81 J	< 440 U	< 390 U	< 680 U	< 700 U	< 440 U	< 660 U	< 840 U	< 490 U	< 660 U	< 760 U	< 610 U	< 510 U	< 500 U	< 500 U	71 J
CHRYSENE	218-01-9	ug/kg	250	120	10	420	160	6.6	200	33	24	480	85	26	580	78	18	780
DIBENZ(A,H)ANTHRACENE	53-70-3	ug/kg	25	21	2.2 J	82	23	1.4 J	49	5.4 J	4.2 J	100	21	4.7 J	120	12	3.5 J	120
Dibenzofuran	132-64-9	ug/kg	< 320 U	< 220 U	< 200 U	< 350 U	< 360 U	< 230 U	< 340 U	< 430 U	< 250 U	< 340 U	< 390 U	< 310 U	< 260 U	< 260 U	< 260 U	< 270 U
Diethyl Phthalate	84-66-2	ug/kg	< 320 U	< 220 U	< 200 U	< 350 U	< 360 U	< 230 U	< 340 U	< 430 U	< 250 U	< 340 U	< 390 U	< 310 U	< 260 U	< 260 U	< 260 U	< 270 U
DIMETHYL PHTHALATE	131-11-3	ug/kg	< 320 U	< 220 U	< 200 U	< 350 U	< 360 U	< 230 U	< 340 U	< 430 U	< 250 U	< 340 U	< 390 U	< 310 U	< 260 U	< 260 U	< 260 U	< 270 U
Di-N-Butyl Phthalate	84-74-2	ug/kg	< 320 U	< 220 U	< 200 U	< 350 U	< 360 U	< 230 U	< 340 U	< 430 U	< 250 U	< 340 U	< 390 U	< 310 U	< 260 U	< 260 U	< 260 U	< 270 U
DI-N-OCTYLPHTHALATE	117-84-0	ug/kg	< 610 U	< 440 U	< 390 U	< 680 U	< 700 U	< 440 U	< 660 U	< 840 U	< 490 U	< 660 U	< 760 U	< 610 U	< 510 U	< 500 U	< 500 U	< 530 U
FLUORANTHENE	206-44-0	ug/kg	780	290	23	1000	440	18	520	79	55	910	200	56	1100	240	30	1400
FLUORENE	86-73-7	ug/kg	77	5.6	< 3.9 U	36	18	1.4 J	19	2.3 J	2.0 J	29	8.2	2.7 J	43	33 J-	1.8 J	46
HEXACHLOROBENZENE	118-74-1	ug/kg	< 320 U	< 220 U	< 200 U	< 350 U	< 360 U	< 230 U	< 340 U	< 430 U	< 250 U	< 340 U	< 390 U	< 310 U	< 260 U	< 260 U	< 260 U	< 270 U
Hexachlorobutadiene	87-68-3	ug/kg	< 320 U	< 220 U	< 200 U	< 350 U	< 360 U	< 230 U	< 340 U	< 430 U	< 250 U	< 340 U	< 390 U	< 310 U	< 260 U	< 260 U	< 260 U	< 270 U
HEXACHLOROCYCLOPENTADIENE	77-47-4	ug/kg	< 610 U	< 440 U	< 390 U	< 680 U	< 700 U	< 440 U	< 660 U	< 840 U	< 490 U	< 660 U	< 760 U	< 610 U	< 510 UJ	< 500 U	< 500 U	< 530 UJ
HEXACHLOROETHANE	67-72-1	ug/kg	< 320 U	< 220 U	< 200 U	< 350 U	< 360 U	< 230 U	< 340 U	< 430 U	< 250 U	< 340 U	< 390 U	< 310 U	< 260 U	< 260 U	< 260 U	< 270 U
INDENO(1,2,3-C,D)PYRENE	193-39-5	ug/kg	89	49	7.8	210	54	4.4	110	17	13	210	71	15	330	42	11	250
ISOPHORONE	78-59-1	ug/kg	< 320 U	< 220 U	< 200 U	< 350 U	< 360 U	< 230 U	< 340 U	< 430 U	< 250 U	< 340 U	< 390 U	< 310 U	< 260 U	< 260 U	< 260 U	< 270 U
Naphthalene	91-20-3	ug/kg	23 EB	6.8 EB	0.83 JEB	17 EB	8.8 EB	1.2 JEB	13	3.0 J	3.3 J	15	5.8 J	3.1 J	26	25 J-	2.8 J	28
NITROBENZENE	98-95-3	ug/kg	< 320 U	< 220 U	< 200 U	< 350 U	< 360 U	< 230 U	< 340 U	< 430 U	< 250 U	< 340 U	< 390 U	< 310 U	< 260 U	< 260 U	< 260 U	< 270 U
N-NITROSODI-N-PROPYLAMINE	621-64-7	ug/kg	< 320 U	< 220 U	< 200 U	< 350 U	< 360 U	< 230 U	< 340 U	< 430 U	< 250 U	< 340 U	< 390 U	< 310 U	< 260 U	< 260 U	< 260 U	< 270 U
N-NITROSODIPHENYLAMINE	86-30-6	ug/kg	< 320 U	< 220 U	< 200 U	< 350 U	< 360 U	< 230 U	< 340 U	< 430 U	< 250 U	< 340 U	< 390 U	< 310 U	< 260 U	< 260 U	< 260 U	< 270 U
PENTACHLOROPHENOL	87-86-5	ug/kg	< 12 U	< 8.9 U	< 7.9 U	< 14 U	< 14 U	< 8.9 U	< 13 U	< 17 U	< 10 U	3.1 J	< 15 U	< 12 U	3.6 J	< 10 U	< 10 U	6.0 J
PHENANTHRENE	85-01-8	ug/kg	730	130	10	470	290	12	300	43	20	470	110	20	590	260	15	700
PHENOL	108-95-2	ug/kg	< 610 U	< 440 U	< 390 U	< 680 U	< 700 U	< 440 U	< 660 U	< 840 U	< 490 U	< 660 U	< 760 U	< 610 U	< 510 U	< 500 U	< 500 U	< 530 U
PYRENE	129-00-0	ug/kg	630	200	19	700	300	16	370	63	51	590	170	49	850	190	29	730

Table 12
Phase 2 Reach Floodplain Soil Analytical Results
Phase 2 Data Evaluation Summary Memorandum
Lower Neponset River
Boston and Milton, Massachusetts

Analyte	CAS Number	Units	24D-0078 24D-0078-BS 6/28/2024 N 1 - 2 ft	24D-0078 24D-0078-CS 6/28/2024 N 2 - 2.8 ft	24D-0079 24D-0079-AS 7/8/2024 N 0 - 1 ft	24D-0079 24D-0079-BS 7/8/2024 N 1 - 2 ft	24D-0079 24D-0079-CS 7/8/2024 N 2 - 3 ft	24D-0080 24D-0080-AS 7/8/2024 N 0 - 1 ft	24D-0080 24D-0080-BS 7/8/2024 N 1 - 2 ft	24D-0080 24D-0080-CS 7/8/2024 N 2 - 3 ft	24D-0081 24D-0081-AS 7/8/2024 N 0 - 1 ft	24D-0081 24D-0081-BS 7/8/2024 N 1 - 2 ft	24D-0081 24D-0081-CS 7/8/2024 N 2 - 3 ft	24D-0082 24D-0082-AS 7/9/2024 N 0 - 1 ft	24D-0082 24D-0082-BS 7/9/2024 N 1 - 2 ft	24D-0082 24D-0082-CS 7/9/2024 N 2 - 2.7 ft	24D-0083 24D-0083-AD 7/9/2024 FD 0 - 1 ft	24D-0083 24D-0083-BD 7/9/2024 FD 1 - 1.6 ft
PCDD/F																		
1,2,3,4,6,7,8-HpCDD	35822-46-9	pg/g	4130 J-	2070	3350	3970	1800	2480	1400	949	2470	2770	1470	1680	874	51.7	1520	92.7
1,2,3,4,6,7,8-HpCDF	67562-39-4	pg/g	1510 J-	934	1670 J	2210 J	917 J	1050 J	693 J	1140 J	1100 J	1110 J	776 J	693 J	586 J	27.8 J	647 J	48.6 J
1,2,3,4,7,8,9-HpCDF	55673-89-7	pg/g	64.4 J-	31.6	60.5	65.2	29	48.1	24.5	15.2	50.4	48	24.9	37.1	15.1	1.52 J	33.1 J	2.54 J
1,2,3,4,7,8-HxCDD	39227-28-6	pg/g	27.2 J-	18.2	28.8 J	27.4 J	15.8 J	33.7 J	12.6 J	7.97 J	38.4 J	25.9 J	13.3 J	30.1 J	10.3 J	1.5 JN	31.1 J	2.17 J
1,2,3,4,7,8-HxCDF	70648-26-9	pg/g	103 J	45.9 J	112	93.1	37.1	63.8	44.9	26.1	60.5	70.3	32.4	38.6	23.3	1.83 J	32.2	4.31 JN
1,2,3,6,7,8-HxCDD	57653-85-7	pg/g	200 J-	106	166 J	215 J	95.9 J	125 J	78.6 J	81.2 J	113 J	138 J	78 J	88.6 J	54.6 J	3.3	83.1	5.5
1,2,3,6,7,8-HxCDF	57117-44-9	pg/g	49.9 J	24.9 J	57.9	48.6	22.2	41.1	28.6	18.7	48	39.3	20.8	30.7	20.9	1.55 J	27.7 J	3.19 J
1,2,3,7,8,9-HxCDD	19408-74-3	pg/g	78.9 J-	48.8	79.7 J	95.3 J	49.2 J	75.5 J	36.5 J	37.1 J	89.6 J	69.1 J	39.1 J	66.8 J	29.3 J	2.17 J	66.4 J	3.61
1,2,3,7,8,9-HxCDF	72918-21-9	pg/g	< 1.87 UJ	< 1.72 U	< 1.68 U	< 1.8 U	< 1.04 U	< 1.47 U	< 1.09 U	< 1.01 U	< 1.77 U	< 1.31 U	< 1.36 U	< 1.02 U	< 0.849 U	< 0.571 U	< 1.72 U	< 0.649 U
1,2,3,7,8-PeCDD	40321-76-4	pg/g	15.6 J	8.69 J	13.6 JN	14.7 JN	8.21 JN	16.3 JN	7.31 JN	4.61 J	20 J	13.7 JN	6.73 JN	16.9 J	6.38 J	< 0.605 U	26.2 J	1.03 J
1,2,3,7,8-PeCDF	57117-41-6	pg/g	21.3	9.66	18.9 J	18.5 J	7.77 J	9.21 J	10.6 J	2.79 JN	7.97 J	13.3 J	5.75 J	5.95 J	4.53 J	< 0.419 U	4.69	1.17 J
2,3,4,6,7,8-HxCDF	60851-34-5	pg/g	94.1 J	35.4 J	62	67	27.7	44.7	31.3	23.6	47.8	45.7	25.9	33.3	17.8	1.53 J	30.6 J	3.88 J
2,3,4,7,8-PeCDF	57117-31-4	pg/g	137 J	64.3 J	83 J	122 J	46.7 J	39 J	51.9 J	29.9 J	29.2 J	72.1 J	40.8 J	25.4 J	26.1 J	1.91 J	18.8 J	4.27 J
2,3,7,8-TCDD	1746-01-6	pg/g	8.47 J	4.19 J	4.15 J	7.16 J	3.55 J	3.25 JN	3.39 J	1.23 JN	2.82 J	5.53 J	3.66 J	2.89 JN	2.63 J	< 0.926 UJ	10.5 J	< 0.988 UJ
2,3,7,8-TCDF	51207-31-9	pg/g	52.6	28.1	35 J	45.9 J	23.5 J	16.3 J	22.9 J	6.31 J	11.7 J	30.7 J	20.1 J	9 J	11.4 J	< 0.54 UJ	7.91	0.959
OCDD	3268-87-9	pg/g	33600 J	17600 J	24800 J	31600 J	13700 J	15700 J	10200 J	6180	19500 J	19300 J	12000 J	10900 J	6660	336	9100	575
OCDF	39001-02-0	pg/g	1900	1100	1970 J	2050 J	1130 J	1550 J	795 J	694 J	1670 J	1480 J	796 J	1180 J	471 J	30.6 J	1050 J	68.2 J
Total HpCDD	RA_Total_HpCDD	pg/g	7200	3820	5830	6910	3160	4580	2500	1679	4600	4730	2660	3020	1597	94	2850	168.2
Total HpCDF	RA_Total_HpCDF	pg/g	3572	2129.3	3557.2	4722.3	2087.4	2251.3	1517.9	2092.04	2245.7	2570.2	1677.71	1507.6	1183.35	59.62	1375.5	96.64
Total HxCDD	RA_Total_HxCDD	pg/g	1064.64	631.93	944.17	1275.1	592.59	740.29	474.23	537.35	734.23	825.5	530.14	574.31	374.43	21.02	577.73	36.47
Total HxCDF	RA_Total_HxCDF	pg/g	1627.17	807.04	1368.5	1679.38	695.74	909.52	656.92	677.81	949	1027.18	634.42	649.71	455.82	26.65	606.01	60.214
Total PeCDD	RA_Total_PeCDD	pg/g	132.82	81.24	115.19	155.63	72.62	108.54	73.63	69.22	104.4	131.91	99.48	99.46	57.943	1.36 U	162.19	3.369
Total PeCDF	RA_Total_PeCDF	pg/g	1032.87	444.64	697.53	883.06	346.129	407.889	418.23	237.34	346.614	596.36	336.493	269.77	221.476	10.69	204.68	30
Total TCDD	RA_Total_TCDD	pg/g	52.48	30.251	51.014	54.08	22.86	39.246	50.237	12.64	29.551	64.474	42.52	31.319	27.135	< 0.926 U	78.45	< 0.988 U
Total TCDF	RA_Total_TCDF	pg/g	1508	610.123	682.65	948.35	322.68	309.35	493.05	132.741	230.41	644.25	346.98	193.73	158.92	2.961 U	138.613	13.443
Total PCDD/F TEQ (Bird)	RA-TEQ-B-DF	pg/g	275.174	137.312	195.232	255.617	110.849	116.402	111.7805	67.2779	108.248	164.903	95.8886	84.305	64.7521	3.10756	91.291	8.70692
Total PCDD/F TEQ (Fish)	RA-TEQ-F-DF	pg/g	160.778	81.782	125.324	153.84	67.4675	89.3265	65.9305	46.4414	91.3505	104.459	58.5721	70.2905	42.6436	2.63226	82.161	6.25397
Total PCDD/F TEQ (Mammal)	RA-TEQ-M-DF	pg/g	99.1558	156.193	190.792	85.0521	112.4923	76.6015	58.0959	115.2741	128.673	72.3103	85.0235	50.6262	2.68118	95.4277	6.33936	48.9971
PCB Congeners																		
PCB-001	2051-60-7	ng/g	5.61	3.43	27.7 J	3.73 J	2.34 J	36.1 J	18.3 J	8.69 J	62.9 J	217 J	301 J	13.3 J	11 J	1.03 J	6.28 J	0.609 J
PCB-002	2051-61-8	ng/g	0.582	0.825	0.835	< 0.0478 U	1.16	0.847	2.98	1.4	1.05	21.2	66 J	1.21	1.19	< 0.0446 U	< 0.047 U	< 0.0476 U
PCB-003	2051-62-9	ng/g	3.65	3.35	17.6 J	2.98 J	3.05 J	26.9 J	20 J	5.85 J	27.3 J	148 J	377 J	11.6 J	6.55 J	< 0.0459 UJ	3.82 J	< 0.049 UJ
PCB-004/010	PCB-4/10	ng/g	51 J	64.2 J	70 J	33.4 J	64.2 J	77.7 J	318 J	96.7 J	100 J	736 J	2210 J	44.3 J	95 J	7.18	14.2	2.2
PCB-005/008	PCB-5/8	ng/g	70.9 J	88.3 J	81 J	55.8 J	109 J	88.9 J	229 J	110 J	86.8 J	300 J	1050 J	43.4 J	136 J	9.84	15.6	2.79
PCB-006	25569-80-6	ng/g	34.4	70.3 J	16.1 J	22.7 J	122 J	17.4 J	94 J	95.7 J	17.1 J	291 J	1240 J	22.3 J	128 J	8.17 J	4.48 J	0.812 J
PCB-007/009	PCB-7/9	ng/g	4.22	5.14	3.22 J	3.2 J	7.43 J	3.4 J	12.9 J	9.21 J	3.25 J	15.1 J	83.2 J	2.15 J	9.94 J	0.612	0.748	< 0.0865 U
PCB-011	2050-67-1	ng/g	10.7	12.4	5.44 J	8.17 J	4.41 J	4.89 J	6.49 J	1.53 J	5.33 J	27.4 J	37.7 J	5.13 J	2.06 J	< 0.0422 U	2	< 0.045 U
PCB-012/013	PCB-12/13	ng/g	38.7	42.9 J	23 J	31.9 J	13.7 J	16.4 J	38.9 J	7.84 J	13.4 J	274 J	210 J	17.9 J	9.75 J	< 0.105 UJ	3.76 J	0.388 J
PCB-014	34883-41-5	ng/g	< 0.0439 U	< 0.0432 U	< 0.0441 U	< 0.0443 U	< 0.0427 U	< 0.0441 U	< 0.0434 U	< 0.0444 U	< 0.0436 U	< 0.0436 U	< 0.0428 U	< 0.0432 U	< 0.0418 U	< 0.0413 U	< 0.0435 U	< 0.044 U
PCB-015	2050-68-2	ng/g	572 J	298 J	342 J	491 J	79.6 J	170 J	827 J	56.7 J	109 J	1960 J	605 J	142 J	80.9 J	5.68	34.3	3.42
PCB-016/032	PCB-16/32	ng/g	2080 J	1130 J	542 J	1570 J	463 J	161 J	930 J	209 J	65.2 J	2370 J	2360 J	156 J	276 J	16.1	27.7	5.59
PCB-017	37680-66-3	ng/g	955 J	626 J	222 J	571 J	231 J	73.5 J	787 J	141 J	33.4	1350 J	1100 J	76 J	182 J	10.5	15.8	2.6
PCB-018	37680-65-2	ng/g	911 J	756 J	223 J	595 J	430 J	46.2 J	669 J	242 J	18.2	2000 J	2570 J	112 J	341 J	18.8	14	3.06
PCB-019	38444-73-4	ng/g	426 J	244 J	97.4 J	378 J	103 J	77 J	232 J	43.6 J	36.5	715 J	716 J	42.9 J	42.4 J	3.09	7.7	1.35
PCB-020/021/033	PCB-20/21/33	ng/g	445 J	256 J	137 J	342 J	148 J	18	185 J	81 J	10.4	246 J	116 J	29.9	143 J	7.9	9.99	2.41
PCB-022	38444-85-8	ng/g	823 J	376 J	302 J	654 J	148 J	15.5	257 J	80.3 J	8.16	565 J	458 J	38.9 J	125 J	6.22	8.35	1.57
PCB-023/034	PCB-23/34	ng/g	20.3	15.8	4.05 J	14.2 J	6.92 J	2.07 J	13.3 J	3.59 J	1.76 J	32.6 J	37.6 J	2.51 J	5.34 J	0.472	< 0.0812 U	< 0.0822 U
PCB-024/027	PCB-24/27	ng/g	254 J	131 J	77.5 J	167 J	42.9 J	53.6 J	163 J	23.5 J	27.7 J	343 J	260 J	34 J	29.9 J	2.11 J	8.02 J	1.1 J
PCB-025	55712-37-3	ng/g	479 J	463 J	101 J	315 J	212 J	40.7 J	442 J	113 J	26	731 J	603 J	61.3 J	136 J	6.19	10.7	1.27
PCB-026	38444-81-4	ng/g	991 J	973 J	207 J	667 J	382 J	82.7 J	657 J	170 J	41.2 J	1160 J	1660 J	134 J	218 J	10.3	20	2.54
PCB-028	7012-37-5	ng/g	4940 J	2590 J	1550 J	3610 J	893 J	135 J	1030 J	311 J	65.2 J	1670 J	595 J	173 J	441 J	22.5	48 J	8.04
PCB-029	15862-07-4	ng/g	< 0.0575 U	< 0.0566 U	0.92	1.1	< 0.0559 U	< 0.0577 U	< 0.0568 U	< 0.0581 U	< 0.0571 U	< 0.0571 U	< 0.056 U	< 0.0566 U	< 0.0548 U	< 0.0541 U	< 0.057 U	< 0.0577 U
PCB-030	35693-92-6	ng/g	1.47	0.79	0.462	0.986	< 0.0557 U	< 0.0575 U	< 0.0566 U	< 0.0579 U	< 0.0569 U	1.33	< 0.0558 U	< 0.0564 U	< 0.0546 U	< 0.0539 U	< 0.0568 U	< 0.0575 U
PCB-031	16606-02-3	ng/g	1120 J	1200 J	430 J	1050 J	611 J	113 J	1210 J	284 J	70.3 J	2480 J	2690 J	214 J	439 J	22.1	39.8 J	4.87
PCB-035	37680-69-6	ng/g	31.1 J+	21.7 J+	18.3 J	31.3 J	13.9 J	8.21 J	17.2 J	13.1 J	5.88 J	30.2 J	27.6 J	< 0.0529 UJ	17.9 J	< 0.0506 U	< 0.0533 U	< 0.0539 U
PCB-036	38444-87-0	ng/g	< 0.0426 U	< 0.0419 U	< 0.0427 U	< 0.0429 U	< 0.0414 U	< 0.0427 U	< 0.042 U	< 0.043 U	< 0.0423 U	< 0.0422 U	< 0.0414 U	< 0.0419 U	< 0.0405 U	< 0.04 U	< 0.0421 U	< 0.0427 U
PCB-037	38444-90-5	ng/g	800 J	386 J	423 J	743 J	145 J	40.5 J	214 J	47.2 J	20 J	575 J	199 J	57.9 J	75 J	4.78	15.7	2.15
PCB-038	53555-66-1	ng/g	< 0.0638 U	< 0.0628 U	< 0.064 U	< 0.0643 U	< 0.0621 U	< 0.064 U	< 0.063 U	< 0.0645 U	< 0.0634 U	< 0.0633 U	< 0.0622 U	< 0.0628 U	< 0.0608 U	< 0.06 U	< 0.0632 U	< 0.064 U
PCB-039	38444-88-1	ng/g	7.85	5.63	1.76	6.56	2.71	1.95	8.78	< 0.0416 U	0.947	8.27	7.92	1.17	< 0.0392 U	< 0.0387 U	< 0.0408 U	< 0.0413 U
PCB-040	38444-93-8	ng/g	479 J	275 J	131 J	430 J	140 J	21.5	120 J	35.3	3.66	53.7 J	14.4	22.4	67.6 J	3.23 J	10.2 J	2.23 J
PCB-041/064	PCB-41/64	ng/g	1700 J	910 J	582 J	1490 J	444 J	76.4 J	412 J	98.4 J	30.4	247 J	62.1 J	92.3 J	186 J	9.24 J	32.5 J	5.15 J
PCB-042	36559-22-5	ng/g	1180 J	718 J	336 J	1110 J	325 J	66.7 J	322 J	80.3 J	25.2	567 J	253 J	87.4 J	139 J	6.44 J	31.4 J	4.27 J
PCB-043/049	PCB-43/49	ng/g	3510 J	2280 J	1040 J	3280 J	932 J	269 J	1080 J	239 J	202 J	2240 J	1840 J	317 J	373 J	18.4 J	111 J	16.9 J
PCB-044	41464-39-5	ng/g	3030 J	1900 J	847 J	2920 J	905 J	148 J	766 J	213 J	38.6	676 J	189 J	175 J	396 J	18.3 J	59.8 J	17.2 J
PCB-045	70362-45-7	ng/g	615 J	340 J	173 J	562 J	163 J	28.3	153 J	36.8	6.79	35.6	13.8	26.9	70.3 J	3.51 J	9.22 J	1.75 J
PCB-046	41464-47-5	ng/g	213 J	120 J	54.7 J	194 J	61.9 J	11.7	57.4 J	18.8	2.53	147 J	66.9 J	14.7	31.4	1.62 J	4.38 J	0.753 J
PCB-047/048/075	PCB-47/48/75	ng/g	2050 J	1160 J	748 J	1860 J	465 J	213 J	665 J	119 J	217 J	1210 J	797 J	199 J	201 J	11.2	96.3 J	10.6
PCB-050	62796-65-0	ng/g	12.2	8.93	3.1	11.6	3.44	2.41	7.19	1.15	1.92	12.4	9.16	2.01	1.92	< 0.053 U	0.592	< 0.0565 U
PCB-051	68194-04-7	ng/g	237 J	140 J	68.8 J	224 J	60.1 J	30.8	118 J	18.8	16.6	293 J	291 J	29.8	28.3	1.51	7.4	0.962
PCB-052/073	PCB-52/73	ng/g	3770 J	2430 J	1120 J	3600 J	1040 J	245 J	996 J	256 J	146 J	1840 J	1720 J	301 J	420 J	20.9 J	104 J	31.5 J
PCB-053	41464-41-9	ng/g	681 J	397 J	194 J	652 J	179 J	66.6 J	221 J	50.7 J	43.7 J	658 J	581 J	73.3 J	78 J	3.85	18.7	2.93
PCB-054	15968-05-5	ng/g	15.5	8.12	4.62	13.9	3.75	3.4	7.77	1.28	2.87	27.4	28	3.01	1.91	< 0.0445 U	0.774	< 0.0474 U
PCB-055	74338-24-2	ng/g	27.2 J	8.47 J	14.8	22.1	4.94	0.853	4.95	1.34	< 0.0779 U	3.76	0.917	0.955	3.3	< 0.0737 U	< 0.0777 U	< 0.0786 U

Table 12
Phase 2 Reach Floodplain Soil Analytical Results
Phase 2 Data Evaluation Summary Memorandum
Lower Neponset River
Boston and Milton, Massachusetts

Analyte	CAS Number	Units	24D-0078 24D-0078-BS 6/28/2024 N 1 - 2 ft	24D-0078 24D-0078-CS 6/28/2024 N 2 - 2.8 ft	24D-0079 24D-0079-AS 7/8/2024 N 0 - 1 ft	24D-0079 24D-0079-BS 7/8/2024 N 1 - 2 ft	24D-0079 24D-0079-CS 7/8/2024 N 2 - 3 ft	24D-0080 24D-0080-AS 7/8/2024 N 0 - 1 ft	24D-0080 24D-0080-BS 7/8/2024 N 1 - 2 ft	24D-0080 24D-0080-CS 7/8/2024 N 2 - 3 ft	24D-0081 24D-0081-AS 7/8/2024 N 0 - 1 ft	24D-0081 24D-0081-BS 7/8/2024 N 1 - 2 ft	24D-0081 24D-0081-CS 7/8/2024 N 2 - 3 ft	24D-0082 24D-0082-AS 7/9/2024 N 0 - 1 ft	24D-0082 24D-0082-BS 7/9/2024 N 1 - 2 ft	24D-0082 24D-0082-CS 7/9/2024 N 2 - 2.7 ft	24D-0083 24D-0083-AD 7/9/2024 FD 0 - 1 ft	24D-0083 24D-0083-BD 7/9/2024 FD 1 - 1.6 ft
PCB-056/060	PCB-56/60	ng/g	1330 J	437 J	660 J	1150 J	227 J	44.3 J	197 J	55.8 J	17.9	199 J	37.8	55.8 J	125 J	6.52 J	22.8 J	5.04 J
PCB-057	70424-67-8	ng/g	34.5	22.4	8.91 J	27.3 J	7.9 J	3.17 J	12.4 J	2.73 J	2.92 J	14 J	6.67 J	2.89 J	3 J	< 0.0393 U	1.4	< 0.0419 U
PCB-058	41464-49-7	ng/g	9.36	6.01	3.12 J	9.05 J	3.54 J	0.996 J	3.57 J	1.07 J	0.48 J	2.97 J	1.08 J	0.789 J	1.33 J	< 0.0496 U	< 0.0523 U	< 0.0529 U
PCB-059	74472-33-6	ng/g	242 J	129 J	75.5 J	211 J	57 J	14	55.2 J	12.3	3.92	< 0.0712 U	< 0.0698 U	12.1	21	1.31	4.64	0.703
PCB-061/074	PCB-61/74	ng/g	1290 J	586 J	529 J	1130 J	289 J	40.1 J	281 J	70 J	21.1	400 J	147 J	62.3 J	159 J	7.89 J	24.9 J	5.16 J
PCB-062	54230-22-7	ng/g	< 0.0477 U	< 0.0469 U	< 0.0478 U	< 0.048 U	< 0.0464 U	< 0.0478 U	< 0.0471 U	< 0.0482 U	< 0.0473 U	< 0.0473 U	< 0.0464 U	< 0.0469 U	< 0.0454 U	< 0.0448 U	< 0.0472 U	< 0.0478 U
PCB-063	74472-34-7	ng/g	155 J	86.3 J	51.4 J	129 J	33.2	9.3	45.1 J	9.76	9.44	63.8 J	42.3 J	10	15.3	0.86 J	4.85 J	0.688 J
PCB-065	33284-54-7	ng/g	1.09	< 0.0656 U	< 0.0668 U	1.87	< 0.0647 U	< 0.0668 U	< 0.0657 U	< 0.0673 U	< 0.0661 U	< 0.0661 U	< 0.0648 U	< 0.0655 U	< 0.0634 U	< 0.0626 U	< 0.066 U	< 0.0668 U
PCB-066/080	PCB-66/80	ng/g	2390 J	1080 J	1030 J	2300 J	573 J	125 J	404 J	110 J	60 J	837 J	307 J	138 J	242 J	12.6 J	64.5 J	11.7 J
PCB-067	73575-53-8	ng/g	92.3 J	41.7 J	37.5	82.3 J	22.4	3.66	20.5	5.82	1.6	16.9	4.92	4.8	9.63	0.612 J	1.51 J	0.263 J
PCB-068	73575-52-7	ng/g	< 0.0705 UJ	17.2 J	9.82	20.6	11.8	6.91	16.6	4.42	7.79	20.7	20.3	5.16	5.69	< 0.0663 U	3.14	< 0.0707 U
PCB-069	60233-24-1	ng/g	7.64 J	4.16 J	< 0.053 UJ	6.25 J	1.6 J	< 0.0529 UJ	3.43 J	< 0.0533 UJ	1.15 J	5.31 J	3.21 J	1.03 J	< 0.0503 UJ	< 0.0496 U	< 0.0523 U	< 0.0529 U
PCB-070	32598-11-1	ng/g	2320 J	968 J	1050 J	2350 J	569 J	114 J	376 J	94.5 J	43.8 J	690 J	143 J	122 J	230 J	12.8 J	59.7 J	20.5 J
PCB-071	41464-46-4	ng/g	968 J	557 J	273 J	903 J	282 J	69.3 J	284 J	71.2 J	31.6	594 J	384 J	79.4 J	120 J	5.8	24.3	3.63
PCB-072	41464-42-0	ng/g	33	24.3	15.9	30.2	9.46	6.7	14.7	2.87	7.94	23.2	22.2	5.77	3.66	< 0.0513 U	3.02	0.213
PCB-076	70362-48-0	ng/g	< 0.078 U	< 0.0768 U	< 0.0783 U	< 0.0786 U	< 0.0758 U	< 0.0782 U	< 0.077 U	< 0.0788 U	< 0.0775 U	< 0.0774 U	< 0.076 U	< 0.0768 U	< 0.0743 U	< 0.0734 U	< 0.0773 U	< 0.0782 U
PCB-077	32598-13-3	ng/g	253 J	131 J	127 J	242 J	58.5 J	18.8 J+	59.2 J	13.3 J+	9.69 J+	114 J	35.4 J+	21.2 J+	24.3 J+	1.4 J	9.59 J	1.39 J
PCB-078	70362-49-1	ng/g	< 0.0812 U	< 0.0799 U	< 0.0814 U	< 0.0818 U	< 0.0789 U	< 0.0814 U	< 0.0801 U	< 0.082 U	< 0.0806 U	< 0.0806 U	< 0.079 U	< 0.0799 U	< 0.0773 U	< 0.0763 U	< 0.0804 U	< 0.0814 U
PCB-079	41464-48-6	ng/g	< 0.0455 U	< 0.0448 U	< 0.0457 U	< 0.0458 U	< 0.0442 U	< 0.0456 U	< 0.0449 U	< 0.046 U	< 0.0452 U	< 0.0452 U	< 0.0443 U	< 0.0448 U	< 0.0433 U	< 0.0428 U	< 0.0451 U	< 0.0456 U
PCB-081	70362-50-4	ng/g	20 J+	11.1 J+	10.4 J+	22.3 J+	5.17 J+	2.08 J+	4.63 J+	1.27 J+	0.557 J+	3.71 J+	< 0.0702 U	1.22 J+	2.04 J+	< 0.0678 UJ	0.825 J	0.642 J
PCB-082	52663-62-4	ng/g	180 J	93.1 J	74.6 J	198 J	63.1 J	15.1 J	48.2 J	12.4 J	5.39 J	37.9 J	9.9 J	13.2 J	26.9 J	1.19 J	7.53 J	3.87 J
PCB-083/109	PCB-83/109	ng/g	77.6 J	47.5 J	31.2	81.7 J	25.5	9.35	25.2	5.67	5.53	22.7	7.16	6.81	9.59	0.49 J	4.17 J	2.06 J
PCB-084	52663-60-2	ng/g	352 J	212 J	124 J	386 J	129 J	34.6 J	105 J	27.9 J	13.3 J	68.1 J	21.1 J	25.9 J	51.8 J	2.55 J	14 J	9.54 J
PCB-085/120	PCB-85/120	ng/g	298 J	173 J	158 J	322 J	108 J	30.7	84.2 J	19.1	14.7	74.3 J	21.6	26.8	42.2 J	1.99 J	17.5 J	7.8 J
PCB-086/097	PCB-86/97	ng/g	379 J	203 J	163 J	436 J	129 J	35.6	94 J	23.5	14.8	93.5 J	25.1	28.1	48.8 J	2.37 J	17.1 J	11.7 J
PCB-087/115/116	PCB-87/115/116	ng/g	504 J	276 J	251 J	603 J	171 J	55.5 J	144 J	31.7	< 0.317 U	129 J	46.8 J	42.5 J	65.3 J	2.96 J	23.7 J	20.6 J
PCB-088/121	PCB-88/121	ng/g	6.19	2.91	3.23 J	7.3 J	2.09 J	< 0.158 UJ	< 0.155 UJ	< 0.159 UJ	0.379 J	1.59 J	< 0.153 UJ	0.706 J	0.759 J	< 0.148 U	< 0.156 U	< 0.158 U
PCB-089/090/101	PCB-89/90/101	ng/g	924 J	528 J	440 J	1060 J	301 J	114 J	262 J	60.8 J	59.2 J	259 J	87.4 J	76.1 J	108 J	5.48 J	50.6 J	40.9 J
PCB-091	68194-05-8	ng/g	272 J	170 J	121 J	296 J	92.3 J	35.9	94.7 J	20.1	26.2	104 J	43.4 J	27.7	34.4	1.53 J	15.8 J	5.72 J
PCB-092	52663-61-3	ng/g	187 J	120 J	95.8 J	199 J	58.1 J	32.3	69.2 J	14.1	25.3	85.9 J	42.9 J	22	21.4	1.09 J	13.4 J	6.47 J
PCB-093/095	PCB-93/95	ng/g	850 J	528 J	361 J	932 J	302 J	101 J	273 J	62.5 J	46.5 J	132 J	41.8 J	69.1 J	110 J	5 J	39.1 J	29.4 J
PCB-094	73575-55-0	ng/g	16	10.1	6.93 J	17.3 J	5.33 J	3.7 J	7.06 J	1.41 J	3.68 J	10.8 J	4.55 J	2.47 J	1.98 J	< 0.0441 UJ	1.49 J	0.317 J
PCB-096	73575-54-9	ng/g	24.7	16.8	9.14	27.8	10.2	2.07	7.74	2.2	1.26	5.09	2.09	1.91	4.14	< 0.0567 UJ	0.974 J	0.303 J
PCB-098/102	PCB-98/102	ng/g	92.4 J	58.4 J	34.6	99.2 J	31.8	11	35.7	6.71	6.35	33	11.6	8.46	12.1	0.722 J	4.33 J	1.29 J
PCB-099	38380-01-7	ng/g	591 J	349 J	297 J	671 J	191 J	67.1 J	166 J	36.5	39.1	210 J	66.2 J	51.7 J	68.5 J	3.6 J	34.5 J	17.5 J
PCB-100	39485-83-1	ng/g	8.12	5.1	5.38	8.29	2.58	3.15	4.19	0.849	4.28	9.89	9.89	2.23	1.01	< 0.0541 UJ	1.12 J	0.277 J
PCB-103	60145-21-3	ng/g	13.4	8.88	6.53	14.1	4.24	3.03	5.98	1.05	3.41	11.9	9.56	2.3	1.64	< 0.0546 UJ	1.2 J	0.261 J
PCB-104	56558-16-8	ng/g	0.386	0.257	< 0.0447 U	0.295	< 0.0433 U	< 0.0446 U	< 0.0439 U	< 0.045 U	0.288	0.715	1	0.304	< 0.0424 U	< 0.0419 U	< 0.0441 U	< 0.0446 U
PCB-105/127	PCB-105/127	ng/g	427 J	179 J	226 J	416 J	112 J	35.7	99.3 J	24.5	17.8	129 J	27.4	31.3	54.8 J	2.44 J	17.8 J	16.4 J
PCB-106/118	PCB-106/118	ng/g	862 J	480 J	431 J	918 J	257 J	98.4 J	232 J	51.2 J	51.2 J	305 J	88.3 J	72 J	100 J	5.28 J	44.4 J	39.2 J
PCB-107/108	PCB-107/108	ng/g	77.5 J	44.8 J	37.5	78.1 J	23.1	9.14	22.1	5.34	5.75	28.4	9.16	6.7	8.58	0.514 J	4.46 J	2.49 J
PCB-110	38380-03-9	ng/g	1240 J	770 J	586 J	1290 J	419 J	166 J	399 J	94.2 J	90.6 J	343 J	101 J	119 J	158 J	7.86 J	72 J	46.6 J
PCB-111/117	PCB-111/117	ng/g	< 0.284 U	< 0.279 U	< 0.285 U	< 0.286 U	< 0.276 U	< 0.284 U	< 0.28 U	< 0.287 U	< 0.282 U	< 0.282 U	< 0.276 U	< 0.279 U	< 0.27 U	< 0.267 U	< 0.281 U	< 0.284 U
PCB-112	74472-36-9	ng/g	5.92	3.66	2.38	5.6	1.76	1.01	1.83	0.371	0.978	2.38	< 0.0558 U	0.716	0.872	< 0.0539 U	0.519	< 0.0575 U
PCB-113	68194-10-5	ng/g	5.78	4.29	3.16	5.39	2.27	< 0.0476 U	2.93	< 0.048 U	1.01	1.74	< 0.0462 U	0.479	< 0.0452 U	< 0.0446 U	< 0.047 U	< 0.0476 U
PCB-114	74472-37-0	ng/g	33.1	13.8	16.5	30.9	7.09	1.81	7.52	1.53	1.31	10.2	2.33	2.02	3.05	< 0.0695 UJ	1.27 J	1.1 J
PCB-119	56558-17-9	ng/g	37.4	25.1	20.8	37.6	11.1	7.33	15.5	3.22	6.66	24.1	15.4	5.47	4.22	0.28 J	3.24 J	0.81 J
PCB-122	76842-07-4	ng/g	16.2	6.83	8.95	17.9	4.76	1.4	3.21	1.17	0.967	5.43	< 0.0794 U	1.67	1.39	< 0.0767 UJ	1.34 J	0.465 J
PCB-123	65510-44-3	ng/g	27.6 J+	13.7 J+	16.5 J+	31 J+	8.18 J+	3.37 J+	7.81 J+	1.34 J+	2.08 J+	12.1 J+	2.88 J+	2.55 J+	3.34 J+	< 0.0595 UJ	2 J	1.24 J
PCB-124	70424-70-3	ng/g	31.3	14.6	18.9	35.9	8.72	3.84	7.88	1.59	1.72	13.4	3.31	3.13	3.36	< 0.0333 UJ	1.9 J	1.66 J
PCB-125	74472-39-2	ng/g	5.47	4.21	2.98 J	6.63 J	1.5 J	0.61 J	< 0.0428 UJ	< 0.0438 UJ	0.477 J	3.69 J	1.67 J	0.767 J	< 0.0413 UJ	< 0.0408 U	0.435	< 0.0435 U
PCB-126	57465-28-8	ng/g	6.83 J+	2.97 J+	4.09 J+	6.87 J+	< 0.0494 U	< 0.051 U	< 0.0502 U	< 0.0513 U	< 0.0505 U	2.66 J+	< 0.0495 U	< 0.05 U	< 0.0484 U	< 0.0478 U	< 0.0503 U	< 0.051 U
PCB-128	38380-07-3	ng/g	73.2 J	38.2	56.7 J	82.3 J	23 J	20.3 J	32.4 J	6.58 J	11.1 J	40.4 J	13.1 J	12 J	10.7 J	0.549 J	7.71 J	8.3 J
PCB-129	55215-18-4	ng/g	19.8	10.1	13.3 J	22.3 J	5.65 J	4.59 J	6.18 J	1.31 J	2.24 J	9.68 J	2.23 J	2.49 J	2.15 J	< 0.0911 UJ	1.6 J	2.17 J
PCB-130	52663-66-8	ng/g	25.7	14.9	18.8 J	27.3 J	8.23 J	7.07 J	11.3 J	2.28 J	3.97 J	13.2 J	5.1 J	4.06 J	3.01 J	< 0.09 UJ	2.72 J	2.27 J
PCB-131/142	PCB-131/142	ng/g	6.4	3.07	3.71 J	6.31 J	1.79 J	1.65 J	2.36 J	0.555 J	0.611 J	2.29 J	0.859 J	0.738 J	1.12 J	< 0.0202 UJ	0.51 J	0.608 J
PCB-132/168	PCB-132/168	ng/g	128 J	72.8 J	89.4 J	141 J	42.2 J	33	56.1 J	11	16.7	60 J	17.8	18	16	0.809 J	11.1 J	12.3 J
PCB-133	35694-04-3	ng/g	5.35	3.43	4.57	5.54	1.63	1.95	2.96	0.625	1.97	3.61	1.86	1.5	0.946	< 0.0965 UJ	0.946 J	0.479 J
PCB-134	52704-70-8	ng/g	19.6	11.6	13.3	21.4	6.25	5.36	8.71	1.65	3.41	8.92	2.95	2.89	2.28	< 0.128 UJ	1.81 J	1.85 J
PCB-135/144	PCB-135/144	ng/g	53.3 J	32.7	36.6	59.2 J	17	14.4	24.5	4.77	8.74	25	7.76	7.98	6.76	0.32 J	5.12 J	4.54 J
PCB-136	38411-22-2	ng/g	42.3 J	25.5	27.1	47.9 J	14.6	10.8	19	3.92	5.97	17.6	5.53	5.72	5.69	0.277 J	3.44 J	3.7 J
PCB-137	35694-06-5	ng/g	25.1	13.8	19.3	28.5	7.92	6.12	10.2	1.86	3.83	13.5	4.83	3.94	2.89	< 0.122 UJ	2.53 J	3.11 J
PCB-138/163/164	PCB-138/163/164	ng/g	361 J	200 J	276 J	413 J	111 J	110 J	156 J	29	60.8 J	196 J	63.5 J	55.2 J	43.6 J	2.35 J	39.1 J	40 J
PCB-139/149	PCB-139/149	ng/g	238 J	144 J	168 J	264 J	76.3 J	63.3 J	105 J	20	36.8	114 J	37.6	34.2	28.9	1.62 J	23 J	21.1 J
PCB-140	59291-64-4	ng/g	2.4	1.4	1.87 J	2.48 J	0.88 J	0.621 J	1.2 J	0.304 J	0.547 J	1.34 J	0.556 J	0.398 J	< 0.06 UJ	< 0.0593 UJ	0.391 J	0.238 J
PCB-141	52712-04-6	ng/g	59.6 J	32.8	42.1 J	69 J	17.8	14.1	21.3	4.12	7.37	26.9	8.18	7.87	6.66	0.381 J	5.64 J	6.29 J
PCB-143	68194-15-0	ng/g	2.25	1.07	1.51 J	2.27 J	0.613 J	< 0.0636 UJ	0.839 J	< 0.0641 UJ	< 0.063 UJ	1.2 J	0.648 J	< 0.0624 UJ	< 0.0604 UJ	< 0.0597 U	< 0.0628 U	< 0.0636 U
PCB-145	74472-40-5	ng/g	0.449	0.287	0.322	0.552	< 0.077 U	< 0.0794 U	< 0.0782 U	< 0.08 U	< 0.0786 U	0.231	< 0.0771 U	< 0.078 U	< 0.0754 U	< 0.0745 U	< 0.0784 U	< 0.0794 U
PCB-146	51908-16-8	ng/g	38.5	24.5	29.7	42.3 J	12.4	11.7	17.8	3.3	8.09	21.9	8.45	6.37	4.74	0.268 J	4.55 J	3.36 J
PCB-147	68194-13-8	ng/g	9.14	5.68	8.81 J	10.1 J	2.59 J	4.19 J	5.25 J	0.83 J	4.69 J	9.21 J	6.22 J	2.57 J	1.21 J	< 0.0721 UJ	1.6 J	0.819 J
PCB-148	74472-41-6	ng/g	0.482	0.352	0.642	0.559	< 0.0665 U	0.436	0.382	< 0.0691 U	0.454	0.657	0.556	0.257	< 0.0651 U	< 0.0643 U	0.214	< 0.0685 U
PCB-150	68194-08-1	ng/g	0.586	0.347	0.523	0.537	0.279	0.3	0.439	< 0.0792 U	0.382	0.593	0.347	0.157 J	< 0.0747 U	< 0.0737 U	0.164 J	< 0.0786 U
PCB-151	52663-63-5	ng/g	55.5 J	35.9	39.4	61.7 J	18.6	16	26	4.87	10.7	27.6	10.4	8.79	7.25	0.452 J	5.69 J	4.15 J
PCB-152	68194-09-2	ng/g	0.838	0.634	0.744	0.986	0.401	0.336	0.638	< 0.0876 U	0.406	0.825	0.416	0.248	< 0.0825 U	< 0.0815 U	0.189 J	< 0.0869 U

Table 12
Phase 2 Reach Floodplain Soil Analytical Results
Phase 2 Data Evaluation Summary Memorandum
Lower Neponset River
Boston and Milton, Massachusetts

Analyte	CAS Number	Units	24D-0078 24D-0078-BS 6/28/2024 N 1 - 2 ft	24D-0078 24D-0078-CS 6/28/2024 N 2 - 2.8 ft	24D-0079 24D-0079-AS 7/8/2024 N 0 - 1 ft	24D-0079 24D-0079-BS 7/8/2024 N 1 - 2 ft	24D-0079 24D-0079-CS 7/8/2024 N 2 - 3 ft	24D-0080 24D-0080-AS 7/8/2024 N 0 - 1 ft	24D-0080 24D-0080-BS 7/8/2024 N 1 - 2 ft	24D-0080 24D-0080-CS 7/8/2024 N 2 - 3 ft	24D-0081 24D-0081-AS 7/8/2024 N 0 - 1 ft	24D-0081 24D-0081-BS 7/8/2024 N 1 - 2 ft	24D-0081 24D-0081-CS 7/8/2024 N 2 - 3 ft	24D-0082 24D-0082-AS 7/9/2024 N 0 - 1 ft	24D-0082 24D-0082-BS 7/9/2024 N 1 - 2 ft	24D-0082 24D-0082-CS 7/9/2024 N 2 - 2.7 ft	24D-0083 24D-0083-AD 7/9/2024 FD 0 - 1 ft	24D-0083 24D-0083-BD 7/9/2024 FD 1 - 1.6 ft
PCB-153	35065-27-1	ng/g	226 J	137 J	177 J	260 J	71.6 J	64.9 J	98.7 J	18.6	37.6	127 J	44 J	35	27.5	1.52 J	24.7 J	23.6 J
PCB-154	60145-22-4	ng/g	4.51	2.99	4.34	4.77	1.36	1.99	2.9	0.585	2.29	4	2.11	1.18	0.548	< 0.0471 UJ	0.776 J	0.396 J
PCB-155	33979-03-2	ng/g	< 0.0422 U	< 0.0415 U	< 0.0423 U	< 0.0425 U	< 0.041 U	< 0.0423 U	< 0.0416 U	< 0.0426 U	< 0.0419 U	< 0.0418 U	< 0.0411 U	0.132 J	< 0.0401 U	< 0.0396 U	< 0.0418 U	< 0.0423 U
PCB-156	38380-08-4	ng/g	42.3 J	22.1	28.6	45 J	11.3	9.1	15.8	3.3	5.5	21.8	7.15	5.47	4.65	0.355 J	3.56 J	5.06 J
PCB-157	69782-90-7	ng/g	10.9 J+	5.63 J+	8.76 J+	12.4 J+	3.3 J+	3.67 J+	5.04 J+	1.25 J+	1.78 J+	6.49 J+	2.29 J+	1.9 J+	0.677 J+	< 0.055 UJ	1.61 J	1.29 J
PCB-158/160	PCB-158/160	ng/g	39.1	21.4	28.8	43.6 J	11.4	10.3	15.3	2.83	5	20.3	5.76	5.51	4.01	0.214 J	3.43 J	4.53 J
PCB-159	39635-35-3	ng/g	2.03	1	1.51 J	1.84 J	< 0.0676 UJ	< 0.0697 UJ	< 0.0686 UJ	< 0.0702 UJ	< 0.0691 UJ	< 0.069 UJ	< 0.0677 UJ	< 0.0684 UJ	< 0.0662 UJ	< 0.0654 U	< 0.0689 U	< 0.0697 U
PCB-161	74472-43-8	ng/g	< 0.0656 U	< 0.0646 U	< 0.0658 U	< 0.0661 U	< 0.0638 U	< 0.0658 U	< 0.0647 U	< 0.0663 U	< 0.0651 U	< 0.0651 U	< 0.0639 U	< 0.0646 U	< 0.0625 U	< 0.0617 U	< 0.065 U	< 0.0658 U
PCB-162	39635-34-2	ng/g	2.01 J	1.09 J	1.71	2.09	< 0.0653 U	< 0.0674 U	< 0.0663 U	< 0.0679 U	< 0.0667 U	< 0.0667 U	< 0.0654 U	< 0.0661 U	< 0.064 U	< 0.0632 UJ	< 0.0665 UJ	0.305 J
PCB-165	74472-46-1	ng/g	< 0.094 U	< 0.0925 U	< 0.0943 U	< 0.0947 U	< 0.0914 U	< 0.0942 U	< 0.0927 U	< 0.0949 U	< 0.0933 U	< 0.0933 U	< 0.0915 U	< 0.0925 U	< 0.0895 U	< 0.0884 U	< 0.0931 U	< 0.0942 U
PCB-166	41411-63-6	ng/g	2.54 J	0.87 J	1.39	2.27	< 0.0818 U	< 0.0844 U	< 0.083 U	< 0.085 U	< 0.0835 U	1.06	< 0.0819 U	< 0.0828 U	< 0.0801 U	< 0.0791 UJ	< 0.0833 UJ	0.312 J
PCB-167	52663-72-6	ng/g	16	8.84	12.5	17.6	4.64	4.72	6.74	1.19	2.59	10.1	3.46	2.2	1.45	< 0.0541 UJ	1.44 J	1.8 J
PCB-169	32774-16-6	ng/g	< 0.0508 UJ	< 0.05 U	< 0.051 U	< 0.0512 U	< 0.0494 U	< 0.051 U	< 0.0502 U	< 0.0513 U	< 0.0505 U	< 0.0504 U	< 0.0495 U	< 0.05 U	< 0.0484 U	< 0.0478 U	< 0.0503 U	< 0.051 U
PCB-170/190	PCB-170/190	ng/g	64.4 J	38.3	45.7 J	73.7 J	21.7	18.8	26.6	5.28	12.4	40.9 J	18	10.5	9.12	0.553 J	6.9 J	4.33 J
PCB-171	52663-71-5	ng/g	15.7	9.56	11.5	17.8	5.53	4.79	7.66	1.4	3.28	10.4	4.52	2.79	2.34	0.2 J	1.83 J	1.32 J
PCB-172/192	PCB-172/192	ng/g	7.98	5.02	5.59	9.48	2.77	2.59	3.67	0.726	1.76	5.45	2.6	1.53	1.17	< 0.137 UJ	0.892 J	0.542 J
PCB-173	68194-16-1	ng/g	1.43	1.1	1.15 J	1.55 J	< 0.0864 UJ	< 0.0891 UJ	< 0.0877 UJ	< 0.0897 UJ	< 0.0882 UJ	0.995 J	< 0.0865 UJ	< 0.0875 UJ	< 0.0846 UJ	< 0.0835 U	< 0.088 U	< 0.0891 U
PCB-174	38411-25-5	ng/g	55.1 J	33.6	39.3	63.4 J	19.1	15.2	24	4.45	10.1	33.4	13.8	8.88	8.07	0.483 J	5.81 J	3.47 J
PCB-175	40186-70-7	ng/g	2.06	1.32	1.41 J	2.35 J	0.752 J	0.667 J	1.02 J	0.243 J	0.429 J	1.44 J	0.572 J	0.364 J	0.323 J	< 0.0597 U	0.232	0.176 J
PCB-176	52663-65-7	ng/g	6.3	3.95	4.18	6.9	2.27	1.58	2.97	0.504	1.14	3.66	1.54	0.943	0.831	< 0.0643 UJ	0.646 J	0.498 J
PCB-177	52663-70-4	ng/g	31.4	19.8	23.2	35.6	11.3	9.29	14.4	2.91	7.18	20.1	9.09	5.64	4.84	0.324 J	3.79 J	1.96 J
PCB-178	52663-67-9	ng/g	10.8	6.81	8.16	11.9	3.61	3.33	5.35	1.02	3.14	7.14	3.33	2.03	1.62	< 0.0785 UJ	1.37 J	0.662 J
PCB-179	52663-64-6	ng/g	19.8	12.3	13.9	21.6	7.1	5.36	9.06	1.79	4.26	11.4	5.17	3.44	2.9	0.177 J	2.28 J	1.29 J
PCB-180	35065-29-3	ng/g	114 J	71.3 J	79 J	130 J	38.8 J	31.2	49.8 J	9.31	21.6	71.3 J	31	18.9	16.4	0.933 J	12.4 J	6.99 J
PCB-181	74472-47-2	ng/g	< 0.0934 U	< 0.0919 U	< 0.0937 U	< 0.0941 U	< 0.0908 U	< 0.0936 U	< 0.0922 U	< 0.0943 U	< 0.0927 U	< 0.0927 U	< 0.0909 U	< 0.0919 U	< 0.0889 U	< 0.0878 U	< 0.0925 U	< 0.0936 U
PCB-182/187	PCB-182/187	ng/g	59.4 J	38.2	43 J	65.9 J	20	18	28.1	5.29	13.9	37.9	17.7	10.6	8.84	0.495 J	7.19 J	3.68 J
PCB-183	52663-69-1	ng/g	25.8	16.7	18.2	29.9	8.94	7.65	12.4	2.4	4.92	16.9	7.28	4.41	4.04	0.189 J	2.75 J	2.04 J
PCB-184	74472-48-3	ng/g	< 0.0491 U	< 0.0483 U	< 0.0492 U	< 0.0494 U	< 0.0477 U	< 0.0492 U	< 0.0484 U	< 0.0496 U	< 0.0487 U	< 0.0487 U	< 0.0478 U	< 0.0483 U	< 0.0467 U	< 0.0461 U	< 0.0486 U	< 0.0492 U
PCB-185	52712-05-7	ng/g	6.59	4.35	4.53	7.76	2.12	1.67	2.64	0.67	1.2	3.87	1.75	1.06	1.04	< 0.0676 UJ	0.828 J	0.444 J
PCB-186	74472-49-4	ng/g	< 0.0737 U	< 0.0725 U	< 0.0739 U	< 0.0742 U	< 0.0716 U	< 0.0739 U	< 0.0727 U	< 0.0744 U	< 0.0732 U	< 0.0731 U	< 0.0718 U	< 0.0725 U	< 0.0702 U	< 0.0693 U	< 0.073 U	< 0.0739 U
PCB-188	74487-85-7	ng/g	< 0.0536 UJ	< 0.0528 UJ	< 0.0538 U	< 0.054 U	< 0.0521 U	< 0.0537 U	< 0.0529 U	< 0.0541 U	< 0.0532 U	< 0.0532 U	< 0.0522 U	0.22	< 0.051 U	< 0.0504 U	< 0.0531 U	< 0.0537 U
PCB-189	39635-31-9	ng/g	3.08 J+	1.95 J+	2.02 J+	3.1 J+	1.21 J+	0.874 J+	2.15 J+	< 0.0557 U	0.592 J+	2.01 J+	0.849 J+	0.757 J+	0.892 J+	< 0.0519 UJ	0.343 J	0.212 J
PCB-191	74472-50-7	ng/g	2.1 J	1.5 J	1.7 J	2.26 J	0.722 J	0.853 J	1.06 J	0.251 J	0.511 J	1.26 J	0.764 J	0.351 J	0.465 J	< 0.128 UJ	0.335 J	0.207 J
PCB-193	69782-91-8	ng/g	5.1	3.56	3.78	5.8	1.8	1.66	2.49	0.451	1.37	3.04	1.56	1.03	0.795	< 0.173 UJ	0.666 J	0.322 J
PCB-194	35694-08-7	ng/g	37.9	23.1	25.2	41.2 J	13.9	11.7	17.3	3.2	8.24	24	14.1	6.91	6	< 0.148 UJ	4.99 J	3.32 J
PCB-195	52663-78-2	ng/g	11.9	7.89	8.94	14.8	5.2	4.16	5.12	1.61	3	8.69	5.04	2.34	1.97	< 0.141 UJ	1.26 J	0.72 J
PCB-196/203	PCB-196/203	ng/g	38.2	23.1	26.8	41.7 J	12.9	11.1	16.1	3.19	8.47	25.8	13.4	6.68	5.3	< 0.124 UJ	4.53 J	2.83 J
PCB-197	33091-17-7	ng/g	1.09	0.792	1.05	1.19	0.369	0.5	0.572	< 0.0593 U	0.269	0.821	0.537	0.322	< 0.0559 U	< 0.0552 U	< 0.0581 U	< 0.0589 U
PCB-198	68194-17-2	ng/g	1.8	1.28	1.28	1.91	0.815	1.56	1.01	< 0.101 U	0.513	1.37	< 0.0971 U	< 0.0981 U	< 0.0949 U	< 0.0937 U	< 0.0987 U	< 0.0999 U
PCB-199	52663-75-9	ng/g	32.5	19.6	22.9	35.3	10.5	9.72	14.3	3.31	7.51	21.9	11.1	5.64	5.07	< 0.0861 UJ	3.95 J	2.18 J
PCB-200	52663-73-7	ng/g	3.81	2.53	2.79 J	4.44 J	1.83 J	1.26 J	1.91 J	0.398 J	0.918 J	2.79 J	1.54 J	0.877 J	0.82 J	< 0.08 UJ	0.566 J	0.39 J
PCB-201	40186-71-8	ng/g	3.53	2.19	2.32 J	3.8 J	1.24 J	1.13 J	1.68 J	0.335 J	0.861 J	2.66 J	1.48 J	0.582 J	0.439 J	< 0.048 UJ	0.469 J	0.292 J
PCB-202	2136-99-4	ng/g	5.73	3.28	4.1	6.07	1.88	1.72	2.54	0.543	1.4	4.01	1.87	1.08	0.859	< 0.06 UJ	0.68 J	0.404 J
PCB-204	74472-52-9	ng/g	< 0.0987 U	< 0.0972 U	< 0.099 U	< 0.0994 U	< 0.096 U	< 0.099 U	< 0.0974 U	< 0.0997 U	< 0.098 U	< 0.098 U	< 0.0961 U	< 0.0971 U	< 0.094 U	< 0.0928 U	< 0.0978 U	< 0.099 U
PCB-205	74472-53-0	ng/g	1.8	1.14	1.31 J	1.88 J	< 0.0531 UJ	< 0.0547 UJ	1.01 J	< 0.0551 UJ	0.429 J	0.892 J	0.61 J	< 0.0537 UJ	< 0.052 UJ	< 0.0513 U	< 0.0541 U	< 0.0547 U
PCB-206	40186-72-9	ng/g	17.7	9.96	13.5	19.3	6.02	6.83	7.1	2.78	4.51	13	6.52	3.52	3.32	< 0.0493 UJ	2.37 J	1.31 J
PCB-207	52663-79-3	ng/g	1.92	1.24	1.64 J	2.08 J	0.822 J	0.767 J	0.954 J	< 0.0698 UJ	0.413 J	1.55 J	0.744 J	0.434 J	< 0.0658 UJ	< 0.065 U	0.263	0.19 J
PCB-208	52663-77-1	ng/g	5.14	3.01	4.64	5.29	1.95	2.01	2.28	1.1	1.36	3.83	1.93	1.17	1.2	< 0.065 UJ	0.73 J	0.321 J
PCB-209	2051-24-3	ng/g	6.9 J	4.41 J	8.35 J	9.18 J	4.64 J	3.85 J	3.45 J	3.02 J	2.83 J	6.71 J	3.03 J	2.05 J	2.79 J	0.234	1.7	< 0.0456 U
Total Decachlorobiphenyls	RA_Total_DECPCB	ng/g	6.9	4.41	8.35	9.18	4.64	3.85	3.45	3.02	2.83	6.71	3.03	2.05	2.79	0.234	1.7	< 0.0456 U
Total Dichlorobiphenyls	RA_Total_DIPCB	ng/g	781.92	581.24	540.76	646.17	400.34	378.69	1526.29	377.68	334.88	3603.5	5435.9	277.18	461.65	31.482	75.088	9.61
Total Heptachlorobiphenyls	RA_Total_HEPPCB	ng/g	431.04	269.32	306.32	489	147.724	123.514	193.37	36.695	87.782	271.165	119.525	73.445	63.686	3.354	48.262	28.143
Total Hexachlorobiphenyls	RA_Total_HEXPCB	ng/g	1512.88	873.99	1117.01	1698.8	472.733	420.903	653.038	124.729	243.54	785.406	263.662	226.77	182.741	9.115	153.54	152.577
Total Monochlorobiphenyls	RA_Total_MONPCB	ng/g	9.842	7.605	46.135	6.71	6.55	63.847	41.28	15.94	91.25	386.2	744	26.11	18.74	1.03	10.1	0.609
Total Nonachlorobiphenyls	RA_Total_NONPCB	ng/g	24.76	14.21	19.78	26.67	8.792	9.607	10.334	3.88	6.283	18.38	9.194	5.124	4.52	< 0.0650 U	3.363	1.821
Total Octachlorobiphenyls	RA_Total_OCTPCB	ng/g	138.26	84.902	96.69	152.29	48.634	42.85	61.542	12.586	31.61	92.933	49.677	24.431	20.458	< 0.148 U	16.445	10.136
Total Pentachlorobiphenyls	RA_Total_PENPCB	ng/g	7551.9	4365.01	3557.17	8238.87	2482.72	882.71	2225.25	510.95	450.219	2170.49	703.5	654.092	946.131	45.346	395.878	267.973
Total Tetrachlorobiphenyls	RA_Total_TETPCB	ng/g	26665.8	14796.7	9198.57	24984.5	6877.7	1641.98	6707.64	1624.91	957.157	10995.4	7021.16	1867.23	2959.68	147.992	711.441	144.174
Total Trichlorobiphenyls	RA_Total_TRICPB	ng/g	14284.7	9174.92	4337.39	10716.1	3832.43	868.93	6815.28	1762.29	430.847	14277.4	13400.1	1133.58	2471.54	131.062	225.76	36.55
Total PCB Congeners	RA_Tot_PCB_Cong	ng/g	51408	30172.3	19228.2	46968.3	14282.3	4436.88	18237.5	4472.68	2636.4	32607.6	27749.8	4290.02	7131.94	369.615	1641.58	651.593
Total PCB TEQ (Bird)	RA-TEQ-B-PCB	ng/g	15.3934168	7.9840979	7.8316062	15.077127	3.4580793	1.15410164	3.438253	0.7955953	0.54340362	6.3570411	1.77487189	1.18684407	1.42637452	0.0703323	0.56490583	0.13650952
Total PCB TEQ (Fish)	RA-TEQ-F-PCB	ng/g	0.0765599	0.0371251	0.0420594	0.07707	0.0104586	0.00370822	0.0101168	0.00238655	0.00166176	0.0290385	0.004213295	0.003320985	0.004294295	0.000180375	0.001733615	0.00079151
Total PCB TEQ (Mammal)	RA-TEQ-M-PCB	ng/g	0.7569594	0.3351806	0.4470764	0.76211	0.0195426	0.00723332	0.0185998	0.0042403	0.00362166	0.293414	0.00757977	0.00603191	0.00810777	0.00038225	0.00337919	0.00232066
TAL Metals and Mercury																		
Aluminum	7429-90-5	mg/kg	15000	7200	9600	10000	5500	8800	6000	8500	7700	14000	4900	5500 J-	5500 J-	4300 J-	6400 J-	5900 J-
Calcium	7440-70-2	mg/kg	2300	1000	2100	1400	890	3100	1800	1400	3400	3000	1300	3100	1300	1200	3900	730
Iron	7439-89-6	mg/kg	24000	13000	26000	14000	19000	16000	11000	44000	28000	9300	7500	12000	8700	7100	12000	15000
Magnesium	7439-95-4	mg/kg	3000	1600	2100	1800	710	2400	1600	1000	2800	1800	1100	1900 J-	1200 J-	1600 J-	2100 J-	1700 J-
Potassium	7440-09-7	mg/kg	120 J	< 540 U	< 760 UJ	100 J-	< 520 UJ	< 1100 UJ	< 760 UJ	< 520 UJ	< 1100 UJ	< 790 UJ	< 540 UJ	< 750 UJ	66 J-	60 J-	< 800 UJ	130 J-
Sodium	7440-23-5	mg/kg	370 J-	170 J-	310 J	170 J	170 J	1200	620 J	570	710 J	680 J	450 J	470 J	230 J	110 J	720 J	190 J
Antimony	7440-36-0	mg/kg	2.1	1.0	1.9 J	2.1 J	< 1.2 UJ	< 2.3 UJ	< 1.7 UJ	< 1.2 UJ	3.0 J	2.2 J	< 1.3 UJ	< 2.0 U	< 1.0 U	< 1.1 U	< 2.4 U	< 0.94 U
Arsenic	7440-38-2	mg/kg	10	5.3	10 J	7.8 J	6.1 J	5.0 J	7.7 J	5.8 J	11 J	5.6 J	4.1 J	4.9	5.2	1.1	4.7	1.7
Barium	7440-39-3	mg/kg	73	56	81 J+	110 J+	45 J+	90 J+	73 J+	66 J+	100 J+	78 J+	43 J+	92	71	18	74	37
Beryllium	7440-41-7	mg/kg	< 0.76 U	< 0.52 U	< 0.85 UJ	< 0.93 UJ	< 0.62 UJ	< 1.2 UJ	< 0.82 UJ	0.66 J	< 1.1 UJ	< 1.0 UJ	< 0.67 UJ	< 0.98 U	< 0.52 U	< 0.56 U	< 1.2 U	< 0.47 U

Table 12
Phase 2 Reach Floodplain Soil Analytical Results
Phase 2 Data Evaluation Summary Memorandum
Lower Neponset River
Boston and Milton, Massachusetts

Analyte	CAS Number	Units	24D-0078 24D-0078-BS 6/28/2024 N 1 - 2 ft	24D-0078 24D-0078-CS 6/28/2024 N 2 - 2.8 ft	24D-0079 24D-0079-AS 7/8/2024 N 0 - 1 ft	24D-0079 24D-0079-BS 7/8/2024 N 1 - 2 ft	24D-0079 24D-0079-CS 7/8/2024 N 2 - 3 ft	24D-0080 24D-0080-AS 7/8/2024 N 0 - 1 ft	24D-0080 24D-0080-BS 7/8/2024 N 1 - 2 ft	24D-0080 24D-0080-CS 7/8/2024 N 2 - 3 ft	24D-0081 24D-0081-AS 7/8/2024 N 0 - 1 ft	24D-0081 24D-0081-BS 7/8/2024 N 1 - 2 ft	24D-0081 24D-0081-CS 7/8/2024 N 2 - 3 ft	24D-0082 24D-0082-AS 7/9/2024 N 0 - 1 ft	24D-0082 24D-0082-BS 7/9/2024 N 1 - 2 ft	24D-0082 24D-0082-CS 7/9/2024 N 2 - 2.7 ft	24D-0083 24D-0083-AD 7/9/2024 FD 0 - 1 ft	24D-0083 24D-0083-BD 7/9/2024 FD 1 - 1.6 ft
Cadmium	7440-43-9	mg/kg	0.85	0.52	1.2 J-	1.9 J-	0.50 J-	1.2 J-	3.1 J-	0.33 J-	2.9 J-	2.6 J-	1.2 J-	0.92 J	1.5	0.46 J	1.1 J	< 0.47 U
Chromium, Total	7440-47-3	mg/kg	220 JEB	99 JEB	110 J	210 J	60 J	70 J	110 J	42 J	46 J	69 J	74 J	46	55	7.3	39	16
Cobalt	7440-48-4	mg/kg	5.2 J+	3.3 J+	9.2 J	5.2 J	3.7 J	4.5 J	7.0 J	9.3 J	10 J	6.2 J	4.5 J	3.9	4.9	3.0	3.4	2.9
Copper	7440-50-8	mg/kg	120 J+	64 J+	100 J-	160 J-	51 J-	110 J-	110 J-	27 J-	89 J-	110 J-	72 J-	88	79	12	67	9.3
Lead	7439-92-1	mg/kg	400	140	400 J+	290 J+	89 J+	240 J+	360 J+	55 J+	180 J+	310 J+	110 J+	180	140	9.9	130	14
Manganese	7439-96-5	mg/kg	220 JEB	120 JEB	1100 J+	190 J+	150 J+	230 J+	200 J+	750 J+	1400 J+	170 J+	140 J+	320	190	74	230	130
Nickel	7440-02-0	mg/kg	16 JEB	8.2 JEB	17	15	6.4	18	18	6.8	19	18	8.3	13 J	9.7 J	4.4 J	9.7 J	6.3 J
Selenium	7782-49-2	mg/kg	< 3.8 U	< 2.6 U	< 4.3 UJ	< 4.6 UJ	< 3.1 UJ	< 5.8 UJ	< 4.1 UJ	< 3.0 UJ	< 5.5 UJ	< 5.1 UJ	< 3.3 UJ	< 4.9 UJ	< 2.6 UJ	< 2.8 UJ	< 5.9 UJ	< 2.3 UJ
Silver	7440-22-4	mg/kg	0.86 J	0.35 J	0.80 J	0.81 J	0.19 J	0.61 J	0.58 J	0.13 J	0.60 J	0.75 J	0.26 J	0.54 J	0.22 J	< 0.56 U	0.42 J	< 0.47 U
Thallium	7440-28-0	mg/kg	0.068 J	0.052 J	0.077 J	0.12 J	0.081 J	0.081 J	0.074 J	0.066 J	0.076 J	0.071 J	0.053 J	< 0.98 U	0.067 J	< 0.56 U	< 1.2 U	< 0.47 U
Vanadium	7440-62-2	mg/kg	62	28	49 J	49 J	29 J	47 J	51 J	47 J	41 J	41 J	24 J	32	26	6.7	33	17
Zinc	7440-66-6	mg/kg	160 JEB	81 JEB	200	240	83	210	390	70	470	320	170	210	190	53	340	43
Mercury	7439-97-6	mg/kg	1.5	0.81	1.6 J-	1.9 J-	0.43 J-	0.87 J-	0.91 J-	0.41 J-	0.43 J-	1.3 J-	0.79 J-	0.41	0.62	0.042 J	0.47	0.054 J
TCL VOCs																		
1,1,1-Trichloroethane (TCA)	71-55-6	ug/kg	< 740 U	< 560 U	< 8.6 U	< 8.3 U	< 7.4 UJ	< 12 U	< 11 U	< 7.4 U	< 11 U	< 10 U	< 7.3 U	< 880 U	< 8.1 UJ	< 5.2 UJ	< 12 U	< 6.0 UJ
1,1,2,2-TETRACHLOROETHANE	79-34-5	ug/kg	< 9.2 U	< 7.0 U	< 8.6 U	< 8.3 U	< 7.4 U	< 12 U	< 11 U	< 7.4 U	< 11 U	< 10 U	< 7.3 U	< 10 U	< 8.1 U	< 5.2 U	< 12 U	< 6.0 U
1,1,2-TRICHLORO-1,2,2-TRIFLUOROETHANE	76-13-1	ug/kg	< 740 U	< 560 U	< 8.6 U	< 8.3 U	< 7.4 UJ	< 12 U	< 11 U	< 7.4 U	< 11 U	< 10 U	< 7.3 U	< 880 U	< 8.1 UJ	< 5.2 UJ	< 12 U	< 6.0 UJ
1,1,2-Trichloroethane	79-00-5	ug/kg	< 9.2 U	< 7.0 U	< 8.6 U	< 8.3 U	< 7.4 U	< 12 U	< 11 U	< 7.4 U	< 11 U	< 10 U	< 7.3 U	< 10 U	< 8.1 U	< 5.2 U	< 12 U	< 6.0 U
1,1-Dichloroethane	75-34-3	ug/kg	< 9.2 U	< 7.0 U	< 8.6 U	< 8.3 U	< 7.4 U	< 12 U	< 11 U	< 7.4 U	< 11 U	< 10 U	< 7.3 U	< 10 U	< 8.1 U	< 5.2 U	< 12 U	< 6.0 U
1,1-Dichloroethene	75-35-4	ug/kg	< 9.2 U	< 7.0 U	< 8.6 U	< 8.3 U	< 7.4 U	< 12 U	< 11 U	< 7.4 U	< 11 U	< 10 U	< 7.3 U	< 10 U	< 8.1 U	< 5.2 U	< 12 U	< 6.0 U
1,2,3-Trichlorobenzene	87-61-6	ug/kg	< 740 U	< 560 U	< 760 U	< 8.3 U	< 7.4 UJ	< 1100 U	< 11 U	< 7.4 U	< 980 U	< 10 U	< 7.3 U	< 880 U	< 8.1 UJ	< 5.2 UJ	< 950 U	< 6.0 UJ
1,2,3-TRICHLOROPROPANE	96-18-4	ug/kg	< 9.2 U	< 7.0 U	< 8.6 U	< 8.3 U	< 7.4 U	< 12 U	< 11 U	< 7.4 U	< 11 U	< 10 U	< 7.3 U	< 10 U	< 8.1 U	< 5.2 U	< 12 U	< 6.0 UJ
1,2,4-TRICHLOROBENZENE	120-82-1	ug/kg	< 740 U	< 560 U	< 760 U	< 8.3 U	< 7.4 UJ	< 1100 U	< 11 U	< 7.4 U	< 980 U	< 10 U	< 7.3 U	< 880 U	< 8.1 UJ	< 5.2 UJ	< 950 U	< 6.0 UJ
1,2,4-Trimethylbenzene	95-63-6	ug/kg	< 740 U	< 560 U	< 760 U	< 8.3 U	< 7.4 U	< 1100 U	< 11 U	< 7.4 U	< 980 U	< 10 U	< 7.3 U	< 880 U	< 8.1 U	< 5.2 U	< 950 U	< 6.0 U
1,2-Dibromo-3-Chloropropane	96-12-8	ug/kg	< 740 U	< 560 U	< 760 U	< 8.3 U	< 7.4 U	< 1100 U	< 11 U	< 7.4 U	< 980 U	< 10 U	< 7.3 U	< 880 U	< 8.1 U	< 5.2 U	< 950 U	< 6.0 U
1,2-Dibromoethane (Ethylene Dibromide)	106-93-4	ug/kg	< 740 U	< 560 U	< 8.6 U	< 8.3 U	< 7.4 UJ	< 12 U	< 11 U	< 7.4 U	< 11 U	< 10 U	< 7.3 U	< 880 U	< 8.1 UJ	< 5.2 UJ	< 12 U	< 6.0 UJ
1,2-Dichlorobenzene	95-50-1	ug/kg	< 740 U	< 560 U	< 760 U	< 8.3 U	< 7.4 UJ	< 1100 U	< 11 U	< 7.4 U	< 980 U	< 10 U	< 7.3 U	< 880 U	< 8.1 UJ	< 5.2 UJ	< 950 U	< 6.0 UJ
1,2-Dichloroethane	107-06-2	ug/kg	< 740 U	< 560 U	< 8.6 U	< 8.3 U	< 7.4 UJ	< 12 U	< 11 U	< 7.4 U	< 11 U	< 10 U	< 7.3 U	< 880 U	< 8.1 UJ	< 5.2 UJ	< 12 U	< 6.0 UJ
1,2-DICHLOROPROPANE	78-87-5	ug/kg	< 9.2 U	< 7.0 U	< 8.6 U	< 8.3 U	< 7.4 U	< 12 U	< 11 U	< 7.4 U	< 11 U	< 10 U	< 7.3 U	< 10 U	< 8.1 U	< 5.2 U	< 12 U	< 6.0 UJ
1,3,5-Trimethylbenzene (Mesitylene)	108-67-8	ug/kg	< 740 U	< 560 U	< 760 U	< 8.3 U	< 7.4 U	< 1100 U	< 11 U	< 7.4 U	< 980 U	< 10 U	< 7.3 U	< 880 U	< 8.1 U	< 5.2 U	< 950 U	< 6.0 U
1,3-DICHLOROBENZENE	541-73-1	ug/kg	< 740 U	< 560 U	< 760 U	< 8.3 U	< 7.4 UJ	< 1100 U	< 11 U	< 7.4 U	< 980 U	< 10 U	< 7.3 U	< 880 U	< 8.1 UJ	< 5.2 UJ	< 950 U	< 6.0 UJ
1,4-DICHLOROBENZENE	106-46-7	ug/kg	< 740 U	< 560 U	< 760 U	< 8.3 U	< 7.4 UJ	< 1100 U	< 11 U	< 7.4 U	< 980 U	< 10 U	< 7.3 U	< 880 U	< 8.1 UJ	< 5.2 UJ	< 950 U	< 6.0 UJ
2-HEXANONE	591-78-6	ug/kg	< 18 U	< 14 U	< 17 U	< 17 U	< 15 U	< 25 U	< 21 U	< 15 U	< 23 U	< 20 U	< 15 U	< 21 U	< 16 U	< 10 U	< 24 U	< 12 U
ACETONE	67-64-1	ug/kg	92 EB	27 EB	< 17 U	< 17 U	22 JEB	< 25 U	43 JEB	74 EB	< 23 U	48 JEB	87 EB	< 21 U	40 EB	26 EB	< 24 U	< 12 U
Benzene	71-43-2	ug/kg	< 9.2 U	< 7.0 U	< 8.6 U	< 8.3 U	< 7.4 U	< 12 U	< 11 U	< 7.4 U	< 11 U	< 10 U	< 7.3 U	< 10 U	< 8.1 U	< 5.2 U	< 12 U	< 6.0 U
BROMOCHLOROMETHANE	74-97-5	ug/kg	< 9.2 U	< 7.0 U	< 8.6 U	< 8.3 U	< 7.4 U	< 12 U	< 11 U	< 7.4 U	< 11 U	< 10 U	< 7.3 U	< 10 U	< 8.1 U	< 5.2 U	< 12 U	< 6.0 U
BROMODICHLOROMETHANE	75-27-4	ug/kg	< 9.2 U	< 7.0 U	< 8.6 U	< 8.3 U	< 7.4 U	< 12 U	< 11 U	< 7.4 U	< 11 U	< 10 U	< 7.3 U	< 10 U	< 8.1 U	< 5.2 U	< 12 U	< 6.0 UJ
BROMOFORM	75-25-2	ug/kg	< 740 U	< 560 U	< 760 U	< 8.3 U	< 7.4 U	< 1100 U	< 11 U	< 7.4 U	< 980 U	< 10 U	< 7.3 U	< 880 U	< 8.1 U	< 5.2 U	< 950 U	< 6.0 U
BROMOMETHANE	74-83-9	ug/kg	< 9.2 U	< 7.0 U	< 8.6 U	< 8.3 U	< 7.4 U	< 12 U	< 11 U	< 7.4 U	< 11 U	< 10 U	< 7.3 U	< 10 U	< 8.1 U	< 5.2 U	< 12 U	< 6.0 U
CARBON DISULFIDE	75-15-0	ug/kg	< 9.2 U	< 7.0 U	< 8.6 U	< 8.3 U	< 7.4 U	< 12 U	< 11 U	< 7.4 U	< 11 U	2.1 J	1.4 J	< 10 U	1.1 J	< 5.2 U	< 12 U	< 6.0 U
CARBON TETRACHLORIDE	56-23-5	ug/kg	< 740 U	< 560 U	< 8.6 U	< 8.3 U	< 7.4 UJ	< 12 U	< 11 U	< 7.4 U	< 11 U	< 10 U	< 7.3 U	< 880 U	< 8.1 UJ	< 5.2 UJ	< 12 U	< 6.0 UJ
Chlorobenzene	108-90-7	ug/kg	< 740 U	< 560 U	< 8.6 U	< 8.3 U	< 7.4 UJ	< 12 U	< 11 U	< 7.4 U	< 11 U	< 10 U	< 7.3 U	< 880 U	< 8.1 UJ	< 5.2 UJ	< 950 U	< 6.0 UJ
CHLOROETHANE	75-00-3	ug/kg	< 9.2 U	< 7.0 U	< 8.6 U	< 8.3 U	< 7.4 U	< 12 U	< 11 U	< 7.4 U	< 11 U	< 10 U	< 7.3 U	< 10 U	< 8.1 U	< 5.2 U	< 12 U	< 6.0 U
Chloroform	67-66-3	ug/kg	< 9.2 U	< 7.0 U	< 8.6 U	< 8.3 U	< 7.4 U	< 12 U	< 11 U	< 7.4 U	< 11 U	< 10 U	< 7.3 U	< 10 U	< 8.1 U	< 5.2 U	< 12 U	< 6.0 U
CHLOROMETHANE	74-87-3	ug/kg	< 9.2 U	< 7.0 U	< 8.6 U	< 8.3 U	< 7.4 U	< 12 U	< 11 U	< 7.4 U	< 11 U	< 10 U	< 7.3 U	< 10 U	< 8.1 U	< 5.2 U	< 12 U	< 6.0 U
CIS-1,2-DICHLOROETHYLENE	156-59-2	ug/kg	< 9.2 U	< 7.0 U	< 8.6 U	< 8.3 U	< 7.4 U	< 12 U	< 11 U	< 7.4 U	< 11 U	< 10 U	< 7.3 U	< 10 U	< 8.1 U	< 5.2 U	< 12 U	< 6.0 U
cis-1,3-Dichloropropene	10061-01-5	ug/kg	< 9.2 U	< 7.0 U	< 8.6 U	< 8.3 U	< 7.4 U	< 12 U	< 11 U	< 7.4 U	< 11 U	< 10 U	< 7.3 U	< 10 U	< 8.1 U	< 5.2 U	< 12 U	< 6.0 U
Cyclohexane	110-82-7	ug/kg	< 9.2 U	< 7.0 U	< 8.6 U	< 8.3 U	< 7.4 U	< 12 U	< 11 U	< 7.4 U	< 11 U	< 10 U	< 7.3 U	< 10 U	< 8.1 U	< 5.2 U	< 12 U	< 6.0 UJ
DIBROMOCHLOROMETHANE	124-48-1	ug/kg	< 9.2 U	< 7.0 U	< 8.6 U	< 8.3 U	< 7.4 U	< 12 U	< 11 U	< 7.4 U	< 11 U	< 10 U	< 7.3 U	< 10 U	< 8.1 U	< 5.2 U	< 12 U	< 6.0 U
Dichlorodifluoromethane	75-71-8	ug/kg	< 9.2 U	< 7.0 U	< 8.6 U	< 8.3 U	< 7.4 U	< 12 U	< 11 U	< 7.4 U	< 11 U	< 10 U	< 7.3 U	< 10 U	< 8.1 U	< 5.2 U	< 12 U	< 6.0 U
Ethylbenzene	100-41-4	ug/kg	< 9.2 U	< 7.0 U	< 8.6 U	< 8.3 U	< 7.4 U	< 12 U	< 11 U	< 7.4 U	< 11 U	< 10 U	< 7.3 U	< 10 U	< 8.1 U	< 5.2 U	< 12 U	< 6.0 U
Isopropylbenzene (Cumene)	98-82-8	ug/kg	< 740 U	< 560 U	< 760 U	< 8.3 U	< 7.4 U	< 1100 U	< 11 U	< 7.4 U	< 980 U	< 10 U	< 7.3 U	< 880 U	< 8.1 U	< 5.2 U	< 950 U	< 6.0 U
m,p-Xylene	179601-23-1	ug/kg	< 9.2 U	< 7.0 U	< 8.6 U	< 8.3 U	< 7.4 U	< 12 U	< 11 U	< 7.4 U	< 11 U	< 10 U	< 7.3 U	< 10 U	< 8.1 U	< 5.2 U	< 12 U	< 6.0 U
METHYL ACETATE	79-20-9	ug/kg	< 740 U	< 560 U	< 8.6 U	< 8.3 U	< 7.4 UJ	< 12 U	< 11 U	< 7.4 U	< 11 U	< 10 U	< 7.3 U	< 880 U	< 8.1 UJ	< 5.2 UJ	< 12 U	< 6.0 UJ
Methyl Ethyl Ketone (2-Butanone)	78-93-3	ug/kg	42	< 14 U	< 17 U	< 17 U	< 15 U	< 25 U	9.9 J	20	< 23 U	12 J	28	< 21 U	11 J	5.7 J	< 24 U	< 12 U
METHYL ISOBUTYL KETONE (4-METHYL-2-PENTANONE)	108-10-1	ug/kg	< 18 U	< 14 U	< 17 U	< 17 U	< 15 U	< 25 U	< 21 U	< 15 U	< 23 U	< 20 U	< 15 U	< 21 U	< 16 U	< 10 U	< 24 U	< 12 U
Methylcyclohexane	108-87-2	ug/kg	< 9.2 U	< 7.0 U	< 8.6 U	< 8.3 U	< 7.4 U	< 12 U	< 11 U	< 7.4 U	< 11 U	< 10 U	< 7.3 U	< 10 U	< 8.1 U	< 5.2 U	< 12 U	< 6.0 UJ
Methylene Chloride	75-09-2	ug/kg	< 740 U	< 560 U	< 8.6 U	< 8.3 U	< 7.4 UJ	< 12 U	< 11 U	7.6 J+	< 11 U	11 J+	8.4 J+	< 880 U	< 8.6 UJ	< 5.2 UJ	16 J+	< 9.0 UJ
o-Xylene (1,2-Dimethylbenzene)	95-47-6	ug/kg	< 9.2 U	< 7.0 U	< 8.6 U	< 8.3 U	< 7.4 U	< 12 U	< 11 U	< 7.4 U	< 11 U	< 10 U	< 7.3 U	< 10 U	< 9.0 U	< 5.2 U	< 12 U	< 6.0 U
Styrene	100-42-5	ug/kg	< 9.2 U	< 7.0 U	< 8.6 U	< 8.3 U	< 7.4 U	< 12 U	< 11 U	< 7.4 U	< 11 U	< 10 U	< 7.3 U	< 10 U	< 8.4 U	< 5.2 U	< 12 U	< 6.0 U
TERT-BUTYL METHYL ETHER	1634-04-4	ug/kg	< 740 U	< 560 U	< 8.6 U	< 8.3 U	< 7.4 UJ	< 12 U	< 11 U	< 7.4 U	< 11 U	< 10 U	< 7.3 U	< 880 U	< 18 UJ	< 5.2 UJ	< 12 U	< 6.0 UJ
Tetrachloroethylene (PCE)	127-18-4	ug/kg	< 9.2 U	< 7.0 U	< 8.6 U	< 8.3 U	< 7.4 U	< 12 U	< 11 U	< 7.4 U	< 11 U	< 10 U	< 7.3 U	< 10 U	< 5.2 U	< 5.2 U	< 12 U	< 6.0 U
Toluene	108-88-3	ug/kg	< 9.2 U	< 7.0 U	< 8.6 U	< 8.3 U	< 7.4 U	< 12 U	< 11 U	< 7.4 U	< 11 U	< 10 U	< 7.3 U	< 10 U	< 8.1 U	0.68 J	< 12 U	< 6.0 U
Trans-1,2-Dichloroethylene	156-60-5	ug/kg	< 9.2 U	< 7.0 U	< 8.6 U	< 8.3 U	< 7.4 U	< 12 U	< 11 U	< 7.4 U	< 11 U	< 10 U	< 7.3 U	< 10 U	< 8.1 U	< 5.2 U	< 12 U	< 6.0 U
Trans-1,3-Dichloropropene	10061-02-6	ug/kg	< 9.2 U	< 7.0 U	< 8.6 U	< 8.3 U	< 7.4 U	< 12 U	< 11 U	< 7.4 U	< 11 U	< 10 U	< 7.3 U	< 10 U	< 8.1 U	< 5.2 U	< 12 U	< 6.0 U
Trichloroethylene (TCE)	79-01-6	ug/kg	< 9.2 U	< 7.0 U	< 8.6 U	< 8.3 U	< 7.4 U	< 12 U	< 11 U	< 7.4 U	< 11 U	< 10 U	< 7.3 U	< 10 U	< 8.1 U	< 5.2 U	< 12 U	< 6.0 U
Trichlorofluoromethane	75-69-4	ug/kg	< 740 U	< 560 U	< 8.6 U	< 8.3 U	< 7.4 UJ	< 12 U	< 11 U	< 7.4 U	< 11 U	< 10 U	< 7.3 U	< 880 U	< 8.1 UJ	< 5.2 UJ	< 12 U	< 6.0 UJ
Vinyl Chloride	75-01-4	ug/kg	< 9.2 U	< 7.0 U	< 8.6 U	< 8.3 U	< 7.4 U	< 12 U	< 11 U	< 7.4 U	< 11 U	< 10 U	< 7.3 U	< 10 U	< 8.1 U	< 5.2 U	< 12 U	< 6.0 U

Table 12
Phase 2 Reach Floodplain Soil Analytical Results
Phase 2 Data Evaluation Summary Memorandum
Lower Neponset River
Boston and Milton, Massachusetts

			24D-0078 24D-0078-BS 6/28/2024 N 1 - 2 ft	24D-0078 24D-0078-CS 6/28/2024 N 2 - 2.8 ft	24D-0079 24D-0079-AS 7/8/2024 N 0 - 1 ft	24D-0079 24D-0079-BS 7/8/2024 N 1 - 2 ft	24D-0079 24D-0079-CS 7/8/2024 N 2 - 3 ft	24D-0080 24D-0080-AS 7/8/2024 N 0 - 1 ft	24D-0080 24D-0080-BS 7/8/2024 N 1 - 2 ft	24D-0080 24D-0080-CS 7/8/2024 N 2 - 3 ft	24D-0081 24D-0081-AS 7/8/2024 N 0 - 1 ft	24D-0081 24D-0081-BS 7/8/2024 N 1 - 2 ft	24D-0081 24D-0081-CS 7/8/2024 N 2 - 3 ft	24D-0082 24D-0082-AS 7/9/2024 N 0 - 1 ft	24D-0082 24D-0082-BS 7/9/2024 N 1 - 2 ft	24D-0082 24D-0082-CS 7/9/2024 N 2 - 2.7 ft	24D-0083 24D-0083-AD 7/9/2024 FD 0 - 1 ft	24D-0083 24D-0083-BD 7/9/2024 FD 1 - 1.6 ft
Analyte	CAS Number	Units															
TCL SVOCs																	
1,2,4,5-TETRACHLOROBENZENE	95-94-3	ug/kg	< 340 U	< 260 U	< 320 U	< 320 U	< 260 U	< 450 U	< 370 U	< 260 U	< 420 U	< 350 U	< 260 U	< 380 U	< 260 U	< 200 U	< 400 U	< 220 U
1,4-Dioxane (P-Dioxane)	123-91-1	ug/kg	< 130 U	< 100 U	< 130 U	< 130 U	< 100 U	< 180 U	< 150 U	< 100 U	< 160 U	< 140 U	< 100 U	< 150 U	< 100 U	< 78 U	< 160 U	< 85 U
1-Methylnaphthalene	90-12-0	ug/kg	1.7 J	< 5.1 U	8.1	2.9 J	< 5.0 U	3.1 J	7.8	1.6 J	7.6 J	3.1 J	< 5.1 U	8.4	< 5.1 U	< 3.8 U	3.1 J	5.8
2,3,4,6-TETRACHLOROPHENOL	58-90-2	ug/kg	< 340 U	< 260 U	< 320 U	< 320 U	< 260 U	< 450 U	< 370 U	< 260 U	< 420 U	< 350 U	< 260 U	< 380 U	< 260 U	< 200 U	< 400 U	< 220 U
2,4,5-TRICHLOROPHENOL	95-95-4	ug/kg	< 340 U	< 260 U	< 320 U	< 320 U	< 260 U	< 450 U	< 370 U	< 260 U	< 420 U	< 350 U	< 260 U	< 380 U	< 260 U	< 200 U	< 400 U	< 220 U
2,4,6-TRICHLOROPHENOL	88-06-2	ug/kg	< 340 U	< 260 U	< 320 U	< 320 U	< 260 U	< 450 U	< 370 U	< 260 U	< 420 U	< 350 U	< 260 U	< 380 U	< 260 U	< 200 U	< 400 U	< 220 U
2,4-DICHLOROPHENOL	120-83-2	ug/kg	< 340 U	< 260 U	< 320 U	< 320 U	< 260 U	< 450 U	< 370 U	< 260 U	< 420 U	< 350 U	< 260 U	< 380 U	< 260 U	< 200 U	< 400 U	< 220 U
2,4-DIMETHYLPHENOL	105-67-9	ug/kg	< 340 U	< 260 U	< 320 UJ	< 320 UJ	< 260 U	< 450 U	< 370 U	< 260 U	< 420 UJ	< 350 U	< 260 U	< 380 U	< 260 U	< 200 U	< 400 U	< 220 U
2,4-DINITROPHENOL	51-28-5	ug/kg	< 660 U	< 510 U	< 630 U	< 630 U	< 500 U	< 870 U	< 720 U	< 500 U	< 810 U	< 680 U	< 510 U	< 740 U	< 510 U	< 380 U	< 780 U	< 420 U
2,4-DINITROTOLUENE	121-14-2	ug/kg	< 340 U	< 260 U	< 320 UJ	< 320 UJ	< 260 U	< 450 U	< 370 U	< 260 U	< 420 UJ	< 350 U	< 260 U	< 380 U	< 260 U	< 200 U	< 400 U	< 220 U
2,6-DINITROTOLUENE	606-20-2	ug/kg	< 340 U	< 260 U	< 320 U	< 320 U	< 260 U	< 450 U	< 370 U	< 260 U	< 420 U	< 350 U	< 260 U	< 380 U	< 260 U	< 200 U	< 400 U	< 220 U
2-CHLORONAPHTHALENE	91-58-7	ug/kg	< 340 U	< 260 U	< 320 U	< 320 U	< 260 U	< 450 U	< 370 U	< 260 U	< 420 U	< 350 U	< 260 U	< 380 U	< 260 U	< 200 U	< 400 U	< 220 U
2-CHLOROPHENOL	95-57-8	ug/kg	< 340 U	< 260 U	< 320 U	< 320 U	< 260 U	< 450 U	< 370 U	< 260 U	< 420 U	< 350 U	< 260 U	< 380 U	< 260 U	< 200 U	< 400 U	< 220 U
2-Methylnaphthalene	91-57-6	ug/kg	2.1 J	< 5.1 U	11	4.8 J	< 5.0 U	3.9 J	11	1.7 J	9.9	3.7 J	1.3 J	12 EB	1.1 JEB	1.2 JEB	4.3 JEB	9.5 EB
2-METHYLPHENOL (O-CRESOL)	95-48-7	ug/kg	< 660 U	< 510 U	< 630 U	< 630 U	< 500 U	< 870 U	< 720 U	< 500 U	< 810 U	< 680 U	< 510 U	< 740 U	< 510 U	< 380 U	< 780 U	< 420 U
2-NITROANILINE	88-74-4	ug/kg	< 340 U	< 260 U	< 320 U	< 320 U	< 260 U	< 450 U	< 370 U	< 260 U	< 420 U	< 350 U	< 260 U	< 380 U	< 260 U	< 200 U	< 400 U	< 220 U
2-NITROPHENOL	88-75-5	ug/kg	< 340 U	< 260 U	< 320 U	< 320 U	< 260 U	< 450 U	< 370 U	< 260 U	< 420 U	< 350 U	< 260 U	< 380 U	< 260 U	< 200 U	< 400 U	< 220 U
3,3'-DICHLOROBENZIDINE	91-94-1	ug/kg	< 660 U	< 510 U	< 630 U	< 630 U	< 500 U	< 870 U	< 720 U	< 500 U	< 810 U	< 680 U	< 510 U	< 740 U	< 510 U	< 380 U	< 780 U	< 420 U
3-NITROANILINE	99-09-2	ug/kg	< 660 U	< 510 U	< 630 U	< 630 U	< 500 U	< 870 U	< 720 U	< 500 U	< 810 U	< 680 U	< 510 U	< 740 U	< 510 U	< 380 U	< 780 U	< 420 U
4,6-DINITRO-2-METHYLPHENOL	534-52-1	ug/kg	< 660 U	< 510 U	< 630 U	< 630 U	< 500 U	< 870 U	< 720 U	< 500 U	< 810 U	< 680 U	< 510 U	< 740 U	< 510 U	< 380 U	< 780 U	< 420 U
4-BROMOPHENYL PHENYL ETHER	101-55-3	ug/kg	< 340 U	< 260 U	< 320 U	< 320 U	< 260 U	< 450 U	< 370 U	< 260 U	< 420 U	< 350 U	< 260 U	< 380 U	< 260 U	< 200 U	< 400 U	< 220 U
4-CHLORO-3-METHYLPHENOL	59-50-7	ug/kg	< 340 U	< 260 U	< 320 U	< 320 U	< 260 U	< 450 U	< 370 U	< 260 U	< 420 U	< 350 U	< 260 U	< 380 U	< 260 U	< 200 U	< 400 U	< 220 U
4-CHLOROANILINE	106-47-8	ug/kg	< 660 U	< 510 U	< 630 U	< 630 U	< 500 U	< 870 U	< 720 U	< 500 U	< 810 U	< 680 U	< 510 U	< 740 U	< 510 U	< 380 U	< 780 U	< 420 U
4-CHLOROPHENYL PHENYL ETHER	7005-72-3	ug/kg	< 340 U	< 260 U	< 320 U	< 320 U	< 260 U	< 450 U	< 370 U	< 260 U	< 420 U	< 350 U	< 260 U	< 380 U	< 260 U	< 200 U	< 400 U	< 220 U
4-METHYLPHENOL (P-CRESOL)	106-44-5	ug/kg	< 660 U	< 510 U	< 630 U	< 630 U	< 500 U	< 870 U	< 720 U	< 500 U	< 810 U	< 680 U	< 510 U	< 740 U	< 510 U	< 380 U	< 780 U	< 420 U
4-Nitroaniline	100-01-6	ug/kg	< 660 U	< 510 U	< 630 U	< 630 U	< 500 U	< 870 U	< 720 U	< 500 U	< 810 U	< 680 U	< 510 U	< 740 U	< 510 U	< 380 U	< 780 U	< 420 U
4-NITROPHENOL	100-02-7	ug/kg	< 660 U	< 510 U	< 630 U	< 630 U	< 500 U	< 870 U	< 720 U	< 500 U	< 810 U	< 680 U	< 510 U	< 740 U	< 510 U	< 380 U	< 780 U	< 420 U
Acenaphthene	83-32-9	ug/kg	3.8 J	< 5.1 U	31	7.4	1.2 J	14	44	6.9	32	17	1.8 J	31	1.8 J	4.4	11	29 J
ACENAPHTHYLENE	208-96-8	ug/kg	7.2	1.8 J	55	18	2.3 J	14	6.8 J	2.2 J	36	9.0	2.9 J	17	4.1 J	1.6 J	11	2.0 J
Acetophenone	98-86-2	ug/kg	< 660 U	< 510 U	< 630 U	< 630 U	< 500 U	< 870 U	< 720 U	< 500 U	< 810 U	< 680 U	< 510 U	< 740 U	< 510 U	< 380 U	< 780 U	< 420 U
ANTHRACENE	120-12-7	ug/kg	13	3.4 J	180	29	3.3 J	31	60	14	93	34	5.3	73	7.0	11	33	46 J
ATRAZINE	1912-24-9	ug/kg	< 660 U	< 510 U	< 630 U	< 630 U	< 500 U	< 870 U	< 720 U	< 500 U	< 810 U	< 680 U	< 510 U	< 740 U	< 510 U	< 380 U	< 780 U	< 420 U
BENZALDEHYDE	100-52-7	ug/kg	< 660 U	< 510 U	< 630 U	< 630 U	< 500 U	< 870 U	< 720 U	< 500 U	< 810 U	< 680 U	< 510 U	< 740 U	< 510 U	< 380 U	< 780 U	< 420 U
BENZO(A)ANTHRACENE	56-55-3	ug/kg	40	13	340	99	10	130	170	24	550	140	19	270	22	27	150	66 J
BENZO(A)PYRENE	50-32-8	ug/kg	46	13	280	96	12	63	57	23	220	61	21	120	20	22	80	67 J
Benzo(B)Fluoranthene	205-99-2	ug/kg	59	15	670	100	15	190	160	28	490	160	27	250	21	28	200	66 J
Benzo(G,H,I)Perylene	191-24-2	ug/kg	28	8.5	28	63	7.7	9.0	6.7 J	13	27	7.8	14	15	13	13	13	39 J
Benzo(K)Fluoranthene	207-08-9	ug/kg	21	4.6 J	300	34	5.4	81	56	9.7	220	68	10	100	7.6	7.6	77	24 J
BENZYL BUTYL PHTHALATE	85-68-7	ug/kg	< 340 U	< 260 U	< 320 U	< 320 U	< 260 U	< 450 U	< 370 U	< 260 U	< 420 U	< 350 U	< 260 U	< 380 U	< 260 U	< 200 U	< 400 U	< 220 U
BIPHENYL (DIPHENYL)	92-52-4	ug/kg	< 340 U	< 260 U	< 320 U	< 320 U	< 260 U	< 450 U	< 370 U	< 260 U	< 420 U	< 350 U	< 260 U	< 380 U	< 260 U	< 200 U	< 400 U	< 220 U
BIS(2-CHLOROETHOXY) METHANE	111-91-1	ug/kg	< 340 U	< 260 U	< 320 U	< 320 U	< 260 U	< 450 U	< 370 U	< 260 U	< 420 U	< 350 U	< 260 U	< 380 U	< 260 U	< 200 U	< 400 U	< 220 U
BIS(2-CHLOROETHYL) ETHER (2-CHLOROETHYL ETHER)	111-44-4	ug/kg	< 660 U	< 510 U	< 630 U	< 630 U	< 500 U	< 870 U	< 720 U	< 500 U	< 810 U	< 680 U	< 510 U	< 740 U	< 510 U	< 380 U	< 780 U	< 420 U
BIS(2-CHLOROISOPROPYL) ETHER	108-60-1	ug/kg	< 660 U	< 510 U	< 630 U	< 630 U	< 500 U	< 870 U	< 720 U	< 500 U	< 810 U	< 680 U	< 510 U	< 740 U	< 510 U	< 380 U	< 780 U	< 420 U
BIS(2-ETHYLHEXYL) PHTHALATE	117-81-7	ug/kg	< 340 U	< 260 U	270 J	< 320 U	< 260 U	< 450 U	< 370 U	< 260 U	210 J	< 350 U	< 260 U	< 380 U	< 260 U	< 200 U	< 400 U	< 220 U
Caprolactam	105-60-2	ug/kg	< 660 U	< 510 U	< 630 U	< 630 U	< 500 U	< 870 U	< 720 U	< 500 U	< 810 U	< 680 U	< 510 U	< 740 U	< 510 U	< 380 U	< 780 U	< 420 U
CARBAZOLE	86-74-8	ug/kg	< 660 U	< 510 U	< 630 U	< 630 U	< 500 U	< 870 U	< 720 U	< 500 U	< 810 U	< 680 U	< 510 U	< 740 U	< 510 U	< 380 U	< 780 U	< 420 U
CHRYSENE	218-01-9	ug/kg	45	7.5	410	73	12	110	100	23	480	93	19	170	13	15	110	48 J
DIBENZ(A,H)ANTHRACENE	53-70-3	ug/kg	7.0	1.9 J	93	17	2.5 J	26	21	3.6 J	85	23	3.4 J	45	3.1 J	3.4 J	36	11 J
Dibenzofuran	132-64-9	ug/kg	< 340 U	< 260 U	< 320 U	< 320 U	< 260 U	< 450 U	< 370 U	< 260 U	< 420 U	< 350 U	< 260 U	< 380 U	< 260 U	< 200 U	< 400 U	< 220 U
Diethyl Phthalate	84-66-2	ug/kg	< 340 U	< 260 U	< 320 U	< 320 U	< 260 U	< 450 U	< 370 U	< 260 U	< 420 U	< 350 U	< 260 U	< 380 U	< 260 U	< 200 U	< 400 U	< 220 U
DIMETHYL PHTHALATE	131-11-3	ug/kg	< 340 U	< 260 U	< 320 U	< 320 U	< 260 U	< 450 U	< 370 U	< 260 U	< 420 U	< 350 U	< 260 U	< 380 U	< 260 U	< 200 U	< 400 U	< 220 U
Di-N-Butyl Phthalate	84-74-2	ug/kg	< 340 U	< 260 U	< 320 U	< 320 U	< 260 U	< 450 U	< 370 U	< 260 U	< 420 U	< 350 U	< 260 U	< 380 U	< 260 U	< 200 U	< 400 U	< 220 U
DI-N-OCTYLPHTHALATE	117-84-0	ug/kg	< 660 U	< 510 U	< 630 U	< 630 U	< 500 U	< 870 U	< 720 U	< 500 U	< 810 U	< 680 U	< 510 U	< 740 U	< 510 U	< 380 U	< 780 U	< 420 U
FLUORANTHENE	206-44-0	ug/kg	93	19	820	130	24	240	280	61	740	220	44	450	31	44	250	140 J
FLUORENE	86-73-7	ug/kg	4.5 J	< 5.1 U	30	8.3	1.4 J	14	38	6.9	31	17	2.1 J	27	2.3 J	3.7 J	11	27 J
HEXACHLOROBENZENE	118-74-1	ug/kg	< 340 U	< 260 U	< 320 U	< 320 U	< 260 U	< 450 U	< 370 U	< 260 U	< 420 U	< 350 U	< 260 U	< 380 U	< 260 U	< 200 U	< 400 U	< 220 U
Hexachlorobutadiene	87-68-3	ug/kg	< 340 U	< 260 U	< 320 U	< 320 U	< 260 U	< 450 U	< 370 U	< 260 U	< 420 U	< 350 U	< 260 U	< 380 U	< 260 U	< 200 U	< 400 U	< 220 U
HEXACHLOROCYCLOPENTADIENE	77-47-4	ug/kg	< 660 U	< 510 U	< 630 U	< 630 U	< 500 U	< 870 U	< 720 U	< 500 U	< 810 U	< 680 U	< 510 U	< 740 U	< 510 U	< 380 U	< 780 U	< 420 U
HEXACHLOROETHANE	67-72-1	ug/kg	< 340 U	< 260 U	< 320 U	< 320 U	< 260 U	< 450 U	< 370 U	< 260 U	< 420 U	< 350 U	< 260 U	< 380 U	< 260 U	< 200 U	< 400 U	< 220 U
INDENO(1,2,3-C,D)PYRENE	193-39-5	ug/kg	23	6.8	230	51	6.7	50	38	11	180	44	11	85	10	11	68	34 J
ISOPHORONE	78-59-1	ug/kg	< 340 U	< 260 U	< 320 U	< 320 U	< 260 U	< 450 U	< 370 U	< 260 U	< 420 U	< 350 U	< 260 U	< 380 U	< 260 U	< 200 U	< 400 U	< 220 U
Naphthalene	91-20-3	ug/kg	4.3 J	1.3 J	25	7.2	1.9 J	7.5 J	24	2.0 J	19	7.0	1.9 J	18 EB	1.7 JEB	2.8 JEB	7.5 JEB	18 JEB
NITROBENZENE	98-95-3	ug/kg	< 340 U	< 260 U	< 320 U	< 320 U	< 260 U	< 450 U	< 370 U	< 260 U	< 420 U	< 350 U	< 260 U	< 380 U	< 260 U	< 200 U	< 400 U	< 220 U
N-NITROSODI-N-PROPYLAMINE	621-64-7	ug/kg	< 340 U	< 260 U	< 320 U	< 320 U	< 260 U	< 450 U	< 370 U	< 260 U	< 420 U	< 350 U	< 260 U	< 380 U	< 260 U	< 200 U	< 400 U	< 220 U
N-NITROSODIPHENYLAMINE	86-30-6	ug/kg	< 340 U	< 260 U	< 320 U	< 320 U	< 260 U	< 450 U	< 370 U	< 260 U	< 420 U	< 350 U	< 260 U	< 380 U	< 260 U	< 200 U	< 400 U	< 220 U
PENTACHLOROPHENOL	87-86-5	ug/kg	< 13 U	< 10 U	< 13 U	3.7 J	< 10 U	< 18 U	< 15 U	< 10 U	< 16 U	< 14 U	< 10 U	< 15 U	< 10 U	< 7.8 U	< 16 U	< 8.6 U
PHENANTHRENE	85-01-8	ug/kg	57	11	370	92	12	150	270	56	590	150	19	370	19	36	130	180 J
PHENOL	108-95-2	ug/kg	< 660 U	< 510 U	< 630 U	< 630 U	< 500 U	< 870 U	< 720 U	< 500 U	< 810 U	< 680 U	< 510 U	< 740 U	< 510 U	< 380 U	< 780 U	< 420 U
PYRENE	129-00-0	ug/kg	77	19	460	130	20	130	160	49	550	130	38	290 J	31 J	37 J	140 J	110 J

Table 12
Phase 2 Reach Floodplain Soil Analytical Results
Phase 2 Data Evaluation Summary Memorandum
Lower Neponset River
Boston and Milton, Massachusetts

Analyte	CAS Number	Units	24D-0083 24D-0083-AS 7/9/2024 N 0 - 1 ft	24D-0083 24D-0083-BS 7/9/2024 N 1 - 1.6 ft	24D-0084 24D-0084-AS 7/9/2024 N 0 - 1 ft	24D-0084 24D-0084-BS 7/9/2024 N 1 - 2 ft	24D-0084 24D-0084-CS 7/9/2024 N 2 - 3 ft	24D-0085 24D-0085-AS 7/9/2024 N 0 - 1 ft	24D-0085 24D-0085-BS 7/9/2024 N 1 - 2 ft	24D-0085 24D-0085-CS 7/9/2024 N 2 - 2.6 ft	24D-0086 24D-0086-AS 7/1/2024 N 0 - 1 ft	24D-0086 24D-0086-BS 7/1/2024 N 1 - 2 ft	24D-0086 24D-0086-CS 7/1/2024 N 2 - 2.1 ft	24D-0087 24D-0087-AS 7/1/2024 N 0 - 1 ft	24D-0087 24D-0087-BS 7/1/2024 N 1 - 2 ft	24D-0087 24D-0087-CS 7/1/2024 N 2 - 2.2 ft	24D-0088 24D-0088-AS 7/1/2024 N 0 - 1 ft	24D-0088 24D-0088-BS 7/1/2024 N 1 - 2 ft
PCDD/F																		
1,2,3,4,6,7,8-HpCDD	35822-46-9	pg/g	1010	87.2	4380	5030 J	158	3780	164	16.9	3250 J	1100 J	258 J	942 J	2530 J	496 J	2300 J	5290 J
1,2,3,4,6,7,8-HpCDF	67562-39-4	pg/g	472 J	52.9 J	1820	1720	89.2	1390	85.5	5.61	1520 J	639 J	254 J	391 J	1020 J	248 J	1210 J	1790 J
1,2,3,4,7,8,9-HpCDF	55673-89-7	pg/g	23.1 J	1.98 J	72.6	70.8	2.84	64.4	3.52	0.413 JN	52	18.3	4.61	19.3	37.6	7.57	40.9	79.7
1,2,3,4,7,8-HxCDD	39227-28-6	pg/g	18.3 J	1.64 J	46.9	58.6	1.9 JN	36.5	1.97 J	0.779 J	29.7	11.2	2.65	9.25	21.7	5.35	25.8	45.2
1,2,3,4,7,8-HxCDF	70648-26-9	pg/g	23.7	1.98 J	121	114	4.01	97.3	3.91 JN	0.618 J	92.4	28.7	8.41	27.6	58	13	74	117
1,2,3,6,7,8-HxCDD	57653-85-7	pg/g	51.8	4.85	220	260	9.3	190	9.22	1.19 J	178	64.9	16.6	47.8	131	27.8	112	247
1,2,3,6,7,8-HxCDF	57117-44-9	pg/g	21.4 J	1.77 J	65.7 J	59.9 J	2.3 J	49.4 J	2.43 J	0.389 J	46.7	14	4.52	15.1	28.3	7.2	41	56.9
1,2,3,7,8,9-HxCDD	19408-74-3	pg/g	39.1 J	3.18	116	149	5.57	95.9	4.66	0.861 J	86	32.1	7.6	25.3	62.8	14.1	65.5	116
1,2,3,7,8,9-HxCDF	72918-21-9	pg/g	< 1.2 U	< 0.318 U	< 1.46 U	< 1.08 U	< 0.553 U	< 1.67 U	< 0.461 U	< 0.315 U	< 1.73 U	< 1.12 U	< 0.891 U	< 0.792 U	< 1.77 U	< 0.973 U	< 1.31 U	< 1.69 U
1,2,3,7,8-PeCDD	40321-76-4	pg/g	7.98 JN	0.565 JN	26.2	40	1.24 J	21.1	0.921 J	< 0.309 UJ	16.8 J	6.49 J	1.46 J	5.26 J	11.4 J	2.63 J	11.8 J	26.7 J
1,2,3,7,8-PeCDF	57117-41-6	pg/g	3.5	0.449 J	20.6	29.4	0.743 J	17.2	1.07 J	< 0.188 U	23.9	9.49	3.29	7.68	11.8	4.01	11.1	27.2
2,3,4,6,7,8-HxCDF	60851-34-5	pg/g	22.3 J	2.08 J	74.2 J	70.8 J	3.17 J	59.5 J	3.19 J	0.613 J	61.1	21	7.25	18.3	37.4	9.33	44.5	71.8
2,3,4,7,8-PeCDF	57117-31-4	pg/g	13.4 J	1.81 J	99.4 J	169 J	5.2 J	93.8 J	4.94 J	0.623 J+	122 J	45.6 J	11.9 J	29.8 J	67.4 J	15 J	43.9 J	162 J
2,3,7,8-TCDD	1746-01-6	pg/g	1.35 JN	< 0.926 UJ	8.41 J	15.9 J	< 0.977 UJ	7.22 J	< 0.958 UJ	< 0.971 UJ	5.98 J	2.54 JN	< 0.960 UJ	2.32 J	3.95 J	1.29 J	3.25 J	11.9 J
2,3,7,8-TCDF	51207-31-9	pg/g	6.27	0.621	39.4	69.9	2.07	34.3	2.73	< 0.217 U	46.2	28	12.3	15.2	30.7	11.3	20.7	66.7
OCDD	3268-87-9	pg/g	6570	554	34700 J	47500 J	1290	32000 J	1450	127	25700 J	9110 J	1930 J	7740 J	20300 J	3830 J	15900 J	50800 J
OCDF	39001-02-0	pg/g	777 J	63.3 J	2500	2140	75.1	1900	85.4	7.53	1590 J	581 J	169 J	590 J	1350 J	258 J	1400 J	2650 J
Total HpCDD	RA_Total_HpCDD	pg/g	1791	156.1	7810	9290	292	6770	301	31.2	5910	1994	461	1710	4470	917	4190	10190
Total HpCDF	RA_Total_HpCDF	pg/g	979.21	107.58	4041.6	4169	187.85	3302.1	184.2	12.613	3287	1358.5	493.61	901.21	2444.3	542.32	2414.3	4480.3
Total HxCDD	RA_Total_HxCDD	pg/g	341.62	30.53	1312.1	1735.8	62.77	1131.8	56.061	7.528	1069.4	383.92	106.191	285.23	749.3	176.7	718.12	1454.5
Total HxCDF	RA_Total_HxCDF	pg/g	430.76	39.523	1558.72	1505.89	69.489	1256.01	67.576	5.621	1319.2	486.67	185.05	359.53	891.37	209.94	946.44	1567.94
Total PeCDD	RA_Total_PeCDD	pg/g	53.057	4.578	213.29	319.46	7.956	180.79	8.733	< 0.309 U	150.65	54.65	13.13	45.89	102.98	22.669	95.88	232.02
Total PeCDF	RA_Total_PeCDF	pg/g	158.33	15.561	854.67	1110.03	39.713	732.147	35.783	1.673	809.63	280.124	84.64	207.36	439.121	106.128	395.86	1011.33
Total TCDD	RA_Total_TCDD	pg/g	11.135	< 0.926 U	80.628	122.38	< 0.977 U	64.325	1.516 U	< 0.971 U	55.388	16.636	2.84 U	17.343	39.768	11.46	38.358	108.925
Total TCDF	RA_Total_TCDF	pg/g	96.15	7.934	668.6	1363.98	30.842	697.6	32.493	< 0.217 U	860.35	311.81	65.613	216.34	451.22	110.667	360.22	1350.13
Total PCDD/F TEQ (Bird)	RA-TEQ-B-DF	pg/g	48.1287	4.77013	244.731	370.542	11.49221	213.789	11.51544	1.012533	246.954	103.0101	32.1195	68.7965	150.946	38.99	122.209	340.252
Total PCDD/F TEQ (Fish)	RA-TEQ-F-DF	pg/g	40.0132	3.70453	167.236	231.127	7.24226	141.238	6.86554	0.974093	146.494	55.2866	14.8285	40.958	91.604	21.693	85.754	204.427
Total PCDD/F TEQ (Mammal)	RA-TEQ-M-DF	pg/g	4.33956	207.254	268.802	8.56422	175.78	8.23692	0.901489	170.514	63.465	16.8575	48.6274	115.285	26.0904	107.602	247.708	28.063
PCB Congeners																		
PCB-001	2051-60-7	ng/g	7.09 J	0.977 J	15.8	5.79	< 0.0336 U	11.1	0.351	< 0.0334 U	7.34	0.438	< 0.033 U	6.81	3	0.513	46.5 J	17.5
PCB-002	2051-61-8	ng/g	< 0.0474 U	< 0.0446 U	< 0.0473 U	< 0.0478 U	< 0.0471 U	1.12	< 0.0461 U	< 0.0468 U	< 0.0478 U	< 0.0477 U	< 0.0462 U	< 0.0477 U	< 0.0476 U	< 0.0476 U	1.14	2.65
PCB-003	2051-62-9	ng/g	3.49 J	0.576 J	8.81	7.41	< 0.0484 U	7.43	< 0.0475 U	< 0.0481 U	4.29	0.433	< 0.0476 U	4.53	2.1	0.365	22.6	14.1
PCB-004/010	PCB-4/10	ng/g	15.3	1.92	51.2 J	68.6 J	2.12	53.4 J	2.28	< 0.084 U	60.5 J	4.71	0.746	20	20.2	3.07	101 J	97.2 J
PCB-005/008	PCB-5/8	ng/g	12.8	2.91	62.8 J	107 J	5.04	62.8 J	3.81	0.409	59.8 J	8.96 J	1.26 J	26.5 J	31.8 J	5.83 J	94.5 J	230 J
PCB-006	25569-80-6	ng/g	3.85 J	1.01 J	16.6	65.6 J	2.21	29.5	1.94	0.319	13.6 J	1.7 J	0.329 J	5.51 J	9.94 J	2.02 J	19.1 J	141 J
PCB-007/009	PCB-7/9	ng/g	0.665	< 0.0811 U	2.87	6.39	< 0.0855 U	3.73	0.258	< 0.085 U	3.79	0.544	< 0.084 U	1.14	1.78	0.383	3.16	12.8
PCB-011	2050-67-1	ng/g	1.46	< 0.0422 U	6.62	25.3	0.747	18.5	1.02	< 0.0442 U	5.34	0.486	< 0.0437 U	2.02	3.91	0.71	4.96	25.5
PCB-012/013	PCB-12/13	ng/g	3.26 J	0.415 J	26.7	88 J	2.13	76.8 J	3.75	< 0.11 U	23.8 J	2.27 J	0.397 J	8.87 J	16.4 J	2.6 J	16.6 J	113 J
PCB-014	34883-41-5	ng/g	< 0.0438 U	< 0.0413 U	< 0.0438 U	< 0.0442 U	< 0.0435 U	< 0.0428 U	< 0.0427 U	< 0.0433 U	< 0.0443 U	< 0.0441 U	< 0.0428 U	< 0.0442 U	< 0.0441 U	< 0.044 U	< 0.0445 U	< 0.0443 U
PCB-015	2050-68-2	ng/g	26.9	3.43	325 J	884 J	15.9	654 J	29.8	2.75	497 J	63.2 J	7.73 J	122 J	245 J	35.4 J	130 J	1000 J
PCB-016/032	PCB-16/32	ng/g	23	5.52	776 J	3130 J	56.3 J	1370 J	64.7 J	6.97	810 J	154 J	16 J	45.1 J	451 J	62.4 J	118 J	3720 J
PCB-017	37680-66-3	ng/g	13.3	2.77	300 J	1610 J	28.1	629 J	29.2	3.37	480 J	69.7 J	8.49 J	27.5 J	212 J	28.6 J	64.9 J	2360 J
PCB-018	37680-65-2	ng/g	12.9	3.29	274 J	1860 J	33.3	1070 J	45.1 J	4.95	534 J	117 J	12.7 J	32.7 J	234 J	34.8 J	46.7 J	2250 J
PCB-019	38444-73-4	ng/g	7.49	1.79	130 J	498 J	8.7	252 J	12.1	1.11	104 J	15.5 J	2.17 J	7.67 J	41.3 J	5.77 J	45.8 J	514 J
PCB-020/021/033	PCB-20/21/33	ng/g	7.53	2.17	197 J	676 J	14.5	336 J	17.3	1.58	218 J	53.5 J	6.63 J	22.3 J	158 J	33.6 J	17.8 J	879 J
PCB-022	38444-85-8	ng/g	6.78	1.35	335 J	821 J	16.1	522 J	25.7	2.12	474 J	82.3 J	8.57 J	30.9 J	170 J	24.5 J	19.3 J	1380 J
PCB-023/034	PCB-23/34	ng/g	0.455	< 0.0771 U	7.49	42.7 J	0.734	24.3	1.13	< 0.0807 U	11.9	2.02	< 0.0798 U	0.992	6.46	0.907	2.52	49.9 J
PCB-024/027	PCB-24/27	ng/g	7.02 J	1.33 J	108 J	399 J	7.08	235 J	10.8	1.13	194 J	26.4 J	3.23 J	8.45 J	66.6 J	9.42 J	39.2 J	501 J
PCB-025	55712-37-3	ng/g	8	1.39	189 J	1340 J	23.2	684 J	33.3	3.27	311 J	37 J	4.57 J	24.3 J	135 J	21.6 J	40.1 J	1350 J
PCB-026	38444-81-4	ng/g	16.2	2.54	402 J	2730 J	48.4 J	1250 J	60.8 J	6.05	307 J	50 J	6.04 J	42 J	270 J	42.4 J	77.9 J	2750 J
PCB-028	7012-37-5	ng/g	38.1	7.81	2030 J	7090 J	135 J	4010 J	188 J	17.3	4650 J	674 J	72.4 J	291 J	1620 J	231 J	129 J	8650 J
PCB-029	15862-07-4	ng/g	< 0.0574 U	< 0.0541 U	< 0.0574 U	0.786	< 0.057 U	< 0.056 U	< 0.0559 U	< 0.0567 U	< 0.058 U	< 0.0578 U	< 0.056 U	< 0.0578 U	< 0.0577 U	< 0.0577 U	< 0.0583 U	< 0.058 U
PCB-030	35693-92-6	ng/g	< 0.0572 U	< 0.0539 U	< 0.0572 U	2.53	< 0.0568 U	1.49	< 0.0557 U	< 0.0565 U	0.577	< 0.0576 U	< 0.0558 U	< 0.0576 U	0.42	< 0.0575 U	< 0.0581 U	2.36
PCB-031	16606-02-3	ng/g	33.2	4.79	456 J	2600 J	44.7 J	1390 J	57.1 J	5.31	1410 J	254 J	25.2 J	123 J	449 J	74.2 J	130 J	3400 J
PCB-035	37680-69-6	ng/g	< 0.0537 U	< 0.0506 U	17.1 J	49.2 J	0.715 J	21.1 J	0.637 J	< 0.053 UJ	23.7 J+	4.57 J+	< 0.0524 U	4.23 J+	17.4 J+	4.29 J+	5.96 J+	70.3 J
PCB-036	38444-87-0	ng/g	< 0.0425 U	< 0.04 U	< 0.0424 U	< 0.0428 U	< 0.0422 U	< 0.0414 U	< 0.0414 U	< 0.0419 U	< 0.0429 U	< 0.0427 U	< 0.0414 U	< 0.0428 U	< 0.0427 U	< 0.0426 U	< 0.0431 U	< 0.0429 U
PCB-037	38444-90-5	ng/g	12.2	1.51	480 J	1060 J	20.4	691 J	28.8	2.43	722 J	132 J	13.4 J	146 J	460 J	62.4 J	36.4 J	1340 J
PCB-038	53555-66-1	ng/g	< 0.0637 U	< 0.06 U	< 0.0636 U	< 0.0642 U	< 0.0633 U	< 0.0622 U	< 0.062 U	< 0.0629 U	< 0.0643 U	< 0.0641 U	< 0.0621 U	< 0.0642 U	< 0.0641 U	< 0.064 U	< 0.0647 U	< 0.0644 U
PCB-039	38444-88-1	ng/g	< 0.0411 U	< 0.0387 U	3.62	13.6	< 0.0408 U	8.91	0.443	< 0.0406 U	4.88	< 0.0414 U	< 0.0401 U	0.784	2.74	< 0.0413 U	1.37	16.8
PCB-040	38444-93-8	ng/g	6.89 J	1.77 J	194 J	909 J	16.8	373 J	17.7	1.56	273 J	90.3 J	7.54 J	10.4 J	179 J	27.5 J	13 J	994 J
PCB-041/064	PCB-41/64	ng/g	21.1 J	3.89 J	846 J	2850 J	49.8 J	1360 J	61.5 J	5.81	1170 J	355 J	26.8 J	76.3 J	703 J	110 J	96.4 J	2640 J
PCB-042	36559-22-5	ng/g	20.6 J	4.45 J	521 J	2150 J	39.6 J	938 J	42.8 J	3.74	793 J	234 J	18.6 J	42.9 J	527 J	86.1 J	61.3 J	2210 J
PCB-043/049	PCB-43/49	ng/g	78 J	14 J	1520 J	6320 J	110 J	3010 J	132 J	12.1	2640 J	732 J	57.8 J	184 J	1610 J	258 J	298 J	6520 J
PCB-044	41464-39-5	ng/g	41.3 J	9.92 J	1230 J	5560 J	99.7 J	2490 J	114 J	10.6	1970 J	662 J	52.5 J	95.6 J	1290 J	204 J	121 J	5840 J
PCB-045	70362-45-7	ng/g	6.47 J	1.85 J	246 J	971 J	17.5	456 J	21.6	2.08	305 J	101 J	9.79 J	12 J	220 J	33.8 J	22.1 J	1100 J
PCB-046	41464-47-5	ng/g	3.1 J	0.775 J	78 J	356 J	6.59	147 J	7.37	0.749	96.8 J	36.4	3.29	3.32	65.6 J	10.6	7.21	411 J
PCB-047/048/075	PCB-47/48/75	ng/g	67.6 J	11.8	960 J	3300 J	56.9 J	1710 J	70.6 J	6.17	2130 J	574 J	52.3 J	137 J	1050 J	164 J	244 J	3520 J
PCB-050	62796-65-0	ng/g	0.524	< 0.053 U	6.16	25.1	0.548	12.3	0.784	< 0.0555 U	9.55	1.72	< 0.0549 U	0.419	5.2	0.81	1.96	27.3
PCB-051	68194-04-7	ng/g	5.76	1.11	99.5 J	405 J	7.2	185 J	8.98	0.741	188 J	40.2 J	3.82	6.08	99.8 J	15.3	24.7	483 J
PCB-052/073	PCB-52/73	ng/g	71.3 J	14.5 J	1620 J	6740 J	119 J	3220 J	141 J	13.1	2660 J	927 J	75.9 J	169 J	1660 J	268 J	278 J	6980 J
PCB-053	41464-41-9	ng/g	13.9	2.79	275 J	1130 J	19.7	573 J	26.5	2.54	603 J	163 J	16.5 J	20.3 J	287 J	45.6 J	67.2 J	1330 J
PCB-054	15968-05-5	ng/g	0.644	< 0.0445 U	6.84	24.6	0.477	12.1	0.553	< 0.0466 U	11.1	2.16	0.342	0.416	5.1	0.844	3.57	29.9
PCB-055	74338-24-2	ng/g	< 0.0782 U	< 0.0737 U	16.6	32.6	0.707	26.8	1.15	< 0.0772 U	38.9	6.49	0.629	2.79	20	2.6	0.44	35.5

Table 12
Phase 2 Reach Floodplain Soil Analytical Results
Phase 2 Data Evaluation Summary Memorandum
Lower Neponset River
Boston and Milton, Massachusetts

Analyte	CAS Number	Units	24D-0083 24D-0083-AS 7/9/2024 N 0 - 1 ft	24D-0083 24D-0083-BS 7/9/2024 N 1 - 1.6 ft	24D-0084 24D-0084-AS 7/9/2024 N 0 - 1 ft	24D-0084 24D-0084-BS 7/9/2024 N 1 - 2 ft	24D-0084 24D-0084-CS 7/9/2024 N 2 - 3 ft	24D-0085 24D-0085-AS 7/9/2024 N 0 - 1 ft	24D-0085 24D-0085-BS 7/9/2024 N 1 - 2 ft	24D-0085 24D-0085-CS 7/9/2024 N 2 - 2.6 ft	24D-0086 24D-0086-AS 7/1/2024 N 0 - 1 ft	24D-0086 24D-0086-BS 7/1/2024 N 1 - 2 ft	24D-0086 24D-0086-CS 7/1/2024 N 2 - 2.1 ft	24D-0087 24D-0087-AS 7/1/2024 N 0 - 1 ft	24D-0087 24D-0087-BS 7/1/2024 N 1 - 2 ft	24D-0087 24D-0087-CS 7/1/2024 N 2 - 2.2 ft	24D-0088 24D-0088-AS 7/1/2024 N 0 - 1 ft	24D-0088 24D-0088-BS 7/1/2024 N 1 - 2 ft
PCB-056/060	PCB-56/60	ng/g	16.4 J	3.28 J	710 J	1600 J	26.2	852 J	31.6	2.84	1550 J	425 J	31.6 J	152 J	870 J	132 J	45.3 J	1640 J
PCB-057	70424-67-8	ng/g	0.936	< 0.0393 U	16.7	70.3 J	1.21	39.1 J	1.66	0.195	27.7	4.93	0.553	2.19	15.4	2.48	4.02	61.7 J
PCB-058	41464-49-7	ng/g	< 0.0527 U	< 0.0496 U	5.15 J	19.5 J	0.453 J	7.06 J	< 0.0513 UJ	< 0.052 UJ	7.24	2.08	0.355	0.701	4.5	0.73	1.22	15.5
PCB-059	74472-33-6	ng/g	3.2	0.625	117 J	400 J	6.68	198 J	9.03	0.918	167 J	43 J	3.73	8.49	102 J	15.4	11.1	356 J
PCB-061/074	PCB-61/74	ng/g	17.3 J	2.56 J	650 J	1870 J	31.8	942 J	38.5 J	3.18	1520 J	333 J	29.2	139 J	706 J	104 J	52.5 J	1680 J
PCB-062	54230-22-7	ng/g	< 0.0476 U	< 0.0448 U	< 0.0475 U	< 0.048 U	< 0.0473 U	< 0.0464 U	< 0.0463 U	< 0.047 U	< 0.048 U	< 0.0479 U	< 0.0464 U	< 0.0479 U	< 0.0478 U	< 0.0478 U	< 0.0483 U	< 0.0481 U
PCB-063	74472-34-7	ng/g	3.67 J	0.643 J	76.4 J	263 J	4.61	151 J	6.88	0.621	158 J	32.9	3.13	16.1	71.8 J	11.2	16.2	253 J
PCB-065	33284-54-7	ng/g	< 0.0664 U	< 0.0626 U	0.439	1.98	< 0.066 U	1.06	< 0.0647 U	< 0.0656 U	2.47	< 0.0669 U	< 0.0648 U	< 0.0669 U	< 0.0668 U	< 0.0667 U	< 0.0675 U	2.37
PCB-066/080	PCB-66/80	ng/g	43.2 J	7.97 J	1230 J	3490 J	59.9 J	1640 J	60.8 J	5.29	2490 J	760 J	56.6 J	314 J	1500 J	240 J	130 J	3370 J
PCB-067	73575-53-8	ng/g	1.13 J	0.217 J	54 J	153 J	2.54	68.2 J	2.91	0.302	105 J	20.4	1.77	8.38	58 J	8.12	3.58	126 J
PCB-068	73575-52-7	ng/g	2.03	< 0.0663 U	14.5	24.8	< 0.0699 U	25.1	1.26	< 0.0695 U	< 0.0711 U	5.95	0.943	2.9	9.17	2.36	5.88	< 0.0712 U
PCB-069	60233-24-1	ng/g	< 0.0527 U	< 0.0496 U	3.78	12.1	< 0.0523 U	7.51	< 0.0513 U	< 0.052 U	7.92	1.58	< 0.0514 U	< 0.0531 U	3.43	0.58	1.28	12.5
PCB-070	32598-11-1	ng/g	39.2 J	7.53 J	1240 J	3100 J	52.5 J	1470 J	53.2 J	4.85	2560 J	885 J	65.9 J	276 J	1520 J	243 J	124 J	3200 J
PCB-071	41464-46-4	ng/g	17.7	3.58	407 J	1740 J	31	758 J	34	3.67	645 J	204 J	15.5 J	29 J	446 J	70.2 J	62.7 J	1590 J
PCB-072	41464-42-0	ng/g	2.2	0.32	22.1	71.9 J	1.3	37.5	1.62	< 0.0538 U	29.8	6.95	0.71	3.68	15.3	2.68	10.2	57.3 J
PCB-076	70362-48-0	ng/g	< 0.0778 U	< 0.0734 U	< 0.0778 U	< 0.0785 U	< 0.0773 U	< 0.076 U	< 0.0758 U	< 0.0769 U	< 0.0786 U	< 0.0784 U	< 0.076 U	< 0.0784 U	< 0.0783 U	< 0.0782 U	< 0.079 U	< 0.0787 U
PCB-077	32598-13-3	ng/g	5.68 J	1.04 J	163 J	396 J	8.8 J+	216 J	9.52 J+	0.909 J+	271 J	76.7 J	7.6 J+	57.1 J	169 J	28.5 J+	18.8 J+	415 J
PCB-078	70362-49-1	ng/g	< 0.081 U	< 0.0763 U	< 0.0809 U	< 0.0817 U	< 0.0805 U	< 0.079 U	< 0.0789 U	< 0.08 U	< 0.0818 U	< 0.0815 U	< 0.079 U	< 0.0816 U	< 0.0815 U	< 0.0813 U	< 0.0822 U	< 0.0819 U
PCB-079	41464-48-6	ng/g	< 0.0454 U	< 0.0428 U	< 0.0454 U	< 0.0458 U	< 0.0451 U	< 0.0443 U	< 0.0442 U	< 0.0448 U	< 0.0458 U	< 0.0457 U	< 0.0443 U	< 0.0457 U	< 0.0457 U	< 0.0456 U	< 0.0461 U	< 0.0459 U
PCB-081	70362-50-4	ng/g	0.509 J	< 0.0678 UJ	12.2 J	31.3 J	0.83 J	17.8 J	0.83 J	< 0.071 UJ	25.1 J+	7.96 J+	1.05 J+	3.98 J+	13.9 J+	2.49 J+	1.42 J+	35.4 J+
PCB-082	52663-62-4	ng/g	4.56 J	0.801 J	99 J	342 J	6.67	150 J	6.67	0.631	168 J	66.3 J	6.23	17.5	103 J	18.4	14.8	359 J
PCB-083/109	PCB-83/109	ng/g	2.86 J	0.499 J	44.4 J	162 J	3.31	69.7 J	2.94	0.326	73.3 J	24.7	2.82	7.53	40.1 J	7.19	11	153 J
PCB-084	52663-60-2	ng/g	9.48 J	1.95 J	176 J	743 J	13.7	287 J	12.8	1.3	275 J	116 J	13.6 J	19 J	170 J	31.8 J	35.9 J	716 J
PCB-085/120	PCB-85/120	ng/g	11.4 J	2.03 J	185 J	477 J	11.7	272 J	12.2	1.11	319 J	127 J	15.5	53.6 J	191 J	35	34.9	491 J
PCB-086/097	PCB-86/97	ng/g	11.2 J	1.99 J	209 J	718 J	13.8	294 J	12.3	1.21	389 J	145 J	13.8 J	46.6 J	217 J	38.9 J	38.6 J	710 J
PCB-087/115/116	PCB-87/115/116	ng/g	15.8 J	2.61 J	302 J	977 J	18.4	466 J	19	1.66	560 J	205 J	20.8	72.1 J	316 J	55.3 J	60.1 J	1060 J
PCB-088/121	PCB-88/121	ng/g	< 0.157 U	< 0.148 U	3.79	9.64	< 0.156 U	5.45	< 0.153 U	< 0.155 U	6.18	2.29	0.446	< 0.158 U	3.96	0.697	< 0.159 U	12.5
PCB-089/090/101	PCB-89/90/101	ng/g	33.2 J	5.64 J	539 J	1750 J	31.3	741 J	28.9	2.68	999 J	362 J	40.6 J	131 J	529 J	94 J	127 J	1750 J
PCB-091	68194-05-8	ng/g	10.9 J	1.93 J	156 J	557 J	10.2	236 J	10.6	0.944	247 J	86.7 J	11 J	27.4 J	141 J	26.5 J	44.9 J	535 J
PCB-092	52663-61-3	ng/g	9.72 J	1.54 J	120 J	383 J	7.12	177 J	7.64	0.537	188 J	60.9 J	7.69 J	25.2 J	97.9 J	17.7 J	41.3 J	363 J
PCB-093/095	PCB-93/95	ng/g	25.8 J	4.68 J	477 J	1740 J	31.6	732 J	32	2.89	759 J	283 J	35.1	75 J	439 J	83.8 J	116 J	1690 J
PCB-094	73575-55-0	ng/g	1.21 J	< 0.0441 UJ	9.87 J	34.1 J	0.653 J	15.3 J	0.667 J	< 0.0462 UJ	18	5.32	0.721	1.53	8.9	1.72	4.62	33.7
PCB-096	73575-54-9	ng/g	0.688 J	0.185 J	12.1	52.5 J	0.987	19	0.976	< 0.0594 U	19	8.16	1.12	1.04	12.9	2.56	2.62	47.7 J
PCB-098/102	PCB-98/102	ng/g	3.03 J	0.621 J	47.2 J	193 J	3.57	81.4 J	3.73	0.434	90.4 J	31	3.84	6.85	49.5 J	9.15	12.6	187 J
PCB-099	38380-01-7	ng/g	23 J	3.63 J	363 J	1160 J	20.6	486 J	19.2	1.78	674 J	231 J	27.5 J	98.8 J	341 J	60.7 J	80.9 J	1130 J
PCB-100	39485-83-1	ng/g	0.996 J	< 0.0541 UJ	5.83 J	16.3 J	0.346 J	8.31 J	0.422 J	< 0.0567 UJ	9.52	2.53	0.428	1.19	4.42	0.804	4.33	15.8
PCB-103	60145-21-3	ng/g	0.809 J	< 0.0546 UJ	7.86	28.3	0.412	12.8	0.524	< 0.0572 U	14.1	3.78	0.453	1.5	6.97	1.2	4.09	26.8
PCB-104	56558-16-8	ng/g	< 0.0444 U	< 0.0419 U	0.283	0.662	< 0.0441 U	0.265	< 0.0433 U	< 0.0439 U	0.39	< 0.0447 U	< 0.0433 U	< 0.0448 U	0.185 J	< 0.0446 U	0.304	0.681
PCB-105/127	PCB-105/127	ng/g	11.6 J	1.91 J	254 J	801 J	13.7	402 J	15.1	1.27	629 J	201 J	14.4	106 J	306 J	47.7 J	40 J	776 J
PCB-106/118	PCB-106/118	ng/g	30.3 J	4.74 J	537 J	1730 J	29.9	729 J	28	2.45	1080 J	358 J	29.6	181 J	538 J	88.7 J	109 J	1590 J
PCB-107/108	PCB-107/108	ng/g	3.27 J	0.496 J	47.4 J	161 J	2.76	66.3 J	2.74	< 0.124 U	92.2 J	29.4	2.79	15.9	45.7 J	8	10.8	146 J
PCB-110	38380-03-9	ng/g	50.1 J	8.65 J	779 J	2690 J	51.4 J	1130 J	48.5 J	4.68	1250 J	448 J	48.3 J	165 J	673 J	121 J	193 J	2400 J
PCB-111/117	PCB-111/117	ng/g	< 0.283 U	< 0.267 U	< 0.283 U	< 0.285 U	< 0.281 U	< 0.276 U	< 0.276 U	< 0.279 U	< 0.286 UJ	< 0.285 UJ	< 0.276 UJ	< 0.285 UJ	< 0.285 UJ	< 0.284 UJ	< 0.287 UJ	< 0.286 UJ
PCB-112	74472-36-9	ng/g	< 0.0572 U	< 0.0539 U	3.67	12.4	0.374	5.5	0.247	< 0.0565 U	6.64	1.71	0.329	0.648	3.49	0.664	1.02	11.5
PCB-113	68194-10-5	ng/g	< 0.0474 U	< 0.0446 U	4.15	14.4	< 0.0471 U	6.9	0.372	< 0.0468 U	5.85	1.46	< 0.0462 U	0.84	3	< 0.0476 U	1.63	12.2
PCB-114	74472-37-0	ng/g	0.895 J	< 0.0695 UJ	19.3	56.1 J	1.06	29.9	1.16	< 0.0728 U	47.8 J	13.8	1.27	6.12	22.6	3.29	2.78	58.2 J
PCB-119	56558-17-9	ng/g	2.28 J	0.282 J	25.8	83.6 J	1.56	38.3	1.78	< 0.0561 U	42.5 J	12.1	1.31	6.15	20.5	3.54	9.22	73 J
PCB-122	76842-07-4	ng/g	0.581 J	< 0.0767 UJ	10.7 J	27 J	0.592 J	13.4 J	0.568 J	< 0.0803 UJ	21	7.7	0.925	3.11	11.5	1.72	2.06	29.3
PCB-123	65510-44-3	ng/g	1.25 J	0.264 J	20 J+	52.9 J	1.11 J+	25.3 J+	0.961 J+	< 0.0623 U	36.6 J+	12.7 J+	1.78 J+	6.48 J+	18.5 J+	3.19 J+	4.08 J+	53 J
PCB-124	70424-70-3	ng/g	1.32 J	< 0.0333 UJ	22.2	55.2 J	1.09	27.3	1.05	< 0.0349 U	43.3 J	15.9	1.85	7.01	21.4	3.58	4.45	57.5 J
PCB-125	74472-39-2	ng/g	< 0.0432 U	< 0.0408 U	5.64	10.3	< 0.043 U	6.07	0.318	< 0.0427 U	6.95	2.71	0.454	0.688	3.37	0.719	0.644	9.56
PCB-126	57465-28-8	ng/g	< 0.0507 U	< 0.0478 U	4.87 J+	11.6 J+	< 0.0504 U	6.04 J+	< 0.0494 U	< 0.0501 U	8.71 J+	2.32 J+	< 0.0495 U	1.84 J+	4.42 J+	0.731 J+	< 0.0515 U	12.3 J+
PCB-128	38380-07-3	ng/g	5.37 J	0.736 J	63.5 J	148 J	3.08	76.3 J	3.54	0.331	92 J	27.9	3.52	19	42.3 J	7.73	23	142 J
PCB-129	55215-18-4	ng/g	1.01 J	< 0.0911 UJ	15.4	38.5	0.932	18.4	0.844	< 0.0955 U	24.6	8.09	0.851	3.98	11.9	2.13	4.89	38.2
PCB-130	52663-66-8	ng/g	1.77 J	0.391 J	21.4	53.9 J	1.29	27	1.13	< 0.0943 U	31.4	9.11	1.33	6.24	14.7	2.83	8.42	49.6 J
PCB-131/142	PCB-131/142	ng/g	0.442 J	< 0.0202 UJ	4.25	10.6	0.228	5.23	0.328	< 0.0212 U	7.12	2.09	0.317	1	3.28	0.56	1.49	11.8
PCB-132/168	PCB-132/168	ng/g	7.72 J	1.14 J	103 J	268 J	5.32	129 J	5.35	0.418	142 J	44.6 J	5.63	23.9	69.8 J	12.7	37.9	246 J
PCB-133	35694-04-3	ng/g	0.765 J	0.135 J	4.91	11.3	0.232	5.91	0.282	< 0.101 U	6.55	1.75	0.265	1.45	2.83	0.614	2.85	9.71
PCB-134	52704-70-8	ng/g	1.27 J	0.233 J	16.2	40.5 J	0.741	20.1	0.861	< 0.134 U	22.1	6.95	0.806	3.68	10.8	2	6.36	37.9
PCB-135/144	PCB-135/144	ng/g	3.5 J	0.553 J	43.1 J	113 J	1.97	55.4 J	2.36	0.207	62.5 J	18.5	2.4	10.4	29.2	5.41	16.8	106 J
PCB-136	38411-22-2	ng/g	2.23 J	0.362 J	32.7	90.4 J	1.58	42 J	1.72	0.215	45.3 J	14.8	1.94	6.66	22.5	4.17	12.3	84.8 J
PCB-137	35694-06-5	ng/g	1.57 J	0.25 J	20.7 J	49.9 J	1.01 J	25.1 J	1.21 J	< 0.128 UJ	33.3	9.99	1.29	5.78	15.1	2.68	7.36	49.9 J
PCB-138/163/164	PCB-138/163/164	ng/g	26.3 J	3.66 J	342 J	742 J	14.2	365 J	15.2	1.28	463 J	139 J	17.9	94.9 J	216 J	38.9	124 J	668 J
PCB-139/149	PCB-139/149	ng/g	15.2 J	2.27 J	195 J	501 J	9.6	242 J	9.49	0.82	279 J	82.4 J	10.7	49.3 J	129 J	23.7	74.1 J	465 J
PCB-140	59291-64-4	ng/g	< 0.0629 UJ	< 0.0593 UJ	1.99	5.15	< 0.0625 U	2.46	< 0.0613 U	< 0.0621 U	2.69	0.864	< 0.0614 U	0.498	1.15	0.303	0.913	4.14
PCB-141	52712-04-6	ng/g	3.29 J	0.492 J	48.4 J	118 J	2.47 J	56.4 J	2.12 J	< 0.117 UJ	77.8 J	24.7 J	3.05 J	13 J	36.7 J	6.74 J	16 J	116 J
PCB-143	68194-15-0	ng/g	< 0.0633 U	< 0.0596 U	1.24	4.29	< 0.0629 U	1.88	< 0.0617 U	< 0.0625 U	3.11	0.863	< 0.0618 U	0.43	1.24	0.211	0.493	3.5
PCB-145	74472-40-5	ng/g	< 0.079 U	< 0.0745 U	0.25	0.935	< 0.0785 U	0.372	< 0.077 U	< 0.078 U	0.381	0.141 J	< 0.0771 U	< 0.0796 U	0.19 J	< 0.0794 U	0.178 J	0.751
PCB-146	51908-16-8	ng/g	3.17 J	0.456 J	33.1	80.8 J	1.66	40 J	1.65	0.177 J	46.4 J	13.1	1.7	9.18	20.7	3.98	14.4	73.3 J
PCB-147	68194-13-8	ng/g	1.37 J	0.207 J	8.88	18.8	0.501	10.7	0.492	< 0.0755 U	11.8	3.17	0.43	2.51	5.23	1.02	5.51	17.6
PCB-148	74472-41-6	ng/g	< 0.0682 U	< 0.0643 U	0.543	1.23	< 0.0678 U	0.552	< 0.0664 U	< 0.0673 U	0.556	0.158 J	< 0.0666 U	< 0.0687 U	0.282	< 0.0685 U	0.4	0.908
PCB-150	68194-08-1	ng/g	< 0.0782 U	< 0.0737 U	0.578	1.17	< 0.0777 U	0.627	< 0.0762 U	< 0.0772 U	0.709	0.16 J	< 0.0763 U	0.117 J	0.325	< 0.0786 U	0.427	1.04
PCB-151	52663-63-5	ng/g	3.83 J	0.595 J	45.3 J	120 J	2.15	55.9 J	2.33	0.286	64.8 J	19.2	2.58	11	30.9	5.68	18.7	111 J
PCB-152	68194-09-2	ng/g	< 0.0865 U	< 0.0815 U	0.732	1.99	< 0.0859 U	0.997	< 0.0843 U	< 0.0854 U	1.21	0.319	< 0.0844 U	0.2	0.543	0.113 J	0.519	1.81

Table 12
Phase 2 Reach Floodplain Soil Analytical Results
Phase 2 Data Evaluation Summary Memorandum
Lower Neponset River
Boston and Milton, Massachusetts

Analyte	CAS Number	Units	24D-0083 24D-0083-AS 7/9/2024 N 0 - 1 ft	24D-0083 24D-0083-BS 7/9/2024 N 1 - 1.6 ft	24D-0084 24D-0084-AS 7/9/2024 N 0 - 1 ft	24D-0084 24D-0084-BS 7/9/2024 N 1 - 2 ft	24D-0084 24D-0084-CS 7/9/2024 N 2 - 3 ft	24D-0085 24D-0085-AS 7/9/2024 N 0 - 1 ft	24D-0085 24D-0085-BS 7/9/2024 N 1 - 2 ft	24D-0085 24D-0085-CS 7/9/2024 N 2 - 2.6 ft	24D-0086 24D-0086-AS 7/1/2024 N 0 - 1 ft	24D-0086 24D-0086-BS 7/1/2024 N 1 - 2 ft	24D-0086 24D-0086-CS 7/1/2024 N 2 - 2.1 ft	24D-0087 24D-0087-AS 7/1/2024 N 0 - 1 ft	24D-0087 24D-0087-BS 7/1/2024 N 1 - 2 ft	24D-0087 24D-0087-CS 7/1/2024 N 2 - 2.2 ft	24D-0088 24D-0088-AS 7/1/2024 N 0 - 1 ft	24D-0088 24D-0088-BS 7/1/2024 N 1 - 2 ft
PCB-153	35065-27-1	ng/g	16.2 J	2.41 J	201 J	469 J	9.14	230 J	8.97	0.809	294 J	85.2 J	11.1	57.6 J	130 J	23.8	76.2 J	437 J
PCB-154	60145-22-4	ng/g	0.702 J	< 0.047 UJ	4.42	9.79	< 0.0496 U	5.25	0.252	< 0.0493 U	5.59	1.31	0.196	1.09	2.28	0.396	2.8	8.36
PCB-155	33979-03-2	ng/g	< 0.0421 U	< 0.0396 U	< 0.042 U	< 0.0424 U	< 0.0418 U	< 0.0411 U	< 0.041 U	< 0.0415 U	< 0.0425 U	< 0.0423 U	< 0.041 U	< 0.0424 U	< 0.0423 U	< 0.0423 U	< 0.0427 U	< 0.0425 U
PCB-156	38380-08-4	ng/g	1.98 J	0.34 J	32.7 J	86.4 J	1.72 J	43 J	1.49 J	< 0.0602 UJ	60.5 J	16.7 J	1.89 J	11.3 J	25.2 J	4.24 J	10.8 J	83.1 J
PCB-157	69782-90-7	ng/g	0.95 J	< 0.055 UJ	9.73 J	23.2 J	0.489 J	11.3 J	0.555 J	< 0.0576 UJ	15.5 J+	4.59 J+	0.653 J+	3.27 J+	6.57 J+	1.08 J+	3.61 J+	21.8 J+
PCB-158/160	PCB-158/160	ng/g	2.2 J	0.362 J	32.9	80.3 J	1.57	40.2 J	1.55	0.225	52.1 J	15.4	1.8	8.99	23.2	4.11	11.3	78.6 J
PCB-159	39635-35-3	ng/g	< 0.0694 U	< 0.0654 U	1.25	3.71	< 0.0689 U	1.61	< 0.0676 U	< 0.0685 U	2.33	1.02	< 0.0677 U	0.623	1.15	< 0.0697 U	< 0.0705 U	3.1
PCB-161	74472-43-8	ng/g	< 0.0655 U	< 0.0617 U	< 0.0654 U	< 0.066 U	< 0.065 U	< 0.0639 U	< 0.0638 U	< 0.0646 U	< 0.0661 U	< 0.0659 U	< 0.0639 U	< 0.0659 U	< 0.0658 U	< 0.0657 U	< 0.0665 U	< 0.0662 U
PCB-162	39635-34-2	ng/g	< 0.067 UJ	< 0.0632 UJ	1.64	4.47	< 0.0666 U	1.81	< 0.0653 U	< 0.0662 U	2.77	0.843	< 0.0654 U	0.518	1.07	< 0.0673 U	< 0.0681 U	3.66
PCB-165	74472-46-1	ng/g	< 0.0938 U	< 0.0884 U	< 0.0937 U	0.7	< 0.0931 U	< 0.0915 U	< 0.0913 U	< 0.0926 U	< 0.0947 U	< 0.0944 U	< 0.0915 U	< 0.0945 U	< 0.0943 U	< 0.0942 U	< 0.0952 U	< 0.0948 U
PCB-166	41411-63-6	ng/g	< 0.0839 UJ	< 0.0791 UJ	1.73	3.96	< 0.0834 U	2.11	< 0.0818 U	< 0.0829 U	3.06	0.965	< 0.0819 U	0.513	1.32	< 0.0843 U	0.783	3.9
PCB-167	52663-72-6	ng/g	1.07 J	0.143 J	14.7	31.8	0.603	16.4	0.592	< 0.0567 U	21.2	5.98	0.715	4.05	9.73	1.45	5.31	30.1
PCB-169	32774-16-6	ng/g	< 0.0507 U	< 0.0478 U	< 0.0507 U	< 0.0511 U	< 0.0504 U	< 0.0495 U	< 0.0494 U	< 0.0501 U	< 0.0512 U	< 0.0511 U	< 0.0495 U	< 0.0511 U	< 0.051 U	< 0.0509 U	< 0.0515 U	< 0.0513 U
PCB-170/190	PCB-170/190	ng/g	4.75 J	0.725 J	56.9 J	148 J	2.92	66.5 J	2.71	< 0.291 U	91.1 J	26.1	3.3	17.5	38.7	6.67	20.8	133 J
PCB-171	52663-71-5	ng/g	1.18 J	0.191 J	14.4	35	0.621	16.8	0.757	< 0.065 U	21.4	6.38	0.697	3.96	9.31	1.55	5.42	32.5
PCB-172/192	PCB-172/192	ng/g	0.729 J	< 0.137 UJ	7.33	18	0.342	8.23	0.388	< 0.144 U	10.8	3.08	0.445	2.03	4.56	0.852	2.83	16.9
PCB-173	68194-16-1	ng/g	< 0.0886 U	< 0.0835 U	1.24	3.06	< 0.0881 U	1.45	< 0.0864 U	< 0.0875 U	1.78	< 0.0892 U	< 0.0865 U	0.334	0.721	< 0.089 U	0.593	2.83
PCB-174	38411-25-5	ng/g	3.86 J	0.686 J	48.9 J	123 J	2.25	56.7 J	2.36	< 0.103 U	73.1 J	21.6	2.68	14	33	5.75	16.8	112 J
PCB-175	40186-70-7	ng/g	0.179 J	< 0.0596 U	1.64	4.46	< 0.0629 U	2.03	< 0.0617 U	< 0.0625 U	2.48	0.744	< 0.0618 U	0.368	1.18	0.207	0.806	4.02
PCB-176	52663-65-7	ng/g	0.409 J	< 0.0643 UJ	4.99	13.8	0.237	6.22	0.256	< 0.0673 U	7.65	2.21	0.271	1.26	3.44	0.628	1.99	12.3
PCB-177	52663-70-4	ng/g	2.54 J	0.407 J	28.5	71.4 J	1.48	33.6	1.44	< 0.0873 U	41.9 J	12 J	1.54 J	8.68 J	18.7 J	3.22 J	10.8 J	64.2 J
PCB-178	52663-67-9	ng/g	0.916 J	0.188 J	10.2 J	24.4 J	0.527 J	12 J	0.571 J	< 0.0823 UJ	14.5	3.91	0.542	3.13	6.29	1.15	4.36	22
PCB-179	52663-64-6	ng/g	1.59 J	0.27 J	16.6	44.5 J	0.815	20.3	0.901	< 0.0605 U	24.5	7.03	0.942	4.82	11.2	2.05	6.48	39.1
PCB-180	35065-29-3	ng/g	8.37 J	1.19 J	98.8 J	257 J	4.95	115 J	4.92	0.453	157 J	45 J	5.67	28	68.2 J	11.8	35.1	236 J
PCB-181	74472-47-2	ng/g	< 0.0932 U	< 0.0878 U	< 0.0931 U	< 0.094 U	< 0.0926 U	< 0.0909 U	< 0.0908 U	< 0.092 U	< 0.0941 U	< 0.0938 U	< 0.0909 U	< 0.0939 U	< 0.0937 U	< 0.0936 U	< 0.0946 U	< 0.0942 U
PCB-182/187	PCB-182/187	ng/g	5 J	0.745 J	53.1 J	132 J	2.52	62 J	2.52	0.259	77.7 J	22	3	15.7	34.5	6.08	20.8	118 J
PCB-183	52663-69-1	ng/g	1.99 J	0.247 J	22.8	58.2 J	1.26	27	1.15	< 0.0708 U	34.2	9.97	1.38	5.79	15.5	2.65	8.37	54.4 J
PCB-184	74472-48-3	ng/g	< 0.0489 U	< 0.0461 U	< 0.0489 U	< 0.0494 U	< 0.0486 U	< 0.0478 U	< 0.0477 U	< 0.0483 U	< 0.0494 U	< 0.0493 U	< 0.0478 U	< 0.0493 U	< 0.0492 U	< 0.0492 U	< 0.0497 U	< 0.0495 U
PCB-185	52712-05-7	ng/g	0.524 J	< 0.0676 UJ	5.78 J	14.5 J	0.356 J	6.86 J	0.328 J	< 0.0708 UJ	8.84	2.61	0.419	1.74	4.16	0.629	2	13.2
PCB-186	74472-49-4	ng/g	< 0.0735 U	< 0.0693 U	< 0.0735 U	< 0.0741 U	< 0.073 U	< 0.0717 U	< 0.0716 U	< 0.0726 U	< 0.0742 U	< 0.074 U	< 0.0717 U	< 0.0741 U	< 0.0739 U	< 0.0738 U	< 0.0746 U	< 0.0743 U
PCB-188	74487-85-7	ng/g	< 0.0535 U	< 0.0504 U	0.122 J	0.17 J	< 0.0531 U	0.102 J	< 0.0521 U	< 0.0528 U	< 0.054 U	< 0.0538 U	< 0.0522 U	< 0.0539 U	< 0.0538 U	< 0.0537 U	< 0.0543 U	< 0.0541 U
PCB-189	39635-31-9	ng/g	< 0.055 UJ	< 0.0519 UJ	2.42 J+	6.57 J+	< 0.0547 U	3.12 J+	< 0.0536 U	< 0.0543 U	3.98 J+	1.2 J+	< 0.0537 U	0.947 J+	1.75 J+	0.277 J+	1.27 J+	6.1 J+
PCB-191	74472-50-7	ng/g	0.201 J	< 0.128 UJ	1.8	4.81	< 0.135 U	2.18	< 0.133 U	< 0.134 U	2.83	0.887	< 0.133 U	0.436	1.4	0.242	0.823	4.59
PCB-193	69782-91-8	ng/g	0.467 J	< 0.173 UJ	4.58	11.7	0.204	5.48	0.305	< 0.181 U	7.25	2.1	0.29	1.56	2.98	0.623	1.89	10.6
PCB-194	35694-08-7	ng/g	3.48 J	< 0.148 UJ	44.7 J	86.4 J	3.53	37.2	2.68	< 0.155 U	51.3 J	16.4 J	2.6 J	11 J	21.7 J	3.86 J	12.6 J	76 J
PCB-195	52663-78-2	ng/g	1.42 J	< 0.141 UJ	10.9 J	29.5 J	< 0.149 UJ	12.5 J	0.938 J	< 0.148 UJ	17.1	4.74	0.529	3.93	7.37	1.36	4.24	26.2
PCB-196/203	PCB-196/203	ng/g	2.89 J	0.631 J	32.6 J	83.7 J	1.76 J	39.6 J	1.69 J	< 0.13 UJ	49.6 J	13.6 J	2.1 J	10.1 J	22.2 J	3.77 J	12.6 J	75.4 J
PCB-197	33091-17-7	ng/g	< 0.0586 U	< 0.0552 U	0.853	2.49	< 0.0582 U	1.05	< 0.0571 U	< 0.0578 U	1.3	0.458	< 0.0572 U	0.304	0.651	< 0.0588 U	0.407	1.92
PCB-198	68194-17-2	ng/g	< 0.0995 U	< 0.0937 U	1.68	3.92	< 0.0988 U	1.86	< 0.0969 U	< 0.0982 U	2.53	0.866	< 0.0971 U	0.617	1.06	< 0.0999 U	0.802	3.6
PCB-199	52663-75-9	ng/g	3.02 J	0.555 J	28	70.6 J	1.55	33.7	1.62	< 0.0902 U	41.7 J	11.4	1.56	8.82	18.9	3.16	10.6	62.5 J
PCB-200	52663-73-7	ng/g	0.426 J	< 0.08 UJ	3.39	8.01	< 0.0844 U	3.87	< 0.0827 U	< 0.0838 U	4.81	1.3	< 0.0829 U	1.19	2.24	0.487	1.22	7.33
PCB-201	40186-71-8	ng/g	0.272 J	< 0.048 UJ	2.9	7.56	< 0.0506 U	3.55	< 0.0496 U	< 0.0503 U	4.31	1.19	< 0.0497 U	0.75	2.08	0.37	1.29	6.74
PCB-202	2136-99-4	ng/g	0.581 J	< 0.06 UJ	4.76	11.1	< 0.0633 U	5.87	0.311	< 0.0629 U	6.52 J	1.84 J	0.288 J	1.6 J	3.06 J	0.523 J	2.01 J	9.77 J
PCB-204	74472-52-9	ng/g	< 0.0985 U	< 0.0928 U	< 0.0984 U	< 0.0993 U	< 0.0978 U	< 0.0961 U	< 0.0959 U	< 0.0972 U	< 0.0994 U	< 0.0991 U	< 0.0961 U	< 0.0992 U	< 0.099 U	< 0.0989 U	< 0.1 U	< 0.0996 U
PCB-205	74472-53-0	ng/g	< 0.0544 U	< 0.0513 U	1.83	3.69	< 0.0541 U	1.71	< 0.053 U	< 0.0538 U	2.48	0.798	< 0.0531 U	0.669	1.11	< 0.0547 U	0.699	3.73
PCB-206	40186-72-9	ng/g	1.87 J	0.309 J	15.8	32.3	0.888	17.3	1.12	< 0.0516 U	21.7	6.2	1.29	4.63	9.88	1.83	7.96	29.1
PCB-207	52663-79-3	ng/g	< 0.069 U	< 0.065 U	1.79	3.63	< 0.0685 U	2.01	< 0.0672 U	< 0.0681 U	2.23	0.552	< 0.0673 U	0.453	1.1	0.281	0.898	2.79
PCB-208	52663-77-1	ng/g	0.504 J	< 0.065 UJ	5.21	8.25	< 0.0685 U	5.18	0.443	< 0.0681 U	5.94	1.63	0.504	1.25	2.71	0.498	2.28	7.43
PCB-209	2051-24-3	ng/g	1.42	0.214	8.96	12.3	0.442	8.01	0.559	< 0.0448 U	8.74	3.44	1.21	1.96	4.52	1.13	4.14	11
Total Decachlorobiphenyls	RA_Total_DECPCB	ng/g	1.42	0.214	8.96	12.3	0.442	8.01	0.559	< 0.0448 U	8.74	3.44	1.21	1.96	4.52	1.13	4.14	11
Total Dichlorobiphenyls	RA_Total_DIPCB	ng/g	64.235	9.685	491.79	1244.89	28.147	898.73	42.858	3.478	663.83	81.87	10.462	186.04	329.03	50.013	369.32	1619.5
Total Heptachlorobiphenyls	RA_Total_HEPPCB	ng/g	32.705	4.649	380.102	970.57	18.482	445.572	18.606	0.712	581.01	166.821	21.176	110.255	255.591	44.378	141.132	881.74
Total Hexachlorobiphenyls	RA_Total_HEXPCB	ng/g	101.909	14.735	1303.24	3132.8	60.486	1533.01	62.316	4.768	1875.38	559.863	71.063	351.179	865.19	156.547	487.813	2908.58
Total Monochlorobiphenyls	RA_Total_MONPCB	ng/g	10.58	1.553	24.61	13.2	< 0.0484 U	19.65	0.351	< 0.0481 U	11.63	0.871	< 0.0476 U	11.34	5.1	0.878	70.24	34.25
Total Nonachlorobiphenyls	RA_Total_NONPCB	ng/g	2.374	0.309	22.8	44.18	0.888	24.49	1.563	< 0.0681 U	29.87	8.382	1.794	6.333	13.69	2.609	11.138	39.32
Total Octachlorobiphenyls	RA_Total_OCTPCB	ng/g	12.089	1.186	131.613	306.97	6.84	140.91	7.239	< 0.155 U	181.65	52.592	7.077	38.98	80.371	13.53	46.468	273.19
Total Pentachlorobiphenyls	RA_Total_PENPCB	ng/g	266.249	44.448	4491.06	15049	277.914	6539.24	271.365	23.902	8079.44	2867.48	304.656	1086.63	4343.31	768.255	1012.65	14509.7
Total Tetrachlorobiphenyls	RA_Total_TETPCB	ng/g	490.343	94.62	12341.4	44017.2	772.345	20943.5	898.347	81.965	22454.6	6734.72	544.452	1774.05	13226.2	2090.89	1727.08	44935.5
Total Trichlorobiphenyls	RA_Total_TRICPB	ng/g	186.175	36.26	5705.21	23922.8	437.229	12494.8	575.11	55.59	10255.1	1671.99	179.4	806.926	4293.92	635.887	774.95	29233.4
Total PCB Congeners	RA_Tot_PCB_Cong	ng/g	1168.08	207.659	24900.8	88713.9	1602.77	43047.9	1878.31	170.415	44141.2	12148	1141.29	4373.69	23416.9	3764.12	4644.93	94446.1
Total PCB TEQ (Bird)	RA-TEQ-B-PCB	ng/g	0.3367687	0.05227647	9.8943142	24.2048827	0.52501303	13.2403582	0.56112603	0.0456015	17.0176978	4.8903878	0.48714225	3.45159377	10.3237168	1.75366717	1.0889156	25.630702
Total PCB TEQ (Fish)	RA-TEQ-F-PCB	ng/g	0.001062725	0.000140985	0.05119925	0.12718985	0.00153791	0.0670001	0.00160629	0.0001095	0.0926729	0.02631985	0.00153654	0.018495835	0.05059175	0.008499635	0.00347425	0.1337915
Total PCB TEQ (Mammal)	RA-TEQ-M-PCB	ng/g	0.00216205	0.00032591	0.5336555	1.2926291	0.00258646	0.6687406	0.00263674	0.0002025	0.9624674	0.2604771	0.00258424	0.20047901	0.4909205	0.08119481	0.0076115	1.360669
TAL Metals and Mercury																		
Aluminum	7429-90-5	mg/kg	6200 J-	4600 J-	10000 J-	12000 J-	4400	9100 J-	6900 J-	4600	8700	5500	-	9700	9800	8500	8100	11000
Calcium	7440-70-2	mg/kg	3900	760	3600	2700	1000	2300	770	820	1700	880	-	3400	2500	2600	3300	2300
Iron	7439-89-6	mg/kg	11000	9200	17000	14000	8100	12000	32000	10000	13000	7200	-	12000	16000	15000	18000	11000
Magnesium	7439-95-4	mg/kg	2000 J-	1400 J-	2300 J-	2200 J-	1600	2000 J-	1300 J-	2100	2100	1400	-	2300	2900	3200	2000	2200
Potassium	7440-09-7	mg/kg	< 800 UJ	89 J-	< 660 UJ	180 J-	240 J	< 680 UJ	< 420 UJ	200 J	140 J	< 620 U	-	200 J	150 J	< 710 U	230 J	330 J
Sodium	7440-23-5	mg/kg	790 J	180 J	810	600 J	130 J	340 J	310 J	< 400 U	< 640 UJ	< 620 UJ	-	< 750 UJ	< 740 UJ	< 710 UJ	< 880 UJ	< 810 UJ
Antimony	7440-36-0	mg/kg	< 1.6 U	< 0.83 U	1.8	< 1.8 U	< 1.2 U	< 1.6 U	< 0.93 U	< 0.96 U	1.5	< 0.91 U	-	< 1.4 U	< 1.2 U	< 1.2 U	< 1.7 U	< 1.8 U
Arsenic	7440-38-2	mg/kg	4.8	2.0	8.5	9.7	1.4	5.6	2.3	0.72	6.6 J+	4.4 J+	-	3.9 J+	5.0 J+	4.4 J+	6.0 J+	5.2 J+
Barium	7440-39-3	mg/kg	74	40	98	89	25	59	17	17	59	25	-	55	43	34	89	65
Beryllium	7440-41-7	mg/kg	< 0.82 U	< 0.41 U	< 0.89 U	< 0.88 U	< 0.60 UJ	< 0.81 U	< 0.47 U	< 0.48 UJ	< 0.58 U	< 0.46 U	-	< 0.69 U	< 0.61 U	< 0.60 U	< 0.83 U	< 0.89 U

Table 12
Phase 2 Reach Floodplain Soil Analytical Results
Phase 2 Data Evaluation Summary Memorandum
Lower Neponset River
Boston and Milton, Massachusetts

Analyte	CAS Number	Units	24D-0083 24D-0083-AS 7/9/2024 N 0 - 1 ft	24D-0083 24D-0083-BS 7/9/2024 N 1 - 1.6 ft	24D-0084 24D-0084-AS 7/9/2024 N 0 - 1 ft	24D-0084 24D-0084-BS 7/9/2024 N 1 - 2 ft	24D-0084 24D-0084-CS 7/9/2024 N 2 - 3 ft	24D-0085 24D-0085-AS 7/9/2024 N 0 - 1 ft	24D-0085 24D-0085-BS 7/9/2024 N 1 - 2 ft	24D-0085 24D-0085-CS 7/9/2024 N 2 - 2.6 ft	24D-0086 24D-0086-AS 7/1/2024 N 0 - 1 ft	24D-0086 24D-0086-BS 7/1/2024 N 1 - 2 ft	24D-0086 24D-0086-CS 7/1/2024 N 2 - 2.1 ft	24D-0087 24D-0087-AS 7/1/2024 N 0 - 1 ft	24D-0087 24D-0087-BS 7/1/2024 N 1 - 2 ft	24D-0087 24D-0087-CS 7/1/2024 N 2 - 2.2 ft	24D-0088 24D-0088-AS 7/1/2024 N 0 - 1 ft	24D-0088 24D-0088-BS 7/1/2024 N 1 - 2 ft
Cadmium	7440-43-9	mg/kg	0.98	0.079 J	1.4	0.74 J	< 0.60 UJ	0.62 J	< 0.47 U	< 0.48 U	0.47 J	0.36 J	-	2.9	1.2	0.48 J	1.5	0.74 J
Chromium, Total	7440-47-3	mg/kg	40	16	170	240	22	120	12	17	98 JEB	70 JEB	-	90 JEB	92 JEB	43 JEB	67 JEB	210 JEB
Cobalt	7440-48-4	mg/kg	3.5	3.2	5.7	6.0	4.9 J+	4.1	3.7	3.8 J+	4.4 J+	2.7 J+	-	3.3 J+	5.4 J+	5.8 J+	4.0 J+	4.1 J+
Copper	7440-50-8	mg/kg	68	12	170	200	14	96	13	3.4 J+	66 J	55 J	-	77 J	81 J	62 J	83 J	170 J
Lead	7439-92-1	mg/kg	130	16	550	350	23 J+	290	9.4	3.9 J+	230 J	87 J	-	270 J	160 J	86 J	170 J	330 J
Manganese	7439-96-5	mg/kg	260	140	240	160	120	130	120	79	140 JEB	72 JEB	-	140 JEB	130 JEB	110 JEB	210 JEB	110 JEB
Nickel	7440-02-0	mg/kg	12 J	6.5 J	20 J	15 J	8.4 J	12 J	3.4 J	9.3 J	11 JEB	6.9 JEB	-	24 JEB	15 JEB	11 JEB	15 JEB	18 JEB
Selenium	7782-49-2	mg/kg	< 4.1 UJ	< 2.1 U	< 4.4 UJ	< 4.4 UJ	0.39 J-	< 4.1 UJ	< 2.3 UJ	< 2.4 UJ	0.49 J	< 2.3 U	-	0.77 J	0.45 J	0.59 J	< 4.1 U	1.5 J
Silver	7440-22-4	mg/kg	0.43 J	0.087 J	1.1	0.85 J	0.090 J-	0.57 J	< 0.47 U	< 0.48 UJ	0.32 J	0.23 J	-	0.51 J	0.40 J	0.22 J	0.51 J	0.94 J
Thallium	7440-28-0	mg/kg	< 0.82 U	0.029 J	0.080 J	0.11 J	0.060 J+	0.057 J	< 0.47 U	0.034 J+	0.069 J	0.064 J	-	0.069 J	0.061 J	< 0.60 U	0.058 J	0.062 J
Vanadium	7440-62-2	mg/kg	31	25	63	58	22	41	33	12	33	15	-	28	26	25	29	29
Zinc	7440-66-6	mg/kg	270	43	220	170	42 J	160	16	18 J	110 JEB	85 JEB	-	520 JEB	300 JEB	190 JEB	300 JEB	280 JEB
Mercury	7439-97-6	mg/kg	0.39	0.044 J	1.7	3.0	0.14	1.9	0.26	< 0.096 U	2.0	0.78	-	1.6	1.3	1.2	1.2	2.4
TCL VOCs																		
1,1,1-Trichloroethane (TCA)	71-55-6	ug/kg	< 13 U	< 5.8 UJ	< 10 U	< 8.4 U	< 6.7 UJ	< 9.8 U	< 5.8 UJ	< 5.4 UJ	< 8.4 UJ	< 6.5 U	-	< 11 UJ	< 8.7 U	-	< 13 U	< 13 UJ
1,1,2,2-TETRACHLOROETHANE	79-34-5	ug/kg	< 13 U	< 5.8 U	< 10 U	< 8.4 U	< 6.7 U	< 9.8 U	< 5.8 U	< 5.4 U	< 8.4 U	< 6.5 U	-	< 11 U	< 8.7 U	-	< 13 U	< 13 U
1,1,2-TRICHLORO-1,2,2-TRIFLUOROETHANE	76-13-1	ug/kg	< 13 U	< 5.8 UJ	< 10 U	< 8.4 U	< 6.7 UJ	< 9.8 U	< 5.8 UJ	< 5.4 UJ	< 8.4 UJ	< 6.5 U	-	< 11 UJ	< 8.7 U	-	< 13 U	< 13 UJ
1,1,2-Trichloroethane	79-00-5	ug/kg	< 13 U	< 5.8 U	< 10 U	< 8.4 U	< 6.7 U	< 9.8 U	< 5.8 U	< 5.4 U	< 8.4 U	< 6.5 U	-	< 11 U	< 8.7 U	-	< 13 U	< 13 U
1,1-Dichloroethane	75-34-3	ug/kg	< 13 U	< 5.8 U	< 10 U	< 8.4 U	< 6.7 U	< 9.8 U	< 5.8 U	< 5.4 U	< 8.4 U	< 6.5 U	-	< 11 U	< 8.7 U	-	< 13 U	< 13 U
1,1-Dichloroethene	75-35-4	ug/kg	< 13 U	< 5.8 U	< 10 U	< 8.4 U	< 6.7 U	< 9.8 U	< 5.8 U	< 5.4 U	< 8.4 U	< 6.5 U	-	< 11 U	< 8.7 U	-	< 13 U	< 13 U
1,2,3-Trichlorobenzene	87-61-6	ug/kg	< 640 U	< 5.8 UJ	< 740 U	< 8.4 U	< 6.7 U	< 710 U	< 5.8 UJ	< 5.4 UJ	< 8.4 UJ	< 6.5 U	-	< 11 UJ	< 8.7 UJ	-	< 13 U	< 13 UJ
1,2,3-TRICHLOROPROPANE	96-18-4	ug/kg	< 13 U	< 5.8 UJ	< 10 U	< 8.4 U	< 6.7 U	< 9.8 U	< 5.8 U	< 5.4 U	< 8.4 U	< 6.5 U	-	< 11 U	< 8.7 U	-	< 13 U	< 13 U
1,2,4-TRICHLOROBENZENE	120-82-1	ug/kg	< 640 U	< 5.8 UJ	< 740 U	< 8.4 U	< 6.7 U	< 710 U	< 5.8 UJ	< 5.4 UJ	< 8.4 UJ	< 6.5 U	-	< 11 UJ	< 8.7 UJ	-	< 13 U	< 13 UJ
1,2,4-Trimethylbenzene	95-63-6	ug/kg	< 640 U	< 5.8 U	< 740 U	< 8.4 U	< 6.7 U	< 710 U	< 5.8 U	< 5.4 U	< 8.4 U	< 6.5 U	-	< 11 U	< 8.7 U	-	< 13 U	< 13 U
1,2-Dibromo-3-Chloropropane	96-12-8	ug/kg	< 640 U	< 5.8 U	< 740 U	< 8.4 U	< 6.7 U	< 710 U	< 5.8 U	< 5.4 U	< 8.4 U	< 6.5 U	-	< 11 U	< 8.7 U	-	< 13 U	< 13 U
1,2-Dibromoethane (Ethylene Dibromide)	106-93-4	ug/kg	< 13 U	< 5.8 UJ	< 10 U	< 8.4 U	< 6.7 UJ	< 9.8 U	< 5.8 UJ	< 5.4 UJ	< 8.4 UJ	< 6.5 U	-	< 11 UJ	< 8.7 U	-	< 13 U	< 13 UJ
1,2-Dichlorobenzene	95-50-1	ug/kg	< 640 U	< 5.8 UJ	< 740 U	< 8.4 U	< 6.7 U	< 710 U	< 5.8 UJ	< 5.4 UJ	< 8.4 UJ	< 6.5 U	-	< 11 UJ	< 8.7 UJ	-	< 13 U	< 13 UJ
1,2-Dichloroethane	107-06-2	ug/kg	< 13 U	< 5.8 UJ	< 10 U	< 8.4 U	< 6.7 UJ	< 9.8 U	< 5.8 UJ	< 5.4 UJ	< 8.4 UJ	< 6.5 U	-	< 11 UJ	< 8.7 U	-	< 13 U	< 13 UJ
1,2-DICHLOROPROPANE	78-87-5	ug/kg	< 13 U	< 5.8 UJ	< 10 U	< 8.4 U	< 6.7 U	< 9.8 U	< 5.8 U	< 5.4 U	< 8.4 U	< 6.5 U	-	< 11 U	< 8.7 U	-	< 13 U	< 13 U
1,3,5-Trimethylbenzene (Mesitylene)	108-67-8	ug/kg	< 640 U	< 5.8 U	< 740 U	< 8.4 U	< 6.7 U	< 710 U	< 5.8 U	< 5.4 U	< 8.4 U	< 6.5 U	-	< 11 U	< 8.7 U	-	< 13 U	< 13 U
1,3-DICHLOROBENZENE	541-73-1	ug/kg	< 640 U	< 5.8 UJ	< 740 U	< 8.4 U	< 6.7 U	< 710 U	< 5.8 UJ	< 5.4 UJ	< 8.4 UJ	< 6.5 U	-	< 11 UJ	< 8.7 UJ	-	< 13 U	< 13 UJ
1,4-DICHLOROBENZENE	106-46-7	ug/kg	< 640 U	< 5.8 UJ	< 740 U	< 8.4 U	< 6.7 U	< 710 U	< 5.8 UJ	< 5.4 UJ	< 8.4 UJ	< 6.5 U	-	< 11 UJ	< 8.7 UJ	-	< 13 U	< 13 UJ
2-HEXANONE	591-78-6	ug/kg	< 25 U	< 12 U	< 21 U	< 17 U	< 13 U	< 20 U	< 12 U	< 11 U	< 17 U	< 13 U	-	< 22 U	< 17 U	-	< 25 U	< 26 U
ACETONE	67-64-1	ug/kg	< 25 U	< 12 U	< 21 U	< 17 U	< 13 U	< 20 U	14 EB	48 EB	< 17 U	< 13 U	-	< 22 UJ	< 17 U	-	< 25 U	< 26 U
Benzene	71-43-2	ug/kg	< 13 U	< 5.8 U	< 10 U	< 8.4 U	< 6.7 U	< 9.8 U	< 5.8 U	< 5.4 U	< 8.4 U	< 6.5 U	-	< 11 U	< 8.7 U	-	< 13 U	< 13 U
BROMOCHLOROMETHANE	74-97-5	ug/kg	< 13 U	< 5.8 U	< 10 U	< 8.4 U	< 6.7 U	< 9.8 U	< 5.8 U	< 5.4 U	< 8.4 U	< 6.5 U	-	< 11 U	< 8.7 U	-	< 13 U	< 13 U
BROMODICHLOROMETHANE	75-27-4	ug/kg	< 13 U	< 5.8 UJ	< 10 U	< 8.4 U	< 6.7 U	< 9.8 U	< 5.8 U	< 5.4 U	< 8.4 U	< 6.5 U	-	< 11 U	< 8.7 U	-	< 13 U	< 13 U
BROMOFORM	75-25-2	ug/kg	< 640 U	< 5.8 U	< 740 U	< 8.4 U	< 6.7 U	< 710 U	< 5.8 U	< 5.4 U	< 8.4 U	< 6.5 U	-	< 11 U	< 8.7 U	-	< 13 U	< 13 U
BROMOMETHANE	74-83-9	ug/kg	< 13 U	< 5.8 U	< 10 U	< 8.4 U	< 6.7 U	< 9.8 U	< 5.8 U	< 5.4 U	< 8.4 U	< 6.5 U	-	< 11 U	< 8.7 U	-	< 13 U	< 13 U
CARBON DISULFIDE	75-15-0	ug/kg	< 13 U	< 5.8 U	< 10 U	< 8.4 U	< 6.7 U	< 9.8 U	< 5.8 U	< 5.4 U	< 8.4 U	< 6.5 U	-	< 11 U	< 8.7 U	-	< 13 U	< 13 U
CARBON TETRACHLORIDE	56-23-5	ug/kg	< 13 U	< 5.8 UJ	< 10 U	< 8.4 U	< 6.7 UJ	< 9.8 U	< 5.8 UJ	< 5.4 UJ	< 8.4 UJ	< 6.5 U	-	< 11 UJ	< 8.7 U	-	< 13 U	< 13 UJ
Chlorobenzene	108-90-7	ug/kg	< 640 U	< 5.8 UJ	< 740 U	< 8.4 U	< 6.7 U	< 710 U	< 5.8 UJ	< 5.4 UJ	< 8.4 UJ	< 6.5 U	-	< 11 UJ	< 8.7 UJ	-	< 13 U	< 13 UJ
CHLOROETHANE	75-00-3	ug/kg	< 13 U	< 5.8 U	< 10 U	< 8.4 U	< 6.7 U	< 9.8 U	< 5.8 U	< 5.4 U	< 8.4 U	< 6.5 U	-	< 11 U	< 8.7 U	-	< 13 U	< 13 U
Chloroform	67-66-3	ug/kg	< 13 U	< 5.8 U	< 10 U	< 8.4 U	< 6.7 U	< 9.8 U	< 5.8 U	< 5.4 U	< 8.4 U	< 6.5 U	-	< 11 U	< 8.7 U	-	< 13 U	< 13 U
CHLOROMETHANE	74-87-3	ug/kg	< 13 U	< 5.8 U	< 10 U	< 8.4 U	< 6.7 U	< 9.8 U	< 5.8 U	< 5.4 U	< 8.4 U	< 6.5 U	-	< 11 U	< 8.7 U	-	< 13 U	< 13 U
CIS-1,2-DICHLOROETHYLENE	156-59-2	ug/kg	< 13 U	< 5.8 U	< 10 U	< 8.4 U	< 6.7 U	< 9.8 U	< 5.8 U	< 5.4 U	< 8.4 U	< 6.5 U	-	< 11 U	< 8.7 U	-	< 13 U	< 13 U
cis-1,3-Dichloropropene	10061-01-5	ug/kg	< 13 U	< 5.8 U	< 10 U	< 8.4 U	< 6.7 U	< 9.8 U	< 5.8 U	< 5.4 U	< 8.4 U	< 6.5 U	-	< 11 U	< 8.7 U	-	< 13 U	< 13 U
Cyclohexane	110-82-7	ug/kg	< 13 U	< 5.8 UJ	< 10 U	< 8.4 U	< 6.7 U	< 9.8 U	< 5.8 U	< 5.4 U	< 8.4 U	< 6.5 U	-	< 11 U	< 8.7 U	-	< 13 U	< 13 U
DIBROMOCHLOROMETHANE	124-48-1	ug/kg	< 13 U	< 5.8 U	< 10 U	< 8.4 U	< 6.7 U	< 9.8 U	< 5.8 U	< 5.4 U	< 8.4 U	< 6.5 U	-	< 11 U	< 8.7 U	-	< 13 U	< 13 U
Dichlorodifluoromethane	75-71-8	ug/kg	< 13 U	< 5.8 U	< 10 U	< 8.4 U	< 6.7 U	< 9.8 U	< 5.8 U	< 5.4 U	< 8.4 U	< 6.5 U	-	< 11 U	< 8.7 U	-	< 13 U	< 13 U
Ethylbenzene	100-41-4	ug/kg	< 13 U	< 5.8 U	< 10 U	< 8.4 U	< 6.7 U	< 9.8 U	< 5.8 U	< 5.4 U	< 8.4 U	< 6.5 U	-	< 11 U	< 8.7 U	-	< 13 U	< 13 U
Isopropylbenzene (Cumene)	98-82-8	ug/kg	< 640 U	< 5.8 U	< 740 U	< 8.4 U	< 6.7 U	< 710 U	< 5.8 U	< 5.4 U	< 8.4 U	< 6.5 U	-	< 11 U	< 8.7 U	-	< 13 U	< 13 U
m,p-Xylene	179601-23-1	ug/kg	< 13 U	< 5.8 U	< 10 U	< 8.4 U	< 6.7 U	< 9.8 U	< 5.8 U	< 5.4 U	< 8.4 U	< 6.5 U	-	< 11 U	< 8.7 U	-	< 13 U	< 13 U
METHYL ACETATE	79-20-9	ug/kg	< 13 U	< 5.8 UJ	< 10 U	< 8.4 U	< 6.7 UJ	< 9.8 U	< 5.8 UJ	11 J-	< 8.4 UJ	< 6.5 U	-	< 11 UJ	< 8.7 U	-	< 13 U	< 13 UJ
Methyl Ethyl Ketone (2-Butanone)	78-93-3	ug/kg	< 25 U	< 12 U	< 21 U	< 17 U	< 13 U	< 20 U	< 12 U	< 11 U	< 17 U	< 13 U	-	< 22 UJ	< 17 U	-	< 25 U	< 26 U
METHYL ISOBUTYL KETONE (4-METHYL-2-PENTANONE)	108-10-1	ug/kg	< 25 U	< 12 U	< 21 U	< 17 U	< 13 U	< 20 U	< 12 U	< 11 U	< 17 U	< 13 U	-	< 22 U	< 17 U	-	< 25 U	< 26 U
Methylcyclohexane	108-87-2	ug/kg	< 13 U	< 5.8 UJ	< 10 U	< 8.4 U	< 6.7 U	< 9.8 U	< 5.8 U	< 5.4 U	< 8.4 U	< 6.5 U	-	< 11 U	< 8.7 U	-	< 13 U	< 13 U
Methylene Chloride	75-09-2	ug/kg	17 J+	< 8.4 UJ	< 740 U	< 18 U	< 6.7 UJ	< 710 U	< 5.8 UJ	< 5.4 UJ	14 J	< 6.5 U	-	18 J	< 8.7 U	-	18 J+	22 J
o-Xylene (1,2-Dimethylbenzene)	95-47-6	ug/kg	< 13 U	< 5.8 U	< 10 U	< 8.4 U	< 6.7 U	< 9.8 U	< 5.8 U	< 5.4 U	< 8.4 U	< 6.5 U	-	< 11 U	< 8.7 U	-	< 13 U	< 13 U
Styrene	100-42-5	ug/kg	< 13 U	< 5.8 U	< 10 U	< 8.4 U	< 6.7 U	< 9.8 U	< 5.8 U	< 5.4 U	< 8.4 U	< 6.5 U	-	< 11 U	< 8.7 U	-	< 13 U	< 13 U
TERT-BUTYL METHYL ETHER	1634-04-4	ug/kg	< 13 U	< 5.8 UJ	< 10 U	< 8.4 U	< 6.7 UJ	< 9.8 U	< 5.8 UJ	< 5.4 UJ	< 8.4 UJ	< 6.5 U	-	< 11 UJ	< 8.7 U	-	< 13 U	< 13 UJ
Tetrachloroethylene (PCE)	127-18-4	ug/kg	< 13 U	< 5.8 U	< 10 U	< 8.4 U	< 6.7 U	< 9.8 U	< 5.8 U	< 5.4 U	< 8.4 U	< 6.5 U	-	< 11 U	< 8.7 U	-	< 13 U	< 13 U
Toluene	108-88-3	ug/kg	< 13 U	< 5.8 U	< 10 U	< 8.4 U	< 6.7 U	< 9.8 U	< 5.8 U	< 5.4 U	< 8.4 U	< 6.5 U	-	< 11 U	< 8.7 U	-	< 13 U	< 13 U
Trans-1,2-Dichloroethylene	156-60-5	ug/kg	< 13 U	< 5.8 U	< 10 U	< 8.4 U	< 6.7 U	< 9.8 U	< 5.8 U	< 5.4 U	< 8.4 U	< 6.5 U	-	< 11 U	< 8.7 U	-	< 13 U	< 13 U
Trans-1,3-Dichloropropene	10061-02-6	ug/kg	< 13 U	< 5.8 U	< 10 U	< 8.4 U	< 6.7 U	< 9.8 U	< 5.8 U	< 5.4 U	< 8.4 U	< 6.5 U	-	< 11 U	< 8.7 U	-	< 13 U	< 13 U
Trichloroethylene (TCE)	79-01-6	ug/kg	< 13 U	< 5.8 U	< 10 U	< 8.4 U	< 6.7 U	< 9.8 U	< 5.8 U	< 5.4 U	< 8.4 U	< 6.5 U	-	< 11 U	< 8.7 U	-	< 13 U	< 13 U
Trichlorofluoromethane	75-69-4	ug/kg	< 13 U	< 5.8 UJ	< 10 U	< 8.4 U	< 6.7 UJ	< 9.8 U	< 5.8 UJ	< 5.4 UJ	< 8.4 UJ	< 6.5 U	-	< 11 UJ	< 8.7 U	-	< 13 U	< 13 UJ
Vinyl Chloride	75-01-4	ug/kg	< 13 U	< 5.8 U	< 10 U	< 8.4 U	< 6.7 U	< 9.8 U	< 5.8 U	< 5.4 U	< 8.4 U	< 6.5 U	-	< 11 U	< 8.7 U	-	< 13 U	< 13 U

Table 12
Phase 2 Reach Floodplain Soil Analytical Results
Phase 2 Data Evaluation Summary Memorandum
Lower Neponset River
Boston and Milton, Massachusetts

			24D-0083 24D-0083-AS 7/9/2024 N 0 - 1 ft	24D-0083 24D-0083-BS 7/9/2024 N 1 - 1.6 ft	24D-0084 24D-0084-AS 7/9/2024 N 0 - 1 ft	24D-0084 24D-0084-BS 7/9/2024 N 1 - 2 ft	24D-0084 24D-0084-CS 7/9/2024 N 2 - 3 ft	24D-0085 24D-0085-AS 7/9/2024 N 0 - 1 ft	24D-0085 24D-0085-BS 7/9/2024 N 1 - 2 ft	24D-0085 24D-0085-CS 7/9/2024 N 2 - 2.6 ft	24D-0086 24D-0086-AS 7/1/2024 N 0 - 1 ft	24D-0086 24D-0086-BS 7/1/2024 N 1 - 2 ft	24D-0086 24D-0086-CS 7/1/2024 N 2 - 2.1 ft	24D-0087 24D-0087-AS 7/1/2024 N 0 - 1 ft	24D-0087 24D-0087-BS 7/1/2024 N 1 - 2 ft	24D-0087 24D-0087-CS 7/1/2024 N 2 - 2.2 ft	24D-0088 24D-0088-AS 7/1/2024 N 0 - 1 ft	24D-0088 24D-0088-BS 7/1/2024 N 1 - 2 ft
Analyte	CAS Number	Units															
TCL SVOCs																	
1,2,4,5-TETRACHLOROBENZENE	95-94-3	ug/kg	< 400 U	< 210 U	< 340 U	< 310 U	< 220 U	< 330 U	< 210 U	< 190 U	< 290 U	< 230 U	-	< 330 U	< 300 U	-	< 380 U	< 410 U
1,4-Dioxane (P-Dioxane)	123-91-1	ug/kg	< 160 U	< 82 U	< 130 U	< 120 U	< 87 U	< 130 U	< 81 U	< 75 U	< 110 U	< 91 U	-	< 130 U	< 120 U	-	< 150 U	< 160 U
1-Methylnaphthalene	90-12-0	ug/kg	2.5 J	< 4.1 U	7.0	2.1 J	< 4.3 U	2.8 J	< 4.0 U	< 3.7 U	6.2	< 4.5 U	-	8.9	< 5.9 U	-	5.3 J	9.8
2,3,4,6-TETRACHLOROPHENOL	58-90-2	ug/kg	< 400 U	< 210 U	< 340 U	< 310 U	< 220 U	< 330 U	< 210 U	< 190 U	< 290 U	< 230 U	-	< 330 U	< 300 U	-	< 380 U	< 410 U
2,4,5-TRICHLOROPHENOL	95-95-4	ug/kg	< 400 U	< 210 U	< 340 U	< 310 U	< 220 U	< 330 U	< 210 U	< 190 U	< 290 U	< 230 U	-	< 330 U	< 300 U	-	< 380 U	< 410 U
2,4,6-TRICHLOROPHENOL	88-06-2	ug/kg	< 400 U	< 210 U	< 340 U	< 310 U	< 220 U	< 330 U	< 210 U	< 190 U	< 290 U	< 230 U	-	< 330 U	< 300 U	-	< 380 U	< 410 U
2,4-DICHLOROPHENOL	120-83-2	ug/kg	< 400 U	< 210 U	< 340 U	< 310 U	< 220 U	< 330 U	< 210 U	< 190 U	< 290 U	< 230 U	-	< 330 U	< 300 U	-	< 380 U	< 410 U
2,4-DIMETHYLPHENOL	105-67-9	ug/kg	< 400 U	< 210 U	< 340 U	< 310 U	< 220 U	< 330 U	< 210 U	< 190 U	< 290 U	< 230 U	-	< 330 UJ	< 300 U	-	< 380 UJ	< 410 UJ
2,4-DINITROPHENOL	51-28-5	ug/kg	< 770 U	< 410 U	< 650 U	< 610 U	< 430 U	< 640 U	< 400 U	< 370 U	< 560 U	< 450 U	-	< 640 U	< 590 U	-	< 740 U	< 790 U
2,4-DINITROTOLUENE	121-14-2	ug/kg	< 400 U	< 210 U	< 340 U	< 310 U	< 220 U	< 330 U	< 210 U	< 190 U	< 290 U	< 230 U	-	< 330 U	< 300 U	-	< 380 U	< 410 U
2,6-DINITROTOLUENE	606-20-2	ug/kg	< 400 U	< 210 U	< 340 U	< 310 U	< 220 U	< 330 U	< 210 U	< 190 U	< 290 U	< 230 U	-	< 330 U	< 300 U	-	< 380 U	< 410 U
2-CHLORONAPHTHALENE	91-58-7	ug/kg	< 400 U	< 210 U	< 340 U	< 310 U	< 220 U	< 330 U	< 210 U	< 190 U	< 290 U	< 230 U	-	< 330 U	< 300 U	-	< 380 U	< 410 U
2-CHLOROPHENOL	95-57-8	ug/kg	< 400 U	< 210 U	< 340 U	< 310 U	< 220 U	< 330 U	< 210 U	< 190 U	< 290 U	< 230 U	-	< 330 U	< 300 U	-	< 380 U	< 410 U
2-Methylnaphthalene	91-57-6	ug/kg	3.6 JEB	< 4.1 U	9.6 EB	3.9 JEB	< 4.3 U	4.0 JEB	< 4.0 U	< 3.7 U	9.4	0.98 J	-	13	< 5.9 U	-	6.5 J	12
2-METHYLPHENOL (O-CRESOL)	95-48-7	ug/kg	< 770 U	< 410 U	< 650 U	< 610 U	< 430 U	< 640 U	< 400 U	< 370 U	< 560 U	< 450 U	-	< 640 U	< 590 U	-	< 740 U	< 790 U
2-NITROANILINE	88-74-4	ug/kg	< 400 U	< 210 U	< 340 U	< 310 U	< 220 U	< 330 U	< 210 U	< 190 U	< 290 U	< 230 U	-	< 330 U	< 300 U	-	< 380 U	< 410 U
2-NITROPHENOL	88-75-5	ug/kg	< 400 U	< 210 U	< 340 U	< 310 U	< 220 U	< 330 U	< 210 U	< 190 U	< 290 U	< 230 U	-	< 330 U	< 300 U	-	< 380 U	< 410 U
3,3'-DICHLOROBENZIDINE	91-94-1	ug/kg	< 770 U	< 410 U	< 650 U	< 610 U	< 430 U	< 640 U	< 400 U	< 370 U	< 560 U	< 450 U	-	< 640 U	< 590 U	-	< 740 U	< 790 U
3-NITROANILINE	99-09-2	ug/kg	< 770 U	< 410 U	< 650 U	< 610 U	< 430 U	< 640 U	< 400 U	< 370 U	< 560 U	< 450 U	-	< 640 U	< 590 U	-	< 740 U	< 790 U
4,6-DINITRO-2-METHYLPHENOL	534-52-1	ug/kg	< 770 U	< 410 U	< 650 U	< 610 U	< 430 U	< 640 U	< 400 U	< 370 U	< 560 U	< 450 U	-	< 640 U	< 590 U	-	< 740 U	< 790 U
4-BROMOPHENYL PHENYL ETHER	101-55-3	ug/kg	< 400 U	< 210 U	< 340 U	< 310 U	< 220 U	< 330 U	< 210 U	< 190 U	< 290 U	< 230 U	-	< 330 U	< 300 U	-	< 380 U	< 410 U
4-CHLORO-3-METHYLPHENOL	59-50-7	ug/kg	< 400 U	< 210 U	< 340 U	< 310 U	< 220 U	< 330 U	< 210 U	< 190 U	< 290 U	< 230 U	-	< 330 U	< 300 U	-	< 380 U	< 410 U
4-CHLOROANILINE	106-47-8	ug/kg	< 770 U	< 410 U	< 650 U	< 610 U	< 430 U	< 640 U	< 400 U	< 370 U	< 560 U	< 450 U	-	< 640 U	< 590 U	-	< 740 U	< 790 U
4-CHLOROPHENYL PHENYL ETHER	7005-72-3	ug/kg	< 400 U	< 210 U	< 340 U	< 310 U	< 220 U	< 330 U	< 210 U	< 190 U	< 290 U	< 230 U	-	< 330 U	< 300 U	-	< 380 U	< 410 U
4-METHYLPHENOL (P-CRESOL)	106-44-5	ug/kg	< 770 U	< 410 U	< 650 U	< 610 U	< 430 U	< 640 U	< 400 U	< 370 U	< 560 U	< 450 U	-	< 640 U	< 590 U	-	< 740 U	< 790 U
4-Nitroaniline	100-01-6	ug/kg	< 770 U	< 410 U	< 650 U	< 610 U	< 430 U	< 640 U	< 400 U	< 370 U	< 560 U	< 450 U	-	< 640 U	< 590 U	-	< 740 U	< 790 U
4-NITROPHENOL	100-02-7	ug/kg	< 770 U	< 410 U	< 650 U	< 610 U	< 430 U	< 640 U	< 400 U	< 370 U	< 560 U	< 450 U	-	< 640 U	< 590 U	-	< 740 U	< 790 U
Acenaphthene	83-32-9	ug/kg	11	1.8 J	26	3.4 J	1.5 J	6.6	< 4.0 U	< 3.7 U	16	1.3 J	-	23	< 5.9 U	-	26	47
ACENAPHTHYLENE	208-96-8	ug/kg	12	< 4.1 U	44	11	1.7 J	12	1.7 J	0.98 J	31	2.3 J	-	54	2.5 J	-	33	28
Acetophenone	98-86-2	ug/kg	< 770 U	< 410 U	< 650 U	< 610 U	< 430 U	< 640 U	< 400 U	< 370 U	< 560 U	< 450 U	-	< 640 U	< 590 U	-	< 740 U	< 790 U
ANTHRACENE	120-12-7	ug/kg	32	3.5 J	96	15	4.1 J	25	1.4 J	< 3.7 U	48	2.6 J	-	85	2.8 J	-	99	250
ATRAZINE	1912-24-9	ug/kg	< 770 U	< 410 U	< 650 U	< 610 U	< 430 U	< 640 U	< 400 U	< 370 U	< 560 U	< 450 U	-	< 640 U	< 590 U	-	< 740 U	< 790 U
BENZALDEHYDE	100-52-7	ug/kg	< 770 U	< 410 U	< 650 U	< 610 U	< 430 U	< 640 U	< 400 U	< 370 U	< 560 U	< 450 U	-	< 640 U	< 590 U	-	< 740 U	< 790 U
BENZO(A)ANTHRACENE	56-55-3	ug/kg	130	6.9 J	390	56	10	95	5.6	2.3 J	270	6.7	-	360	8.4	-	350 J	580
BENZO(A)PYRENE	50-32-8	ug/kg	62	6.6 J	140	64	9.9	46	5.0	1.9 J	160	9.0	-	270	10	-	370 J	490
Benzo(B)Fluoranthene	205-99-2	ug/kg	150	8.4 J	450	77	12	100	6.9	2.9 J	390	12	-	560	13	-	500	560
Benzo(G,H,I)Perylene	191-24-2	ug/kg	10	4.1 J	21	47	6.4	6.4	3.9 J	1.5 J	15	6.6	-	21	7.1	-	430	210
Benzo(K)Fluoranthene	207-08-9	ug/kg	64	2.5 J	130	25	3.4 J	43	1.9 J	0.92 J	150	4.5	-	200	5.5 J	-	230	230
BENZYL BUTYL PHTHALATE	85-68-7	ug/kg	< 400 U	< 210 U	< 340 U	< 310 U	< 220 U	< 330 U	< 210 U	< 190 U	< 290 U	< 230 U	-	< 330 U	< 300 U	-	96 J	< 410 U
BIPHENYL (DIPHENYL)	92-52-4	ug/kg	< 400 U	< 210 U	< 340 U	< 310 U	< 220 U	< 330 U	< 210 U	< 190 U	< 290 U	< 230 U	-	< 330 U	< 300 U	-	< 380 U	< 410 U
BIS(2-CHLOROETHOXY) METHANE	111-91-1	ug/kg	< 400 U	< 210 U	< 340 U	< 310 U	< 220 U	< 330 U	< 210 U	< 190 U	< 290 U	< 230 U	-	< 330 UJ	< 300 U	-	< 380 UJ	< 410 UJ
BIS(2-CHLOROETHYL) ETHER (2-CHLOROETHYL ETHER)	111-44-4	ug/kg	< 770 U	< 410 U	< 650 U	< 610 U	< 430 U	< 640 U	< 400 U	< 370 U	< 560 U	< 450 U	-	< 640 UJ	< 590 U	-	< 740 UJ	< 790 UJ
BIS(2-CHLOROISOPROPYL) ETHER	108-60-1	ug/kg	< 770 U	< 410 U	< 650 U	< 610 U	< 430 U	< 640 U	< 400 U	< 370 U	< 560 U	< 450 U	-	< 640 U	< 590 U	-	< 740 U	< 790 U
BIS(2-ETHYLHEXYL) PHTHALATE	117-81-7	ug/kg	< 400 U	< 210 U	320 J	< 310 U	< 220 U	< 330 U	< 210 U	< 190 U	< 290 U	< 230 U	-	290 J	< 300 U	-	160 J	< 410 U
Caprolactam	105-60-2	ug/kg	< 770 U	< 410 U	< 650 U	< 610 U	< 430 U	< 640 U	< 400 U	< 370 U	< 560 U	< 450 U	-	< 640 U	< 590 U	-	< 740 U	< 790 U
CARBAZOLE	86-74-8	ug/kg	< 770 U	< 410 U	< 650 U	< 610 U	< 430 U	< 640 U	< 400 U	< 370 U	< 560 U	< 450 U	-	< 640 U	< 590 U	-	< 740 U	< 790 U
CHRYSENE	218-01-9	ug/kg	120	4.6 J	260	44	6.3	85	3.7 J	1.6 J	290	8.3	-	460	9.0	-	510	500
DIBENZ(A,H)ANTHRACENE	53-70-3	ug/kg	28	1.1 J	74	12	1.6 J	20	< 4.0 U	< 3.7 U	38	1.7 J	-	62	1.9 J	-	82	62
Dibenzofuran	132-64-9	ug/kg	< 400 U	< 210 U	< 340 U	< 310 U	< 220 U	< 330 U	< 210 U	< 190 U	< 290 U	< 230 U	-	< 330 U	< 300 U	-	< 380 U	< 410 U
Diethyl Phthalate	84-66-2	ug/kg	< 400 U	< 210 U	< 340 U	< 310 U	< 220 U	< 330 U	< 210 U	< 190 U	< 290 U	< 230 U	-	< 330 U	< 300 U	-	< 380 U	< 410 U
DIMETHYL PHTHALATE	131-11-3	ug/kg	< 400 U	< 210 U	< 340 U	< 310 U	< 220 U	< 330 U	< 210 U	< 190 U	< 290 U	< 230 U	-	< 330 U	< 300 U	-	< 380 U	< 410 U
Di-N-Butyl Phthalate	84-74-2	ug/kg	< 400 U	< 210 U	< 340 U	< 310 U	< 220 U	< 330 U	< 210 U	< 190 U	< 290 U	< 230 U	-	< 330 U	< 300 U	-	< 380 U	< 410 U
DI-N-OCTYLPHTHALATE	117-84-0	ug/kg	< 770 U	< 410 U	< 650 U	< 610 U	< 430 U	< 640 U	< 400 U	< 370 U	< 560 U	< 450 U	-	< 640 U	< 590 U	-	< 740 U	< 790 U
FLUORANTHENE	206-44-0	ug/kg	220	13 J	720	86	16	160	7.3	2.9 J	380	17	-	780	18	-	790	1300
FLUORENE	86-73-7	ug/kg	9.9	1.8 J	24	4.0 J	1.4 J	7.1	< 4.0 U	< 3.7 U	17	1.1 J	-	24	< 5.9 U	-	27	89
HEXACHLOROBENZENE	118-74-1	ug/kg	< 400 U	< 210 U	< 340 U	< 310 U	< 220 U	< 330 U	< 210 U	< 190 U	< 290 U	< 230 U	-	< 330 U	< 300 U	-	< 380 U	< 410 U
Hexachlorobutadiene	87-68-3	ug/kg	< 400 U	< 210 U	< 340 U	< 310 U	< 220 U	< 330 U	< 210 U	< 190 U	< 290 U	< 230 U	-	< 330 U	< 300 U	-	< 380 U	< 410 U
HEXACHLOROCYCLOPENTADIENE	77-47-4	ug/kg	< 770 U	< 410 U	< 650 U	< 610 U	< 430 U	< 640 U	< 400 U	< 370 U	< 560 U	< 450 U	-	< 640 UJ	< 590 U	-	< 740 UJ	< 790 UJ
HEXACHLOROETHANE	67-72-1	ug/kg	< 400 U	< 210 U	< 340 U	< 310 U	< 220 U	< 330 U	< 210 U	< 190 U	< 290 U	< 230 U	-	< 330 U	< 300 U	-	< 380 U	< 410 U
INDENO(1,2,3-C,D)PYRENE	193-39-5	ug/kg	57	3.4 J	120	38	5.3	36	3.1 J	1.2 J	81	5.4	-	200	5.8 J	-	360	200
ISOPHORONE	78-59-1	ug/kg	< 400 U	< 210 U	< 340 U	< 310 U	< 220 U	< 330 U	< 210 U	< 190 U	< 290 U	< 230 U	-	< 330 U	< 300 U	-	< 380 U	< 410 U
Naphthalene	91-20-3	ug/kg	5.5 JEB	1.4 JEB	19 EB	7.1 EB	1.1 JEB	9.3 EB	< 4.0 U	< 3.7 U	18	2.3 J	-	26	1.5 J	-	12	16
NITROBENZENE	98-95-3	ug/kg	< 400 U	< 210 U	< 340 U	< 310 U	< 220 U	< 330 U	< 210 U	< 190 U	< 290 U	< 230 U	-	< 330 U	< 300 U	-	< 380 U	< 410 U
N-NITROSODI-N-PROPYLAMINE	621-64-7	ug/kg	< 400 U	< 210 U	< 340 U	< 310 U	< 220 U	< 330 U	< 210 U	< 190 U	< 290 U	< 230 U	-	< 330 U	< 300 U	-	< 380 U	< 410 U
N-NITROSODIPHENYLAMINE	86-30-6	ug/kg	< 400 U	< 210 U	< 340 U	< 310 U	< 220 U	< 330 U	< 210 U	< 190 U	< 290 U	< 230 U	-	< 330 U	< 300 U	-	< 380 U	< 410 U
PENTACHLOROPHENOL	87-86-5	ug/kg	< 16 U	< 8.3 U	< 13 U	< 12 U	< 8.8 U	< 13 U	< 8.1 U	< 7.6 U	< 11 U	< 9.1 U	-	< 13 U	< 12 U	-	3.2 J	< 16 U
PHENANTHRENE	85-01-8	ug/kg	110	14 J	360	47	13	94	4.3	1.6 J	310	13	-	400	11	-	380	960
PHENOL	108-95-2	ug/kg	< 770 U	< 410 U	< 650 U	< 610 U	< 430 U	< 640 U	< 400 U	< 370 U	< 560 U	< 450 U	-	< 640 U	< 590 U	-	< 740 U	< 790 U
PYRENE	129-00-0	ug/kg	130 J	11 J	380 J	81 J	15 J	97 J	7.2 J	2.5 J	380	14	-	550	16	-	660	1000

Table 12
Phase 2 Reach Floodplain Soil Analytical Results
Phase 2 Data Evaluation Summary Memorandum
Lower Neponset River
Boston and Milton, Massachusetts

Analyte	CAS Number	Units	24D-0088 24D-0088-CS 7/1/2024 N 2 - 3 ft	24D-0089 24D-0089-AS 7/1/2024 N 0 - 1 ft	24D-0089 24D-0089-BS 7/1/2024 N 1 - 2 ft	24D-0089 24D-0089-CS 7/8/2024 N 2 - 3 ft	24D-0090 24D-0090-AD 7/8/2024 FD 0 - 1 ft	24D-0090 24D-0090-AS 7/8/2024 N 0 - 1 ft	24D-0090 24D-0090-BS 7/8/2024 N 1 - 2 ft	24D-0090 24D-0090-CS 7/8/2024 N 2 - 2.9 ft	24D-0091 24D-0091-AS 7/8/2024 N 0 - 1 ft	24D-0091 24D-0091-BS 7/8/2024 N 1 - 1.8 ft	24D-0092 24D-0092-AD 7/8/2024 FD 0 - 1 ft	24D-0092 24D-0092-AS 7/8/2024 N 0 - 1 ft	24D-0092 24D-0092-BS 7/8/2024 N 1 - 1.3 ft	24D-0093 24D-0093-AS 7/11/2024 N 0 - 0.7 ft	24D-0094 24D-0094-AS 7/11/2024 N 0 - 1 ft	24D-0094 24D-0094-BS 7/11/2024 N 1 - 2 ft
PCDD/F																		
1,2,3,4,6,7,8-HpCDD	35822-46-9	pg/g	556 J	2850 J	4870 J	4900	2520	2600	3620	1240	3600	3460	841	840	735	623	1610	1770
1,2,3,4,6,7,8-HpCDF	67562-39-4	pg/g	304 J	1560 J	1880 J	3530 J	1060 J	1070 J	1260 J	713 J	1600 J	1970 J	392 J	379 J	334	297	969	973
1,2,3,4,7,8,9-HpCDF	55673-89-7	pg/g	9.41	52.7	75.1	82.9 J	45.9 J	46.5 J	58.7 J	22.7 J	60.2 J	58.5 J	14.7 J	13.6 J	11.5	11	38.5	31.5
1,2,3,4,7,8-HxCDD	39227-28-6	pg/g	5.08	30.5	40	39.1	27.8	27.5	31	12.1	43.6	60.6	11.1	10.2	9.85	6.72	19.3	17.7
1,2,3,4,7,8-HxCDF	70648-26-9	pg/g	12	96.8	127	103	68.6	73.9	97.6	29.7	108	124	24.8	24.8	20.7	16.7	60.9	64.7
1,2,3,6,7,8-HxCDD	57653-85-7	pg/g	33.9	142	233	320	120	138	182	70.6	187	208	43.9	43.1	37.9	32	76.2	87
1,2,3,6,7,8-HxCDF	57117-44-9	pg/g	6.3	54.3	65.4	60.9 J	53.1 J	53 J	48.7 J	18.3 J	58.6 J	54.8 J	12.6 J	13.2 J	10.8 J	9.55	36.6	33.5
1,2,3,7,8,9-HxCDD	19408-74-3	pg/g	16.7	80.7	109	154	70.6	69.1	82.3	35	110	144	25.2	25.3	20.9	16.1	46.1	48.7
1,2,3,7,8,9-HxCDF	72918-21-9	pg/g	< 0.82 U	< 1.9 U	< 1.98 U	< 2.59 UJ	< 1.88 U	< 1.39 U	< 1.63 U	< 1.23 U	< 1.73 U	< 1.94 U	< 0.894 U	< 0.93 U	< 0.776 U	< 1.16 U	< 2.21 U	< 1.41 U
1,2,3,7,8-PeCDD	40321-76-4	pg/g	3.26 J	13.8 J	21.2 J	18.5	13.9 J	15.5	15.1	6.27	23	44.6	4.74	5.27	4.37	3.47 JN	8.91 JN	8.48 JN
1,2,3,7,8-PeCDF	57117-41-6	pg/g	2.74	14	24.7	15.7	13.3	16.6	22.7	5.93	20.6	25.6	4.61	4.4	3.8	6.98	9.95	9.93
2,3,4,6,7,8-HxCDF	60851-34-5	pg/g	8.95	54.6	72.2	89 J	69 J	80.1 J	60.5 J	23.7 J	60.8 J	59 J	14.8 J	15.9 J	13.4 J	15	39	35.9
2,3,4,7,8-PeCDF	57117-31-4	pg/g	15.2 J	55.2 J	121 J	109 J	80 J	114 J	151 J	41.9 J	91.4 J	138 J	21.7 J	22.9 J	18.1 J	18.9 J	38.4 J	39.9 J
2,3,7,8-TCDD	1746-01-6	pg/g	1.17 JN	3.64 JN	9.45 J	13.6 J	3.49 J	5.08 J	8.3 J	3.07 J	6.31 J	12.7 J	1.54 JN	1.25 JN	1.21 J	< 1.26 UJ	2.29 J	2.3 JN
2,3,7,8-TCDF	51207-31-9	pg/g	7.44	28.3	54.3	40.6	22.5	29.7	54.9	15.5	41.2	63.3	10.4	10.1	8.66	5.67 JN	13.6	18.4
OCDD	3268-87-9	pg/g	3920 J	20300 J	40300 J	29700 J	17500 J	20000 J	37800 J	10700 J	25800 J	25800 J	6370	6580	5720	4600	11100 J	15100 J
OCDF	39001-02-0	pg/g	279 J	1780 J	2700 J	2750 J	1380 J	1390 J	1630 J	634 J	1810 J	1770 J	426 J	418 J	393	385	1190	980
Total HpCDD	RA_Total_HpCDD	pg/g	972	5180	8670	8460	4490	4660	6760	2221	6450	6290	1504	1509	1335	1142	3070	3270
Total HpCDF	RA_Total_HpCDF	pg/g	648.79	3083.3	4400.2	7240.9	2218.7	2331.2	3049.2	1585.31	3272.8	3882.1	808.13	795.59	691.06	703.71	1959.2	1861.6
Total HxCDD	RA_Total_HxCDD	pg/g	208.96	909.27	1413	2013.8	763.72	816.2	1093.1	437.52	1190.1	1473.2	283.66	290.34	244.02	199.08	535.51	533.01
Total HxCDF	RA_Total_HxCDF	pg/g	233.98	1189.58	1654	2497.3	1240.48	1341.13	1268.93	588.03	1288.33	1341.4	322.17	343.29	273.27	289.93	813.4	793.52
Total PeCDD	RA_Total_PeCDD	pg/g	28.083	121.37	190.81	235.73	127.24	145.9	152.73	59.56	177.48	306.23	41.06	41.47	36.403	31.14	72.45	72.53
Total PeCDF	RA_Total_PeCDF	pg/g	105.329	499.5	902.48	821.86	762.232	992.26	907.61	287.58	691.68	929.2	175.49	182.64	150.66	184.9	383.65	413.32
Total TCDD	RA_Total_TCDD	pg/g	6.07	51.325	98.03	56.65	47.835	74.063	69.508	16.312	68.953	100.93	11.066	12.723	8.553	4.74 U	15.52	25.09
Total TCDF	RA_Total_TCDF	pg/g	100.668	438.964	1062.65	513.04	529.56	665.81	1121.72	262.996	674.72	1146.44	145.57	150.017	114.012	120.88	277.43	330.34
Total PCDD/F TEQ (Bird)	RA-TEQ-B-DF	pg/g	36.442	155.11	278.831	273.389	165.407	212.209	284.6	89.0444	224.723	330.952	53.1626	54.2868	44.9728	39.3305	97.096	103.531
Total PCDD/F TEQ (Fish)	RA-TEQ-F-DF	pg/g	22.42	106.387	173.701	183.269	109.523	132.32	162.353	55.3679	148.573	214.847	34.9291	35.3348	30.0573	25.72	69.0145	69.1865
Total PCDD/F TEQ (Mammal)	RA-TEQ-M-DF	pg/g	134.391	218.932	240.795	126.872	145.99	186.297	65.7351	179.153	233.994	41.7241	42.2074	35.9839	30.3289	82.0505	86.2069	74.6012
PCB Congeners																		
PCB-001	2051-60-7	ng/g	< 0.0314 U	40.4 J	11	2.56 J	33.7 J	18.5 J	32 J	0.954 J	18.6 J	2.83 J	4.33 J	10.8 J	3.38	3.75 J	41.9 J	41.4 J
PCB-002	2051-61-8	ng/g	< 0.044 U	0.857	3.48	< 0.048 U	0.892	0.782	6.34	< 0.0468 U	0.661	< 0.0472 U	< 0.0474 U	< 0.047 U	< 0.0472 U	< 0.0472 U	1.14	1.17
PCB-003	2051-62-9	ng/g	< 0.0452 U	20	53.3 J	9.65 J	17.1 J	9.64 J	23.1 J	0.979 J	10.3 J	2.03 J	2.37 J	4.65 J	2	1.86	24.2	22.7
PCB-004/010	PCB-4/10	ng/g	1.91	87 J	92.6 J	108 J	72.5 J	65.1 J	417 J	12.6	63.3 J	14.7	11.4 J	33.5 J	7.53	10.4 J	72.1 J	115 J
PCB-005/008	PCB-5/8	ng/g	8.4 J	81.4 J	136 J	80.7 J	63.9 J	49.3 J	344 J	20.3	68 J	24.8	13.7 J	40.5 J	8.92	12.3 J	64.6 J	109 J
PCB-006	25569-80-6	ng/g	3.68 J	18.1 J	82.2 J	60.1 J	14.2 J	14.9 J	295 J	10.9 J	13.6 J	6.87 J	3.48 J	3.59 J	1.94	2.85 J	15 J	19.7 J
PCB-007/009	PCB-7/9	ng/g	0.529	3.06	5.62	5.41	2.5	2.29	23.2	1.56	2.78	1.42	0.742	0.609	0.478	0.687 J	2.6 J	2.91 J
PCB-011	2050-67-1	ng/g	0.444	3.84	24.4	6.67	7.19	9.76	40.1 J	3.6	3.58	1.92	0.616	0.59	0.551	0.813 J	5.01 J	4.58 J
PCB-012/013	PCB-12/13	ng/g	2.06 J	13.1 J	80.5 J	20.1 J	27.6 J	39.9 J	168 J	10.3 J	14.1 J	7.18 J	1.86 J	1.8 J	1.66	1.74 J	15.6 J	16.3 J
PCB-014	34883-41-5	ng/g	< 0.0407 U	< 0.0433 U	< 0.0442 U	< 0.0444 U	< 0.0436 U	< 0.0417 U	< 0.0441 U	< 0.0433 U	< 0.0445 U	< 0.0437 U	< 0.0438 U	< 0.0435 U	< 0.0436 U	< 0.0437 U	< 0.0439 U	< 0.0443 U
PCB-015	2050-68-2	ng/g	20.8 J	94.6 J	1290 J	226 J	186 J	318 J	1470 J	160 J	208 J	131 J	16.4	18.1	13.8	14.7	124 J	141 J
PCB-016/032	PCB-16/32	ng/g	70.1 J	62.1 J	1860 J	727 J	388 J	793 J	4560 J	540 J	734 J	596 J	11.6	19.3	6.35	6.74 J	100 J	158 J
PCB-017	37680-66-3	ng/g	41.9 J	41.4 J	973 J	436 J	134 J	304 J	1740 J	171 J	280 J	200 J	8.44 J	15.7 J	4.71	5.67 J	46.2 J	68.5 J
PCB-018	37680-65-2	ng/g	47.1 J	29.1 J	1480 J	754 J	166 J	426 J	2300 J	249 J	353 J	281 J	8	6.75	4.36	4.53 J	37.6 J	38.8 J
PCB-019	38444-73-4	ng/g	7.06 J	27.7 J	555 J	178 J	113 J	209 J	1220 J	116 J	129 J	133 J	3.25 J	7.9 J	2.07	2.21 J	42.2 J	91.8 J
PCB-020/021/033	PCB-20/21/33	ng/g	20.1 J	13.8 J	401 J	250 J	53.6 J	108 J	964 J	97.7 J	141 J	112 J	4.75	3.86	3.06	3.09 J	15.8 J	18.7 J
PCB-022	38444-85-8	ng/g	24.1 J	12.2 J	641 J	244 J	80.7 J	156 J	1380 J	87.5 J	205 J	107 J	3.99	3.31	2.86	3.62 J	21.7 J	18.4 J
PCB-023/034	PCB-23/34	ng/g	0.956	1.31	25.9	10.6	4.97 J	9.28 J	61 J	5.15	6.09	4.4	< 0.0818 U	< 0.0811 U	< 0.0814 U	< 0.0815 U	2.25	1.85
PCB-024/027	PCB-24/27	ng/g	8.05 J	22.5 J	291 J	98.8 J	83.9 J	139 J	826 J	85.8 J	103 J	105 J	2.54 J	5.27 J	1.55	1.63 J	31.8 J	49.6 J
PCB-025	55712-37-3	ng/g	23.8 J	23.3 J	743 J	322 J	97.3 J	220 J	2020 J	181 J	88.6 J	74.7 J	5.1	3.66	2.69	3.2 J	39.9 J	40.3 J
PCB-026	38444-81-4	ng/g	52.1 J	39.9 J	1810 J	712 J	226 J	510 J	3350 J	428 J	173 J	205 J	8.3	6.93	4.65	6.34 J	70.8 J	73.7 J
PCB-028	7012-37-5	ng/g	200 J	73.1 J	1870 J	919 J	591 J	1250 J	8790 J	1020 J	1610 J	1020 J	30.2	27.6	21.1	29.2	193 J	136 J
PCB-029	15862-07-4	ng/g	< 0.0533 U	< 0.0568 U	< 0.0579 U	< 0.0581 U	< 0.0571 U	< 0.0546 U	2.13	< 0.0567 U	< 0.0582 U	< 0.0572 U	< 0.0574 U	< 0.0569 U	< 0.0571 U	< 0.0572 U	< 0.0574 U	< 0.058 U
PCB-030	35693-92-6	ng/g	< 0.0531 U	< 0.0566 U	1.37	< 0.0579 U	< 0.0569 UJ	0.881 J	4.23	< 0.0565 U	0.618	< 0.057 U	< 0.0572 U	< 0.0567 U	< 0.0569 U	< 0.057 U	< 0.0572 U	< 0.0578 U
PCB-031	16606-02-3	ng/g	112 J	73.4 J	2360 J	1070 J	246 J	546 J	4250 J	372 J	498 J	364 J	23.5	20.9	15.7	28	119 J	119 J
PCB-035	37680-69-6	ng/g	1.97 J+	2.65 J+	32.8 J+	72.9 J	8.01 J+	10.8 J+	56.3 J	10.7 J+	11.2 J+	15.9 J+	< 0.0537 U	< 0.0532 U	< 0.0534 UJ	< 0.0535 UJ	1.03 J	1.52 J
PCB-036	38444-87-0	ng/g	< 0.0394 U	< 0.042 U	< 0.0428 U	< 0.043 U	< 0.0422 U	< 0.0404 U	< 0.0427 U	< 0.0419 U	< 0.0431 U	< 0.0423 U	< 0.0425 U	< 0.0421 U	< 0.0423 U	< 0.0423 U	< 0.0425 U	< 0.0429 U
PCB-037	38444-90-5	ng/g	38.1 J	26 J	499 J	139 J	133 J	252 J	1270 J	146 J	374 J	258 J	14.3	11.9	10.7	17.2	54.4 J	37.6
PCB-038	53555-66-1	ng/g	< 0.0591 U	< 0.063 U	< 0.0642 U	< 0.0645 U	< 0.0633 U	< 0.0606 U	< 0.0641 U	< 0.0629 U	< 0.0646 U	< 0.0635 U	< 0.0637 U	< 0.0632 U	< 0.0634 U	< 0.0635 U	< 0.0637 U	< 0.0643 U
PCB-039	38444-88-1	ng/g	< 0.0381 U	1.24	11.3	6.89	2.31	3.19	19.7	2.68	2.18	2.01	< 0.0411 U	< 0.0407 U	< 0.0409 U	< 0.0409 UJ	1.52 J	1.19 J
PCB-040	38444-93-8	ng/g	30.3 J	8.01 J	436 J	136 J	69.8 J	134 J	756 J	143 J	233 J	515 J	3.34 J	3.44 J	1.97	1.13 J	16.8 J	21.2 J
PCB-041/064	PCB-41/64	ng/g	98.5 J	69.4 J	1250 J	461 J	289 J	526 J	2440 J	475 J	801 J	730 J	35.2 J	36.2 J	26.6	15.9	91.8 J	78.3 J
PCB-042	36559-22-5	ng/g	71.8 J	39 J	1100 J	343 J	210 J	365 J	1860 J	336 J	567 J	1170 J	13.3 J	14.7 J	9.25	2.93	85.7 J	74 J
PCB-043/049	PCB-43/49	ng/g	204 J	208 J	3290 J	1080 J	692 J	1100 J	5760 J	999 J	1680 J	3290 J	96.6 J	102 J	70.5 J	30.8	370 J	301 J
PCB-044	41464-39-5	ng/g	185 J	73.9 J	2740 J	898 J	467 J	856 J	4590 J	891 J	1420 J	3240 J	27.6 J	30.2 J	18.2	7.45	144 J	158 J
PCB-045	70362-45-7	ng/g	28.4 J	11.6 J	533 J	155 J	109 J	205 J	936 J	153 J	277 J	525 J	3.7 J	4.6 J	2.41	0.692	19.3	29.2
PCB-046	41464-47-5	ng/g	11.7	4.17	233 J	76.5 J	34.8 J	65.8 J	342 J	61.9 J	99.5 J	198 J	1.1 J	1.1 J	0.781	< 0.047 UJ	8.64 J	12.1 J
PCB-047/048/075	PCB-47/48/75	ng/g	115 J	218 J	1590 J	504 J	529 J	725 J	3380 J	533 J	1290 J	1890 J	46.8 J	51.8 J	34.8	11.3	312 J	242 J
PCB-050	62796-65-0	ng/g	0.759	1.22	17	5.08	4.05	6.04	32.4	4.02	5.83	10.2	< 0.0562 U	< 0.0558 U	< 0.056 U	< 0.056 U	2.14	2.65
PCB-051	68194-04-7	ng/g	12.5	16.2	284 J	78.8 J	60.2 J	93.7 J	515 J	67.7 J	137 J	214 J	1.76	2.45	1.14	0.65 J	32.5 J	37.7 J
PCB-052/073	PCB-52/73	ng/g	220 J	204 J	3440 J	1140 J	723 J	1170 J	5730 J	1060 J	1880 J	4020 J	96.7 J	105 J	68.7 J	23.2	299 J	264 J
PCB-053	41464-41-9	ng/g	35.1 J	41.4 J	732 J	227 J	157 J	242 J	1210 J	203 J	402 J	686 J	4.9	6.57	3.19	1.64 J	76 J	75.8 J
PCB-054	15968-05-5	ng/g	0.737	2.19	19.5	5.88	6.84	8.87	36.4	4.68	9.15	11.3	< 0.0472 U	0.228	< 0.047 U	< 0.047 U	3.77	4.2
PCB-055	74338-24-2	ng/g	0.631	< 0.0774 U	13.7	3.14	2.94 J	6.94 J	33.7	3.01	16.7	9.73	< 0.0783 U	0.377	< 0.0779 U	< 0.078 U	0.894	0.777

Table 12
Phase 2 Reach Floodplain Soil Analytical Results
Phase 2 Data Evaluation Summary Memorandum
Lower Neponset River
Boston and Milton, Massachusetts

Analyte	CAS Number	Units	24D-0088 24D-0088-CS 7/1/2024 N 2 - 3 ft	24D-0089 24D-0089-AS 7/1/2024 N 0 - 1 ft	24D-0089 24D-0089-BS 7/1/2024 N 1 - 2 ft	24D-0089 24D-0089-CS 7/8/2024 N 2 - 3 ft	24D-0090 24D-0090-AD 7/8/2024 FD 0 - 1 ft	24D-0090 24D-0090-AS 7/8/2024 N 0 - 1 ft	24D-0090 24D-0090-BS 7/8/2024 N 1 - 2 ft	24D-0090 24D-0090-CS 7/8/2024 N 2 - 2.9 ft	24D-0091 24D-0091-AS 7/8/2024 N 0 - 1 ft	24D-0091 24D-0091-BS 7/8/2024 N 1 - 1.8 ft	24D-0092 24D-0092-AD 7/8/2024 FD 0 - 1 ft	24D-0092 24D-0092-AS 7/8/2024 N 0 - 1 ft	24D-0092 24D-0092-BS 7/8/2024 N 1 - 1.3 ft	24D-0093 24D-0093-AS 7/11/2024 N 0 - 0.7 ft	24D-0094 24D-0094-AS 7/11/2024 N 0 - 1 ft	24D-0094 24D-0094-BS 7/11/2024 N 1 - 2 ft
PCB-056/060	PCB-56/60	ng/g	83.3 J	28 J	437 J	196 J	137 J	271 J	1340 J	287 J	866 J	826 J	49.7 J	52.6 J	36.8	30.3	78 J	41.2 J
PCB-057	70424-67-8	ng/g	1.48	2.43	37	80.8 J	8.31	12.7	75.4 J	9.02	13	9.78	< 0.0417 U	< 0.0413 U	0.314	0.418 J	4.48 J	3.48 J
PCB-058	41464-49-7	ng/g	< 0.0489 U	1.01	8.14	3.29	1.7	2.7	13.6	3.9	4.75	9.64	0.518	0.624	0.411 J	< 0.0525 U	1.48	1.04
PCB-059	74472-33-6	ng/g	11.4	5.8	205 J	57.3 J	47.6 J	91.5 J	344 J	66.9 J	118 J	197 J	3	2.86	1.82	0.824	10.7	11.6
PCB-061/074	PCB-61/74	ng/g	68.7 J	29.5	593 J	332 J	127 J	244 J	1880 J	310 J	679 J	490 J	25.9 J	25.4 J	19.7	27.2	127 J	44.8 J
PCB-062	54230-22-7	ng/g	< 0.0441 U	< 0.047 U	< 0.048 U	< 0.0482 U	< 0.0473 U	< 0.0453 U	< 0.0479 U	< 0.047 U	< 0.0483 U	< 0.0474 U	< 0.0476 U	< 0.0472 U	< 0.0473 U	< 0.0474 U	< 0.0476 U	< 0.0481 U
PCB-063	74472-34-7	ng/g	7.85	10.8	116 J	44.5 J	28.6 J	41.9 J	291 J	36.2 J	72.4 J	47.1 J	3.4 J	3.67 J	2.76	3.53	24.8	10.1
PCB-065	33284-54-7	ng/g	< 0.0616 U	< 0.0657 U	1.16	< 0.0673 U	< 0.0661 U	0.539	2.12	< 0.0656 U	0.769	< 0.0662 U	< 0.0665 U	< 0.0659 U	< 0.0661 U	< 0.0662 U	< 0.0665 U	< 0.0671 U
PCB-066/080	PCB-66/80	ng/g	184 J	81.1 J	1100 J	506 J	296 J	553 J	2640 J	703 J	1500 J	2340 J	147 J	152 J	114 J	76.4 J	286 J	123 J
PCB-067	73575-53-8	ng/g	4.59	1.92	46.8 J	22.9 J	10.1 J	20.9 J	142 J	26.3 J	49.1 J	38.7 J	0.882 J	0.948 J	0.639	0.834	6.55	3.27
PCB-068	73575-52-7	ng/g	< 0.0653 U	9.66	21	< 0.0712 U	11.6	14.9	40.1 J	< 0.0695 U	12.1	10.6	2.36	1.85	1.37	0.792	8.38	7.43
PCB-069	60233-24-1	ng/g	< 0.0489 U	0.994	7.2	2.08	2.68	3.65	15.4	2.06	4.3	4.99	< 0.0527 U	< 0.0522 U	< 0.0524 U	< 0.0525 U	1.33	1.28
PCB-070	32598-11-1	ng/g	189 J	87.8 J	990 J	453 J	300 J	544 J	2250 J	649 J	1630 J	2810 J	79.8 J	81.5 J	63.9 J	72.8 J	142 J	109 J
PCB-071	41464-46-4	ng/g	61 J	37.3 J	891 J	332 J	190 J	317 J	1460 J	302 J	484 J	878 J	11.5	12.4	6.94	2.5 J	78.5 J	68.6 J
PCB-072	41464-42-0	ng/g	1.79	10.6	47.9 J	14.7	14.2	17.5	65.9 J	11	19.4	27.9	2.34	2.36	1.83	1.56 J	9.62 J	7.42 J
PCB-076	70362-48-0	ng/g	< 0.0722 U	< 0.077 U	< 0.0785 U	< 0.0788 U	< 0.0774 U	< 0.0741 U	< 0.0783 U	< 0.0769 U	< 0.079 U	< 0.0776 U	< 0.0779 U	< 0.0772 U	< 0.0775 U	< 0.0776 U	< 0.0779 U	< 0.0786 U
PCB-077	32598-13-3	ng/g	20.6 J+	18.8 J+	182 J	41.2 J	47.2 J	75.9 J	403 J	62.7 J	174 J	242 J	29 J	25.7 J	21 J+	14.2 J+	52.5 J	18.8 J+
PCB-078	70362-49-1	ng/g	< 0.0751 U	< 0.0801 U	< 0.0817 U	6.63	< 0.0805 U	< 0.0771 U	< 0.0815 U	< 0.08 U	< 0.0822 U	< 0.0807 U	< 0.081 U	< 0.0803 U	< 0.0806 U	< 0.0807 U	< 0.081 U	< 0.0818 U
PCB-079	41464-48-6	ng/g	< 0.0421 U	< 0.0449 U	< 0.0458 U	< 0.046 U	< 0.0452 U	< 0.0432 U	< 0.0457 U	< 0.0449 U	< 0.0461 U	< 0.0453 U	< 0.0454 U	< 0.045 U	< 0.0452 U	< 0.0453 U	< 0.0454 U	< 0.0459 U
PCB-081	70362-50-4	ng/g	2.02 J+	1.97 J+	15.8 J+	9.5 J	4.48 J	6.55 J	30.2 J	5.78 J	15.7 J	25.9 J	2.58 J	2.33 J	1.79 J	0.757 J+	2.01 J+	1.97 J+
PCB-082	52663-62-4	ng/g	16.8	14.1	170 J	50.3 J	38.5 J	66 J	258 J	57.3 J	134 J	310 J	16.1 J	17 J	11.8	1.88	13.6	15.1
PCB-083/109	PCB-83/109	ng/g	6.72	10.5	80.4 J	24.8 J	20.3 J	30.8 J	136 J	25.8 J	51.4 J	112 J	6.86 J	7.17 J	4.96	1.18	13	10.2
PCB-084	52663-60-2	ng/g	31.1 J	29.4 J	356 J	116 J	78.7 J	130 J	596 J	119 J	228 J	516 J	16.8 J	18.4 J	12	1.92	38.5	37.9
PCB-085/120	PCB-85/120	ng/g	32.4	40.6 J	287 J	83.9 J	72.5 J	126 J	401 J	99.9 J	236 J	488 J	53.8 J	57.3 J	41.5 J	17.3	33.5	32.9
PCB-086/097	PCB-86/97	ng/g	35.5 J	35 J	307 J	109 J	77.8 J	125 J	563 J	126 J	281 J	661 J	35.7 J	37.2 J	25.5	5.87	42.1 J	37.8
PCB-087/115/116	PCB-87/115/116	ng/g	48.5 J	63 J	495 J	137 J	124 J	199 J	755 J	161 J	415 J	818 J	64.2 J	68.5 J	49.1 J	18.9	57.8 J	57.7 J
PCB-088/121	PCB-88/121	ng/g	0.583	< 0.155 U	6.39	1.2	1.85 J	3.13 J	8.44	1.7	4.87	9.66	0.389	< 0.156 U	< 0.156 U	< 0.156 U	< 0.157 U	< 0.158 U
PCB-089/090/101	PCB-89/90/101	ng/g	84.5 J	128 J	784 J	262 J	224 J	342 J	1380 J	311 J	713 J	1550 J	120 J	127 J	90.8 J	33.7	131 J	120 J
PCB-091	68194-05-8	ng/g	23.8 J	48 J	297 J	88 J	78.3 J	113 J	487 J	89.9 J	185 J	386 J	27.6 J	29.4 J	20.6	4.99	52.1 J	40.3 J
PCB-092	52663-61-3	ng/g	15.3 J	43.9 J	214 J	61.2 J	63.1 J	84.9 J	343 J	60.6 J	135 J	262 J	23.3 J	24.7 J	17.8	6.87	42.7 J	35
PCB-093/095	PCB-93/95	ng/g	72.5 J	110 J	878 J	274 J	217 J	344 J	1420 J	289 J	573 J	1200 J	69.6 J	75.5 J	52.7 J	12.5	111 J	111 J
PCB-094	73575-55-0	ng/g	1.38	4.14	19.5	5.48 J	7.32 J	8.31 J	33.6 J	5.53 J	12.4 J	21.5 J	1.18 J	1.26 J	0.999 J	< 0.0466 U	5.3	3.82
PCB-096	73575-54-9	ng/g	2.45	2.22	24.6	9.34 J	4.9 J	6.67 J	44.8 J	9.45 J	14.3 J	32.1 J	0.884 J	0.997 J	0.668	< 0.06 U	3.41	2.74
PCB-098/102	PCB-98/102	ng/g	8.02	10	99 J	30.5 J	25.2 J	37.8 J	175 J	31.2 J	63.4 J	128 J	5.01 J	5.64 J	3.58	0.571	14	12.2
PCB-099	38380-01-7	ng/g	55.9 J	93.7 J	536 J	173 J	143 J	218 J	962 J	201 J	451 J	993 J	88.7 J	93.4 J	67.7 J	27.5	93.2 J	73.3 J
PCB-100	39485-83-1	ng/g	0.675	4.7	10.9	2.89 J	5.55 J	5.37 J	17 J	2.58 J	7.16 J	10.1 J	0.895 J	1.03 J	0.655 J	< 0.0572 U	5	3.24
PCB-103	60145-21-3	ng/g	1.13	3.97	17	4.88 J	5.46 J	6.43 J	27.1 J	4.55 J	9.99 J	16.5 J	1.25 J	1.32 J	0.936	< 0.0578 UJ	4.79 J	3.39 J
PCB-104	56558-16-8	ng/g	< 0.0412 U	0.273	0.462	< 0.045 U	0.203	0.177 J	0.773	< 0.0439 U	0.274	0.393	< 0.0444 U	< 0.0441 U	< 0.0442 U	< 0.0443 U	0.381	0.188 J
PCB-105/127	PCB-105/127	ng/g	37.5 J	39.2 J	306 J	94 J	78.9 J	129 J	603 J	133 J	384 J	608 J	72.2 J	73.1 J	56.1 J	35.7	56.7 J	35.7
PCB-106/118	PCB-106/118	ng/g	81.7 J	122 J	688 J	248 J	185 J	278 J	1290 J	325 J	710 J	1340 J	137 J	137 J	106 J	63 J	155 J	101 J
PCB-107/108	PCB-107/108	ng/g	7.16	12	64 J	23 J	18 J	25.2 J	123 J	28.6 J	59.4 J	109 J	12.4 J	12.4 J	9.41	5.33	17	9.06
PCB-110	38380-03-9	ng/g	111 J	219 J	1350 J	415 J	336 J	502 J	2050 J	465 J	920 J	1810 J	160 J	162 J	124 J	47.8 J	206 J	181 J
PCB-111/117	PCB-111/117	ng/g	< 0.263 UJ	< 0.28 UJ	< 0.285 UJ	< 0.287 U	< 0.282 U	< 0.269 U	< 0.285 U	< 0.28 U	< 0.287 U	< 0.282 U	< 0.283 U	< 0.281 U	< 0.282 U	< 0.282 U	< 0.283 U	< 0.286 U
PCB-112	74472-36-9	ng/g	0.601	1.26	6.55	1.52	2.04	2.7	10.6	1.94	4.18	6.7	0.512	0.641	0.551	< 0.057 UJ	1.48 J	0.795 J
PCB-113	68194-10-5	ng/g	< 0.044 U	1.88	9.29	2.38	2.23	2.99	12.8	1.96	4.2	6.25	0.741 J	< 0.047 UJ	< 0.0472 U	< 0.0472 UJ	1.29 J	1.32 J
PCB-114	74472-37-0	ng/g	2.31	2.63	21.6	7.08 J	5.33 J	8.92 J	47.7 J	9.3 J	24.6 J	22.7 J	1.95 J	2.18 J	1.59	1.24	4.87	2.39
PCB-119	56558-17-9	ng/g	3	11.1	44.8 J	13.3 J	14 J	17.6 J	71.1 J	14.1 J	28.2 J	47.6 J	5.41 J	5.47 J	4.06	2.09	11.1	7.96
PCB-122	76842-07-4	ng/g	1.58	1.95	13.6	3.28 J	4.38 J	5.61 J	20.7 J	4.88 J	14.3 J	31.4 J	3.62 J	2.89 J	2.41 J	1.25 J	2.48 J	1.47 J
PCB-123	65510-44-3	ng/g	2.97 J+	5.52 J+	29.2 J+	8.17 J	8.43 J	12.2 J	38.9 J	9.86 J	25.9 J	53.2 J	4.75 J	4.86 J	3.76 J+	2.29 J+	4.9 J+	3.84 J+
PCB-124	70424-70-3	ng/g	3.09	5.23	28.8	6.9 J	8.42 J	13.2 J	40.5 J	10.3 J	30 J	57.4 J	4.99 J	5.04 J	3.65	2.76	5.16	4.03
PCB-125	74472-39-2	ng/g	0.74	0.805	4.93	1.39	1.47	2.22	7.75	2.27	4.75	11	0.92	0.815	0.621	< 0.0431 UJ	1.43 J	0.537 J
PCB-126	57465-28-8	ng/g	< 0.0471 U	1.76 J+	6.52 J+	< 0.0513 U	2.12 J	3.98 J	10.9 J+	1.44 J+	6.06 J+	11.1 J+	1.41 J+	1.35 J+	0.756 J+	< 0.0505 UJ	1.61 J	< 0.0512 UJ
PCB-128	38380-07-3	ng/g	7.38	29.4	96.5 J	< 0.0708 UJ	28.7 J	42.3 J	117 J	25.5 J	74.8 J	130 J	15.8 J	16.7 J	13.4	7.65	18.9	20.8
PCB-129	55215-18-4	ng/g	1.86	6.24	22.3	6.19 J	6.7 J	10.6 J	27.5 J	6.32 J	20.2 J	37.2 J	3.66 J	3.69 J	3.05	1.47 J	4.72 J	4.75 J
PCB-130	52663-66-8	ng/g	2.57	10.2	35	9.42 J	10.5 J	14.5 J	44.3 J	8.95 J	25 J	43 J	5.25 J	5.59 J	4.28	2.25	7.12	7.51
PCB-131/142	PCB-131/142	ng/g	0.628	1.9	7.35	2.17 J	2.29 J	2.88 J	9.31 J	1.9 J	5.7 J	10.7 J	0.79 J	1.01 J	0.742	< 0.0214 UJ	1.12 J	1.41 J
PCB-132/168	PCB-132/168	ng/g	11.5	46.2 J	171 J	39.8 J	47.6 J	69.3 J	212 J	44.8 J	118 J	204 J	21.5 J	22.3 J	18.1	7.64	29.7	33.9
PCB-133	35694-04-3	ng/g	0.586	3.34	7.97	2.31 J	3.28 J	3.8 J	10.4 J	1.86 J	5.19 J	7.89 J	1.23 J	1.07 J	1.03	0.751	2.58	2.04
PCB-134	52704-70-8	ng/g	1.95	7.63	26.1	6.38 J	7.88 J	11 J	32.9 J	6.73 J	17.9 J	30.2 J	3.33 J	3.43 J	2.86	1.34	5.74	5.64
PCB-135/144	PCB-135/144	ng/g	4.93	20.1	71 J	18.9 J	22.5 J	31.7 J	93 J	18.2 J	50.9 J	84.9 J	9.13 J	9.65 J	7.53	3.52	14.3	14.8
PCB-136	38411-22-2	ng/g	3.94	14.7	55.4 J	15 J	16.5 J	23.5 J	72.4 J	14.5 J	38.6 J	63.8 J	6 J	6.33 J	4.9	1.75	10.9	11.3
PCB-137	35694-06-5	ng/g	2.28	9.4	30.9	9.17 J	9.26 J	14.1 J	38.8 J	9.17 J	26.4 J	46 J	5.33 J	5.3 J	4.28 J	2.19	6.75	6.65
PCB-138/163/164	PCB-138/163/164	ng/g	36.4	155 J	440 J	117 J	156 J	225 J	625 J	129 J	370 J	655 J	78.9 J	81.8 J	65.9 J	38.4	100 J	106 J
PCB-139/149	PCB-139/149	ng/g	21.5	91.5 J	313 J	82.1 J	97.9 J	139 J	407 J	80 J	227 J	380 J	43.1 J	44.5 J	35.3	16.9	62 J	66.2 J
PCB-140	59291-64-4	ng/g	< 0.0584 U	1.02	3.47	1.03 J	1.12 J	1.59 J	4.56 J	0.813 J	2.12 J	3.21 J	0.442 J	< 0.0624 UJ	0.347	< 0.0627 U	0.863	0.922
PCB-141	52712-04-6	ng/g	6.17 J	20.5 J	68.3 J	18.2 J	22.8 J	35.6 J	88 J	20.1 J	62.2 J	114 J	12.1 J	12.3 J	9.7 J	4.95	13.7	14.2
PCB-143	68194-15-0	ng/g	0.258	0.355	2.13	< 0.0641 U	< 0.0629 UJ	1.34 J	3.81	0.865	1.88	4.18	< 0.0633 U	0.362	0.268	< 0.0631 U	0.489	0.527
PCB-145	74472-40-5	ng/g	< 0.0733 U	< 0.0781 U	0.524	0.222	0.207	0.254	0.782	0.244	0.341	0.613	< 0.079 U	< 0.0784 U	< 0.0787 U	< 0.0788 U	0.125 J	< 0.0798 U
PCB-146	51908-16-8	ng/g	3.59	17.5	50.8 J	< 0.0571 UJ	18.1 J	23.4 J	69 J	13.5 J	37.7 J	62.6 J	7.86 J	8.22 J	6.56	3.61	12.2	12
PCB-147	68194-13-8	ng/g	0.91	6.99	14	3.32 J	6.65 J	6.87 J	17.1 J	3.35 J	10.1 J	14 J	1.91 J	2.23 J	1.7	1.03	6.24	4.35
PCB-148	74472-41-6	ng/g	< 0.0633 U	0.679	0.916	0.308	0.658	0.602	0.966	< 0.0674 U	0.6	0.637	< 0.0682 U	< 0.0676 U	0.09 J	< 0.068 U	0.468	0.318
PCB-150	68194-08-1	ng/g	< 0.0726 U	0.476	0.967	0.222	0.531	0.497	1.13	0.256	0.557	0.668	0.169 J	< 0.0776 U	< 0.0779 U	< 0.078 U	0.52	0.313
PCB-151	52663-63-5	ng/g	5.38	22.7	73.4 J	19.9 J	25.6 J	34.1 J	101 J	19.4 J	54 J	89 J	10.4 J	10.5 J	8.2	4.05	17.1	15.9
PCB-152	68194-09-2	ng/g	< 0.0802 U	0.534	1.45	0.373	0.626	0.581	2	0.352	0.931	1.38	0.191 J	< 0.0858 U	0.103 J	< 0.0862 U	0.583	0.407

Table 12
Phase 2 Reach Floodplain Soil Analytical Results
Phase 2 Data Evaluation Summary Memorandum
Lower Neponset River
Boston and Milton, Massachusetts

Analyte	CAS Number	Units	24D-0088 24D-0088-CS 7/1/2024 N 2 - 3 ft	24D-0089 24D-0089-AS 7/1/2024 N 0 - 1 ft	24D-0089 24D-0089-BS 7/1/2024 N 1 - 2 ft	24D-0089 24D-0089-CS 7/8/2024 N 2 - 3 ft	24D-0090 24D-0090-AD 7/8/2024 FD 0 - 1 ft	24D-0090 24D-0090-AS 7/8/2024 N 0 - 1 ft	24D-0090 24D-0090-BS 7/8/2024 N 1 - 2 ft	24D-0090 24D-0090-CS 7/8/2024 N 2 - 2.9 ft	24D-0091 24D-0091-AS 7/8/2024 N 0 - 1 ft	24D-0091 24D-0091-BS 7/8/2024 N 1 - 1.8 ft	24D-0092 24D-0092-AD 7/8/2024 FD 0 - 1 ft	24D-0092 24D-0092-AS 7/8/2024 N 0 - 1 ft	24D-0092 24D-0092-BS 7/8/2024 N 1 - 1.3 ft	24D-0093 24D-0093-AS 7/11/2024 N 0 - 0.7 ft	24D-0094 24D-0094-AS 7/11/2024 N 0 - 1 ft	24D-0094 24D-0094-BS 7/11/2024 N 1 - 2 ft
PCB-153	35065-27-1	ng/g	22.3	96.5 J	288 J	78.2 J	98.9 J	140 J	372 J	78.9 J	237 J	401 J	49.5 J	51 J	40.5 J	22.8	64.4 J	67.5 J
PCB-154	60145-22-4	ng/g	0.391	3.25	6.76	1.83 J	3.41 J	3.54 J	10.2 J	1.51 J	4.6 J	5.81 J	0.912 J	0.861 J	0.733	0.342	2.62	2.17
PCB-155	33979-03-2	ng/g	< 0.039 U	< 0.0416 U	< 0.0424 U	< 0.0426 U	< 0.0418 U	< 0.04 U	< 0.0423 U	< 0.0416 U	< 0.0427 U	< 0.0419 U	< 0.0421 U	< 0.0417 U	< 0.0419 U	< 0.0419 U	< 0.0421 U	< 0.0425 U
PCB-156	38380-08-4	ng/g	3.59 J	13.5 J	45.6 J	12.6 J	13.4 J	19.9 J	68.1 J	14.6 J	42.3 J	65.6 J	7.34 J	7.88 J	6.3 J	3.92	9.6	8.65
PCB-157	69782-90-7	ng/g	1.01 J+	4.13 J+	14.8 J+	3.91 J	4.5 J	6.42 J	18.2 J	4.1 J	12.2 J	21 J	2.61 J	2.64 J	2.07 J	1.1 J+	3.24 J+	2.85 J+
PCB-158/160	PCB-158/160	ng/g	3.66	14.2	49.5 J	12.1 J	15.4 J	22.8 J	61.4 J	13.2 J	41.2 J	70.1 J	7.5 J	7.58 J	6.26	3	9.51	10.5
PCB-159	39635-35-3	ng/g	< 0.0644 U	< 0.0686 U	2.31	< 0.0702 U	1.03	1.62	3.14	< 0.0685 U	1.63	3.18	0.437	< 0.0688 U	0.374	< 0.0692 UJ	0.821 J	< 0.0701 UJ
PCB-161	74472-43-8	ng/g	< 0.0607 U	< 0.0647 U	< 0.066 U	12.5	< 0.0651 U	< 0.0623 U	< 0.0659 U	< 0.0647 U	< 0.0664 U	< 0.0652 U	< 0.0655 U	< 0.0649 U	< 0.0652 U	< 0.0652 U	< 0.0655 U	< 0.0661 U
PCB-162	39635-34-2	ng/g	< 0.0622 U	0.886	2.08	< 0.0678 UJ	0.829 J	< 0.0638 UJ	3.73 J	< 0.0662 UJ	1.82 J	4.04 J	0.495 J	< 0.0665 UJ	0.38	< 0.0668 UJ	< 0.0671 UJ	< 0.0677 UJ
PCB-165	74472-46-1	ng/g	< 0.087 U	< 0.0927 U	0.578	< 0.0949 U	< 0.0932 U	< 0.0892 U	0.815	< 0.0926 U	< 0.0951 U	< 0.0935 U	< 0.0938 U	< 0.093 U	< 0.0933 U	< 0.0935 U	0.29	< 0.0947 U
PCB-166	41411-63-6	ng/g	< 0.0779 U	< 0.083 U	2.69	< 0.085 UJ	0.949 J	1.28 J	3.48 J	< 0.0829 UJ	1.93 J	1.98 J	0.397 J	< 0.0832 UJ	0.268	< 0.0837 UJ	0.687 J	< 0.0848 UJ
PCB-167	52663-72-6	ng/g	1.65	6.56	20.3	17 J	6.84 J	9.74 J	24.8 J	5.23 J	16.7 J	29.3 J	3.63 J	3.31 J	2.74	1.77	3.83	4.75
PCB-169	32774-16-6	ng/g	< 0.0471 U	< 0.0501 U	< 0.0511 U	< 0.0513 U	< 0.0504 U	< 0.0483 U	< 0.051 U	< 0.0501 U	< 0.0514 U	< 0.0506 U	< 0.0507 U	< 0.0503 U	< 0.0505 U	< 0.0505 U	< 0.0507 U	< 0.0512 U
PCB-170/190	PCB-170/190	ng/g	7.38	26.5	85 J	23.5 J	33.7 J	45.1 J	127 J	25.5 J	76 J	128 J	15.2 J	16.1 J	12.4	7.47	19.7	17.3
PCB-171	52663-71-5	ng/g	1.73	7.07	21.6	5.57 J	8.73 J	11.5 J	31.5 J	6.62 J	18.3 J	30.4 J	3.51 J	3.58 J	2.9	1.46	5.15	4.65
PCB-172/192	PCB-172/192	ng/g	1.01	3.44	10.7	3.1 J	4.68 J	5.79 J	15.9 J	3.4 J	9.35 J	16.9 J	2.08 J	1.95 J	1.68	0.818	2.75	2.5
PCB-173	68194-16-1	ng/g	< 0.0823 U	0.649	1.84	< 0.0897 U	0.566 J	1.01 J	2.6	0.658	1.47	2.71	0.295	< 0.0879 U	0.295	< 0.0884 UJ	0.425 J	0.411 J
PCB-174	38411-25-5	ng/g	6.78	21.8	70.6 J	19.5 J	29.1 J	39.9 J	107 J	21.6 J	61 J	107 J	12.7 J	13.1 J	10.4	5.59	15.5	14.5
PCB-175	40186-70-7	ng/g	0.261	0.908	2.76	0.85	1.14	1.48	4.1	0.832	2.1	4.01	0.431	0.464	0.341	< 0.0631 U	0.548	0.561
PCB-176	52663-65-7	ng/g	0.763	2.27	7.94	2.36 J	3.04 J	4.2 J	12.1 J	2.16 J	6.27 J	11.1 J	1.19 J	1.19 J	0.977	0.459	1.81	1.67
PCB-177	52663-70-4	ng/g	3.71 J	14.2 J	41.8 J	11.5 J	17.3 J	22.4 J	64.4 J	12.1 J	35.4 J	59.1 J	7.38 J	7.81 J	6.02	3.6	10.7	9.12
PCB-178	52663-67-9	ng/g	1.16	5.32	14.7	3.99 J	6.97 J	8.6 J	22.9 J	3.91 J	12.2 J	20.2 J	2.65 J	2.75 J	2.11 J	1.36	4.19	3.35
PCB-179	52663-64-6	ng/g	2.19	8.01	25.1	7.65 J	10.3 J	13.7 J	37.9 J	6.98 J	19.7 J	34.9 J	4.13 J	4.4 J	3.42	1.79	6.37	5.17
PCB-180	35065-29-3	ng/g	14	46 J	145 J	40.3 J	61.1 J	83.1 J	226 J	44.7 J	130 J	231 J	26.5 J	26.8 J	20.8	10.7	34.1	29.3
PCB-181	74472-47-2	ng/g	< 0.0864 U	< 0.0921 U	< 0.094 U	< 0.0943 U	< 0.0927 U	< 0.0887 U	< 0.0938 U	< 0.092 U	< 0.0945 U	< 0.0929 U	< 0.0932 U	< 0.0924 U	< 0.0927 U	< 0.0929 U	< 0.0932 U	< 0.0941 U
PCB-182/187	PCB-182/187	ng/g	6.69	26.6	77.1 J	21.8 J	35.7 J	45.2 J	121 J	22.5 J	65.7 J	109 J	13.6 J	13.9 J	10.8	6.2	20.7	17.1
PCB-183	52663-69-1	ng/g	3.1	10.7	35	9.61 J	14.4 J	19.6 J	52.2 J	10.3 J	29.6 J	50.9 J	5.76 J	5.83 J	4.53	2.23	8	7.27
PCB-184	74472-48-3	ng/g	< 0.0454 U	< 0.0484 U	< 0.0494 U	< 0.0495 U	< 0.0487 U	< 0.0466 U	< 0.0492 U	< 0.0484 U	< 0.0497 U	< 0.0488 U	< 0.049 U	< 0.0485 U	< 0.0487 U	< 0.0488 U	< 0.049 U	< 0.0494 U
PCB-185	52712-05-7	ng/g	0.822	2.35	8.2	2.52 J	3.56 J	4.73 J	12.8 J	2.59 J	7.38 J	12.8 J	1.52 J	1.63 J	1.37 J	0.847	1.8	1.62
PCB-186	74472-49-4	ng/g	< 0.0682 U	< 0.0727 U	< 0.0741 U	< 0.0744 U	< 0.0731 U	< 0.07 U	< 0.074 U	< 0.0726 U	< 0.0746 U	< 0.0733 U	< 0.0735 U	< 0.0729 U	< 0.0732 U	< 0.0733 U	< 0.0735 U	< 0.0743 U
PCB-188	74487-85-7	ng/g	< 0.0496 U	< 0.0529 U	< 0.0539 U	< 0.0541 U	< 0.0532 U	< 0.0509 U	< 0.0538 U	< 0.0528 U	< 0.0542 U	< 0.0533 U	< 0.0535 U	< 0.053 U	< 0.0532 U	< 0.0533 U	< 0.0535 U	< 0.054 U
PCB-189	39635-31-9	ng/g	0.548 J+	1.37 J+	4.72 J+	1.83 J	1.7 J	1.84 J	5.69 J	1.18 J	3.57 J	6.36 J	0.835 J	0.824 J	0.603 J+	< 0.0549 UJ	0.874 J	1.07 J
PCB-191	74472-50-7	ng/g	0.391	0.801	2.99	2.09 J	1.18 J	1.45 J	4.18 J	0.868 J	2.53 J	4.49 J	0.539 J	0.476 J	0.416	0.331 J	0.746 J	0.75 J
PCB-193	69782-91-8	ng/g	0.629	2.05	7.26	30.7 J	2.94 J	3.85 J	10.3 J	1.85 J	5.85 J	10.7 J	1.21 J	1.41 J	0.978	0.763	1.98	1.43
PCB-194	35694-08-7	ng/g	5.41 J	15.8 J	44.7 J	14.5 J	21.2 J	26.8 J	< 0.158 UJ	15.2 J	55 J	74.5 J	9.92 J	8.72 J	7.33	7.33	13.4	9.05
PCB-195	52663-78-2	ng/g	2.13	5.2	15.1	5.29 J	6.81 J	9.38 J	23.3 J	4.62 J	13.1 J	26 J	2.71 J	3.1 J	2.51 J	1.96	4.44	3.18
PCB-196/203	PCB-196/203	ng/g	4.96 J	14.9 J	47.7 J	15.2 J	22.3 J	28.8 J	70.9 J	13.6 J	39.5 J	71.5 J	8.28 J	8.71 J	6.81 J	5.08	12.7	9.64
PCB-197	33091-17-7	ng/g	< 0.0543 U	0.655	1.43	0.57	0.649	0.898	1.95	0.613	1.22	2.06	0.33	0.315	0.275	< 0.0584 U	0.4	0.309
PCB-198	68194-17-2	ng/g	< 0.0923 U	1.1	2.08	1.05	1.35	1.65	3.2	1.25	2.21	3.1	0.581	0.702	0.457	< 0.0991 UJ	0.786 J	0.663 J
PCB-199	52663-75-9	ng/g	3.9	13.3	40.7 J	13.2 J	18.8 J	24.8 J	59.4 J	11.2 J	32.9 J	59.1 J	7.13 J	7.62 J	5.94	4.52	10.9	8.22
PCB-200	52663-73-7	ng/g	0.638	1.57	4.71	1.64 J	2.1 J	3.18 J	6.86 J	1.48 J	3.83 J	7.04 J	0.922 J	0.953 J	0.724	< 0.0846 UJ	1.35 J	0.919 J
PCB-201	40186-71-8	ng/g	0.4	1.25	4.29	1.39 J	1.93 J	2.86 J	6.43 J	1.38 J	3.37 J	6.38 J	0.84 J	0.76 J	0.575	< 0.0507 UJ	1.4 J	0.951 J
PCB-202	2136-99-4	ng/g	0.589 J	2.38 J	6.89 J	2.12 J	3.35 J	4.27 J	9.78 J	1.97 J	5.5 J	8.97 J	1.04 J	1.19 J	1.07	1.16 J	1.99 J	1.51 J
PCB-204	74472-52-9	ng/g	< 0.0914 U	< 0.0974 U	< 0.0993 U	< 0.0997 U	< 0.0979 U	< 0.0937 U	< 0.0991 U	< 0.0973 U	< 0.0999 U	< 0.0982 U	< 0.0985 U	< 0.0977 U	< 0.098 U	< 0.0982 U	< 0.0985 U	< 0.0995 U
PCB-205	74472-53-0	ng/g	< 0.0505 U	0.974	2.1	< 0.0551 U	1.08	1.44	3.7	0.949	2.6	3.21	< 0.0545 U	< 0.054 U	0.435	< 0.0543 U	0.833	0.826
PCB-206	40186-72-9	ng/g	2.23	8.46	22.1	10.4 J	10.5 J	12.4 J	27.7 J	7.32 J	16.5 J	24.4 J	3.71 J	4.1 J	3.31	2.43	5.55	5.32
PCB-207	52663-79-3	ng/g	< 0.064 U	0.893	2.1	0.973	1.32	1.59	3	0.578	1.94	2.73	0.528	0.41	0.34	< 0.0688 UJ	0.783 J	0.583 J
PCB-208	52663-77-1	ng/g	0.61	2.47	6.18	3.57 J	3.07 J	3.99 J	7.02 J	2.29 J	4.72 J	5.96 J	0.967 J	1.22 J	0.941	1.13 J	1.75 J	1.67 J
PCB-209	2051-24-3	ng/g	1.39	5.15	10.1	9.61	5.16	6.36	8.77	6.2	7.63	7.3	1.85	1.88	1.67	1.9 J	2.76 J	3.05 J
Total Decachlorobiphenyls	RA_Total_DECPCB	ng/g	1.39	5.15	10.1	9.61	5.16	6.36	8.77	6.2	7.63	7.3	1.85	1.88	1.67	1.9	2.76	3.05
Total Dichlorobiphenyls	RA_Total_DIPCB	ng/g	37.823	301.1	1711.32	506.98	373.89	499.25	2757.3	219.26	373.36	187.89	48.198	98.689	34.879	43.49	298.91	408.49
Total Heptachlorobiphenyls	RA_Total_HEPPCB	ng/g	51.164	180.038	562.31	186.87	236.106	313.45	857.57	167.748	486.42	839.57	99.53	102.214	80.04	43.618	135.343	117.772
Total Hexachlorobiphenyls	RA_Total_HEXPCB	ng/g	144.433	605.39	1925.09	490.155	630.66	897.814	2543.82	523.35	1509.5	2584.99	299.913	308.253	247.965	130.433	411.116	426.357
Total Monochlorobiphenyls	RA_Total_MONPCB	ng/g	< 0.0452 U	61.257	67.78	12.21	51.692	28.922	61.44	1.933	29.561	4.86	6.7	15.45	5.38	5.61	67.24	65.27
Total Nonachlorobiphenyls	RA_Total_NONPCB	ng/g	2.84	11.823	30.38	14.943	14.89	17.98	37.72	10.188	23.16	33.09	5.205	5.73	4.591	3.56	8.083	7.573
Total Octachlorobiphenyls	RA_Total_OCTPCB	ng/g	18.027	57.129	169.7	54.96	79.569	104.078	185.52	52.262	159.23	261.86	31.753	32.07	26.126	20.05	48.199	35.268
Total Pentachlorobiphenyls	RA_Total_PENPCB	ng/g	688.909	1065.84	7155.54	2257.51	1854	2850.21	11934.7	2603.16	5730.38	11628.6	938.171	973.563	714.206	294.641	1130.4	945.88
Total Tetrachlorobiphenyls	RA_Total_TETPCB	ng/g	1650.16	1224.77	20377.2	7215.3	4581.1	7722.09	38614.2	7409.17	14460.7	24466.8	688.98	722.907	510.815	327.807	2295.89	1753.92
Total Trichlorobiphenyls	RA_Total_TRICPB	ng/g	647.336	449.7	13554.4	5940.19	2327.79	4937.15	32813.4	3512.53	4708.69	3478.01	123.97	133.08	79.8	111.43	777.2	854.96
Total PCB Congeners	RA_Tot_PCB_Cong	ng/g	3242.08	3962.2	45563.8	16688.7	10154.9	17377.3	89814.4	14505.8	27488.6	43493	2244.27	2393.84	1705.47	982.539	5175.15	4618.54
Total PCB TEQ (Bird)	RA-TEQ-B-PCB	ng/g	1.23730968	1.3203005	11.3782222	3.024509	3.0322327	4.8674418	24.3472939	3.8765127	10.9298717	15.8860186	1.85887215	1.66303994	1.31233703	0.7905666	2.99608704	1.1430656
Total PCB TEQ (Fish)	RA-TEQ-F-PCB	ng/g	0.00372639	0.01263955	0.0643511	0.01083295	0.0190805	0.0330951	0.12038195	0.01887135	0.06164635	0.1033808	0.012391575	0.01164397	0.007670815	0.0023436	0.01550007	0.00366625
Total PCB TEQ (Mammal)	RA-TEQ-M-PCB	ng/g	0.00660434	0.1843183	0.7088466	0.0187477	0.227187	0.4215356	1.2022517	0.1670721	0.6646881	1.2063548	0.15158345	0.14522282	0.08361189	0.0049177	0.17402342	0.0072785
TAL Metals and Mercury																		
Aluminum	7429-90-5	mg/kg	6300	10000	12000	6900	7500	7100	10000	3900	7800	7000	4600	6000	5400	4900	5900	7000
Calcium	7440-70-2	mg/kg	1400	3700	2800	1300	1900	1700	2500	1200	2400	1500	3000	3300	4000	3400	3800	4200
Iron	7439-89-6	mg/kg	11000	30000	15000	7400	19000	16000	65000	6600	17000	14000	11000	14000	15000	16000	18000	13000
Magnesium	7439-95-4	mg/kg	2100	2600	2400	1300	2100	1800	2000	1300	1800	1500	1500	2000	2100	1300	1800	1900
Potassium	7440-09-7	mg/kg	110 J	170 J	210 J	< 760 UJ	150 J-	< 710 UJ	230 J-	< 560 UJ	< 670 UJ	88 J-	< 510 UJ	< 470 UJ	< 500 UJ	150 J-	< 770 UJ	< 840 UJ
Sodium	7440-23-5	mg/kg	< 530 UJ	310 J-	190 J-	150 J	570 J	500 J	780	120 J	410 J	300 J	140 J	150 J	150 J	240 J	490 J	490 J
Antimony	7440-36-0	mg/kg	< 0.91 U	2.3	2.3	1.6 J	2.4 J	1.7 J	6.4 J	< 1.1 UJ	2.2 J	1.3 J	< 1.0 UJ	< 0.90 UJ	< 1.0 UJ	< 1.0 U	< 1.8 U	< 2.0 U
Arsenic	7440-38-2	mg/kg	2.2 J+	9.3	10	9.8 J	9.5 J	5.8 J	17 J	3.5 J	8.0 J	8.0 J	4.1 J	3.4 J	4.1 J	6.5 J	4.8 J	3.4 J
Barium	7440-39-3	mg/kg	23	120	110	52 J+	70 J+	58 J+	72 J+	22 J+	88 J+	62 J+	50 J+	47 J+	51 J+	37 J+	80 J+	61 J+
Beryllium	7440-41-7	mg/kg	< 0.46 U	0.75 J+	0.98 J+	< 0.75 UJ	< 0.90 UJ	< 0.74 UJ	< 0.82 UJ	< 0.54 UJ	1.2 J	0.61 J	< 0.52 UJ	< 0.45 UJ	< 0.50 UJ	< 0.52 UJ	< 0.89 UJ	< 1.0 UJ

Table 12
Phase 2 Reach Floodplain Soil Analytical Results
Phase 2 Data Evaluation Summary Memorandum
Lower Neponset River
Boston and Milton, Massachusetts

Analyte	CAS Number	Units	24D-0088 24D-0088-CS 7/1/2024 N 2 - 3 ft	24D-0089 24D-0089-AS 7/1/2024 N 0 - 1 ft	24D-0089 24D-0089-BS 7/1/2024 N 1 - 2 ft	24D-0089 24D-0089-CS 7/8/2024 N 2 - 3 ft	24D-0090 24D-0090-AD 7/8/2024 FD 0 - 1 ft	24D-0090 24D-0090-AS 7/8/2024 N 0 - 1 ft	24D-0090 24D-0090-BS 7/8/2024 N 1 - 2 ft	24D-0090 24D-0090-CS 7/8/2024 N 2 - 2.9 ft	24D-0091 24D-0091-AS 7/8/2024 N 0 - 1 ft	24D-0091 24D-0091-BS 7/8/2024 N 1 - 1.8 ft	24D-0092 24D-0092-AD 7/8/2024 FD 0 - 1 ft	24D-0092 24D-0092-AS 7/8/2024 N 0 - 1 ft	24D-0092 24D-0092-BS 7/8/2024 N 1 - 1.3 ft	24D-0093 24D-0093-AS 7/11/2024 N 0 - 0.7 ft	24D-0094 24D-0094-AS 7/11/2024 N 0 - 1 ft	24D-0094 24D-0094-BS 7/11/2024 N 1 - 2 ft
Cadmium	7440-43-9	mg/kg	0.21 J	1.8	2.7	1.7 J-	0.54 J-	0.48 J-	1.6 J-	0.22 J-	3.6 J-	1.4 J-	0.59 J-	0.57 J-	0.56 J-	0.44 J-	1.3 J-	3.6 J-
Chromium, Total	7440-47-3	mg/kg	33 JEB	88 JEB	170 JEB	130 J	86 J	72 J	200 J	42 J	110 J	130 J	39 J	39 J	38 J	13 J	34 J	37 J
Cobalt	7440-48-4	mg/kg	2.7 J+	9.5 J+	5.9 J+	4.5 J	5.8 J	4.7 J	6.9 J	4.9 J	9.6 J	8.4 J	5.4 J	4.6 J	6.4 J	2.5 J+	4.6 J+	1.9 J+
Copper	7440-50-8	mg/kg	26 J	92 J+	130 J+	130 J-	120 J-	82 J-	150 J-	44 J-	240 J-	150 J-	59 J-	54 J-	59 J-	53 J-	79 J-	120 J-
Lead	7439-92-1	mg/kg	35 J	240	420	220 J+	1000 J+	660 J+	500 J+	92 J+	400 J+	230 J+	170 J+	120 J+	120 J+	190 J+	140 J+	220 J+
Manganese	7439-96-5	mg/kg	72 JEB	800 JEB	210 JEB	100 J+	280 J+	230 J+	210 J+	88 J+	450 J+	290 J+	280 J+	260 J+	360 J+	270 J+	420 J+	96 J+
Nickel	7440-02-0	mg/kg	7.1 JEB	17 JEB	20 JEB	9.4	20	17	21	11	24	15	12	13	14	6.8	7.2	6.9
Selenium	7782-49-2	mg/kg	< 2.3 U	0.97 J	< 3.7 U	< 3.8 UJ	< 4.5 UJ	< 3.7 UJ	< 4.1 UJ	< 2.7 UJ	< 3.7 UJ	< 2.6 UJ	< 2.6 UJ	< 2.3 UJ	< 2.5 UJ	< 2.6 UJ	< 4.5 UJ	< 5.0 UJ
Silver	7440-22-4	mg/kg	0.14 J	0.66 J	1.1 J	0.44 J	0.47 J	0.34 J	0.75 J	0.14 J	0.54 J	0.35 J	0.23 J	0.24 J	0.22 J	0.17 J	0.34 J	0.53 J
Thallium	7440-28-0	mg/kg	< 0.46 U	0.085 J	0.13 J	0.11 J	0.063 J	0.067 J	0.074 J	< 0.54 U	0.18 J	0.084 J	0.042 J	0.045 J	0.045 J	< 0.52 U	< 0.89 U	< 1.0 U
Vanadium	7440-62-2	mg/kg	10	40	63	26 J	57 J	41 J	67 J	23 J	47 J	33 J	20 J	18 J	20 J	18	20	24
Zinc	7440-66-6	mg/kg	75 JEB	280 JEB	360 JEB	260	270	200	2000	96	530	360	300	280	290	120 J	230 J	210 J
Mercury	7439-97-6	mg/kg	0.31	0.96	1.8	1.5 J-	1.1 J-	1.2 J-	2.2 J-	0.28 J-	1.6 J-	1.3 J-	0.57 J-	0.50 J-	0.48 J-	0.81 J-	1.1 J-	0.93 J-
TCL VOCs																		
1,1,1-Trichloroethane (TCA)	71-55-6	ug/kg	< 5.8 U	< 9.5 U	< 10 U	< 8.2 U	< 9.4 U	< 7.9 U	< 9.0 U	< 5.4 U	< 7.5 U	< 5.7 U	< 5.9 U	< 5.7 U	< 5.1 UJ	< 5.8 U	< 11 U	< 12 U
1,1,2,2-TETRACHLOROETHANE	79-34-5	ug/kg	< 5.8 U	< 9.5 U	< 10 U	< 8.2 U	< 9.4 U	< 7.9 U	< 9.0 U	< 5.4 U	< 7.5 U	< 5.7 U	< 5.9 U	< 5.7 U	< 5.1 U	< 5.8 U	< 11 U	< 12 U
1,1,2-TRICHLORO-1,2,2-TRIFLUOROETHANE	76-13-1	ug/kg	< 5.8 U	< 9.5 U	< 10 U	< 8.2 U	< 9.4 U	< 7.9 U	< 9.0 U	< 5.4 U	< 7.5 U	< 5.7 U	< 5.9 U	< 5.7 U	< 5.1 UJ	< 5.8 U	< 11 U	< 12 U
1,1,2-Trichloroethane	79-00-5	ug/kg	< 5.8 U	< 9.5 U	< 10 U	< 8.2 U	< 9.4 U	< 7.9 U	< 9.0 U	< 5.4 U	< 7.5 U	< 5.7 U	< 5.9 U	< 5.7 U	< 5.1 U	< 5.8 U	< 11 U	< 12 U
1,1-Dichloroethane	75-34-3	ug/kg	< 5.8 U	< 9.5 U	< 10 U	< 8.2 U	< 9.4 U	< 7.9 U	< 9.0 U	< 5.4 U	< 7.5 U	< 5.7 U	< 5.9 U	< 5.7 U	< 5.1 U	< 5.8 U	< 11 U	< 12 U
1,1-Dichloroethene	75-35-4	ug/kg	< 5.8 U	< 9.5 U	< 10 U	< 8.2 U	< 9.4 U	< 7.9 U	< 9.0 U	< 5.4 U	< 7.5 U	< 5.7 U	< 5.9 U	< 5.7 U	< 5.1 U	< 5.8 U	< 11 U	< 12 U
1,2,3-Trichlorobenzene	87-61-6	ug/kg	< 5.8 U	< 9.5 U	< 10 UJ	< 8.2 U	< 800 U	< 7.9 U	< 9.0 UJ	< 5.4 U	< 480 U	< 5.7 U	< 5.9 U	< 390 U	< 5.1 UJ	< 5.8 U	< 11 UJ	< 12 U
1,2,3-TRICHLOROPROPANE	96-18-4	ug/kg	< 5.8 U	< 9.5 U	< 10 U	< 8.2 U	< 9.4 U	< 7.9 U	< 9.0 U	< 5.4 U	< 7.5 U	< 5.7 U	< 5.9 U	< 5.7 U	< 5.1 U	< 5.8 U	< 11 U	< 12 U
1,2,4-TRICHLOROBENZENE	120-82-1	ug/kg	< 5.8 U	< 9.5 U	< 10 UJ	< 8.2 U	< 800 U	< 7.9 U	< 9.0 UJ	< 5.4 U	< 480 U	< 5.7 U	< 5.9 U	< 390 U	< 5.1 UJ	< 5.8 U	< 11 UJ	< 12 U
1,2,4-Trimethylbenzene	95-63-6	ug/kg	< 5.8 U	< 9.5 U	< 10 U	< 8.2 U	< 800 U	< 7.9 U	< 9.0 U	< 5.4 U	< 480 U	< 5.7 U	< 5.9 U	< 390 U	< 5.1 U	< 5.8 U	< 800 U	< 12 U
1,2-Dibromo-3-Chloropropane	96-12-8	ug/kg	< 5.8 U	< 9.5 U	< 10 U	< 8.2 U	< 800 U	< 7.9 U	< 9.0 U	< 5.4 U	< 480 U	< 5.7 U	< 5.9 U	< 390 U	< 5.1 U	< 5.8 U	< 11 UJ	< 12 U
1,2-Dibromoethane (Ethylene Dibromide)	106-93-4	ug/kg	< 5.8 U	< 9.5 U	< 10 U	< 8.2 U	< 9.4 U	< 7.9 U	< 9.0 U	< 5.4 U	< 7.5 U	< 5.7 U	< 5.9 U	< 5.7 U	< 5.1 UJ	< 5.8 U	< 11 U	< 12 U
1,2-Dichlorobenzene	95-50-1	ug/kg	< 5.8 U	< 9.5 U	< 10 UJ	< 8.2 U	< 800 U	< 7.9 U	< 9.0 UJ	< 5.4 U	< 480 U	< 5.7 U	< 5.9 U	< 390 U	< 5.1 UJ	< 5.8 U	< 11 UJ	< 12 U
1,2-Dichloroethane	107-06-2	ug/kg	< 5.8 U	< 9.5 U	< 10 U	< 8.2 U	< 9.4 U	< 7.9 U	< 9.0 U	< 5.4 U	< 7.5 U	< 5.7 U	< 5.9 U	< 5.7 U	< 5.1 UJ	< 5.8 U	< 11 U	< 12 U
1,2-DICHLOROPROPANE	78-87-5	ug/kg	< 5.8 U	< 9.5 U	< 10 U	< 8.2 U	< 9.4 U	< 7.9 U	< 9.0 U	< 5.4 U	< 7.5 U	< 5.7 U	< 5.9 U	< 5.7 U	< 5.1 U	< 5.8 U	< 11 U	< 12 U
1,3,5-Trimethylbenzene (Mesitylene)	108-67-8	ug/kg	< 5.8 U	< 9.5 U	< 10 U	< 8.2 U	< 800 U	< 7.9 U	< 9.0 U	< 5.4 U	< 480 U	< 5.7 U	< 5.9 U	< 390 U	< 5.1 U	< 5.8 U	< 800 U	< 12 U
1,3-DICHLOROBENZENE	541-73-1	ug/kg	< 5.8 U	< 9.5 U	< 10 UJ	< 8.2 U	< 800 U	< 7.9 U	< 9.0 UJ	< 5.4 U	< 480 U	< 5.7 U	< 5.9 U	< 390 U	< 5.1 UJ	< 5.8 U	< 11 UJ	< 12 U
1,4-DICHLOROBENZENE	106-46-7	ug/kg	< 5.8 U	< 9.5 U	< 10 UJ	< 8.2 U	< 800 U	< 7.9 U	< 9.0 UJ	< 5.4 U	< 480 U	< 5.7 U	< 5.9 U	< 390 U	< 5.1 UJ	< 5.8 U	< 11 UJ	< 12 U
2-HEXANONE	591-78-6	ug/kg	< 12 U	< 19 U	< 21 U	< 16 U	< 19 U	< 16 U	< 18 U	< 11 U	< 15 U	< 11 U	< 12 U	< 11 U	< 10 U	< 12 U	< 23 U	< 24 U
ACETONE	67-64-1	ug/kg	< 12 U	< 19 U	34 EB	27 JEB	< 19 U	< 16 U	62 EB	< 11 U	< 15 U	< 11 U	< 12 U	< 11 U	< 10 U	< 12 U	< 23 U	< 24 U
Benzene	71-43-2	ug/kg	< 5.8 U	< 9.5 U	< 10 U	< 8.2 U	< 9.4 U	< 7.9 U	< 9.0 U	< 5.4 U	< 7.5 U	< 5.7 U	< 5.9 U	< 5.7 U	< 5.1 U	< 5.8 U	< 11 U	< 12 U
BROMOCHLOROMETHANE	74-97-5	ug/kg	< 5.8 U	< 9.5 U	< 10 U	< 8.2 U	< 9.4 U	< 7.9 U	< 9.0 U	< 5.4 U	< 7.5 U	< 5.7 U	< 5.9 U	< 5.7 U	< 5.1 U	< 5.8 U	< 11 U	< 12 U
BROMODICHLOROMETHANE	75-27-4	ug/kg	< 5.8 U	< 9.5 U	< 10 U	< 8.2 U	< 9.4 U	< 7.9 U	< 9.0 U	< 5.4 U	< 7.5 U	< 5.7 U	< 5.9 U	< 5.7 U	< 5.1 U	< 5.8 U	< 11 U	< 12 U
BROMOFORM	75-25-2	ug/kg	< 5.8 U	< 9.5 U	< 10 U	< 8.2 U	< 800 U	< 7.9 U	< 9.0 U	< 5.4 U	< 480 U	< 5.7 U	< 5.9 U	< 390 U	< 5.1 U	< 5.8 U	< 11 UJ	< 12 U
BROMOMETHANE	74-83-9	ug/kg	< 5.8 U	< 9.5 U	< 10 U	< 8.2 U	< 9.4 U	< 7.9 U	< 9.0 U	< 5.4 U	< 7.5 U	< 5.7 U	< 5.9 U	< 5.7 U	< 5.1 U	< 5.8 U	< 11 U	< 12 U
CARBON DISULFIDE	75-15-0	ug/kg	< 5.8 U	< 9.5 U	< 10 U	< 8.2 U	< 9.4 U	< 7.9 U	< 9.0 U	< 5.4 U	< 7.5 U	< 5.7 U	< 5.9 U	< 5.7 U	< 5.1 U	< 5.8 UJ	< 11 UJ	< 12 U
CARBON TETRACHLORIDE	56-23-5	ug/kg	< 5.8 U	< 9.5 U	< 10 U	< 8.2 U	< 9.4 U	< 7.9 U	< 9.0 U	< 5.4 U	< 7.5 U	< 5.7 U	< 5.9 U	< 5.7 U	< 5.1 UJ	< 5.8 U	< 11 U	< 12 U
Chlorobenzene	108-90-7	ug/kg	< 5.8 U	< 9.5 U	< 10 UJ	< 8.2 U	< 9.4 U	< 7.9 U	< 9.0 UJ	< 5.4 U	< 7.5 U	< 5.7 U	< 5.9 U	< 5.7 U	< 5.1 UJ	< 5.8 U	< 11 U	< 12 U
CHLOROETHANE	75-00-3	ug/kg	< 5.8 U	< 9.5 U	< 10 U	< 8.2 U	< 9.4 U	< 7.9 U	< 9.0 U	< 5.4 U	< 7.5 U	< 5.7 U	< 5.9 U	< 5.7 U	< 5.1 U	< 5.8 U	< 11 U	< 12 U
Chloroform	67-66-3	ug/kg	< 5.8 U	< 9.5 U	< 10 U	< 8.2 U	< 9.4 U	< 7.9 U	< 9.0 U	< 5.4 U	< 7.5 U	< 5.7 U	< 5.9 U	< 5.7 U	< 5.1 U	< 5.8 U	< 11 U	< 12 U
CHLOROMETHANE	74-87-3	ug/kg	< 5.8 U	< 9.5 U	< 10 U	< 8.2 U	< 9.4 U	< 7.9 U	< 9.0 U	< 5.4 U	< 7.5 U	< 5.7 U	< 5.9 U	< 5.7 U	< 5.1 U	< 5.8 UJ	< 11 UJ	< 12 U
CIS-1,2-DICHLOROETHYLENE	156-59-2	ug/kg	< 5.8 U	< 9.5 U	< 10 U	< 8.2 U	< 9.4 U	< 7.9 U	< 9.0 U	< 5.4 U	< 7.5 U	< 5.7 U	< 5.9 U	< 5.7 U	< 5.1 U	< 5.8 U	< 11 U	< 12 U
cis-1,3-Dichloropropene	10061-01-5	ug/kg	< 5.8 U	< 9.5 U	< 10 U	< 8.2 U	< 9.4 U	< 7.9 U	< 9.0 U	< 5.4 U	< 7.5 U	< 5.7 U	< 5.9 U	< 5.7 U	< 5.1 U	< 5.8 U	< 11 U	< 12 U
Cyclohexane	110-82-7	ug/kg	< 5.8 U	< 9.5 U	< 10 U	< 8.2 U	< 9.4 U	< 7.9 U	< 9.0 U	< 5.4 U	< 7.5 U	< 5.7 U	< 5.9 U	< 5.7 U	< 5.1 U	< 5.8 U	< 11 U	< 12 U
DIBROMOCHLOROMETHANE	124-48-1	ug/kg	< 5.8 U	< 9.5 U	< 10 U	< 8.2 U	< 9.4 U	< 7.9 U	< 9.0 U	< 5.4 U	< 7.5 U	< 5.7 U	< 5.9 U	< 5.7 U	< 5.1 U	< 5.8 U	< 11 U	< 12 U
Dichlorodifluoromethane	75-71-8	ug/kg	< 5.8 U	< 9.5 U	< 10 U	< 8.2 U	< 9.4 U	< 7.9 U	< 9.0 U	< 5.4 U	< 7.5 U	< 5.7 U	< 5.9 U	< 5.7 U	< 5.1 U	< 5.8 U	< 11 U	< 12 U
Ethylbenzene	100-41-4	ug/kg	< 5.8 U	< 9.5 U	< 10 U	< 8.2 U	< 9.4 U	< 7.9 U	< 9.0 U	< 5.4 U	< 7.5 U	< 5.7 U	< 5.9 U	< 5.7 U	< 5.1 U	< 5.8 U	< 11 U	< 12 U
Isopropylbenzene (Cumene)	98-82-8	ug/kg	< 5.8 U	< 9.5 U	< 10 U	< 8.2 U	< 800 U	< 7.9 U	< 9.0 U	< 5.4 U	< 480 U	< 5.7 U	< 5.9 U	< 390 U	< 5.1 U	< 5.8 U	< 800 U	< 12 U
m,p-Xylene	179601-23-1	ug/kg	< 5.8 U	< 9.5 U	< 10 U	< 8.2 U	< 9.4 U	< 7.9 U	< 9.0 U	< 5.4 U	< 7.5 U	< 5.7 U	< 5.9 U	< 5.7 U	< 5.1 U	< 5.8 U	< 11 U	< 12 U
METHYL ACETATE	79-20-9	ug/kg	< 5.8 U	< 9.5 U	< 10 U	< 8.2 U	< 9.4 U	< 7.9 U	< 9.0 U	< 5.4 U	< 7.5 U	< 5.7 U	< 5.9 U	< 5.7 U	< 5.1 UJ	< 5.8 U	2200 J-	< 12 U
Methyl Ethyl Ketone (2-Butanone)	78-93-3	ug/kg	< 12 U	< 19 U	< 21 U	< 16 U	< 19 U	< 16 U	18	< 11 U	< 15 U	< 11 U	< 12 U	< 11 U	< 10 U	< 12 U	< 23 U	< 24 U
METHYL ISOBUTYL KETONE (4-METHYL-2-PENTANONE)	108-10-1	ug/kg	< 12 U	< 19 U	< 21 U	< 16 U	< 19 U	< 16 U	< 18 U	< 11 U	< 15 U	< 11 U	< 12 U	< 11 U	< 10 U	< 12 U	< 23 U	< 24 U
Methylcyclohexane	108-87-2	ug/kg	< 5.8 U	< 9.5 U	< 10 U	< 8.2 U	< 9.4 U	< 7.9 U	< 9.0 U	< 5.4 U	< 7.5 U	< 5.7 U	< 5.9 U	< 5.7 U	< 5.1 U	< 5.8 U	< 11 U	< 12 U
Methylene Chloride	75-09-2	ug/kg	6.8 J+	14 J+	17 J+	< 8.2 U	< 9.4 U	< 7.9 U	9.3 J+	< 5.4 U	< 7.5 U	< 5.7 U	< 5.9 U	< 5.7 U	< 5.2 UJ	< 5.8 U	< 11 U	54
o-Xylene (1,2-Dimethylbenzene)	95-47-6	ug/kg	< 5.8 U	< 9.5 U	< 10 U	< 8.2 U	< 9.4 U	< 7.9 U	< 9.0 U	< 5.4 U	< 7.5 U	< 5.7 U	< 5.9 U	< 5.7 U	< 5.1 U	< 5.8 U	< 11 U	< 12 U
Styrene	100-42-5	ug/kg	< 5.8 U	< 9.5 U	< 10 U	< 8.2 U	< 9.4 U	< 7.9 U	< 9.0 U	< 5.4 U	< 7.5 U	< 5.7 U	< 5.9 U	< 5.7 U	< 5.1 U	< 5.8 U	< 11 U	< 12 U
TERT-BUTYL METHYL ETHER	1634-04-4	ug/kg	< 5.8 U	< 9.5 U	< 10 U	< 8.2 U	< 9.4 U	< 7.9 U	< 9.0 U	< 5.4 U	< 7.5 U	< 5.7 U	< 5.9 U	< 5.7 U	< 5.1 UJ	< 5.8 U	< 11 U	< 12 U
Tetrachloroethylene (PCE)	127-18-4	ug/kg	< 5.8 U	< 9.5 U	< 10 U	< 8.2 U	< 9.4 U	< 7.9 U	< 9.0 U	< 5.4 U	< 7.5 U	< 5.7 U	< 5.9 U	< 5.7 U	< 5.1 U	< 5.8 U	< 11 U	< 12 U
Toluene	108-88-3	ug/kg	< 5.8 U	< 9.5 U	< 10 U	< 8.2 U	< 9.4 U	< 7.9 U	< 9.0 U	< 5.4 U	< 7.5 U	< 5.7 U	< 5.9 U	< 5.7 U	< 5.1 U	< 5.8 U	< 11 U	< 12 U
Trans-1,2-Dichloroethylene	156-60-5	ug/kg	< 5.8 U	< 9.5 U	< 10 U	< 8.2 U	< 9.4 U	< 7.9 U	< 9.0 U	< 5.4 U	< 7.5 U	< 5.7 U	< 5.9 U	< 5.7 U	< 5.1 U	< 5.8 U	< 11 U	< 12 U
Trans-1,3-Dichloropropene	10061-02-6	ug/kg	< 5.8 U	< 9.5 U	< 10 U	< 8.2 U	< 9.4 U	< 7.9 U	< 9.0 U	< 5.4 U	< 7.5 U	< 5.7 U	< 5.9 U	< 5.7 U	< 5.1 U	< 5.8 U	< 11 U	< 12 U
Trichloroethylene (TCE)	79-01-6	ug/kg	< 5.8 U	< 9.5 U	< 10 U	< 8.2 U	< 9.4 U	< 7.9 U	< 9.0 U	< 5.4 U	< 7.5 U	< 5.7 U	< 5.9 U	< 5.7 U	< 5.1 U	< 5.8 U	< 11 U	< 12 U
Trichlorofluoromethane	75-69-4	ug/kg	< 5.8 U	< 9.5 U	< 10 U	< 8.2 U	< 9.4 U	< 7.9 U	< 9.0 U	< 5.4 U	< 7.5 U	< 5.7 U	< 5.9 U	< 5.7 U	< 5.1 UJ	< 5.8 U	< 11 U	< 12 U
Vinyl Chloride	75-01-4	ug/kg	< 5.8 U	< 9.5 U	< 10 U	< 8.2 U	< 9.4 U	< 7.9 U	< 9.0 U	< 5.4 U	< 7.5 U	< 5.7 U	< 5.9 U	< 5.7 U	< 5.1 U	< 5.8 U	< 11 U	< 12 U

Table 12
Phase 2 Reach Floodplain Soil Analytical Results
Phase 2 Data Evaluation Summary Memorandum
Lower Neponset River
Boston and Milton, Massachusetts

Analyte	CAS Number	Units	24D-0088 24D-0088-CS 7/1/2024 N 2 - 3 ft	24D-0089 24D-0089-AS 7/1/2024 N 0 - 1 ft	24D-0089 24D-0089-BS 7/1/2024 N 1 - 2 ft	24D-0089 24D-0089-CS 7/8/2024 N 2 - 3 ft	24D-0090 24D-0090-AD 7/8/2024 FD 0 - 1 ft	24D-0090 24D-0090-AS 7/8/2024 N 0 - 1 ft	24D-0090 24D-0090-BS 7/8/2024 N 1 - 2 ft	24D-0090 24D-0090-CS 7/8/2024 N 2 - 2.9 ft	24D-0091 24D-0091-AS 7/8/2024 N 0 - 1 ft	24D-0091 24D-0091-BS 7/8/2024 N 1 - 1.8 ft	24D-0092 24D-0092-AD 7/8/2024 FD 0 - 1 ft	24D-0092 24D-0092-AS 7/8/2024 N 0 - 1 ft	24D-0092 24D-0092-BS 7/8/2024 N 1 - 1.3 ft	24D-0093 24D-0093-AS 7/11/2024 N 0 - 0.7 ft	24D-0094 24D-0094-AS 7/11/2024 N 0 - 1 ft	24D-0094 24D-0094-BS 7/11/2024 N 1 - 2 ft
TCL SVOCs																		
1,2,4,5-TETRACHLOROBENZENE	95-94-3	ug/kg	< 230 U	< 350 U	< 370 U	< 300 U	< 320 U	< 300 U	< 330 U	< 220 U	< 260 U	< 210 U	< 210 U	< 210 U	< 200 U	< 190 U	< 370 U	< 400 U
1,4-Dioxane (P-Dioxane)	123-91-1	ug/kg	< 88 U	< 140 U	< 150 U	< 120 U	< 120 U	< 120 U	< 130 U	< 85 U	< 100 U	< 84 U	< 82 U	< 82 U	< 79 U	< 76 U	< 140 U	< 160 U
1-Methylnaphthalene	90-12-0	ug/kg	< 4.4 U	8.8	1.5 J	< 5.9 U	14 J	41 J	2.2 J	35	15	2.4 J	340	15	21	14	9.9	6.6 J
2,3,4,6-TETRACHLOROPHENOL	58-90-2	ug/kg	< 230 U	< 350 U	< 370 U	< 300 U	< 320 U	< 300 U	< 330 U	< 220 U	< 260 U	< 210 U	< 210 U	< 210 U	< 200 U	< 190 U	< 370 U	< 400 U
2,4,5-TRICHLOROPHENOL	95-95-4	ug/kg	< 230 U	< 350 U	< 370 U	< 300 U	< 320 U	< 300 U	< 330 U	< 220 U	< 260 U	< 210 U	< 210 U	< 210 U	< 200 U	< 190 U	< 370 U	< 400 U
2,4,6-TRICHLOROPHENOL	88-06-2	ug/kg	< 230 U	< 350 U	< 370 U	< 300 U	< 320 U	< 300 U	< 330 U	< 220 U	< 260 U	< 210 U	< 210 U	< 210 U	< 200 U	< 190 U	< 370 U	< 400 U
2,4-DICHLOROPHENOL	120-83-2	ug/kg	< 230 U	< 350 U	< 370 U	< 300 U	< 320 U	< 300 U	< 330 U	< 220 U	< 260 U	< 210 U	< 210 U	< 210 U	< 200 U	< 190 U	< 370 U	< 400 U
2,4-DIMETHYLPHENOL	105-67-9	ug/kg	< 230 U	< 350 UJ	< 370 U	< 300 U	< 320 UJ	< 300 UJ	< 330 UJ	< 220 U	< 260 UJ	< 210 U	< 210 UJ	< 210 UJ	< 200 U	< 190 U	< 370 U	< 400 U
2,4-DINITROPHENOL	51-28-5	ug/kg	< 440 U	< 670 U	< 720 U	< 590 U	< 620 U	< 580 U	< 640 U	< 420 U	< 510 U	< 420 U	< 400 U	< 410 U	< 390 U	< 380 U	< 710 U	< 780 U
2,4-DINITROTOLUENE	121-14-2	ug/kg	< 230 U	< 350 U	< 370 U	< 300 U	< 320 UJ	< 300 U	< 330 UJ	< 220 U	< 260 UJ	< 210 U	< 210 UJ	< 210 UJ	< 200 U	< 190 U	< 370 U	< 400 U
2,6-DINITROTOLUENE	606-20-2	ug/kg	< 230 U	< 350 U	< 370 U	< 300 U	< 320 U	< 300 U	< 330 U	< 220 U	< 260 U	< 210 U	< 210 U	< 210 U	< 200 U	< 190 U	< 370 U	< 400 U
2-CHLORONAPHTHALENE	91-58-7	ug/kg	< 230 U	< 350 U	< 370 U	< 300 U	< 320 U	< 300 U	< 330 U	< 220 U	< 260 U	< 210 U	< 210 U	< 210 U	< 200 U	< 190 U	< 370 U	< 400 U
2-CHLOROPHENOL	95-57-8	ug/kg	< 230 U	< 350 U	< 370 U	< 300 U	< 320 U	< 300 U	< 330 U	< 220 U	< 260 U	< 210 U	< 210 U	< 210 U	< 200 U	< 190 U	< 370 U	< 400 U
2-Methylnaphthalene	91-57-6	ug/kg	< 4.4 U	10	2.3 J	1.4 J	16 J	46 J	3.1 J	42	21	3.7 J	690 J	19 J	27 EB	16 EB	10 EB	8.6 EB
2-METHYLPHENOL (O-CRESOL)	95-48-7	ug/kg	< 440 U	< 670 U	< 720 U	< 590 U	< 620 U	< 580 U	< 640 U	< 420 U	< 510 U	< 420 U	< 400 U	< 410 U	< 390 U	< 380 U	< 710 U	< 780 U
2-NITROANILINE	88-74-4	ug/kg	< 230 U	< 350 U	< 370 U	< 300 U	< 320 U	< 300 U	< 330 U	< 220 U	< 260 U	< 210 U	< 210 U	< 210 U	< 200 U	< 190 U	< 370 U	< 400 U
2-NITROPHENOL	88-75-5	ug/kg	< 230 U	< 350 U	< 370 U	< 300 U	< 320 U	< 300 U	< 330 U	< 220 U	< 260 U	< 210 U	< 210 U	< 210 U	< 200 U	< 190 U	< 370 U	< 400 U
3,3'-DICHLOROBENZIDINE	91-94-1	ug/kg	< 440 U	< 670 U	< 720 U	< 590 U	< 620 U	< 580 U	< 640 U	< 420 U	< 510 U	< 420 U	< 400 U	< 410 U	< 390 U	< 380 U	< 710 U	< 780 U
3-NITROANILINE	99-09-2	ug/kg	< 440 U	< 670 U	< 720 U	< 590 U	< 620 U	< 580 U	< 640 U	< 420 U	< 510 U	< 420 U	< 400 U	< 410 U	< 390 U	< 380 U	< 710 U	< 780 U
4,6-DINITRO-2-METHYLPHENOL	534-52-1	ug/kg	< 440 U	< 670 U	< 720 U	< 590 U	< 620 U	< 580 U	< 640 U	< 420 U	< 510 U	< 420 U	< 400 U	< 410 U	< 390 U	< 380 U	< 710 U	< 780 U
4-BROMOPHENYL PHENYL ETHER	101-55-3	ug/kg	< 230 U	< 350 U	< 370 U	< 300 U	< 320 U	< 300 U	< 330 U	< 220 U	< 260 U	< 210 U	< 210 U	< 210 U	< 200 U	< 190 U	< 370 U	< 400 U
4-CHLORO-3-METHYLPHENOL	59-50-7	ug/kg	< 230 U	< 350 U	< 370 U	< 300 U	< 320 U	< 300 U	< 330 U	< 220 U	< 260 U	< 210 U	< 210 U	< 210 U	< 200 U	< 190 U	< 370 U	< 400 U
4-CHLOROANILINE	106-47-8	ug/kg	< 440 U	< 670 U	< 720 U	< 590 U	< 620 U	< 580 U	< 640 U	< 420 U	< 510 UJ	< 420 U	< 400 U	< 410 U	< 390 U	< 380 U	< 710 U	< 780 U
4-CHLOROPHENYL PHENYL ETHER	7005-72-3	ug/kg	< 230 U	< 350 U	< 370 U	< 300 U	< 320 U	< 300 U	< 330 U	< 220 U	< 260 U	< 210 U	< 210 U	< 210 U	< 200 U	< 190 U	< 370 U	< 400 U
4-METHYLPHENOL (P-CRESOL)	106-44-5	ug/kg	< 440 U	< 670 U	< 720 U	< 590 U	< 620 U	< 580 U	< 640 U	< 420 U	< 510 U	< 420 U	< 400 U	< 410 U	< 390 U	< 380 U	< 710 U	< 780 U
4-Nitroaniline	100-01-6	ug/kg	< 440 U	< 670 U	< 720 U	< 590 U	< 620 U	< 580 U	< 640 U	< 420 U	< 510 U	< 420 U	< 400 U	< 410 U	< 390 U	< 380 U	< 710 U	< 780 U
4-NITROPHENOL	100-02-7	ug/kg	< 440 U	< 670 U	< 720 U	< 590 U	< 620 U	< 580 U	< 640 U	< 420 U	< 510 U	< 420 U	< 400 U	< 410 U	< 390 U	< 380 U	< 710 U	< 780 U
Acenaphthene	83-32-9	ug/kg	< 4.4 U	36	4.2 J	< 5.9 U	86 J	240 J	5.8 J	110	43	5.3	970 J	48 J	58	78	77	33
ACENAPHTHYLENE	208-96-8	ug/kg	1.9 J	60	9.3	3.1 J	30	33	8.5	9.9	110	11	< 210 U	65	37	45	27	33
Acetophenone	98-86-2	ug/kg	< 440 U	< 670 U	< 720 U	< 590 U	< 620 U	< 580 U	< 640 U	< 420 U	< 510 U	< 420 U	< 400 U	< 410 U	< 390 U	< 380 U	< 710 U	< 780 U
ANTHRACENE	120-12-7	ug/kg	2.3 J	140	12	2.6 J	420	390	12	110	150	18	1400 J	130 J	150	220	210	110
ATRAZINE	1912-24-9	ug/kg	< 440 U	< 670 U	< 720 U	< 590 U	< 620 U	< 580 U	< 640 U	< 420 U	< 510 U	< 420 U	< 400 U	< 410 U	< 390 U	< 380 U	< 710 U	< 780 U
BENZALDEHYDE	100-52-7	ug/kg	< 440 U	< 670 U	< 720 U	< 590 U	< 620 U	< 580 U	< 640 U	< 420 U	< 510 U	< 420 U	< 400 U	< 410 U	< 390 U	< 380 U	< 710 U	< 780 U
BENZO(A)ANTHRACENE	56-55-3	ug/kg	7.1	620	51	11	680	670	42	180	750	110	2600 J	560 J	360	520	730	460
BENZO(A)PYRENE	50-32-8	ug/kg	8.1	280	38	12	300	300	58	140	320	64	860 J	200 J	120	250	380	240
Benzo(B)Fluoranthene	205-99-2	ug/kg	10	1000	80	17	850	900	71	180	1500	120	2800 J	770 J	470	670	1000	520
Benzo(G,H,I)Perylene	191-24-2	ug/kg	5.3	43	5.0 J	8.5	28	28	45	75	47	9.3	110 J	25	17	30	39	44
Benzo(K)Fluoranthene	207-08-9	ug/kg	3.8 J	230	32	6.4	320	330	23	67	500	35	1200 J	240 J	110	170	270 J	150 J
BENZYL BUTYL PHTHALATE	85-68-7	ug/kg	< 230 U	< 350 U	< 370 U	< 300 U	< 320 U	< 300 U	< 330 U	< 220 U	69 J	< 210 U	< 210 U	< 210 U	< 200 U	< 190 U	< 370 U	< 400 U
BIPHENYL (DIPHENYL)	92-52-4	ug/kg	< 230 U	< 350 U	< 370 U	< 300 U	< 320 U	< 300 U	< 330 U	< 220 U	< 260 U	< 210 U	180 J	< 210 U	< 200 U	< 190 U	< 370 U	< 400 U
BIS(2-CHLOROETHOXY) METHANE	111-91-1	ug/kg	< 230 U	< 350 UJ	< 370 U	< 300 U	< 320 U	< 300 UJ	< 330 U	< 220 U	< 260 U	< 210 U	< 210 U	< 210 U	< 200 U	< 190 U	< 370 U	< 400 U
BIS(2-CHLOROETHYL) ETHER (2-CHLOROETHYL ETHER)	111-44-4	ug/kg	< 440 U	< 670 UJ	< 720 U	< 590 U	< 620 U	< 580 U	< 640 U	< 420 U	< 510 U	< 420 U	< 400 U	< 410 U	< 390 U	< 380 U	< 710 U	< 780 U
BIS(2-CHLOROISOPROPYL) ETHER	108-60-1	ug/kg	< 440 U	< 670 U	< 720 U	< 590 U	< 620 U	< 580 U	< 640 U	< 420 U	< 510 U	< 420 U	< 400 U	< 410 U	< 390 U	< 380 U	< 710 U	< 780 U
BIS(2-ETHYLHEXYL) PHTHALATE	117-81-7	ug/kg	< 230 U	390	< 370 U	< 300 U	310 J	230 J	72 J	< 220 U	560	< 210 U	160 J	190 J	110 J	< 190 U	210 J	260 J
Caprolactam	105-60-2	ug/kg	< 440 U	< 670 U	< 720 U	< 590 U	< 620 U	< 580 U	< 640 U	< 420 U	< 510 U	< 420 U	< 400 U	< 410 U	< 390 U	< 380 U	< 710 U	< 780 U
CARBAZOLE	86-74-8	ug/kg	< 440 U	77 J	< 720 U	< 590 U	110 J	150 J	< 640 U	77 J	91 J	< 420 U	910 J	60 J	56 J	130 J	120 J	< 780 U
CHRYSENE	218-01-9	ug/kg	7.4	490	58	16	730	750	51	120	1100	65	2500 J	600 J	250	570	880	320
DIBENZ(A,H)ANTHRACENE	53-70-3	ug/kg	1.4 J	97	12	2.3 J	130	140	10	22	140	59	430	77	52	70	81	74
Dibenzofuran	132-64-9	ug/kg	< 230 U	< 350 U	< 370 U	< 300 U	< 320 U	110 J	< 330 U	72 J	< 260 U	< 210 U	1200 J	< 210 UJ	47 J	63 J	< 370 U	< 400 U
Diethyl Phthalate	84-66-2	ug/kg	< 230 U	< 350 U	< 370 U	< 300 U	< 320 U	< 300 U	< 330 U	< 220 U	< 260 U	< 210 U	< 210 U	< 210 U	< 200 U	< 190 U	< 370 U	< 400 U
DIMETHYL PHTHALATE	131-11-3	ug/kg	< 230 U	< 350 U	< 370 U	< 300 U	< 320 U	< 300 U	< 330 U	< 220 U	< 260 U	< 210 U	< 210 U	< 210 U	< 200 U	< 190 U	< 370 U	< 400 U
Di-N-Butyl Phthalate	84-74-2	ug/kg	< 230 U	< 350 U	< 370 U	< 300 U	< 320 U	< 300 U	< 330 U	< 220 U	< 260 U	< 210 U	< 210 U	< 210 U	< 200 U	< 190 U	< 370 U	< 400 U
DI-N-OCTYLPHTHALATE	117-84-0	ug/kg	< 440 U	< 670 U	< 720 U	< 590 U	< 620 U	< 580 U	< 640 U	< 420 U	< 510 U	< 420 U	< 400 U	< 410 U	< 390 U	< 380 U	< 710 U	< 780 U
FLUORANTHENE	206-44-0	ug/kg	13	1400	90	25	1700	1900	98	530	1800	120	9500 J	1200 J	690	1100	1600	840
FLUORENE	86-73-7	ug/kg	< 4.4 U	39	4.4 J	< 5.9 U	140	170	5.8 J	80	48	6.1	1300 J	48 J	61	62	78	29
HEXACHLOROBENZENE	118-74-1	ug/kg	< 230 U	< 350 U	< 370 U	< 300 U	< 320 U	< 300 U	< 330 U	< 220 U	< 260 U	< 210 U	< 210 U	< 210 U	< 200 U	< 190 U	< 370 U	< 400 U
Hexachlorobutadiene	87-68-3	ug/kg	< 230 U	< 350 U	< 370 U	< 300 U	< 320 U	< 300 U	< 330 U	< 220 U	< 260 U	< 210 U	< 210 U	< 210 U	< 200 U	< 190 U	< 370 U	< 400 U
HEXACHLOROCYCLOPENTADIENE	77-47-4	ug/kg	< 440 U	< 670 UJ	< 720 U	< 590 U	< 620 U	< 580 U	< 640 U	< 420 U	< 510 U	< 420 U	< 400 U	< 410 U	< 390 U	< 380 U	< 710 U	< 780 U
HEXACHLOROETHANE	67-72-1	ug/kg	< 230 U	< 350 U	< 370 U	< 300 U	< 320 U	< 300 U	< 330 U	< 220 U	< 260 U	< 210 U	< 210 U	< 210 U	< 200 U	< 190 U	< 370 U	< 400 U
INDENO(1,2,3-C,D)PYRENE	193-39-5	ug/kg	4.4	230	26	6.8	220	240	32	67	290	43	730 J	150 J	99	180	280	170
ISOPHORONE	78-59-1	ug/kg	< 230 U	< 350 U	< 370 U	< 300 U	< 320 U	< 300 U	< 330 U	< 220 U	< 260 U	< 210 U	< 210 U	< 210 U	< 200 U	< 190 U	< 370 U	< 400 U
Naphthalene	91-20-3	ug/kg	0.93 J	18	5.2 J	2.4 J	22 J	75 J	5.5 J	66	32	5.8	2100 J	34 J	41 EB	20 EB	18 EB	16 EB
NITROBENZENE	98-95-3	ug/kg	< 230 U	< 350 U	< 370 U	< 300 U	< 320 U	< 300 U	< 330 U	< 220 U	< 260 U	< 210 U	< 210 U	< 210 U	< 200 U	< 190 U	< 370 U	< 400 U
N-NITROSODI-N-PROPYLAMINE	621-64-7	ug/kg	< 230 U	< 350 U	< 370 U	< 300 U	< 320 U	< 300 U	< 330 U	< 220 U	< 260 U	< 210 U	< 210 U	< 210 U	< 200 U	< 190 U	< 370 U	< 400 U
N-NITROSODIPHENYLAMINE	86-30-6	ug/kg	< 230 U	< 350 U	< 370 U	< 300 U	< 320 U	< 300 U	< 330 U	< 220 U	< 260 U	< 210 U	< 210 U	< 210 U	< 200 U	< 190 U	< 370 U	< 400 U
PENTACHLOROPHENOL	87-86-5	ug/kg	< 8.9 U	< 14 U	< 15 U	< 12 U	< 13 U	< 12 U	< 13 U	< 8.5 U	6.0 J	< 8.5 U	< 400 U	< 8.3 U	< 8.0 U	2.1 J	< 14 U	< 16 U
PHENANTHRENE	85-01-8	ug/kg	6.5	620	57	9.1	1200	1700	63	720	770	79	11000 J	680 J	650	900	1200	480
PHENOL	108-95-2	ug/kg	< 440 U	< 670 U	< 720 U	< 590 U	< 620 U	< 580 U	< 640 U	< 420 U	< 510 U	< 420 U	< 400 U	< 410 U	< 390 U	< 380 U	< 710 U	< 780 U
PYRENE	129-00-0	ug/kg	11	910	80	25	820	850	86	430	860	70	2900 J	650 J	380	760	1200	580

Table 12
Phase 2 Reach Floodplain Soil Analytical Results
Phase 2 Data Evaluation Summary Memorandum
Lower Neponset River
Boston and Milton, Massachusetts

Analyte	CAS Number	Units	24D-0094 24D-0094-CS 7/11/2024 N 2 - 2.7 ft	24D-0095 24D-0095-AS 7/11/2024 N 0 - 1 ft	24D-0095 24D-0095-BS 7/11/2024 N 1 - 1.5 ft	24D-0096 24D-0096-AS 7/11/2024 N 0 - 1 ft	24D-0096 24D-0096-BS 7/11/2024 N 1 - 2 ft	24D-0096 24D-0096-CS 7/11/2024 N 2 - 3 ft	24D-0098 24D-0098-AS 7/10/2024 N 0 - 0.75 ft	24D-0099 24D-0099-AS 7/10/2024 N 0 - 0.4 ft	24D-0100 24D-0100-AD 7/10/2024 FD 0 - 0.95 ft	24D-0100 24D-0100-AS 7/10/2024 N 0 - 0.95 ft	24D-0101 24D-0101-AS 7/10/2024 N 0 - 0.95 ft	24D-0103 24D-0103-AS 5/28/2024 N 0 - 0.4 ft	24D-0104 24D-0104-AS 5/28/2024 N 0 - 1 ft	24D-0104 24D-0104-BS 5/28/2024 N 1 - 1.6 ft	24D-0105 24D-0105-AS 5/28/2024 N 0 - 1 ft	24D-0105 24D-0105-BS 5/28/2024 N 1 - 1.9 ft
PCDD/F																		
1,2,3,4,6,7,8-HpCDD	35822-46-9	pg/g	2160	495	274	1320	3070	846	584	576	1030	1040	2050	509	892	47.5	22.5	13.1
1,2,3,4,6,7,8-HpCDF	67562-39-4	pg/g	1180	303	181	777	1000	460	302	387	599	573	479	287	432	29.6	14.5	6.83
1,2,3,4,7,8,9-HpCDF	55673-89-7	pg/g	84.1	12.1	6.03 JN	30.3	42.7	16.2	10.9	14.6	20.1	21.4	23.7	8.3	15.5	< 1.64 U	0.586 J	< 0.847 U
1,2,3,4,7,8-HxCDD	39227-28-6	pg/g	11.1	6.77	3.35 JN	17.5	50.6	8.46	6.18	5.6	9.43	9.51	39.4	3.64 JN	7.61 J	< 0.929 UJ	0.53 JN	< 0.696 UJ
1,2,3,4,7,8-HxCDF	70648-26-9	pg/g	34.3	16	10.4	46	54.7	28	18.7	24.1	43.5	47.2	52.9	15.5	31.7	2.26 J	0.692 JN	< 0.463 U
1,2,3,6,7,8-HxCDD	57653-85-7	pg/g	73.4	24.2	12.4	65.8	183	45	29.6	30.5	55.5	55.9	123	25.4	45.8	< 1.02 U	1.4 J	< 0.789 U
1,2,3,6,7,8-HxCDF	57117-44-9	pg/g	23.2	10.2 JN	6.51	30.9	44.7	16.4	9.81	13.7	19.8	21.4	23.9 J	7.56	15.7	< 0.996 U	0.442 J	< 0.506 U
1,2,3,7,8,9-HxCDD	19408-74-3	pg/g	29.4	14.8	8.86 JN	42.1	127	22.6	16.2	16.1	27.7	28.1	94.9	13.9	21	< 2.52 U	0.881 J	< 1.42 U
1,2,3,7,8,9-HxCDF	72918-21-9	pg/g	< 2.93 UJ	< 0.783 U	< 3.79 UJ	< 1.58 U	< 1.35 U	< 1.07 U	< 0.685 U	< 0.965 U	< 0.946 U	< 1.09 U	< 1.03 U	< 1.79 U	< 0.322 U	< 1.89 U	< 0.217 U	< 0.814 U
1,2,3,7,8-PeCDD	40321-76-4	pg/g	4.73 JN	2.7 JN	< 1.96 UJ	7.74 JN	19 JN	4.55 JN	3.04 JN	3.07 JN	4.32 JN	4.77 JN	18.3	1.7 JN	3.47 J	< 0.898 UJ	< 0.288 UJ	< 0.716 UJ
1,2,3,7,8-PeCDF	57117-41-6	pg/g	5.74	4.14	< 1.37 U	7.62	9.25	5.43	3.08	5.1	8.29	10.3	14.9	2.6 J	7.52	< 0.869 U	< 0.223 U	< 0.492 U
2,3,4,6,7,8-HxCDF	60851-34-5	pg/g	27.4	12.1	7.54	32.1	54.9	20.8	11.4	14	23.4	25.1	27.1 J	12.3 J	17.2 J	< 1.76 UJ	0.519 JN	< 0.76 UJ
2,3,4,7,8-PeCDF	57117-31-4	pg/g	22.6 J	10.1 J	5.31 J	25.6 J	36.5 J	28.2 J	12.5 J	26.2 J	58.7 J	67.3 J	88 J	12.8 J	38.3 J	2.6 J	0.482 J	< 0.446 U
2,3,7,8-TCDD	1746-01-6	pg/g	< 1.34 UJ	< 0.944 UJ	< 1.8 UJ	1.51 J	2.01 JN	1.52 JN	< 0.990 UJ	0.807 J	1.09 J	1.47 JN	2.13 JN	< 1.87 UJ	0.928 JN	< 1.97 UJ	< 1.92 UJ	< 1.97 UJ
2,3,7,8-TCDF	51207-31-9	pg/g	12.2	4.45	< 2 UJ	10.7	13.2	15.6	6.11	15.5	18.3	21.5	26.9	5.7	12.4	< 0.59 U	< 0.363 U	< 0.47 U
OCDD	3268-87-9	pg/g	16600 J	3430	1870	8810	12800 J	6370	3600	3770	6660	6660	9730 J	3220 EB	6450 EB	385 EB	139 EB	73.6 EB
OCDF	39001-02-0	pg/g	8660	371	207	904	1240	509	337	402	556	552	512	325 J	452 J	26.1 JN	16.7 J	6.28 J
Total HpCDD	RA_Total_HpCDD	pg/g	3590	923	504	2450	5130	1548	1042	1018	1851	1909	3430	846	1563	78.9	40	21.29
Total HpCDF	RA_Total_HpCDF	pg/g	4827.7	608.3	324.03	1506.5	2135.8	987.16	607.48	792.9	1211.1	1195.9	1034.7	560.3	898.91	58.6	29.286	13.41
Total HxCDD	RA_Total_HxCDD	pg/g	381.43	163.63	88.29	447.65	975.08	290.13	192.66	191.51	355.71	366.35	802.82	169.53	269.67	9.89 U	7.621	1.71 U
Total HxCDF	RA_Total_HxCDF	pg/g	912.12	259.49	133.85	664.21	1009.44	445.57	240.67	309.23	498.88	509.79	489.47	227.32	350.59	21.67	9.943	3.75 U
Total PeCDD	RA_Total_PeCDD	pg/g	44.66	21.211	< 1.96 U	61.79	87.69	45.12	22.69	25.2	37.88	40.95	87.64	22.21	32.395	< 0.898 U	< 0.288 U	< 0.716 U
Total PeCDF	RA_Total_PeCDF	pg/g	281.79	107.73	55.52	296.01	376.52	260.17	110.44	173.16	394.78	432.87	486.39	125.86	235.48	9.65	3.022	< 0.492 U
Total TCDD	RA_Total_TCDD	pg/g	6.1 U	3.1 U	< 1.8 U	15.33	17.04	16.98	3.952 U	5.316	13.517	15.25	16.2	4.17 U	9.206	< 1.97 U	< 1.92 U	< 1.97 U
Total TCDF	RA_Total_TCDF	pg/g	212.74	66.59	25.28 U	185.63	230.54	248.53	78.739	146.92	394.33	448.64	563.04	98.661	254.36	10.867 U	1.579 U	< 0.47 U
Total PCDD/F TEQ (Bird)	RA-TEQ-B-DF	pg/g	70.15	27.5806	11.2845	73.3194	119.026	66.3619	32.2807	58.4712	103.6481	116.9897	168.0012	29.6385	71.3057	3.21061	0.96483	0.089388
Total PCDD/F TEQ (Fish)	RA-TEQ-F-DF	pg/g	49.322	19.8106	9.3396	54.0594	99.1135	38.9434	21.3952	31.4622	58.2491	64.1502	106.8902	18.0805	41.5342	1.91061	0.88304	0.089388
Total PCDD/F TEQ (Mammal)	RA-TEQ-M-DF	pg/g	23.9475	11.7324	65.8558	130.3865	45.6646	26.8325	34.8676	61.6875	66.1176	114.6866	23.1245	46.7202	1.90033	1.01357	0.223264	10.8913
PCB Congeners																		
PCB-001	2051-60-7	ng/g	15.1 J	5.78 J	12.8 J	42.3 J	25.6 J	28.9 J	9.48 J	69.2 J	52.3 J	41.4 J	18.9	67.8 J	9.22	0.532	< 0.033 U	< 0.0339 U
PCB-002	2051-61-8	ng/g	0.589	< 0.0479 U	< 0.0457 U	1.27	0.714	1.52	0.277	1.36	1.16	1.17	0.541	0.897	< 0.0443 U	< 0.0475 U	< 0.0463 U	< 0.0475 U
PCB-003	2051-62-9	ng/g	9.25	4.54	3.22	16.3	15	13.6	5.23	39.2 J	43.3 J	34.6	11	26.6	5.74	< 0.0489 U	< 0.0476 U	< 0.0488 U
PCB-004/010	PCB-4/10	ng/g	93.7 J	8.91 J	15.1 J	94 J	49.9 J	193 J	26.7 J	153 J	123 J	98.2 J	100 J	137 J	43 J	1.74	< 0.0831 U	< 0.0853 U
PCB-005/008	PCB-5/8	ng/g	69.1 J	13.8 J	11.8 J	73.8 J	56.1 J	127 J	28.6 J	152 J	158 J	120 J	107 J	142 J	43.3 J	1.83	< 0.0764 U	< 0.0784 U
PCB-006	25569-80-6	ng/g	19.5 J	2.75 J	1.96 J	21.6 J	12.8 J	31.8 J	4.5 J	29.5 J	26.2 J	21 J	19.6	20.2	8.55	< 0.0459 U	< 0.0447 U	< 0.0459 U
PCB-007/009	PCB-7/9	ng/g	2.9 J	0.498 J	0.361 J	3.14 J	1.98 J	3.81 J	0.835 J	6.69 J	4.94 J	4.05 J	4.96	3.94	2.05	< 0.0863 U	< 0.0841 U	< 0.0863 U
PCB-011	2050-67-1	ng/g	2.98 J	0.789 J	0.673 J	4.64 J	3.13 J	5.96 J	0.855 J	5.74 J	8.11 J	8.72 J	8.16	5.84	3.57	< 0.0449 U	< 0.0438 U	< 0.0449 U
PCB-012/013	PCB-12/13	ng/g	12.3 J	2.26 J	1.14 J	15.7 J	10.3 J	24.3 J	< 0.112 UJ	22.1 J	26.4 J	27.9 J	22.9	17.1	13.7	< 0.112 U	< 0.109 U	< 0.111 U
PCB-014	34883-41-5	ng/g	< 0.0441 U	< 0.0443 U	< 0.0423 U	< 0.0436 U	< 0.044 U	< 0.0436 U	< 0.0442 U	< 0.0411 U	< 0.0437 U	< 0.0423 U	< 0.0429 U	< 0.0421 U	< 0.041 U	< 0.044 U	< 0.0428 U	< 0.0439 U
PCB-015	2050-68-2	ng/g	114 J	18.6	8.9	122 J	81.9 J	243 J	26	192 J	412 J	446 J	461 J	153 J	238 J	8.44 J	< 0.0393 UJ	< 0.0404 UJ
PCB-016/032	PCB-16/32	ng/g	179 J	7.53 J	5.65 J	101 J	65.3 J	296 J	15.6 J	125 J	242 J	245 J	583 J	99 J	128 J	4.91 J	< 0.113 UJ	< 0.116 UJ
PCB-017	37680-66-3	ng/g	106 J	5.07 J	3.98 J	58.1 J	35.8 J	208 J	12.8 J	79.1 J	111 J	103 J	158 J	57.3 J	127 J	4.46 J	< 0.0526 UJ	< 0.054 UJ
PCB-018	37680-65-2	ng/g	81.6 J	3.83 J	2.61 J	49.1 J	24.8 J	134 J	6.27 J	60.1 J	106 J	105 J	146 J	24.6 J	189 J	7.19 J	< 0.0607 UJ	< 0.0622 UJ
PCB-019	38444-73-4	ng/g	72.5 J	2.77 J	2.8 J	52 J	26.7 J	121 J	7.23 J	50.5 J	53.7 J	50.8 J	93.1 J	59.9 J	21.3	0.888	< 0.0415 U	< 0.0425 U
PCB-020/021/033	PCB-20/21/33	ng/g	19.2 J	1.83 J	0.923 J	26.5 J	13.2 J	37.8 J	3.89 J	30.5 J	43.6 J	45.7 J	87.7 J	7.92 J	69.2 J	2.43 J	< 0.136 UJ	< 0.14 UJ
PCB-022	38444-85-8	ng/g	26.2 J	2.01 J	1.28 J	20.6 J	11.1 J	49.1 J	4.19 J	34.2 J	172 J	189 J	133 J	10.1 J	267 J	10.6 J	< 0.0453 UJ	< 0.0465 UJ
PCB-023/034	PCB-23/34	ng/g	2.29	0.212	0.207	1.9	1.22	4.35	0.357	1.8	4.64	5.27	7.46	1.65 J	4.24 J	< 0.082 UJ	< 0.0798 UJ	< 0.0819 UJ
PCB-024/027	PCB-24/27	ng/g	43 J	2.45 J	2.14 J	32.6 J	20 J	60.9 J	4.36 J	27.9 J	68.4 J	71 J	162 J	48.9 J	37.3 J	1.46 J	< 0.0919 UJ	< 0.0943 UJ
PCB-025	55712-37-3	ng/g	53.3 J	3.86 J	1.98 J	41.5 J	22.2 J	101 J	5.71 J	40.2 J	116 J	129 J	133 J	34.8 J	90.9 J	3.51 J	< 0.0453 UJ	< 0.0465 UJ
PCB-026	38444-81-4	ng/g	91.1 J	6.43 J	3.56 J	71.1 J	41.4 J	149 J	7.89 J	61.7 J	217 J	245 J	312 J	58.6 J	175 J	6.83 J	< 0.037 UJ	< 0.038 UJ
PCB-028	7012-37-5	ng/g	190 J	13.8	6.98	133 J	71.1 J	348 J	25.5	217 J	1820 J	2020 J	2160 J	94.9 J	1780 J	69 J	0.147 J	< 0.0433 UJ
PCB-029	15862-07-4	ng/g	< 0.0578 U	< 0.058 U	< 0.0554 U	< 0.0571 U	< 0.0576 U	< 0.057 U	< 0.0578 U	< 0.0538 U	0.437	0.444	0.502	< 0.0551 UJ	1.05 J	< 0.0576 UJ	< 0.056 UJ	< 0.0575 UJ
PCB-030	35693-92-6	ng/g	< 0.0576 U	< 0.0578 U	< 0.0552 U	< 0.0569 U	< 0.0574 U	< 0.0568 U	< 0.0576 U	< 0.0536 U	0.2	0.269	0.271	< 0.0549 UJ	< 0.0535 UJ	< 0.0574 UJ	< 0.0559 UJ	< 0.0573 UJ
PCB-031	16606-02-3	ng/g	155 J	12.1	7.36	116 J	69 J	293 J	20	190 J	630 J	746 J	620 J	105 J	764 J	26.7 J	0.128 J	< 0.0546 UJ
PCB-035	37680-69-6	ng/g	1.08 J	< 0.0543 UJ	< 0.0518 UJ	3.01 J	1.17 J	3.55 J	0.529 J	2.53 J	8.1 J	9.31 J	16.3 J	1.26 J	11.3 J	< 0.0538 UJ	< 0.0524 UJ	< 0.0538 UJ
PCB-036	38444-87-0	ng/g	< 0.0427 U	< 0.0429 U	< 0.041 U	< 0.0423 U	< 0.0426 U	< 0.0422 U	< 0.0428 U	< 0.0398 U	< 0.0423 U	< 0.0409 U	< 0.0415 U	< 0.0407 UJ	6.68 J	< 0.0426 UJ	< 0.0415 UJ	< 0.0425 UJ
PCB-037	38444-90-5	ng/g	38.3	4.82	2.37	34.7	23.9	77.5 J	13.2	72.1 J	322 J	376 J	538 J	23.1 J	422 J	16.1 J	< 0.0488 UJ	< 0.05 UJ
PCB-038	53555-66-1	ng/g	< 0.0641 U	< 0.0644 U	< 0.0615 U	< 0.0634 U	< 0.0639 U	< 0.0633 U	< 0.0642 U	< 0.0597 U	< 0.0634 U	< 0.0614 U	< 0.0623 U	6.07 J	16.6 J	< 0.0639 UJ	< 0.0622 UJ	< 0.0638 UJ
PCB-039	38444-88-1	ng/g	0.724 J	< 0.0415 UJ	< 0.0397 UJ	0.979 J	0.998 J	1.55 J	< 0.0414 UJ	1.21 J	3.77 J	4.35 J	4.19	1.33 J	1.37 J	< 0.0412 UJ	< 0.0401 UJ	< 0.0412 UJ
PCB-040	38444-93-8	ng/g	26.5 J	1.69 J	1.19 J	12.7 J	11.6 J	32.8 J	2.51 J	18.5 J	87.3 J	95.1 J	222 J	5.35	127 J	5.18	< 0.0482 U	< 0.0494 U
PCB-041/064	PCB-41/64	ng/g	84.4 J	9.06	4.9	54.1 J	68.9 J	121 J	22.8	102 J	545 J	615 J	620 J	31.2	557 J	22.2	< 0.0808 U	< 0.0829 U
PCB-042	36559-22-5	ng/g	75.9 J	5.65	3.46	47.2 J	49.2 J	96.3 J	11.8	65.3 J	323 J	362 J	634 J	29.5	334 J	13	< 0.101 U	< 0.104 U
PCB-043/049	PCB-43/49	ng/g	270 J	30.3	17.1	198 J	222 J	358 J	71.7 J	287 J	1270 J	1510 J	2400 J	179 J	1010 J	40.2 J	0.401	< 0.0951 U
PCB-044	41464-39-5	ng/g	170 J	11.4	7.19	95.8 J	102 J	202 J	22.7	158 J	817 J	933 J	1770 J	47.1 J	799 J	33.8	< 0.0587 U	< 0.0603 U
PCB-045	70362-45-7	ng/g	29.9	1.58	0.891	15.3	16.9	40.1 J	2.82	20	101 J	112 J	235 J	8.31	122 J	4.58	< 0.0413 U	< 0.0423 U
PCB-046	41464-47-5	ng/g	13.3 J	0.617 J	0.339 J	7.59 J	6.01 J	17.7 J	0.893 J	8.93 J	28.2 J	30.1 J	69.1 J	4.57	34.9	1.38	< 0.0461 U	< 0.0473 U
PCB-047/048/075	PCB-47/48/75	ng/g	189 J	25.6	14.2	152 J	190 J	268 J	52 J	272 J	1000 J	1200 J	1640 J	211 J	839 J	34.9	0.238	< 0.186 U
PCB-050	62796-65-0	ng/g	1.89	< 0.0568 U	< 0.0543 U	1.25	1.5	2.67	0.232	1.56	4.41	5.48	7.7	1.99	3.66	< 0.0564 U	< 0.0549 U	< 0.0563 U
PCB-051	68194-04-7	ng/g	30.3 J	1.65 J	0.922 J	21.7 J	18.7 J	60.3 J	2.81 J	24.1 J	62.4 J	75 J	142 J	27.9	58.6 J	2.19	< 0.0463 U	< 0.0475 U
PCB-052/073	PCB-52/73	ng/g	251 J	27.5	16.1	176 J	217 J	313 J	63.7 J	268 J	1370 J	1620 J	2540 J	140 J	1040 J	46.6 J	0.251	< 0.119 U
PCB-053	41464-41-9	ng/g	60.6 J	4.21 J	2.7 J	45.1 J	47.5 J	89.5 J	6.04 J	45 J	199 J	230 J	480 J	58.4 J	163 J	6.37	< 0.0415 U	< 0.0425 U
PCB-054	15968-05-5	ng/g	2.83	0.229	0.166 J	2.68	2.32	6.55	0.276	2.67	3.9	4.43	8.36	4.22	2.53	< 0.0473 U	< 0.0461 U	< 0.0473 U
PCB-055	74338-24-2	ng/g	0.964	< 0.0791 U	< 0.0755 U	0.759	0.577	1.3	0.392	2.26	14	15.7	27.7	< 0.0751 U	22.6	0.794	< 0.0764 U	< 0.0784 U

Table 12
Phase 2 Reach Floodplain Soil Analytical Results
Phase 2 Data Evaluation Summary Memorandum
Lower Neponset River
Boston and Milton, Massachusetts

Analyte	CAS Number	Units	24D-0094 24D-0094-CS 7/11/2024 N 2 - 2.7 ft	24D-0095 24D-0095-AS 7/11/2024 N 0 - 1 ft	24D-0095 24D-0095-BS 7/11/2024 N 1 - 1.5 ft	24D-0096 24D-0096-AS 7/11/2024 N 0 - 1 ft	24D-0096 24D-0096-BS 7/11/2024 N 1 - 2 ft	24D-0096 24D-0096-CS 7/11/2024 N 2 - 3 ft	24D-0098 24D-0098-AS 7/10/2024 N 0 - 0.75 ft	24D-0099 24D-0099-AS 7/10/2024 N 0 - 0.4 ft	24D-0100 24D-0100-AD 7/10/2024 FD 0 - 0.95 ft	24D-0100 24D-0100-AS 7/10/2024 N 0 - 0.95 ft	24D-0101 24D-0101-AS 7/10/2024 N 0 - 0.95 ft	24D-0103 24D-0103-AS 5/28/2024 N 0 - 0.4 ft	24D-0104 24D-0104-AS 5/28/2024 N 0 - 1 ft	24D-0104 24D-0104-BS 5/28/2024 N 1 - 1.6 ft	24D-0105 24D-0105-AS 5/28/2024 N 0 - 1 ft	24D-0105 24D-0105-BS 5/28/2024 N 1 - 1.9 ft
PCB-056/060	PCB-56/60	ng/g	51.5 J	5.41	2.82	31.7	36.5	66.6 J	38.6	143 J	769 J	864 J	1240 J	19.6	878 J	37	< 0.165 U	< 0.169 U
PCB-057	70424-67-8	ng/g	2.74 J	0.397 J	0.24 J	2.69 J	2.33 J	4.48 J	0.411 J	2.58 J	14.6 J	17.5 J	25	2.98 J	11.2 J	< 0.0418 UJ	< 0.0407 UJ	< 0.0418 UJ
PCB-058	41464-49-7	ng/g	0.743	< 0.0533 U	< 0.0509 U	0.675	0.886	1.13	0.438	0.691	3.13	3.7	6.1 J	< 0.0506 U	2.89	< 0.0528 U	< 0.0514 U	< 0.0528 U
PCB-059	74472-33-6	ng/g	12.8	1.1	0.565	6.4	9.01	14.9	1.96	9.63	61.4 J	74.7 J	136 J	3.67	74.8 J	3	< 0.0699 U	< 0.0717 U
PCB-061/074	PCB-61/74	ng/g	55.4 J	5.78	3.39	41.1 J	38.8	85.6 J	28	153 J	815 J	954 J	1030 J	27.8	756 J	31.4	< 0.0862 U	< 0.0884 U
PCB-062	54230-22-7	ng/g	< 0.0479 U	< 0.0481 U	< 0.0459 U	< 0.0473 U	< 0.0478 U	< 0.0473 U	< 0.0479 U	< 0.0446 U	< 0.0474 U	< 0.0459 U	< 0.0465 U	< 0.0457 U	< 0.0445 U	< 0.0477 U	< 0.0464 U	< 0.0477 U
PCB-063	74472-34-7	ng/g	9.72	1.55	0.867	8.85	9.75	16.5	3.77	17.5	92.8 J	111 J	93.8 J	11.7	66.6 J	2.84	< 0.0374 U	< 0.0384 U
PCB-065	33284-54-7	ng/g	< 0.0669 U	< 0.0672 U	< 0.0642 U	< 0.0661 U	< 0.0667 U	< 0.066 U	< 0.0669 U	< 0.0622 U	< 0.0662 UJ	1.22 J	1.91	< 0.0638 U	< 0.0622 U	< 0.0666 U	< 0.0649 U	< 0.0666 U
PCB-066/080	PCB-66/80	ng/g	139 J	14.8	8.26	84 J	101 J	163 J	96 J	294 J	1280 J	1460 J	2520 J	55.6 J	1230 J	52.2 J	< 0.0908 U	< 0.0932 U
PCB-067	73575-53-8	ng/g	4.04	0.393	0.251	2.97	2.79	6.59	1.21	6.69	41.6 J	49.1 J	81.9 J	1.83	48.7 J	1.97	< 0.0589 U	< 0.0605 U
PCB-068	73575-52-7	ng/g	5.13	1.04	0.708	4.42	6.16	6.07	1.08	4.4	12.4	14.9	19.9	5.47 J	< 0.0658 UJ	< 0.0706 UJ	< 0.0687 UJ	< 0.0705 UJ
PCB-069	60233-24-1	ng/g	< 0.053 U	< 0.0533 U	< 0.0509 U	0.873	< 0.0529 U	1.22	< 0.0531 U	0.855	3.32	4.41	5.8	1.32 J	< 0.0493 UJ	< 0.0528 UJ	< 0.0514 UJ	< 0.0528 UJ
PCB-070	32598-11-1	ng/g	122 J	14.7	7.82	72.7 J	94 J	145 J	79.7 J	269 J	1200 J	1370 J	2480 J	46.2 J	1240 J	54 J	0.183 J	< 0.0463 U
PCB-071	41464-46-4	ng/g	72.1 J	4.86 J	2.87 J	43.9 J	43.4 J	95.2 J	6.05 J	53.7 J	238 J	286 J	685 J	37.7	224 J	8.54	< 0.0599 U	< 0.0615 U
PCB-072	41464-42-0	ng/g	4.86 J	1.15 J	0.647 J	4.5 J	6.54 J	6.04 J	1.83 J	5.85 J	19.3 J	23.5 J	29.3	6.82	10.8	< 0.0546 U	< 0.0532 U	< 0.0546 U
PCB-076	70362-48-0	ng/g	< 0.0783 U	< 0.0787 U	< 0.0752 U	< 0.0775 U	< 0.0781 U	< 0.0773 U	< 0.0784 U	< 0.0729 U	< 0.0775 U	< 0.0751 U	< 0.0762 U	< 0.0747 U	< 0.0728 U	< 0.0781 U	< 0.076 U	< 0.078 U
PCB-077	32598-13-3	ng/g	18.5 J+	3.1 J+	1.8 J+	12.9 J+	15.4 J+	20.8 J+	15 J+	32.5 J+	142 J	157 J	269 J	10.5 J+	136 J	6.72 J+	< 0.0382 U	< 0.0392 U
PCB-078	70362-49-1	ng/g	< 0.0815 U	< 0.0819 U	< 0.0782 U	< 0.0806 U	< 0.0813 U	< 0.0805 U	< 0.0816 U	< 0.0759 U	< 0.0806 U	< 0.0781 U	< 0.0792 U	< 0.0777 U	2.21	< 0.0812 U	< 0.0791 U	< 0.0811 U
PCB-079	41464-48-6	ng/g	< 0.0457 U	< 0.0459 U	< 0.0438 U	< 0.0452 U	< 0.0456 U	< 0.0451 U	< 0.0457 U	< 0.0425 U	< 0.0452 U	< 0.0438 U	< 0.0444 U	0.542 J	< 0.0425 UJ	< 0.0455 UJ	< 0.0443 UJ	< 0.0455 UJ
PCB-081	70362-50-4	ng/g	1.61 J+	< 0.0727 U	< 0.0695 U	1.08 J+	1.51 J+	1.43 J+	1.19 J+	2.92 J+	13.2 J+	14.6 J+	27.2 J	1.06 J	12.9 J	< 0.0721 UJ	< 0.0702 UJ	< 0.0721 UJ
PCB-082	52663-62-4	ng/g	15.2	1.77	1.09	8.62	11.8	15.1	7.45	20.3	86.1 J	97.6 J	205 J	4.65 J	75.7 J	3.65 J	< 0.0747 UJ	< 0.0766 UJ
PCB-083/109	PCB-83/109	ng/g	7.96	1.34	0.714	5.4	8.16	9.06	3.74	9.4	40 J	47.7 J	86.5 J	4.94 J	29.8 J	1.59 J	< 0.171 UJ	< 0.176 UJ
PCB-084	52663-60-2	ng/g	32.5	3.63	2.1	19.9	27.8	35.2	9.65	32.5	140 J	162 J	324 J	13.2 J	118 J	5.58 J	< 0.0674 UJ	< 0.0691 UJ
PCB-085/120	PCB-85/120	ng/g	29.5	5.58	2.78	19.2	26.9	30.9	24.1	48.9 J	190 J	217 J	388 J	12 J	153 J	7.97 J	< 0.11 UJ	< 0.113 UJ
PCB-086/097	PCB-86/97	ng/g	32.2	5.02	2.63	19.8	28.8	34.8	19	50.9 J	211 J	244 J	473 J	12.6 J	158 J	8.17 J	< 0.127 UJ	< 0.13 UJ
PCB-087/115/116	PCB-87/115/116	ng/g	49.7 J	8.23	4.13	31.6	44.8 J	51.6 J	31.1	79.2 J	309 J	361 J	672 J	23.5 J	235 J	11.4 J	< 0.311 UJ	< 0.319 UJ
PCB-088/121	PCB-88/121	ng/g	0.562	< 0.159 U	< 0.151 U	0.558	< 0.157 U	0.614	< 0.158 U	0.662	2.96	3.3	6.74	< 0.151 UJ	3.11 J	< 0.157 UJ	< 0.153 UJ	< 0.157 UJ
PCB-089/090/101	PCB-89/90/101	ng/g	94 J	16.6	8.74	64.4 J	92.5 J	106 J	62.8 J	146 J	561 J	664 J	1200 J	49.7 J	414 J	21.1 J	0.363 J	< 0.112 UJ
PCB-091	68194-05-8	ng/g	30.7	5.38	2.66	22.1	32.2	36.9	14.9	37.2 J	144 J	173 J	288 J	23.5 J	102 J	5 J	< 0.067 UJ	< 0.0687 UJ
PCB-092	52663-61-3	ng/g	24.2	5.28	2.84	18.9	28.2	28.7	13.4	29.9	119 J	143 J	223 J	21.4 J	73.8 J	3.68 J	< 0.028 UJ	< 0.0288 UJ
PCB-093/095	PCB-93/95	ng/g	87.7 J	13.2	6.9	56.2 J	83.6 J	98.4 J	39.9 J	95.6 J	420 J	499 J	899 J	39.1 J	306 J	15.7 J	< 0.0843 UJ	< 0.0865 UJ
PCB-094	73575-55-0	ng/g	2.56	0.533	0.326	2.29	3.16	3.58	0.868	2.82	10.3	12.5	20 J	3.77 J	6.65 J	< 0.0469 UJ	< 0.0457 UJ	< 0.0469 UJ
PCB-096	73575-54-9	ng/g	2.43	0.364	< 0.0581 U	1.55	2.02	2.94	0.607	2.12	8.54	10.5	21.6	1.43 J	7.13 J	0.285 J	< 0.0587 UJ	< 0.0603 UJ
PCB-098/102	PCB-98/102	ng/g	9.92	1.14	0.597	6.5	8.95	12.4	3.26	10.2	44.3 J	54.9 J	99.9 J	6.79 J	35.3 J	1.7 J	< 0.0964 UJ	< 0.0989 UJ
PCB-099	38380-01-7	ng/g	57.9 J	11.4	5.46	40.5 J	59.2 J	65.8 J	44.2 J	97.6 J	395 J	469 J	808 J	33.4 J	273 J	13.8 J	0.288 J	< 0.0465 UJ
PCB-100	39485-83-1	ng/g	2.39	0.566	0.36	2.33	2.9	7.23	0.947	3.1	7.14	8.73	10.2 J	3.78 J	3.67 J	< 0.0576 UJ	< 0.056 UJ	< 0.0575 UJ
PCB-103	60145-21-3	ng/g	2.26 J	0.532 J	0.313 J	2.03 J	2.8 J	4.2 J	0.852 J	2.36 J	8.67 J	10.9 J	15.6	2.73 J	5.11 J	< 0.0581 UJ	< 0.0566 UJ	< 0.0581 UJ
PCB-104	56558-16-8	ng/g	0.214	< 0.0449 U	< 0.0429 U	0.173 J	0.21	1.02	< 0.0448 U	0.262	0.289	0.36	0.433	0.396 J	< 0.0416 UJ	< 0.0445 UJ	< 0.0434 UJ	< 0.0445 UJ
PCB-105/127	PCB-105/127	ng/g	33.8	6.1	3.3	21.8	32.5	37.9	33.4	96.1 J	351 J	397 J	816 J	18.5 J	291 J	13.7 J	< 0.0681 UJ	< 0.0699 UJ
PCB-106/118	PCB-106/118	ng/g	80.7 J	16.1	8.72	57.5 J	83.3 J	93.6 J	66.1 J	166 J	597 J	690 J	1340 J	45.1 J	446 J	21.8 J	0.435 J	< 0.141 UJ
PCB-107/108	PCB-107/108	ng/g	7.38	1.75	0.867	5.62	8.18	8.31	5.78	13.8	51.8 J	60.2 J	111 J	5.33 J	38.4 J	1.91 J	< 0.123 UJ	< 0.126 UJ
PCB-110	38380-03-9	ng/g	137 J	26.7	13.7	95.7 J	142 J	152 J	79.1 J	170 J	693 J	813 J	1510 J	77.5 J	529 J	28.1 J	0.545 J	< 0.0469 UJ
PCB-111/117	PCB-111/117	ng/g	< 0.285 U	< 0.286 U	< 0.273 U	< 0.282 U	< 0.284 U	< 0.281 U	< 0.285 U	< 0.265 U	< 0.282 U	< 0.273 U	< 0.277 U	19.2 J	187 J	9.78 J	< 0.276 UJ	< 0.284 UJ
PCB-112	74472-36-9	ng/g	0.764 J	< 0.0578 UJ	< 0.0552 UJ	0.518 J	0.79 J	0.651 J	0.27 J	0.893 J	3.48 J	4.4 J	7.52	< 0.0549 UJ	2.71 J	< 0.0574 UJ	< 0.0559 UJ	< 0.0573 UJ
PCB-113	68194-10-5	ng/g	0.988 J	< 0.0479 UJ	< 0.0457 UJ	0.612 J	1.03 J	1.06 J	0.523 J	0.731 J	3.44 J	4.43 J	6.25	< 0.0455 UJ	1.96 J	< 0.0475 UJ	< 0.0463 UJ	< 0.0475 UJ
PCB-114	74472-37-0	ng/g	2.43	< 0.0745 U	< 0.0712 U	1.61	2.33	2.58	1.77	6.67	25.9	30.4	45.4 J	1.52 J	21 J	< 0.0739 UJ	< 0.072 UJ	< 0.0739 UJ
PCB-119	56558-17-9	ng/g	5.64	1.46	0.636	4.72	6.76	7.34	2.99	7.34	25.6	30.9	48.2 J	5.75 J	16.2 J	0.993 J	< 0.0555 UJ	< 0.0569 UJ
PCB-122	76842-07-4	ng/g	1.23 J	< 0.0823 UJ	< 0.0786 UJ	0.854 J	1.19 J	1.3 J	1.22 J	2.77 J	10.2 J	11.9 J	24.5 J	< 0.0781 UJ	9.69 J	< 0.0816 UJ	< 0.0795 UJ	< 0.0815 UJ
PCB-123	65510-44-3	ng/g	3.2 J+	0.712 J+	0.383 J+	2.09 J+	3.27 J+	3.71 J+	2.76 J+	5.96 J+	19.9 J+	22.6 J+	43.4 J	1.89 J	15 J	0.832 J	< 0.0616 UJ	< 0.0632 UJ
PCB-124	70424-70-3	ng/g	2.78	0.656	0.342	2.2	3.22	3.18	2.84	5.96	21.7	25.4	50 J	1.48 J	19 J	1.07 J	< 0.0345 UJ	< 0.0355 UJ
PCB-125	74472-39-2	ng/g	0.548 J	< 0.0437 UJ	< 0.0418 UJ	0.348 J	0.513 J	0.774 J	0.453 J	0.835 J	3.29 J	3.95 J	9.02	< 0.0415 UJ	3.02 J	< 0.0434 UJ	< 0.0422 UJ	< 0.0433 UJ
PCB-126	57465-28-8	ng/g	< 0.051 UJ	< 0.0513 UJ	< 0.049 UJ	< 0.0505 UJ	0.908 J	1.68 J	< 0.0511 UJ	3.5 J	4.59 J	5.25 J	9.63 J+	0.845 J	3.28 J	< 0.0509 UJ	< 0.0495 UJ	< 0.0508 UJ
PCB-128	38380-07-3	ng/g	12.4	4.16	1.71	10.9	15.3	17.4	9.44	20.7	51 J	56.2 J	113 J	7.25	35.7	2.04	< 0.0683 U	< 0.0701 U
PCB-129	55215-18-4	ng/g	3.03 J	0.671 J	0.361 J	2.86 J	3.41 J	3.68 J	2.18 J	4.75 J	12.5 J	14.4 J	29.5	< 0.0928 UJ	9.05 J	< 0.097 UJ	< 0.0944 UJ	< 0.0969 UJ
PCB-130	52663-66-8	ng/g	4.39	1.35	0.696	3.93	5.43	5.75	3.06	6.78	17.7	20.1	37.5	2.98	11.9	< 0.0958 U	< 0.0933 U	< 0.0957 U
PCB-131/142	PCB-131/142	ng/g	0.961 J	0.348 J	< 0.0207 UJ	0.863 J	1.12 J	1.11 J	0.557 J	1.26 J	3.07 J	3.92 J	8.06	< 0.0206 U	2.59	< 0.0215 U	< 0.0209 U	< 0.0215 U
PCB-132/168	PCB-132/168	ng/g	20.8	5.51	2.78	17	24.5	28	13.2	28.9	80.4 J	89.8 J	173 J	12.4	56.6 J	3.06	< 0.138 U	< 0.142 U
PCB-133	35694-04-3	ng/g	1.18	0.434	0.204	1.26	1.8	1.9	0.824	1.85	4.79	5.45	7.41	1.7	2.29	< 0.103 U	< 0.1 U	< 0.103 U
PCB-134	52704-70-8	ng/g	3.27	0.932	0.397	2.53	4.28	4.44	2.18	4.77	12.8	14.6	27.1	2.52	8.36	< 0.136 U	< 0.133 U	< 0.136 U
PCB-135/144	PCB-135/144	ng/g	9.31	2.5	1.15	7.39	11.4	13.2	5.97	13.5	35.8	41 J	74.5 J	6.92	23.5	1.3	< 0.111 U	< 0.114 U
PCB-136	38411-22-2	ng/g	7.19	1.6	0.739	5.7	8.41	10.2	3.99	9.4	25.2	29.1	55.7 J	4.64	17.2	0.916	< 0.0777 U	< 0.0798 U
PCB-137	35694-06-5	ng/g	4.06	1.26	0.683	3.6	4.88	6.33	2.97	6.92	17.4	19.4	38.1 J	2.37	12.1	< 0.13 U	< 0.127 U	< 0.13 U
PCB-138/163/164	PCB-138/163/164	ng/g	62 J	18.9	9.91	55.5 J	77.5 J	98.7 J	49.7 J	115 J	274 J	307 J	578 J	44 J	183 J	10.2	0.619	0.177 J
PCB-139/149	PCB-139/149	ng/g	40.6 J	11	5.28	33.7	49.4 J	59.7 J	28.5	67 J	160 J	183 J	335 J	28.1	106 J	5.84	0.246	< 0.158 U
PCB-140	59291-64-4	ng/g	0.481	0.219	< 0.0607 U	0.474	0.652	0.662	0.3	0.528	1.69	2.15	2.59	< 0.0604 U	1.09	< 0.0631 U	< 0.0614 U	< 0.063 U
PCB-141	52712-04-6	ng/g	9.07	2.43	1.3	7.22	10.6	14.6	7.16	18.1	40.5 J	45 J	91.5 J	4.63	28.8	1.56	< 0.115 U	< 0.118 U
PCB-143	68194-15-0	ng/g	0.405	< 0.064 U	< 0.0611 U	< 0.063 U	0.286	0.555	< 0.0638 U	0.336	1.53	1.7	3.08	< 0.0607 U	< 0.0592 U	< 0.0635 U	< 0.0618 U	< 0.0634 U
PCB-145	74472-40-5	ng/g	< 0.0795 U	< 0.0799 U	< 0.0763 U	< 0.0787 U	< 0.0793 U	< 0.0785 U	< 0.0796 U	< 0.074 U	0.207	0.277	0.511	< 0.0758 U	< 0.0739 U	< 0.0792 U	< 0.0772 U	< 0.0792 U
PCB-146	51908-16-8	ng/g	6.79	2.23	1.06	6.33	9.1	10.6	5.12	11.2	28.8	32.5	55 J	6.33	17.2	0.958	< 0.0551 U	< 0.0565 U
PCB-147	68194-13-8	ng/g	2.52	0.733	0.388	2.86	3.64	7.06	1.62	4.11	9.6	11.4	14.6	4.14	4.85	< 0.0767 U	< 0.0747 U	< 0.0766 U
PCB-148	74472-41-6	ng/g	0.215	< 0.069 U	< 0.0659 U	0.202	0.304	0.539	< 0.0687 U	0.264	0.626	0.717	0.812	< 0.0655 U	< 0.0638 U	< 0.0684 U	< 0.0666 U	< 0.0683 U
PCB-150	68194-08-1	ng/g	0.186 J	< 0.0791 U	< 0.0755 U	0.212	0.275	0.377	0.116 J	0.223	0.608	0.704	0.903	0.326	0.248	< 0.0784 U	< 0.0764 U	< 0.0784 U
PCB-151	52663-63-5	ng/g	9.91	2.77	1.32	8.47	12.3	15.9	6.9	21.1	40.1 J	46.7 J	80.8 J	8.98	24.6	1.39	< 0.0591 U	< 0.0607 U
PCB-152	68194-09-2	ng/g	0.244	< 0.0874 U	< 0.0835 U	0.247	0.347	0.624	0.15 J	0.265	0.842	1.03	1.55	< 0.083 U	< 0.0809 U	< 0.0867 U	< 0.0845 U	< 0.0867 U

Table 12
Phase 2 Reach Floodplain Soil Analytical Results
Phase 2 Data Evaluation Summary Memorandum
Lower Neponset River
Boston and Milton, Massachusetts

Analyte	CAS Number	Units	24D-0094 24D-0094-CS 7/11/2024 N 2 - 2.7 ft	24D-0095 24D-0095-AS 7/11/2024 N 0 - 1 ft	24D-0095 24D-0095-BS 7/11/2024 N 1 - 1.5 ft	24D-0096 24D-0096-AS 7/11/2024 N 0 - 1 ft	24D-0096 24D-0096-BS 7/11/2024 N 1 - 2 ft	24D-0096 24D-0096-CS 7/11/2024 N 2 - 3 ft	24D-0098 24D-0098-AS 7/10/2024 N 0 - 0.75 ft	24D-0099 24D-0099-AS 7/10/2024 N 0 - 0.4 ft	24D-0100 24D-0100-AD 7/10/2024 FD 0 - 0.95 ft	24D-0100 24D-0100-AS 7/10/2024 N 0 - 0.95 ft	24D-0101 24D-0101-AS 7/10/2024 N 0 - 0.95 ft	24D-0103 24D-0103-AS 5/28/2024 N 0 - 0.4 ft	24D-0104 24D-0104-AS 5/28/2024 N 0 - 1 ft	24D-0104 24D-0104-BS 5/28/2024 N 1 - 1.6 ft	24D-0105 24D-0105-AS 5/28/2024 N 0 - 1 ft	24D-0105 24D-0105-BS 5/28/2024 N 1 - 1.9 ft
PCB-153	35065-27-1	ng/g	40.3 J	12.1	5.78	34.8	50.4 J	65.2 J	31.4	88 J	168 J	189 J	347 J	27.6	111 J	6.12	0.401	0.137 J
PCB-154	60145-22-4	ng/g	1.22	0.355	0.212	1.23	1.78	2.65	0.767	1.76	4.79	5.61	6.69	2.04	2.16	< 0.0501 U	< 0.0488 U	< 0.05 U
PCB-155	33979-03-2	ng/g	< 0.0423 U	< 0.0425 U	< 0.0406 U	< 0.0419 U	< 0.0422 U	0.066 J	< 0.0424 U	< 0.0394 U	< 0.0419 U	< 0.0406 U	< 0.0412 U	< 0.0404 UJ	< 0.0394 UJ	< 0.0422 UJ	< 0.0411 UJ	< 0.0421 UJ
PCB-156	38380-08-4	ng/g	5.78	1.58	0.963	4.92	7.3	8.51	4.57	13.6	31.8	35.1	73.3 J	4.1	20.8	1.15	< 0.0595 U	< 0.0611 U
PCB-157	69782-90-7	ng/g	1.66 J+	0.582 J+	0.273 J+	1.72 J+	2.22 J+	2.97 J+	1.64 J+	8.89 J+	8.79 J+	9.28 J+	18.6 J	1.21 J+	5.59 J+	0.259 J+	< 0.057 U	< 0.0585 U
PCB-158/160	PCB-158/160	ng/g	6.04	1.68	0.818	4.68	7.74	9.16	4.48	11	25.9	28.2	60.2 J	3.63	18.1	1.06	< 0.12 U	< 0.123 U
PCB-159	39635-35-3	ng/g	< 0.0698 UJ	< 0.0701 UJ	< 0.067 UJ	< 0.0691 UJ	0.602 J	1.3 J	0.321 J	3.28 J	1.33 J	1.59 J	2.6	< 0.0666 U	1.12	< 0.0696 U	< 0.0678 U	< 0.0695 U
PCB-161	74472-43-8	ng/g	< 0.0659 U	< 0.0662 U	< 0.0632 U	< 0.0652 U	< 0.0657 U	< 0.065 U	< 0.0659 U	< 0.0613 U	< 0.0652 U	< 0.0631 U	< 0.064 U	< 0.0628 U	< 0.0612 U	< 0.0656 U	< 0.0639 U	< 0.0656 U
PCB-162	39635-34-2	ng/g	< 0.0675 UJ	< 0.0678 UJ	< 0.0647 UJ	< 0.0667 UJ	< 0.0673 UJ	< 0.0666 UJ	0.284 J	1.18 J	1.44 J	1.71 J	3.11	< 0.0643 U	< 0.0627 U	< 0.0672 U	< 0.0654 U	< 0.0672 U
PCB-165	74472-46-1	ng/g	< 0.0944 U	< 0.0948 U	< 0.0905 U	< 0.0933 U	< 0.0941 U	< 0.0932 U	< 0.0945 U	< 0.0878 U	0.499	0.412	0.394	< 0.09 U	< 0.0877 U	< 0.094 U	< 0.0916 U	< 0.0939 U
PCB-166	41411-63-6	ng/g	< 0.0845 UJ	< 0.0849 UJ	< 0.0811 UJ	< 0.0835 UJ	0.343 J	0.506 J	0.344 J	0.625 J	1.63 J	1.79 J	3.4	< 0.0806 U	1.03	< 0.0842 U	< 0.082 U	< 0.0841 U
PCB-167	52663-72-6	ng/g	2.57	0.602	0.365	2.4	3.38	3.66	2.02	5.09	11.2	12.4	25	1.74	7.69	0.4	< 0.056 U	< 0.0575 U
PCB-169	32774-16-6	ng/g	< 0.051 U	< 0.0513 U	< 0.049 U	< 0.0505 U	< 0.0509 U	< 0.0504 U	< 0.0511 U	< 0.0475 U	< 0.0505 U	< 0.0489 U	< 0.0496 U	< 0.0487 UJ	< 0.0474 UJ	< 0.0509 UJ	< 0.0495 UJ	< 0.0508 UJ
PCB-170/190	PCB-170/190	ng/g	10.8	3.5	1.76	9.66	13.2	28.9	9.34	31.5	52.6 J	57.3 J	105 J	9.77 J	33.2 J	1.79 J	< 0.288 UJ	< 0.295 UJ
PCB-171	52663-71-5	ng/g	2.81	1.08	0.446	2.71	3.46	7.05	2.38	7.33	11.8	13	23.8	2.47 J	7.31 J	< 0.066 UJ	< 0.0643 UJ	< 0.066 UJ
PCB-172/192	PCB-172/192	ng/g	1.36	0.473	0.273	1.28	1.67	3.86	1.27	3.89	6.36	7.01	12.4	1.37 J	3.99 J	< 0.146 UJ	< 0.142 UJ	< 0.146 UJ
PCB-173	68194-16-1	ng/g	0.258 J	< 0.0896 UJ	< 0.0856 UJ	0.42 J	0.329 J	< 0.0881 UJ	< 0.0893 UJ	0.549 J	1.16 J	1.12 J	2.17	< 0.0851 UJ	< 0.0829 UJ	< 0.0889 UJ	< 0.0866 UJ	< 0.0888 UJ
PCB-174	38411-25-5	ng/g	8.99	2.92	1.44	8.08	11.1	26.4	7.83	45.4 J	42.3 J	47.2 J	84 J	7.61 J	27 J	1.47 J	< 0.102 UJ	< 0.104 UJ
PCB-175	40186-70-7	ng/g	0.416	0.142 J	< 0.0611 U	0.355	0.442	0.941	0.335	1.23	1.41	1.51	2.84	< 0.0607 UJ	< 0.0592 UJ	< 0.0635 UJ	< 0.0618 UJ	< 0.0634 UJ
PCB-176	52663-65-7	ng/g	1.04	0.327	0.192	0.899	1.25	2.98	0.797	4.08	4.19	4.66	8.75	0.947	2.47	0.157 J	< 0.0666 U	< 0.0683 U
PCB-177	52663-70-4	ng/g	5.52	1.75	0.91	5.18	7.23	14.9	4.62	19.2	26.7	29.4	49.6 J	5.79 J	15.7 J	0.905 J	< 0.0864 UJ	< 0.0886 UJ
PCB-178	52663-67-9	ng/g	2.06	0.685	0.349	1.99	2.89	5.89	1.83	11.9	9.99	11.2	16.8 J	2.57 J	5.52 J	0.373 J	< 0.0814 UJ	< 0.0835 UJ
PCB-179	52663-64-6	ng/g	3.35	1.04	0.484	3.13	4.23	9.65	2.68	25.5	15.7	17.6	29.3	3.63	8.83	0.54	< 0.0599 U	< 0.0615 U
PCB-180	35065-29-3	ng/g	18.3	5.81	2.99	16.9	22.8	60.8 J	16.3	131 J	88.5 J	96.5 J	176 J	17.2 J	56.4 J	3.27 J	0.225 J	0.106 J
PCB-181	74472-47-2	ng/g	< 0.0938 U	< 0.0942 U	< 0.09 U	< 0.0927 U	< 0.0935 U	< 0.0926 U	< 0.0939 U	< 0.0873 U	< 0.0928 U	< 0.0898 U	< 0.0912 U	< 0.0894 UJ	< 0.0872 UJ	< 0.0934 UJ	< 0.091 UJ	< 0.0934 UJ
PCB-182/187	PCB-182/187	ng/g	10.4	3.46	1.67	10.2	13.5	33.9	9.37	110 J	50.4 J	56 J	91.1 J	11.7 J	29.5 J	1.8 J	< 0.169 UJ	< 0.174 UJ
PCB-183	52663-69-1	ng/g	4.57	1.34	0.617	4.07	5.41	13.9	3.58	26	18.7	20.4	38.2	3.77 J	11.6 J	0.694 J	< 0.0701 UJ	< 0.0719 UJ
PCB-184	74472-48-3	ng/g	< 0.0493 U	< 0.0495 U	< 0.0473 U	< 0.0487 U	< 0.0491 U	< 0.0486 U	< 0.0493 U	< 0.0458 U	< 0.0487 U	< 0.0472 U	< 0.0479 U	< 0.047 U	< 0.0458 U	< 0.0491 U	< 0.0478 U	< 0.049 U
PCB-185	52712-05-7	ng/g	1.05	0.303	0.187 J	0.867	1.3	3.42	0.902	9.03	5.31	5.92	10.5 J	< 0.0689 UJ	3.24 J	< 0.0719 UJ	< 0.0701 UJ	< 0.0719 UJ
PCB-186	74472-49-4	ng/g	< 0.074 U	< 0.0743 U	< 0.071 U	< 0.0732 U	< 0.0738 U	< 0.073 U	< 0.0741 U	< 0.0689 U	< 0.0732 U	< 0.0709 U	< 0.0719 U	< 0.0706 U	< 0.0688 U	< 0.0737 U	< 0.0718 U	< 0.0737 U
PCB-188	74487-85-7	ng/g	< 0.0538 U	< 0.0541 U	< 0.0516 U	< 0.0532 U	< 0.0537 U	0.142 J	< 0.0539 U	< 0.0501 U	0.0965 J	0.125 J	< 0.0523 U	< 0.0513 U	< 0.05 U	< 0.0536 U	< 0.0522 U	< 0.0536 U
PCB-189	39635-31-9	ng/g	0.657 J	< 0.0556 UJ	< 0.0531 UJ	0.704 J	0.604 J	1.03 J	0.543 J	1.21 J	2.25 J	2.42 J	4.67 J+	< 0.0528 UJ	1.5 J	< 0.0552 UJ	< 0.0537 UJ	< 0.0551 UJ
PCB-191	74472-50-7	ng/g	0.461 J	0.188 J	< 0.132 UJ	0.466 J	0.539 J	1.05 J	0.313 J	0.872 J	1.51 J	1.61 J	3.09	< 0.131 UJ	0.96 J	< 0.137 UJ	< 0.133 UJ	< 0.136 UJ
PCB-193	69782-91-8	ng/g	0.946	0.338	< 0.177 U	0.953	1.15	3.08	0.707	3.87	4.56	5.29	8.74	1.1 J	2.9 J	< 0.184 UJ	< 0.179 UJ	< 0.184 UJ
PCB-194	35694-08-7	ng/g	6.07	3.48	2.47	394 J	8.77	27.1	7.92	108 J	30.3	33.2	59.2 J	8.48 J	23.7 J	4.29 J	< 0.154 UJ	< 0.158 UJ
PCB-195	52663-78-2	ng/g	1.87	1.2	< 0.144 U	2.13	2.8	8.75	1.79	19.6	10.5	11.3	20.8 J	2.93 J	6.36 J	< 0.15 UJ	< 0.146 UJ	< 0.15 UJ
PCB-196/203	PCB-196/203	ng/g	5.92	2.04	1.3	6.07	8.02	28	5.99	167 J	29.1	31.4	55.3 J	7.57 J	17.4 J	1.22 J	< 0.129 UJ	< 0.132 UJ
PCB-197	33091-17-7	ng/g	0.274	< 0.0592 U	< 0.0566 U	0.227	0.269	0.779	< 0.059 U	2.68	0.824	0.902	1.54	< 0.0562 U	< 0.0548 U	< 0.0587 U	< 0.0572 U	< 0.0587 U
PCB-198	68194-17-2	ng/g	0.518 J	< 0.101 UJ	< 0.096 UJ	0.612 J	0.595 J	1.62 J	0.535 J	5.24 J	1.45 J	1.56 J	2.7	< 0.0955 UJ	< 0.093 UJ	< 0.0997 UJ	< 0.0971 UJ	< 0.0997 UJ
PCB-199	52663-75-9	ng/g	5.16	1.82	0.922	5.33	6.98	23.7	5.3	160 J	25.6	28	46.6 J	6.59 J	15.4 J	1.03 J	< 0.0892 UJ	< 0.0916 UJ
PCB-200	52663-73-7	ng/g	0.625 J	0.403 J	< 0.082 UJ	0.731 J	0.998 J	2.52 J	0.572 J	14.7 J	2.75 J	3.15 J	5.55	0.769	2.06	< 0.0852 U	< 0.0829 U	< 0.0851 U
PCB-201	40186-71-8	ng/g	0.692 J	0.337 J	< 0.0492 UJ	0.706 J	0.737 J	2.71 J	0.57 J	17.6 J	2.48 J	2.78 J	4.97	0.656 J	1.4 J	< 0.0511 UJ	< 0.0497 UJ	< 0.051 UJ
PCB-202	2136-99-4	ng/g	0.938 J	0.312 J	0.243 J	1.16 J	1.56 J	3.99 J	0.94 J	37.6 J	4.3 J	4.78 J	7.65	1.36 J	2.86 J	< 0.0639 UJ	< 0.0622 UJ	< 0.0638 UJ
PCB-204	74472-52-9	ng/g	< 0.0991 U	< 0.0996 U	< 0.0951 U	< 0.098 U	< 0.0989 U	< 0.0978 U	< 0.0992 U	< 0.0922 U	< 0.0981 U	< 0.095 U	< 0.0964 U	< 0.0945 U	< 0.0921 U	< 0.0988 U	< 0.0962 U	< 0.0987 U
PCB-205	74472-53-0	ng/g	< 0.0548 U	< 0.055 U	< 0.0526 U	< 0.0542 U	< 0.0547 U	1.36	< 0.0549 U	2.64	1.63	1.77	3.09	< 0.0523 UJ	1.15 J	< 0.0546 UJ	< 0.0532 UJ	< 0.0546 UJ
PCB-206	40186-72-9	ng/g	2.96	1.59	0.778	3.54	4.46	9.35	2.89	117 J	12	13.9	19.7	3.23 J	7.78 J	0.579 J	< 0.0511 UJ	< 0.0524 UJ
PCB-207	52663-79-3	ng/g	0.279 J	< 0.0698 UJ	< 0.0666 UJ	0.369 J	0.771 J	1.27 J	0.367 J	13.5 J	1.23 J	1.33 J	2.41	0.393 J	< 0.0645 UJ	< 0.0692 UJ	< 0.0674 UJ	< 0.0691 UJ
PCB-208	52663-77-1	ng/g	0.977 J	0.508 J	0.199 J	1.04 J	1.32 J	2.43 J	0.804 J	27.5 J	2.86 J	3.15 J	4.55	0.874 J	2.09 J	< 0.0692 UJ	< 0.0674 UJ	< 0.0691 UJ
PCB-209	2051-24-3	ng/g	1.59 J	0.991 J	0.518 J	2.1 J	2.43 J	3.83 J	1.51 J	7.79 J	3.59 J	4.05 J	4.5	1.21 J	2.92 J	< 0.0455 UJ	< 0.0443 UJ	< 0.0455 UJ
Total Decachlorobiphenyls	RA_Total_DECPCB	ng/g	1.59	0.991	0.518	2.1	2.43	3.83	1.51	7.79	3.59	4.05	4.5	1.21	2.92	< 0.0455 U	< 0.0443 U	< 0.0455 U
Total Dichlorobiphenyls	RA_Total_DIPCB	ng/g	314.48	47.607	39.934	334.88	216.11	628.87	87.49	561.03	758.65	725.87	723.62	479.08	352.17	12.01	< 0.109 U	< 0.111 U
Total Heptachlorobiphenyls	RA_Total_HEPPCB	ng/g	72.988	23.356	11.318	67.864	91.104	217.893	62.797	432.561	343.537	378.265	666.96	67.927	210.12	10.999	0.225	0.106
Total Hexachlorobiphenyls	RA_Total_HEXPCB	ng/g	256.582	73.946	36.389	220.998	318.699	395.349	189.763	470.381	1074.54	1211.24	2268.51	177.606	712.568	36.253	1.266	0.314
Total Monochlorobiphenyls	RA_Total_MONPCB	ng/g	24.939	10.32	16.02	59.87	41.314	44.02	14.987	109.76	96.76	77.17	30.441	95.297	14.96	0.532	< 0.0476 U	< 0.0488 U
Total Nonachlorobiphenyls	RA_Total_NONPCB	ng/g	4.216	2.098	0.977	4.949	6.551	13.05	4.061	158	16.09	18.38	26.66	4.497	9.87	0.579	< 0.0674 U	< 0.0691 U
Total Octachlorobiphenyls	RA_Total_OCTPCB	ng/g	22.067	9.592	4.935	410.966	30.729	100.529	23.617	535.06	108.934	118.842	207.4	28.355	70.33	6.54	< 0.154 U	< 0.158 U
Total Pentachlorobiphenyls	RA_Total_PENPCB	ng/g	758.356	134.043	69.588	515.623	749.991	858.529	473.98	1149.58	4508.2	5277.92	9761.89	434.001	3582.53	177.81	1.631	< 0.319 U
Total Tetrachlorobiphenyls	RA_Total_TETPCB	ng/g	1706.73	173.766	99.396	1148.94	1322.28	2243.78	535.912	2271.64	10531	12213.4	19446.8	981.332	9807.39	408.864	1.073	< 0.186 U
Total Trichlorobiphenyls	RA_Total_TRICPB	ng/g	1059.29	66.712	41.84	742.089	427.888	1884.75	127.526	993.84	3918.85	4345.14	5154.52	634.43	4111.94	154.078	0.275	< 0.140 U
Total PCB Congeners	RA_Tot_PCB_Cong	ng/g	4221.24	542.431	320.915	3508.28	3207.1	6390.6	1521.64	6689.64	21360.1	24370.3	38291.3	2903.73	18874.8	807.665	4.47	0.42
Total PCB TEQ (Bird)	RA-TEQ-B-PCB	ng/g	1.09123827	0.15600034	0.09054828	0.75663194	1.01714054	1.357216	0.87385223	2.2813086	8.9270525	9.8894522	17.2424607	0.7185203	8.4565409	0.33774122	0.00000435	< 0
Total PCB TEQ (Fish)	RA-TEQ-F-PCB	ng/g	0.003308985	0.00043838	0.00025002	0.00229372	0.00750952	0.0119648	0.002659015	0.0237276	0.0489892	0.055246	0.10048185	0.0061753	0.0404929	0.000862705	0.000002175	< 0
Total PCB TEQ (Mammal)	RA-TEQ-M-PCB	ng/g	0.00625691	0.00108028	0.00060012	0.00439632	0.09684012	0.1751278	0.00524109	0.3632316	0.5085952	0.581056	1.0690511	0.0880898	0.3697274	0.00181623	0.00001305	< 0
TAL Metals and Mercury																		
Aluminum	7429-90-5	mg/kg	7600	4400	3900	5800	6100	4200	3600	2900	3500	3500	4100	3600 J-	3500 J-	4700 J-	5200 J-	2600 J-
Calcium	7440-70-2	mg/kg	2200	1000	1100	5300	3300	2500	1500	1500	1200	1200	1700	1100	760	1500	930	350 J
Iron	7439-89-6	mg/kg	12000	11000	8800	24000	18000	7900	7800	9900	10000	10000	8600	8600 EB	7400 EB	11000 EB	9500 EB	8200 EB
Magnesium	7439-95-4	mg/kg	1300	1000	1000	1800	1800	1300	1100	1100	1100	1100	1300	1300 J-	1000 J-	2700 J-	2100 J-	780 J-
Potassium	7440-09-7	mg/kg	< 610 UJ	< 460 UJ	< 460 UJ	< 800 UJ	< 640 UJ	< 570 UJ	< 480 UJ	< 420 UJ	< 410 UJ	< 400 UJ	< 460 UJ	180 J-	130 J-	170 J-	280 J-	260 J-
Sodium	7440-23-5	mg/kg	240 J	150 J	190 J	450 J	490 J	490 J	120 J	160 J	160 J	120 J	120 J	< 560 U	< 570 U	< 530 U	< 510 U	< 420 U
Antimony	7440-36-0	mg/kg	< 1.3 U	< 1.3 U	< 1.3 U	< 2.0 U	< 1.4 U	< 1.5 U	< 1.1 U	< 0.92 U	< 0.97 U	< 1.0 U	< 1.0 U	0.50 J	< 1.3 U	0.21 J	0.12 J	0.16 J
Arsenic	7440-38-2	mg/kg	3.4 J	3.6 J	2.5 J	8.3 J	5.6 J	3.9 J	1.7	2.3	3.0	3.2	2.8	1.8	3.8 J	2.2	2.2	2.2
Barium	7440-39-3	mg/kg	30 J+	42 J+	33 J+	140 J+	79 J+	64 J+	26 J+	39 J+	37 J+	38 J+	39 J+	20 J+	20 J+	16 J+	28 J+	45 J+
Beryllium	7440-41-7	mg/kg	< 0.65 UJ	< 0.65 UJ	< 0.64 UJ	< 1.0 UJ	< 0.69 UJ	< 0.76 UJ	< 0.54 UJ	< 0.46 UJ	< 0.48 UJ	< 0.52 UJ	< 0.52 UJ	< 0.52 UJ	< 0.64 UJ	< 0.43 UJ	< 0.49 UJ	< 0.37 UJ

Table 12
Phase 2 Reach Floodplain Soil Analytical Results
Phase 2 Data Evaluation Summary Memorandum
Lower Neponset River
Boston and Milton, Massachusetts

			24D-0094 24D-0094-CS 7/11/2024 N 2 - 2.7 ft	24D-0095 24D-0095-AS 7/11/2024 N 0 - 1 ft	24D-0095 24D-0095-BS 7/11/2024 N 1 - 1.5 ft	24D-0096 24D-0096-AS 7/11/2024 N 0 - 1 ft	24D-0096 24D-0096-BS 7/11/2024 N 1 - 2 ft	24D-0096 24D-0096-CS 7/11/2024 N 2 - 3 ft	24D-0098 24D-0098-AS 7/10/2024 N 0 - 0.75 ft	24D-0099 24D-0099-AS 7/10/2024 N 0 - 0.4 ft	24D-0100 24D-0100-AD 7/10/2024 FD 0 - 0.95 ft	24D-0100 24D-0100-AS 7/10/2024 N 0 - 0.95 ft	24D-0101 24D-0101-AS 7/10/2024 N 0 - 0.95 ft	24D-0103 24D-0103-AS 5/28/2024 N 0 - 0.4 ft	24D-0104 24D-0104-AS 5/28/2024 N 0 - 1 ft	24D-0104 24D-0104-BS 5/28/2024 N 1 - 1.6 ft	24D-0105 24D-0105-AS 5/28/2024 N 0 - 1 ft	24D-0105 24D-0105-BS 5/28/2024 N 1 - 1.9 ft
Analyte	CAS Number	Units																
Cadmium	7440-43-9	mg/kg	0.93 J-	0.25 J-	0.22 J-	1.5 J-	1.1 J-	1.3 J-	0.11 J-	0.24 J-	0.24 J-	0.33 J-	0.51 J-	< 0.52 UJ	< 0.64 UJ	< 0.43 UJ	< 0.49 UJ	0.13 J-
Chromium, Total	7440-47-3	mg/kg	28 J	24 J	15 J	56 J	48 J	52 J	14 J+	18 J+	32 J+	31 J+	25 J+	18 JEB	29 JEB	11 JEB	7.8 JEB	5.5 JEB
Cobalt	7440-48-4	mg/kg	2.5 J+	3.1 J+	2.8 J+	10 J+	5.0 J+	3.3 J+	1.9 J+	2.5 J+	3.2 J+	3.4 J+	3.9 J+	2.2 J+	2.8 J+	2.1 J+	3.4 J+	5.6 J+
Copper	7440-50-8	mg/kg	60 J-	36 J-	23 J-	92 J-	64 J-	70 J-	44 J-	34 J-	51 J-	68 J-	57 J-	33 J-	57 J-	19 J-	13 J-	12 J-
Lead	7439-92-1	mg/kg	110 J+	200 J+	59 J+	170 J+	150 J+	180 J+	46 J+	99 J+	140 J+	130 J+	130 J+	58 J+	110 J+	23 J+	9.2 J+	4.8 J+
Manganese	7439-96-5	mg/kg	80 J+	230 J+	170 J+	1700 J+	430 J+	88 J+	160 J+	110 J+	140 J+	140 J+	170 J+	51 JEB	81 JEB	65 JEB	510 JEB	1600 JEB
Nickel	7440-02-0	mg/kg	5.7	6.1	4.8	16	11	31	3.7	6.0	7.0	7.8	9.2	6.5	7.9	3.9	5.9	5.0
Selenium	7782-49-2	mg/kg	< 3.2 UJ	< 3.2 UJ	< 3.2 UJ	< 5.1 UJ	< 3.4 UJ	< 3.8 UJ	< 2.7 UJ	< 2.3 UJ	< 2.4 UJ	< 2.6 UJ	< 2.6 UJ	< 2.6 U	0.62 J	< 2.1 U	< 2.4 U	< 1.8 U
Silver	7440-22-4	mg/kg	0.24 J	0.18 J	0.12 J	0.37 J	0.32 J	0.28 J	0.17 J	0.17 J	0.28 J	0.48 J	0.20 J	0.16 J	0.27 J	0.12 J	< 0.49 U	< 0.37 U
Thallium	7440-28-0	mg/kg	< 0.65 U	0.045 J	< 0.64 U	0.071 J	0.048 J	< 0.76 U	< 0.54 U	< 0.46 U	< 0.48 U	< 0.52 U	0.051 J	< 0.52 U	0.27 J	< 0.43 U	0.039 J	0.044 J
Vanadium	7440-62-2	mg/kg	13	18	12	31	23	21	8.5	11	19	18	24	11	35	12	11	8.5
Zinc	7440-66-6	mg/kg	220 J	93 J	59 J	320 J	210 J	160 J	48	75	70 J	130 J	120	39 EB	44 EB	21 EB	26 EB	31 EB
Mercury	7439-97-6	mg/kg	0.54 J-	0.33 J-	0.30 J-	0.73 J-	0.75 J-	0.68 J-	0.35 J	0.34 J	0.62 J	0.62 J	0.50 J	0.19 J-	0.46 J-	0.064 J-	0.043 J-	0.029 J-
TCL VOCs																		
1,1,1-Trichloroethane (TCA)	71-55-6	ug/kg	< 8.1 U	< 6.5 U	< 5.7 U	< 11 U	< 9.0 U	< 8.1 U	< 5.5 U	< 5.4 U	< 6.1 U	< 5.0 U	< 5.2 U	< 6.8 UJ	< 7.2 U	< 5.8 UJ	< 5.0 UJ	< 5.5 UJ
1,1,2,2-TETRACHLOROETHANE	79-34-5	ug/kg	< 8.1 U	< 6.5 U	< 5.7 U	< 11 U	< 9.0 U	< 8.1 U	< 5.5 U	< 5.4 U	< 6.1 U	< 5.0 U	< 5.2 U	< 6.8 U	< 7.2 U	< 5.8 U	< 5.0 U	< 5.5 U
1,1,2-TRICHLORO-1,2,2-TRIFLUOROETHANE	76-13-1	ug/kg	< 8.1 U	< 6.5 U	< 5.7 U	< 11 U	< 9.0 U	< 8.1 U	< 5.5 U	< 5.4 U	< 6.1 U	< 5.0 U	< 5.2 U	< 6.8 UJ	< 7.2 U	< 5.8 UJ	< 5.0 UJ	< 5.5 UJ
1,1,2-Trichloroethane	79-00-5	ug/kg	< 8.1 U	< 6.5 U	< 5.7 U	< 11 U	< 9.0 U	< 8.1 U	< 5.5 U	< 5.4 U	< 6.1 U	< 5.0 U	< 5.2 U	< 6.8 U	< 7.2 U	< 5.8 U	< 5.0 U	< 5.5 U
1,1-Dichloroethane	75-34-3	ug/kg	< 8.1 U	< 6.5 U	< 5.7 U	< 11 U	< 9.0 U	< 8.1 U	< 5.5 U	< 5.4 U	< 6.1 U	< 5.0 U	< 5.2 U	< 6.8 U	< 7.2 U	< 5.8 U	< 5.0 U	< 5.5 U
1,1-Dichloroethene	75-35-4	ug/kg	< 8.1 U	< 6.5 U	< 5.7 U	< 11 U	< 9.0 U	< 8.1 U	< 5.5 U	< 5.4 U	< 6.1 U	< 5.0 U	< 5.2 U	< 6.8 UJ	< 7.2 U	< 5.8 UJ	< 5.0 UJ	< 5.5 UJ
1,2,3-Trichlorobenzene	87-61-6	ug/kg	< 8.1 U	< 6.5 UJ	< 5.7 U	< 890 U	< 660 U	< 8.1 UJ	< 360 U	< 310 U	< 310 U	< 310 U	< 280 U	< 6.8 UJ	< 7.2 U	< 5.8 UJ	< 5.0 UJ	< 5.5 UJ
1,2,3-TRICHLOROPROPANE	96-18-4	ug/kg	< 8.1 U	< 6.5 U	< 5.7 U	< 11 U	< 9.0 U	< 8.1 U	< 5.5 U	< 5.4 U	< 6.1 U	< 310 U	< 5.2 U	< 6.8 UJ	< 7.2 U	< 5.8 UJ	< 5.0 UJ	< 5.5 UJ
1,2,4-TRICHLOROBENZENE	120-82-1	ug/kg	< 8.1 U	< 6.5 UJ	< 5.7 U	< 890 U	< 660 U	< 8.1 UJ	< 360 U	< 310 U	< 310 U	< 310 U	< 280 U	< 6.8 UJ	< 7.2 U	< 5.8 UJ	< 5.0 UJ	< 5.5 UJ
1,2,4-Trimethylbenzene	95-63-6	ug/kg	< 8.1 U	< 400 U	< 5.7 U	< 890 U	< 660 U	< 580 U	< 360 U	< 310 U	< 310 U	< 310 U	< 280 U	< 6.8 U	< 7.2 U	< 5.8 U	< 5.0 U	< 5.5 U
1,2-Dibromo-3-Chloropropane	96-12-8	ug/kg	< 8.1 U	< 6.5 UJ	< 5.7 U	< 890 U	< 660 U	< 580 U	< 360 U	< 310 U	< 310 U	< 310 U	< 280 U	< 6.8 U	< 7.2 U	< 5.8 U	< 5.0 U	< 5.5 U
1,2-Dibromoethane (Ethylene Dibromide)	106-93-4	ug/kg	< 8.1 U	< 6.5 U	< 5.7 U	< 11 U	< 9.0 U	< 8.1 U	< 5.5 U	< 5.4 U	< 6.1 U	< 5.0 U	< 5.2 U	< 6.8 UJ	< 7.2 U	< 5.8 UJ	< 5.0 UJ	< 5.5 UJ
1,2-Dichlorobenzene	95-50-1	ug/kg	< 8.1 U	< 6.5 UJ	< 5.7 U	< 890 U	< 660 U	< 8.1 UJ	< 360 U	< 310 U	< 310 U	< 310 U	< 280 U	< 6.8 UJ	< 7.2 U	< 5.8 UJ	< 5.0 UJ	< 5.5 UJ
1,2-Dichloroethane	107-06-2	ug/kg	< 8.1 U	< 6.5 U	< 5.7 U	< 11 U	< 9.0 U	< 8.1 U	< 5.5 U	< 5.4 U	< 6.1 U	< 5.0 U	< 5.2 U	< 6.8 UJ	< 7.2 U	< 5.8 UJ	< 5.0 UJ	< 5.5 UJ
1,2-DICHLOROPROPANE	78-87-5	ug/kg	< 8.1 U	< 6.5 U	< 5.7 U	< 11 U	< 9.0 U	< 8.1 U	< 5.5 U	< 5.4 U	< 6.1 U	< 310 U	< 5.2 U	< 6.8 UJ	< 7.2 U	< 5.8 UJ	< 5.0 UJ	< 5.5 UJ
1,3,5-Trimethylbenzene (Mesitylene)	108-67-8	ug/kg	< 8.1 U	< 400 U	< 5.7 U	< 890 U	< 660 U	< 580 U	< 360 U	< 310 U	< 310 U	< 310 U	< 280 U	< 6.8 U	< 7.2 U	< 5.8 U	< 5.0 U	< 5.5 U
1,3-DICHLOROBENZENE	541-73-1	ug/kg	< 8.1 U	< 6.5 UJ	< 5.7 U	< 890 U	< 660 U	< 8.1 UJ	< 360 U	< 310 U	< 310 U	< 310 U	< 280 U	< 6.8 UJ	< 7.2 U	< 5.8 UJ	< 5.0 UJ	< 5.5 UJ
1,4-DICHLOROBENZENE	106-46-7	ug/kg	< 8.1 U	< 6.5 UJ	< 5.7 U	< 890 U	< 660 U	< 8.1 UJ	< 360 U	< 310 U	< 310 U	< 310 U	< 280 U	< 6.8 UJ	< 7.2 U	< 5.8 UJ	< 5.0 UJ	< 5.5 UJ
2-HEXANONE	591-78-6	ug/kg	< 16 U	< 13 U	< 11 U	< 22 U	< 18 U	< 16 U	< 11 U	< 11 U	< 12 U	< 9.9 U	< 10 U	< 14 U	< 14 U	< 12 U	< 10 U	< 11 U
ACETONE	67-64-1	ug/kg	< 16 U	< 13 U	< 11 U	< 22 U	< 18 U	83 EB	< 11 U	< 11 U	< 12 U	< 9.9 U	< 10 U	< 14 U	< 14 U	< 12 U	< 10 U	< 11 U
Benzene	71-43-2	ug/kg	< 8.1 U	< 6.5 U	< 5.7 U	< 11 U	< 9.0 U	< 8.1 U	< 5.5 U	< 5.4 U	< 6.1 U	< 5.0 U	< 5.2 U	< 6.8 U	< 7.2 U	< 5.8 U	< 5.0 U	< 5.5 U
BROMOCHLOROMETHANE	74-97-5	ug/kg	< 8.1 U	< 6.5 U	< 5.7 U	< 11 U	< 9.0 U	< 8.1 U	< 5.5 U	< 5.4 U	< 6.1 U	< 5.0 U	< 5.2 U	< 6.8 U	< 7.2 U	< 5.8 U	< 5.0 U	< 5.5 U
BROMODICHLOROMETHANE	75-27-4	ug/kg	< 8.1 U	< 6.5 U	< 5.7 U	< 11 U	< 9.0 U	< 8.1 U	< 5.5 U	< 5.4 U	< 6.1 U	< 310 U	< 5.2 U	< 6.8 UJ	< 7.2 U	< 5.8 UJ	< 5.0 UJ	< 5.5 UJ
BROMOFORM	75-25-2	ug/kg	< 8.1 U	< 400 U	< 5.7 U	< 890 U	< 660 U	< 580 U	< 360 U	< 310 U	< 310 U	< 310 U	< 280 U	< 6.8 U	< 7.2 U	< 5.8 U	< 5.0 U	< 5.5 U
BROMOMETHANE	74-83-9	ug/kg	< 8.1 U	< 6.5 U	< 5.7 U	< 11 U	< 9.0 U	< 8.1 U	< 5.5 U	< 5.4 U	< 6.1 U	< 5.0 U	< 5.2 U	< 6.8 U	< 7.2 U	< 5.8 U	< 5.0 U	< 5.5 U
CARBON DISULFIDE	75-15-0	ug/kg	< 8.1 U	< 6.5 UJ	< 5.7 UJ	< 11 UJ	< 9.0 UJ	1.8 J	< 5.5 UJ	< 5.4 UJ	< 6.1 UJ	< 5.0 UJ	< 5.2 UJ	< 6.8 U	< 7.2 U	< 5.8 U	< 5.0 U	< 5.5 U
CARBON TETRACHLORIDE	56-23-5	ug/kg	< 8.1 U	< 6.5 U	< 5.7 U	< 11 U	< 9.0 U	< 8.1 U	< 5.5 U	< 5.4 U	< 6.1 U	< 5.0 U	< 5.2 U	< 6.8 UJ	< 7.2 U	< 5.8 UJ	< 5.0 UJ	< 5.5 UJ
Chlorobenzene	108-90-7	ug/kg	< 8.1 U	< 6.5 U	< 5.7 U	< 11 U	< 9.0 U	< 8.1 U	< 5.5 U	< 310 U	< 310 U	< 5.0 U	< 5.2 U	< 6.8 UJ	< 7.2 U	< 5.8 UJ	< 5.0 UJ	< 5.5 UJ
CHLOROETHANE	75-00-3	ug/kg	< 8.1 U	< 6.5 U	< 5.7 U	< 11 U	< 9.0 U	< 8.1 U	< 5.5 U	< 5.4 U	< 6.1 U	< 5.0 U	< 5.2 U	< 6.8 U	< 7.2 U	< 5.8 U	< 5.0 U	< 5.5 U
Chloroform	67-66-3	ug/kg	< 8.1 U	< 6.5 U	< 5.7 U	< 11 U	< 9.0 U	< 8.1 U	< 5.5 U	< 5.4 U	< 6.1 U	< 5.0 U	< 5.2 U	< 6.8 U	< 7.2 U	< 5.8 U	< 5.0 U	< 5.5 U
CHLOROMETHANE	74-87-3	ug/kg	< 8.1 U	< 6.5 UJ	< 5.7 UJ	< 11 UJ	< 9.0 UJ	< 8.1 UJ	< 5.5 UJ	< 5.4 UJ	< 6.1 UJ	< 5.0 UJ	< 5.2 UJ	< 6.8 U	< 7.2 U	< 5.8 U	< 5.0 U	< 5.5 U
CIS-1,2-DICHLOROETHYLENE	156-59-2	ug/kg	< 8.1 U	< 6.5 U	< 5.7 U	< 11 U	< 9.0 U	< 8.1 U	< 5.5 U	< 5.4 U	< 6.1 U	< 5.0 U	< 5.2 U	< 6.8 U	< 7.2 U	< 5.8 U	< 5.0 U	< 5.5 U
cis-1,3-Dichloropropene	10061-01-5	ug/kg	< 8.1 U	< 6.5 U	< 5.7 U	< 11 U	< 9.0 U	< 8.1 U	< 5.5 U	< 5.4 U	< 6.1 U	< 5.0 U	< 5.2 U	< 6.8 U	< 7.2 U	< 5.8 U	< 5.0 U	< 5.5 U
Cyclohexane	110-82-7	ug/kg	< 8.1 U	< 6.5 U	< 5.7 U	< 11 U	< 9.0 U	< 8.1 U	< 5.5 U	< 5.4 U	< 6.1 U	< 310 U	< 5.2 U	< 6.8 UJ	< 7.2 U	< 5.8 UJ	< 5.0 UJ	< 5.5 UJ
DIBROMOCHLOROMETHANE	124-48-1	ug/kg	< 8.1 U	< 6.5 U	< 5.7 U	< 11 U	< 9.0 U	< 8.1 U	< 5.5 U	< 5.4 U	< 6.1 U	< 5.0 U	< 5.2 U	< 6.8 U	< 7.2 U	< 5.8 U	< 5.0 U	< 5.5 U
Dichlorodifluoromethane	75-71-8	ug/kg	< 8.1 U	< 6.5 U	< 5.7 U	< 11 U	< 9.0 U	< 8.1 U	< 5.5 U	< 5.4 U	< 6.1 U	< 5.0 U	< 5.2 U	< 6.8 U	< 7.2 U	< 5.8 U	< 5.0 U	< 5.5 U
Ethylbenzene	100-41-4	ug/kg	< 8.1 U	< 6.5 U	< 5.7 U	< 11 U	< 9.0 U	< 8.1 U	< 5.5 U	< 5.4 U	< 6.1 U	< 5.0 U	< 5.2 U	< 6.8 U	< 7.2 U	< 5.8 U	< 5.0 U	< 5.5 U
Isopropylbenzene (Cumene)	98-82-8	ug/kg	< 8.1 U	< 400 U	< 5.7 U	< 890 U	< 660 U	< 580 U	< 360 U	< 310 U	< 310 U	< 310 U	< 280 U	< 6.8 U	< 7.2 U	< 5.8 U	< 5.0 U	< 5.5 U
m,p-Xylene	179601-23-1	ug/kg	< 8.1 U	< 6.5 U	< 5.7 U	< 11 U	< 9.0 U	< 8.1 U	< 5.5 U	< 5.4 U	< 6.1 U	< 5.0 U	< 5.2 U	< 6.8 U	< 7.2 U	< 5.8 U	< 5.0 U	< 5.5 U
METHYL ACETATE	79-20-9	ug/kg	< 8.1 U	790 J-	< 5.7 U	1400	510 J	1600 J-	3500	360 J+	300 J	650	330	< 6.8 UJ	< 7.2 U	< 5.8 UJ	< 5.0 UJ	< 5.5 UJ
Methyl Ethyl Ketone (2-Butanone)	78-93-3	ug/kg	< 16 U	< 13 U	< 11 U	< 22 U	< 18 U	< 16 U	< 11 U	< 11 U	< 12 U	< 9.9 U	< 10 U	< 14 U	< 14 U	< 12 U	< 10 U	< 11 U
METHYL ISOBUTYL KETONE (4-METHYL-2-PENTANONE)	108-10-1	ug/kg	< 16 U	< 13 U	< 11 U	< 22 U	< 18 U	< 16 U	< 11 U	< 11 U	< 12 U	< 9.9 U	< 10 U	< 14 U	< 14 U	< 12 U	< 10 U	< 11 U
Methylcyclohexane	108-87-2	ug/kg	< 8.1 U	< 6.5 U	< 5.7 U	< 11 U	< 9.0 U	< 8.1 U	< 5.5 U	< 5.4 U	< 6.1 U	< 310 U	< 5.2 U	< 6.8 UJ	< 7.2 U	< 5.8 UJ	< 5.0 UJ	< 5.5 UJ
Methylene Chloride	75-09-2	ug/kg	32 J+	< 6.5 U	< 11 U	43	21 J+	18 J+	< 7.1 U	< 5.6 U	11 J+	< 6.4 U	< 7.5 U	< 6.8 UJ	12 TB	< 5.8 UJ	< 5.0 UJ	< 5.5 UJ
o-Xylene (1,2-Dimethylbenzene)	95-47-6	ug/kg	< 8.1 U	< 6.5 U	< 5.7 U	< 11 U	< 9.0 U	< 8.1 U	< 5.5 U	< 5.4 U	< 6.1 U	< 5.0 U	< 5.2 U	< 6.8 U	< 7.2 U	< 5.8 U	< 5.0 U	< 5.5 U
Styrene	100-42-5	ug/kg	< 8.1 U	< 6.5 U	< 5.7 U	< 11 U	< 9.0 U	< 8.1 U	< 5.5 U	< 5.4 U	< 6.1 U	< 5.0 U	< 5.2 U	< 6.8 U	< 7.2 U	< 5.8 U	< 5.0 U	< 5.5 U
TERT-BUTYL METHYL ETHER	1634-04-4	ug/kg	< 8.1 U	< 6.5 U	< 5.7 U	< 11 U	< 9.0 U	< 8.1 U	< 5.5 U	< 5.4 U	< 6.1 U	< 5.0 U	< 5.2 U	< 6.8 UJ	< 7.2 U	< 5.8 UJ	< 5.0 UJ	< 5.5 UJ
Tetrachloroethylene (PCE)	127-18-4	ug/kg	< 8.1 U	< 6.5 U	< 5.7 U	< 11 U	< 9.0 U	< 8.1 U	< 5.5 U	< 5.4 U	< 6.1 U	< 5.0 U	< 5.2 U	< 6.8 U	< 7.2 U	< 5.8 U	< 5.0 U	< 5.5 U
Toluene	108-88-3	ug/kg	< 8.1 U	< 6.5 U	< 5.7 U	< 11 U	< 9.0 U	< 8.1 U	< 5.5 U	< 5.4 U	< 6.1 U	< 5.0 U	< 5.2 U	< 6.8 U	< 7.2 U	< 5.8 U	< 5.0 U	< 5.5 U
Trans-1,2-Dichloroethylene	156-60-5	ug/kg	< 8.1 U	< 6.5 U	< 5.7 U	< 11 U	< 9.0 U	< 8.1 U	< 5.5 U	< 5.4 U	< 6.1 U	< 5.0 U	< 5.2 U	< 6.8 U	< 7.2 U	< 5.8 U	< 5.0 U	< 5.5 U
Trans-1,3-Dichloropropene	10061-02-6	ug/kg	< 8.1 U	< 6.5 U	< 5.7 U	< 11 U	< 9.0 U	< 8.1 U	< 5.5 U	< 5.4 U	< 6.1 U	< 5.0 U	< 5.2 U	< 6.8 U	< 7.2 U	< 5.8 U	< 5.0 U	< 5.5 U
Trichloroethylene (TCE)	79-01-6	ug/kg	< 8.1 U	< 6.5 U	< 5.7 U	< 11 U	< 9.0 U	< 8.1 U	< 5.5 U	< 5.4 U	< 6.1 U	< 5.0 U	< 5.2 U	< 6.8 U	< 7.2 U	< 5.8 U	< 5.0 U	< 5.5 U
Trichlorofluoromethane	75-69-4	ug/kg	< 8.1 U	< 6.5 U	< 5.7 U	< 11 U	< 9.0 U	< 8.1 U	< 5.5 U	< 5.4 U	< 6.1 U	< 5.0 U	< 5.2 U	< 6.8 UJ	< 7.2 U	< 5.8 UJ	< 5.0 UJ	< 5.5 UJ
Vinyl Chloride	75-01-4	ug/kg	< 8.1 U	< 6.5 U	< 5.7 U	< 11 U	< 9.0 U	< 8.1 U	< 5.5 U	< 5.4 U	< 6.1 U	< 5.0 U	< 5.2 U	< 6.8 U	< 7.2 U	< 5.8 U	< 5.0 U	< 5.5 U

Table 12
Phase 2 Reach Floodplain Soil Analytical Results
Phase 2 Data Evaluation Summary Memorandum
Lower Neponset River
Boston and Milton, Massachusetts

Analyte	CAS Number	Units	24D-0094 24D-0094-CS 7/11/2024 N 2 - 2.7 ft	24D-0095 24D-0095-AS 7/11/2024 N 0 - 1 ft	24D-0095 24D-0095-BS 7/11/2024 N 1 - 1.5 ft	24D-0096 24D-0096-AS 7/11/2024 N 0 - 1 ft	24D-0096 24D-0096-BS 7/11/2024 N 1 - 2 ft	24D-0096 24D-0096-CS 7/11/2024 N 2 - 3 ft	24D-0098 24D-0098-AS 7/10/2024 N 0 - 0.75 ft	24D-0099 24D-0099-AS 7/10/2024 N 0 - 0.4 ft	24D-0100 24D-0100-AD 7/10/2024 FD 0 - 0.95 ft	24D-0100 24D-0100-AS 7/10/2024 N 0 - 0.95 ft	24D-0101 24D-0101-AS 7/10/2024 N 0 - 0.95 ft	24D-0103 24D-0103-AS 5/28/2024 N 0 - 0.4 ft	24D-0104 24D-0104-AS 5/28/2024 N 0 - 1 ft	24D-0104 24D-0104-BS 5/28/2024 N 1 - 1.6 ft	24D-0105 24D-0105-AS 5/28/2024 N 0 - 1 ft	24D-0105 24D-0105-BS 5/28/2024 N 1 - 1.9 ft
TCL SVOCs																		
1,2,4,5-TETRACHLOROBENZENE	95-94-3	ug/kg	< 300 U	< 230 U	< 230 U	< 380 U	< 310 U	< 280 U	< 220 U	< 200 U	< 200 U	< 190 U	< 190 U	< 240 UJ	< 240 U	< 210 UJ	< 190 UJ	< 190 UJ
1,4-Dioxane (P-Dioxane)	123-91-1	ug/kg	< 120 U	< 91 U	< 90 U	< 150 U	< 120 U	< 110 U	< 86 U	< 77 U	< 77 U	< 75 U	< 74 U	< 93 U	< 96 U	< 81 U	< 73 U	< 73 U
1-Methylnaphthalene	90-12-0	ug/kg	4.7 J	2.1 J	0.95 J	14	16	77 J	64 J	56 J	85 J	44	51	16	9.3	< 4.0 U	< 3.6 U	< 3.6 U
2,3,4,6-TETRACHLOROPHENOL	58-90-2	ug/kg	< 300 U	< 230 U	< 230 U	< 380 U	< 310 U	< 280 U	< 220 U	< 200 U	< 200 U	< 190 U	< 190 U	< 240 U	< 240 U	< 210 U	< 190 U	< 190 U
2,4,5-TRICHLOROPHENOL	95-95-4	ug/kg	< 300 U	< 230 U	< 230 U	< 380 U	< 310 U	< 280 U	< 220 U	< 200 U	< 200 U	< 190 U	< 190 U	< 240 U	< 240 U	< 210 U	< 190 U	< 190 U
2,4,6-TRICHLOROPHENOL	88-06-2	ug/kg	< 300 U	< 230 U	< 230 U	< 380 U	< 310 U	< 280 U	< 220 U	< 200 U	< 200 U	< 190 U	< 190 U	< 240 U	< 240 U	< 210 U	< 190 U	< 190 U
2,4-DICHLOROPHENOL	120-83-2	ug/kg	< 300 U	< 230 U	< 230 U	< 380 U	< 310 U	< 280 U	< 220 U	< 200 U	< 200 U	< 190 U	< 190 U	< 240 U	< 240 U	< 210 U	< 190 U	< 190 U
2,4-DIMETHYLPHENOL	105-67-9	ug/kg	< 300 U	< 230 U	< 230 U	< 380 U	< 310 U	< 280 U	< 220 UJ	< 200 U	< 200 U	< 190 U	< 190 U	< 240 UJ	< 240 UJ	< 210 UJ	< 190 UJ	< 190 UJ
2,4-DINITROPHENOL	51-28-5	ug/kg	< 580 U	< 450 U	< 450 U	< 740 U	< 600 U	< 550 U	< 430 UJ	< 380 UJ	< 380 UJ	< 370 UJ	< 370 UJ	< 460 U	< 470 U	< 400 U	< 360 U	< 360 U
2,4-DINITROTOLUENE	121-14-2	ug/kg	< 300 U	< 230 U	< 230 U	< 380 U	< 310 U	< 280 U	< 220 U	< 200 U	< 200 U	< 190 U	< 190 U	< 240 U	< 240 U	< 210 U	< 190 U	< 190 U
2,6-DINITROTOLUENE	606-20-2	ug/kg	< 300 U	< 230 U	< 230 U	< 380 U	< 310 U	< 280 U	< 220 U	< 200 U	< 200 U	< 190 U	< 190 U	< 240 U	< 240 U	< 210 U	< 190 U	< 190 U
2-CHLORONAPHTHALENE	91-58-7	ug/kg	< 300 U	< 230 U	< 230 U	< 380 U	< 310 U	< 280 U	< 220 U	< 200 U	< 200 U	< 190 U	< 190 U	< 240 U	< 240 U	< 210 U	< 190 U	< 190 U
2-CHLOROPHENOL	95-57-8	ug/kg	< 300 U	< 230 U	< 230 U	< 380 U	< 310 U	< 280 U	< 220 U	< 200 U	< 200 U	< 190 U	< 190 U	< 240 U	< 240 U	< 210 U	< 190 U	< 190 U
2-Methylnaphthalene	91-57-6	ug/kg	5.1 JEB	2.6 JEB	1.2 JEB	16 EB	19 EB	94 J	110 J	70 J	120 J	53 EB	58 EB	20	12	< 4.0 U	< 3.6 U	< 3.6 U
2-METHYLPHENOL (O-CRESOL)	95-48-7	ug/kg	< 580 U	< 450 U	< 450 U	< 740 U	< 600 U	< 550 U	< 430 UJ	< 380 U	< 380 U	< 370 U	< 370 U	< 460 U	< 470 U	< 400 U	< 360 U	< 360 U
2-NITROANILINE	88-74-4	ug/kg	< 300 U	< 230 U	< 230 U	< 380 U	< 310 U	< 280 U	< 220 U	< 200 U	< 200 U	< 190 U	< 190 U	< 240 U	< 240 U	< 210 U	< 190 U	< 190 U
2-NITROPHENOL	88-75-5	ug/kg	< 300 U	< 230 U	< 230 U	< 380 U	< 310 U	< 280 U	< 220 U	< 200 U	< 200 U	< 190 U	< 190 U	< 240 U	< 240 U	< 210 U	< 190 U	< 190 U
3,3'-DICHLOROBENZIDINE	91-94-1	ug/kg	< 580 U	< 450 U	< 450 U	< 740 U	< 600 U	< 550 U	< 430 U	< 380 U	< 380 U	< 370 U	< 370 U	< 460 U	< 470 U	< 400 U	< 360 U	< 360 U
3-NITROANILINE	99-09-2	ug/kg	< 580 U	< 450 U	< 450 U	< 740 U	< 600 U	< 550 U	< 430 U	< 380 U	< 380 U	< 370 U	< 370 U	< 460 U	< 470 U	< 400 U	< 360 U	< 360 U
4,6-DINITRO-2-METHYLPHENOL	534-52-1	ug/kg	< 580 U	< 450 U	< 450 U	< 740 U	< 600 U	< 550 U	< 430 U	< 380 U	< 380 U	< 370 U	< 370 U	< 460 U	< 470 U	< 400 U	< 360 U	< 360 U
4-BROMOPHENYL PHENYL ETHER	101-55-3	ug/kg	< 300 U	< 230 U	< 230 U	< 380 U	< 310 U	< 280 U	< 220 U	< 200 U	< 200 U	< 190 U	< 190 U	< 240 U	< 240 U	< 210 U	< 190 U	< 190 U
4-CHLORO-3-METHYLPHENOL	59-50-7	ug/kg	< 300 U	< 230 U	< 230 U	< 380 U	< 310 U	< 280 U	< 220 U	< 200 U	< 200 U	< 190 U	< 190 U	< 240 U	< 240 U	< 210 U	< 190 U	< 190 U
4-CHLOROANILINE	106-47-8	ug/kg	< 580 U	< 450 U	< 450 U	< 740 U	< 600 U	< 550 U	< 430 U	< 380 U	< 380 U	< 370 U	< 370 U	< 460 U	< 470 U	< 400 U	< 360 U	< 360 U
4-CHLOROPHENYL PHENYL ETHER	7005-72-3	ug/kg	< 300 U	< 230 U	< 230 U	< 380 U	< 310 U	< 280 U	< 220 U	< 200 U	< 200 U	< 190 U	< 190 U	< 240 U	< 240 U	< 210 U	< 190 U	< 190 U
4-METHYLPHENOL (P-CRESOL)	106-44-5	ug/kg	< 580 U	< 450 U	< 450 U	< 740 U	< 600 U	< 550 U	< 430 UJ	< 380 U	< 380 U	< 370 U	< 370 U	< 460 U	< 470 U	< 400 U	< 360 U	< 360 U
4-Nitroaniline	100-01-6	ug/kg	< 580 U	< 450 U	< 450 U	< 740 U	< 600 U	< 550 U	< 430 U	< 380 U	< 380 U	< 370 U	< 370 U	< 460 U	< 470 U	< 400 U	< 360 U	< 360 U
4-NITROPHENOL	100-02-7	ug/kg	< 580 U	< 450 U	< 450 U	< 740 U	< 600 U	< 550 U	< 430 U	< 380 U	< 380 U	< 370 U	< 370 U	< 460 U	< 470 U	< 400 U	< 360 U	< 360 U
Acenaphthene	83-32-9	ug/kg	19	8.7	3.6 J	38	71	370	420	290	440	180	180	88	38 J	< 4.0 U	< 3.6 U	< 3.6 U
ACENAPHTHYLENE	208-96-8	ug/kg	7.1	10	5.0	41	39	74 J	< 220 U	160 J	140 J	120	95	38	25	1.4 J	0.98 J	< 3.6 U
Acetophenone	98-86-2	ug/kg	< 580 U	< 450 U	< 450 U	< 740 U	< 600 U	< 550 U	< 430 U	< 380 U	< 380 U	< 370 U	< 370 U	< 460 U	< 470 U	< 400 U	< 360 U	< 360 U
ANTHRACENE	120-12-7	ug/kg	39	29	11	150	210	890	1100	820	700	460	420	210	100	2.8 J	1.4 J	< 3.6 U
ATRAZINE	1912-24-9	ug/kg	< 580 U	< 450 U	< 450 U	< 740 U	< 600 U	< 550 U	< 430 U	< 380 U	< 380 U	< 370 U	< 370 U	< 460 U	< 470 U	< 400 U	< 360 U	< 360 U
BENZALDEHYDE	100-52-7	ug/kg	< 580 U	< 450 U	< 450 U	< 740 U	< 600 U	< 550 U	< 430 U	< 380 U	< 380 U	< 370 U	< 370 U	< 460 U	< 470 U	< 400 U	< 360 U	< 360 U
BENZO(A)ANTHRACENE	56-55-3	ug/kg	100	210	69	680	780	2200	2200	2200	2200	1500	1100	820	310	12	6.2	1.2 J
BENZO(A)PYRENE	50-32-8	ug/kg	59	150	56	380	390	1300	680	800	790	520	350	370	240	12	6.8	1.2 J
Benzo(B)Fluoranthene	205-99-2	ug/kg	110	390	130	1100	1100	2500	2400	2500	2500	1800	1200	1100	430	18	11	2.3 J
Benzo(G,H,I)Perylene	191-24-2	ug/kg	7.1	19	9.0	57	55	160 J	95 J	100 J	99 J	45	30	42	24	8.8	5.0	1.3 J
Benzo(K)Fluoranthene	207-08-9	ug/kg	36	150	44	270 J	260 J	1000	920	1100	1100	660	400	280	160	6.2	3.6	< 3.6 U
BENZYL BUTYL PHTHALATE	85-68-7	ug/kg	< 300 U	< 230 U	< 230 U	< 380 U	< 310 U	< 280 U	< 220 U	< 200 U	< 200 U	< 190 U	< 190 U	< 240 U	< 240 U	< 210 U	< 190 U	< 190 U
BIPHENYL (DIPHENYL)	92-52-4	ug/kg	< 300 U	< 230 U	< 230 U	< 380 U	< 310 U	< 280 U	< 220 U	< 200 U	< 200 U	< 190 U	< 190 U	< 240 U	< 240 U	< 210 U	< 190 U	< 190 U
BIS(2-CHLOROETHOXY) METHANE	111-91-1	ug/kg	< 300 U	< 230 U	< 230 U	< 380 U	< 310 U	< 280 U	< 220 U	< 200 U	< 200 U	< 190 U	< 190 U	< 240 U	< 240 U	< 210 U	< 190 U	< 190 U
BIS(2-CHLOROETHYL) ETHER (2-CHLOROETHYL ETHER)	111-44-4	ug/kg	< 580 U	< 450 U	< 450 U	< 740 U	< 600 U	< 550 U	< 430 U	< 380 U	< 380 U	< 370 U	< 370 U	< 460 U	< 470 U	< 400 U	< 360 U	< 360 U
BIS(2-CHLOROISOPROPYL) ETHER	108-60-1	ug/kg	< 580 U	< 450 U	< 450 U	< 740 U	< 600 U	< 550 U	< 430 U	< 380 U	< 380 U	< 370 U	< 370 U	< 460 U	< 470 U	< 400 U	< 360 U	< 360 U
BIS(2-ETHYLHEXYL) PHTHALATE	117-81-7	ug/kg	< 300 U	< 230 U	< 230 U	570	300 J	610	< 220 U	170 J	270	270	150 J	110 J	150 J	< 210 U	< 190 U	< 190 U
Caprolactam	105-60-2	ug/kg	< 580 U	< 450 U	< 450 U	< 740 U	< 600 U	< 550 U	< 430 U	< 380 U	< 380 U	< 370 U	< 370 U	< 460 U	< 470 U	< 400 U	< 360 U	< 360 U
CARBAZOLE	86-74-8	ug/kg	< 580 U	< 450 U	< 450 U	130 J	150 J	580	670	320 J	430	240 J	160 J	140 J	< 470 U	< 400 U	< 360 U	< 360 U
CHRYSENE	218-01-9	ug/kg	75	270	77	580	960	2500	2100	2300	2300	1600	1100	930	310	12	6.9	1.5 J
DIBENZ(A,H)ANTHRACENE	53-70-3	ug/kg	16	41	16	110	110	350	300	350	350	200	140	110	45	2.2 J	< 3.6 U	< 3.6 U
Dibenzofuran	132-64-9	ug/kg	< 300 U	< 230 U	< 230 U	< 380 U	< 310 U	240 J	370	190 J	300	120 J	110 J	62 J	< 240 U	< 210 U	< 190 U	< 190 U
Diethyl Phthalate	84-66-2	ug/kg	< 300 U	< 230 U	< 230 U	< 380 U	< 310 U	< 280 U	< 220 U	< 200 U	< 200 U	< 190 U	< 190 U	< 240 U	< 240 U	< 210 U	< 190 U	< 190 U
DIMETHYL PHTHALATE	131-11-3	ug/kg	< 300 U	< 230 U	< 230 U	< 380 U	< 310 U	< 280 U	< 220 U	< 200 U	< 200 U	< 190 U	< 190 U	< 240 U	< 240 U	< 210 U	< 190 U	< 190 U
Di-N-Butyl Phthalate	84-74-2	ug/kg	< 300 U	< 230 U	< 230 U	< 380 U	< 310 U	< 280 U	< 220 U	< 200 U	71 J	130 J	110 J	< 240 U	< 240 U	< 210 U	< 190 U	< 190 U
DI-N-OCTYLPHTHALATE	117-84-0	ug/kg	< 580 U	< 450 U	< 450 U	< 740 U	< 600 U	< 550 U	< 430 U	< 380 U	< 380 U	< 370 U	< 370 U	< 460 U	< 470 U	< 400 U	< 360 U	< 360 U
FLUORANTHENE	206-44-0	ug/kg	180	470	180	1500	1700	6400	6400	5600	5700 J	2900 J	2000	2000	800	31 EB	16 EB	2.2 JEB
FLUORENE	86-73-7	ug/kg	12	9.5	3.5 J	42	65	440	570	320	390	160	160	85	40	0.85 J	0.73 J	< 3.6 U
HEXACHLOROBENZENE	118-74-1	ug/kg	< 300 U	< 230 U	< 230 U	< 380 U	< 310 U	< 280 U	< 220 U	< 200 U	< 200 U	< 190 U	< 190 U	< 240 U	< 240 U	< 210 U	< 190 U	< 190 U
Hexachlorobutadiene	87-68-3	ug/kg	< 300 U	< 230 U	< 230 U	< 380 U	< 310 U	< 280 U	< 220 U	< 200 U	< 200 U	< 190 U	< 190 U	< 240 U	< 240 U	< 210 U	< 190 U	< 190 U
HEXACHLOROCYCLOPENTADIENE	77-47-4	ug/kg	< 580 U	< 450 U	< 450 U	< 740 U	< 600 U	< 550 U	< 430 UJ	< 380 UJ	< 380 UJ	< 370 UJ	< 370 UJ	< 460 U	< 470 U	< 400 U	< 360 U	< 360 U
HEXACHLOROETHANE	67-72-1	ug/kg	< 300 U	< 230 U	< 230 U	< 380 U	< 310 U	< 280 U	< 220 U	< 200 U	< 200 U	< 190 U	< 190 U	< 240 U	< 240 U	< 210 U	< 190 U	< 190 U
INDENO(1,2,3-C,D)PYRENE	193-39-5	ug/kg	38	110	43	300	290	820	560	640	660	440	230	270	140	7.5	4.2	1.1 J
ISOPHORONE	78-59-1	ug/kg	< 300 U	< 230 U	< 230 U	< 380 U	< 310 U	< 280 U	< 220 U	< 200 U	< 200 U	< 190 U	< 190 U	< 240 U	< 240 U	< 210 U	< 190 U	< 190 U
Naphthalene	91-20-3	ug/kg	7.7 EB	4.9 EB	1.9 JEB	23 EB	29 EB	170 J	340	98 J	280	78 EB	78 EB	34 EB	21 EB	< 4.0 U	< 3.6 U	< 3.6 U
NITROBENZENE	98-95-3	ug/kg	< 300 U	< 230 U	< 230 U	< 380 U	< 310 U	< 280 U	< 220 U	< 200 U	< 200 U	< 190 U	< 190 U	< 240 U	< 240 U	< 210 U	< 190 U	< 190 U
N-NITROSODI-N-PROPYLAMINE	621-64-7	ug/kg	< 300 U	< 230 U	< 230 U	< 380 U	< 310 U	< 280 U	< 220 U	< 200 U	< 200 U	< 190 U	< 190 U	< 240 U	< 240 U	< 210 U	< 190 U	< 190 U
N-NITROSODIPHENYLAMINE	86-30-6	ug/kg	< 300 U	< 230 U	< 230 U	< 380 U	< 310 U	< 280 U	< 220 U	< 200 U	< 200 U	< 190 U	< 190 U	< 240 U	< 240 U	< 210 U	< 190 U	< 190 U
PENTACHLOROPHENOL	87-86-5	ug/kg	< 12 U	< 9.1 U	< 9.0 U	3.6 J	< 12 U	< 550 U	< 430 U	< 380 U	< 380 U	3.1 J	2.6 J	< 9.3 U	3.8 J	< 8.1 U	< 7.3 U	< 7.3 U
PHENANTHRENE	85-01-8	ug/kg	150	210	69	850	1200	4400	7100	4600	5400 J	2300 J	1900	1400	550	12	8.7	0.82 J
PHENOL	108-95-2	ug/kg	< 580 U	< 450 U	< 450 U	< 740 U	< 600 U	< 550 U	< 430 U	< 380 U	< 380 U	< 370 U	< 370 U	< 460 U	< 470 U	< 400 U	< 360 U	< 360 U
PYRENE	129-00-0	ug/kg	130	310	120	1100	1200	3400	2800	2500	2400	1700	1200	1400	630	25	14	1.9 J

Table 12
Phase 2 Reach Floodplain Soil Analytical Results
Phase 2 Data Evaluation Summary Memorandum
Lower Neponset River
Boston and Milton, Massachusetts

Analyte	CAS Number	Units	24D-0106 24D-0106-AS 5/28/2024 N 0 - 1 ft	24D-0106 24D-0106-BS 5/28/2024 N 1 - 2 ft	24D-0106 24D-0106-CS 5/28/2024 N 2 - 2.5 ft	24D-0107 24D-0107-AS 5/24/2024 N 0 - 0.5 ft	24D-0108 24D-0108-AD 5/23/2024 FD 0 - 1 ft	24D-0108 24D-0108-AS 5/23/2024 N 0 - 1 ft	24D-0108 24D-0108-BS 5/23/2024 N 1 - 2 ft	24D-0109 24D-0109-AS 5/23/2024 N 0 - 1 ft	24D-0109 24D-0109-BS 5/23/2024 N 1 - 1.7 ft	24D-0110 24D-0110-AS 5/24/2024 N 0 - 1 ft	24D-0110 24D-0110-BS 5/24/2024 N 1 - 1.8 ft	24D-0111 24D-0111-AS 5/24/2024 N 0 - 1 ft	24D-0111 24D-0111-BS 5/24/2024 N 1 - 1.8 ft	24D-0112 24D-0112-AS 5/23/2024 N 0 - 1 ft	24D-0112 24D-0112-BS 5/23/2024 N 1 - 1.4 ft	24D-0113 24D-0113-AD 6/13/2024 FD 0 - 1 ft
PCDD/F																		
1,2,3,4,6,7,8-HpCDD	35822-46-9	pg/g	267	122	84.8	491	25	26.3	3.97	15.7	1.56 J	210	145	197	186	158	33.5	711
1,2,3,4,6,7,8-HpCDF	67562-39-4	pg/g	130	66.3	40.8	279	15.9	15.5	2.12 J	18.3	1.13 J	371	74.4	68.7	147	107	19.9	778
1,2,3,4,7,8,9-HpCDF	55673-89-7	pg/g	4.59 J	2 J	1.11 JN	8.67	0.456 JN	0.416 J	< 0.243 U	0.631 JN	< 0.175 U	5.68	3.04	2.41 J	2.9	2.77 JN	0.942 J	12.1
1,2,3,4,7,8-HxCDD	39227-28-6	pg/g	2.42 J	1.73 JN	1.25 J	5.45	0.699 J	0.678 J	< 0.245 U	0.496 JN	0.37 J	2.02 J	1.64 J	1.83 J	2.1 J	2.02 J	0.762 JN	5.52
1,2,3,4,7,8-HxCDF	70648-26-9	pg/g	9.15	5.12	3.13 J	15.1	0.809 JN	0.87 J	< 0.278 U	1.44 J	< 0.127 U	10.2	6.25	3.72	3.89 JN	5.92	1.67 J	18.1
1,2,3,6,7,8-HxCDD	57653-85-7	pg/g	11.2	6.91	4.56 J	27.8	1.53 J	1.44 JN	< 0.256 U	1.07 J	0.269 JN	11	7.69	8.42	14 J	8.84 J	1.97 J	44.9
1,2,3,6,7,8-HxCDF	57117-44-9	pg/g	4.44 J	2.32 J	1.52 J	9.11	0.484 J	0.552 J	< 0.27 U	0.672 J	< 0.134 U	4.92	2.43 JN	2.68	2.27 J	3.37	1.08 J	9.47
1,2,3,7,8,9-HxCDD	19408-74-3	pg/g	5.66	2.79 JN	2.25 J	14.3	0.866 JN	1 J	< 0.241 U	0.698 J	0.316 J	5.86	3.67	4.27	6.17	3.94 JN	1.08 J	21.2
1,2,3,7,8,9-HxCDF	72918-21-9	pg/g	< 0.388 U	< 0.573 U	< 0.308 U	< 0.5 U	< 0.24 U	< 0.213 U	< 0.283 U	< 0.374 U	< 0.148 U	< 0.547 U	< 0.225 U	< 0.721 U	< 0.338 U	< 0.615 U	< 0.312 U	< 0.216 U
1,2,3,7,8-PeCDD	40321-76-4	pg/g	< 1.8 UJ	1 JN	< 1.96 UJ	2.28 J	< 0.277 UJ	< 0.316 UJ	< 0.288 UJ	< 0.619 UJ	< 0.225 UJ	1.13 J	0.508 JN	0.875 J	0.972 J	0.935 JN	< 0.353 UJ	2.79 J
1,2,3,7,8-PeCDF	57117-41-6	pg/g	3.44 J	2.07 JN	1.41 JN	2.11 JN	< 0.203 U	< 0.203 U	< 0.183 U	< 0.318 U	< 0.151 U	1.32 JN	1.44 J	1.08 J	0.639 J	0.808 JN	< 0.241 U	4.2 JN
2,3,4,6,7,8-HxCDF	60851-34-5	pg/g	4.86 J	2.46 JN	1.65 J	10.2	0.737 J	0.6 JN	< 0.326 U	0.663 J	< 0.141 U	4.53	3.02	4.16	4.87	3.5	0.898 J	15.5 J
2,3,4,7,8-PeCDF	57117-31-4	pg/g	6.3	4.54 J	2.53 JN	9.96 J	0.668 J	0.763 JN	< 0.178 U	0.58 J	< 0.143 U	4.98 J	9.34	4.22	6.19 J	3.39 JN	0.967 JN	18.8 J
2,3,7,8-TCDD	1746-01-6	pg/g	< 1.98 UJ	< 1.98 UJ	< 1.87 UJ	0.506 JN	< 0.932 UJ	< 0.956 UJ	< 0.916 UJ	< 0.95 UJ	< 0.978 UJ	< 0.99 UJ	0.306 JN	0.23 JN	< 0.980 UJ	< 0.992 UJ	< 0.918 UJ	0.589 JN
2,3,7,8-TCDF	51207-31-9	pg/g	3.91	2.99	1.49 JN	3.32	< 0.297 U	< 0.347 U	< 0.191 U	< 0.312 U	< 0.132 U	2.88 JN	3.19	2.3	3.63 J	2.22 J	< 0.351 UJ	8.95 J
OCDD	3268-87-9	pg/g	2200 EB	838 EB	572 EB	3290 EB	151 EB	153 EB	25.4 EB	87.8 EB	8.24 EB	1370 EB	1050 EB	1530 EB	940 EB	1070 EB	246 EB	4310
OCDF	39001-02-0	pg/g	194 J	65.9 J	43.5 J	308	14.9	14.1	2.14 JN	21.2	0.813 JN	256	79.3	66.8	118	117	22.2	500
Total HpCDD	RA_Total_HpCDD	pg/g	540	222	158.5	890	42.9	45.4	7.11	28.1	2.98	385	248	369	318	281	64.6	1206
Total HpCDF	RA_Total_HpCDF	pg/g	278.84	138.2	86.61	553.05	31	29.716	4.24	28.291	2.127	564.68	160.79	132.43	286.9	195.77	38.342	1486.6
Total HxCDD	RA_Total_HxCDD	pg/g	73.54	43.81	27.91	191.66	10.385	11.684	1 U	7.939	1.325	71.18	45.899	56.713	81.75	52.42	11.752	285.09
Total HxCDF	RA_Total_HxCDF	pg/g	102.317	55.82	34.311	210.767	11.4	11.309	1.282 U	10.54	0.715 U	108.798	62.687	65.978	112.216	74.2	16.558	457.888
Total PeCDD	RA_Total_PeCDD	pg/g	10.79 U	4.033	< 1.96 U	20.575	< 0.277 U	< 0.316 U	< 0.288 U	< 0.619 U	< 0.225 U	8.66	4.52	9.599	9.56	6.634	< 0.353 U	29.639
Total PeCDF	RA_Total_PeCDF	pg/g	51.88	34.077	21.209	101.336	4.663	6.174	< 0.184 U	3.44	< 0.151 U	42.509	53.015	46.117	53.013	39.165	7.51	188.19
Total TCDD	RA_Total_TCDD	pg/g	< 1.98 U	0.73 U	< 1.87 U	4.665	< 0.932 U	< 0.956 U	< 0.916 U	< 0.950 U	< 0.978 U	< 0.990 U	0.892	2.729	0.938 U	0.943 U	< 0.918 U	5.65
Total TCDF	RA_Total_TCDF	pg/g	44.137	24.46	10.468	46.297	1.072 U	0.672 U	< 0.191 U	< 0.312 U	< 0.132 U	28.643	52.295	27.724	28.22	31.67	1.595 U	65.662
Total PCDD/F TEQ (Bird)	RA-TEQ-B-DF	pg/g	15.0503	11.05699	5.68955	25.426	1.213	1.31567	0.027924	1.17871	0.0665553	16.0234	16.21623	10.45948	14.6117	9.8626	1.76634	47.794
Total PCDD/F TEQ (Fish)	RA-TEQ-F-DF	pg/g	8.5934	6.37039	3.29855	18.352	1.11561	1.14927	0.027924	1.04909	0.2046153	11.113	8.85143	6.54968	8.42595	6.5726	1.52854	30.2575
Total PCDD/F TEQ (Mammal)	RA-TEQ-M-DF	pg/g	7.03027	3.83805	23.2314	1.17623	1.21519	0.069162	1.05691	0.1251159	13.1592	9.01139	8.30154	10.21757	7.99104	1.65998	37.963	41.5978
PCB Congeners																		
PCB-001	2051-60-7	ng/g	25.2	1.84 J	0.833 J	29.7	0.328	0.498	< 0.0344 U	< 0.0358 U	< 0.0368 U	20.4	1.5	< 0.0372 U	< 0.0336 U	R	0.713	< 0.0332 UJ
PCB-002	2051-61-8	ng/g	< 0.0477 U	< 0.0476 U	< 0.0449 U	0.388	< 0.0505 U	< 0.0518 U	< 0.0496 U	< 0.0515 U	< 0.053 U	< 0.0536 U	< 0.0514 U	< 0.0536 U	< 0.0471 U	< 0.0463 U	< 0.0426 U	< 0.0466 UJ
PCB-003	2051-62-9	ng/g	5.48	0.954	< 0.0462 U	19.1	< 0.0492 U	< 0.0505 U	< 0.0483 U	< 0.0502 U	< 0.0516 U	7.25	0.563	< 0.0522 U	< 0.0485 U	< 0.0476 U	< 0.0439 U	< 0.0479 UJ
PCB-004/010	PCB-4/10	ng/g	36.9	5.58	2.42	105 J	0.726 J	< 0.0902 UJ	< 0.0864 U	< 0.0898 U	< 0.0923 U	41.7 J	5.23	< 0.0933 U	< 0.0847 UJ	9.5 J	1.75 J	< 0.0837 UJ
PCB-005/008	PCB-5/8	ng/g	36.8	6.26	2.4	124 J	0.673	0.946	< 0.0825 U	< 0.0858 U	< 0.0882 U	52.6 J	4.55	< 0.0892 U	< 0.0778 U	9.29	1.71	< 0.0769 UJ
PCB-006	25569-80-6	ng/g	4.19	0.907	0.403	20.8	< 0.049 U	< 0.0503 U	< 0.0481 U	< 0.05 U	< 0.0514 U	7.45	0.827	< 0.052 U	< 0.0456 U	1.38	0.329	< 0.045 UJ
PCB-007/009	PCB-7/9	ng/g	0.557	< 0.0866 U	< 0.0816 U	2.3	< 0.085 U	< 0.0872 U	< 0.0834 U	< 0.0867 U	< 0.0892 U	1.45	< 0.0865 U	< 0.0902 U	< 0.0856 U	< 0.0841 U	< 0.0775 U	< 0.0846 UJ
PCB-011	2050-67-1	ng/g	0.668	< 0.0451 U	< 0.0425 U	1.91	< 0.0468 U	< 0.048 U	< 0.0459 U	< 0.0477 U	< 0.0491 U	1.01	< 0.0476 U	< 0.0496 U	< 0.0446 U	< 0.0438 U	< 0.0403 U	< 0.0441 U
PCB-012/013	PCB-12/13	ng/g	1.99	0.49	< 0.105 U	5.66	< 0.0842 U	< 0.0864 U	< 0.0827 U	< 0.086 U	< 0.0884 U	2.91	0.958	< 0.0894 U	< 0.111 U	< 0.109 U	< 0.1 U	< 0.109 U
PCB-014	34883-41-5	ng/g	< 0.0441 U	< 0.0441 U	< 0.0416 U	< 0.0481 U	< 0.047 U	< 0.0482 U	< 0.0461 U	< 0.0479 U	< 0.0493 U	< 0.0499 U	< 0.0478 U	< 0.0498 U	< 0.0436 U	< 0.0428 U	< 0.0394 U	< 0.0431 U
PCB-015	2050-68-2	ng/g	16.5 J	5.64 J	3.12 J	45.1 J	0.573	0.774	< 0.0423 U	< 0.0439 U	< 0.0452 U	24.8	36.5	< 0.0457 U	< 0.0401 U	7.68	< 0.0363 U	< 0.0396 U
PCB-016/032	PCB-16/32	ng/g	14 J	3.58 J	1.79 J	41.6 J	< 0.122 U	< 0.125 U	< 0.12 U	< 0.125 U	< 0.128 U	14.6	10.3	< 0.13 U	< 0.115 U	5.23	0.811	0.34
PCB-017	37680-66-3	ng/g	13.2 J	3.02 J	1.4 J	43 J	< 0.0539 U	< 0.0552 U	< 0.0529 U	< 0.055 U	< 0.0565 U	14.1	13	< 0.0572 U	< 0.0536 U	4.98	0.801	< 0.0529 UJ
PCB-018	37680-65-2	ng/g	3.69 J	3.04 J	0.859 J	14.5	< 0.0623 U	< 0.0638 U	< 0.0611 U	< 0.0635 U	< 0.0653 U	5.96	36.1	0.3	< 0.0618 U	1.63	0.274	0.452
PCB-019	38444-73-4	ng/g	6.84	1.15	0.591	20.2	0.131 J	< 0.0434 U	< 0.0415 U	< 0.0432 U	< 0.0444 U	7.16	1.95	< 0.0449 U	< 0.0422 UJ	2.8 J	0.379 J	< 0.0417 UJ
PCB-020/021/033	PCB-20/21/33	ng/g	1.84 J	1.43 J	< 0.132 UJ	3.55	< 0.13 U	< 0.134 U	< 0.128 U	< 0.133 U	< 0.137 U	2.15	8.15	0.497	< 0.139 U	< 0.137 U	< 0.126 U	1.26
PCB-022	38444-85-8	ng/g	2.14 J	1.52 J	0.63 J	3.85	< 0.0464 U	< 0.0476 U	< 0.0456 U	< 0.0474 U	< 0.0487 U	2.3	36.2	0.318	< 0.0461 U	0.699	< 0.0417 U	0.302
PCB-023/034	PCB-23/34	ng/g	< 0.0823 UJ	< 0.0822 UJ	< 0.0775 UJ	0.564	< 0.0848 U	< 0.087 U	< 0.0833 U	< 0.0865 U	< 0.089 U	< 0.0901 U	0.39	< 0.09 U	< 0.0813 U	< 0.0799 U	< 0.0736 U	< 0.0804 UJ
PCB-024/027	PCB-24/27	ng/g	4.25 J	0.787 J	0.349 J	11.2	< 0.0824 U	< 0.0845 U	< 0.0809 U	< 0.0841 U	< 0.0864 U	5.08	3.32	< 0.0874 U	< 0.0936 U	1.48	0.203	< 0.0926 U
PCB-025	55712-37-3	ng/g	2.99 J	1.06 J	0.657 J	10.4	< 0.0477 U	< 0.0489 U	< 0.0468 U	< 0.0487 U	< 0.0501 U	6	9.89	< 0.0506 U	< 0.0461 UJ	1.51 J	< 0.0417 UJ	< 0.0456 U
PCB-026	38444-81-4	ng/g	5.43 J	1.77 J	1.05 J	14.6	< 0.0406 U	< 0.0417 U	< 0.0399 U	< 0.0415 U	< 0.0426 U	8.07	12.9	< 0.0431 U	< 0.0377 U	2.5	0.35	< 0.0373 U
PCB-028	7012-37-5	ng/g	15.2 J	10.6 J	5.17 J	33.5	0.513	0.872	0.682	< 0.0457 U	< 0.0469 U	19.4	344 J	0.704	< 0.043 U	5	0.728	1.04
PCB-029	15862-07-4	ng/g	< 0.0577 UJ	< 0.0577 UJ	< 0.0544 UJ	< 0.0502 UJ	< 0.049 UJ	< 0.0503 UJ	< 0.0481 UJ	< 0.05 UJ	< 0.0514 UJ	< 0.0521 UJ	< 0.0499 UJ	< 0.052 UJ	< 0.0571 U	< 0.0561 U	< 0.0516 U	< 0.0564 U
PCB-030	35693-92-6	ng/g	< 0.0575 UJ	< 0.0575 UJ	< 0.0542 UJ	< 0.046 U	< 0.0449 U	< 0.0461 U	< 0.0441 U	< 0.0458 U	< 0.0471 U	< 0.0477 U	< 0.0457 U	< 0.0477 U	< 0.0569 U	< 0.0559 U	< 0.0515 U	< 0.0562 U
PCB-031	16606-02-3	ng/g	15.4 J	8.46 J	4.34 J	30	0.363	0.576	0.328	< 0.0576 U	< 0.0593 U	20.6	109 J	0.819	< 0.0542 U	4.05	0.602	0.993
PCB-035	37680-69-6	ng/g	< 0.054 UJ	< 0.054 UJ	< 0.0509 UJ	< 0.0546 U	< 0.0533 U	< 0.0547 U	< 0.0523 U	< 0.0544 U	< 0.0559 U	< 0.0566 U	1.33 J+	< 0.0566 U	< 0.0534 U	< 0.0524 U	< 0.0483 U	< 0.0528 U
PCB-036	38444-87-0	ng/g	< 0.0427 UJ	< 0.0427 UJ	< 0.0402 UJ	< 0.0466 U	< 0.0455 U	< 0.0466 U	< 0.0446 U	< 0.0464 U	< 0.0477 U	< 0.0483 U	0.955	< 0.0483 U	< 0.0422 U	< 0.0415 U	< 0.0382 U	< 0.0417 U
PCB-037	38444-90-5	ng/g	6 J	4.71 J	3.21 J	7.85	< 0.05 U	< 0.0512 U	< 0.049 U	< 0.051 U	< 0.0524 U	4.29	64.9 J	0.885	< 0.0497 U	< 0.0488 U	< 0.0449 U	1.05
PCB-038	53555-66-1	ng/g	< 0.0641 UJ	< 0.064 UJ	< 0.0604 UJ	0.96	< 0.0377 U	< 0.0386 U	< 0.037 U	< 0.0384 U	< 0.0395 U	1.45	6.87	< 0.0399 U	< 0.0633 U	< 0.0622 U	< 0.0573 U	< 0.0626 U
PCB-039	38444-88-1	ng/g	< 0.0413 UJ	< 0.0413 UJ	< 0.0389 UJ	< 0.0237 U	< 0.0231 U	< 0.0237 U	< 0.0227 U	< 0.0236 U	< 0.0243 U	< 0.0245 U	< 0.0235 U	< 0.0245 U	< 0.0409 U	< 0.0401 U	< 0.037 U	< 0.0404 UJ
PCB-040	38444-93-8	ng/g	< 0.0496 U	< 0.0496 U	< 0.0468 U	1.24	< 0.0386 U	< 0.0396 U	< 0.0379 U	< 0.0394 U	< 0.0405 U	0.831	27.5	< 0.0409 U	< 0.0491 U	< 0.0482 U	< 0.0444 U	0.252
PCB-041/064	PCB-41/64	ng/g	6.13	5.87	3.68	6.47	< 0.0876 U	< 0.0898 U	< 0.086 U	< 0.0894 U	< 0.0919 U	6.26	135 J	0.686	< 0.0823 U	1.8	0.799	0.944
PCB-042	36559-22-5	ng/g	2.32	1.38	0.714	4.56	< 0.0964 U	< 0.0988 U	< 0.0946 U	< 0.0983 U	< 0.101 U	4.49	80.6 J	< 0.102 U	< 0.103 U	0.999	< 0.0932 U	0.467
PCB-043/049	PCB-43/49	ng/g	21.3	9.41	4.98	26	0.512 J	0.906 J	0.367	< 0.104 U	< 0.107 U	32.9	270 J	2.08	< 0.0944 U	6.96	2.06	2.23
PCB-044	41464-39-5	ng/g	4.51	3.29	1.66	9.03	< 0.0513 U	< 0.0526 U	0.222	< 0.0523 U	< 0.0538 U	8.09	229 J	1.74	< 0.0598 U	2.82	0.706	1.6
PCB-045	70362-45-7	ng/g	< 0.0425 U	0.557	< 0.0401 U	1.67	< 0.0419 U	< 0.043 U	< 0.0412 U	< 0.0428 U	< 0.044 U	0.902	16.4	< 0.0445 U	< 0.042 U	< 0.0413 U	< 0.038 U	0.217
PCB-046	41464-47-5	ng/g	< 0.0475 U	< 0.0474 U	< 0.0447 U	< 0.0502 U	< 0.049 U	< 0.0503 U	< 0.0481 U	< 0.05 U	< 0.0514 U	< 0.0521 U	4.37	< 0.052 U	< 0.0469 UJ	< 0.0461 UJ	< 0.0424 UJ	< 0.0464 U
PCB-047/048/075	PCB-47/48/75	ng/g	17.7	5.8	2.45	33.7	0.661	1.01	0.346	< 0.164 U	< 0.168 U	41.3 J	215 J	1.65	< 0.185 U	6.3	1.66	4.02
PCB-050	62796-65-0	ng/g	< 0.0566 U	< 0.0565 U	< 0.0533 U	< 0.0613 U	< 0.0598 U	< 0.0614 U	< 0.0587 U	< 0.0611 U	< 0.0628 U	< 0.0635 U	< 0.0609 U	< 0.0635 U	< 0.0559 U	< 0.0549 U	< 0.0506 U	< 0.0553 U
PCB-051	68194-04-7	ng/g	2.1	0.366	0.204	3.58	< 0.0509 U	< 0.0522 U	< 0.05 U	< 0.0519 U	< 0.0534 U	1.87	6.15	< 0.054 U	< 0.0471 U	0.621	< 0.0426 U	< 0.0466 U
PCB-052/073	PCB-52/73	ng/g	14.4	7.36	3.96	15.8	0.411 J	0.817 J	0.45	< 0.119 U	< 0.123 U	30.5	349 J	2.43	0.459	7.98	3.2	3.75
PCB-053	41464-41-9	ng/g	3.68	0.952	0.437	7	< 0.0453 U	< 0.0464 U	< 0.0445 U	< 0.0462 U	< 0.0475 U	5.03	31.9	< 0.0481 U	< 0.0422 U	0.995	0.272	0.399
PCB-054	15968-05-5	ng/g	0.257	< 0.0474 U	< 0.0447 U	0.398	< 0.0397 U	< 0.0407 U	< 0.039 U	< 0.0405 U	< 0.0417 U	< 0.0422 U	0.201	< 0.0421 U	< 0.0469 U	< 0.0461 U	< 0.0424 U	< 0.0464 U
PCB-055	74338-24-2	ng/g	< 0.0787 U	< 0.0787 U	< 0.0742 U	< 0.0529 U	< 0.0516 U	< 0.0529 U	< 0.0507 U	< 0.0527 U	< 0.0542 U	< 0.0548 U	2.82	< 0.0548 U	< 0.0778 U	< 0.0765 U	< 0.0704 U	< 0.0769 U

Table 12
Phase 2 Reach Floodplain Soil Analytical Results
Phase 2 Data Evaluation Summary Memorandum
Lower Neponset River
Boston and Milton, Massachusetts

Analyte	CAS Number	Units	24D-0106 24D-0106-AS 5/28/2024 N 0 - 1 ft	24D-0106 24D-0106-BS 5/28/2024 N 1 - 2 ft	24D-0106 24D-0106-CS 5/28/2024 N 2 - 2.5 ft	24D-0107 24D-0107-AS 5/24/2024 N 0 - 0.5 ft	24D-0108 24D-0108-AD 5/23/2024 FD 0 - 1 ft	24D-0108 24D-0108-AS 5/23/2024 N 0 - 1 ft	24D-0108 24D-0108-BS 5/23/2024 N 1 - 2 ft	24D-0109 24D-0109-AS 5/23/2024 N 0 - 1 ft	24D-0109 24D-0109-BS 5/23/2024 N 1 - 1.7 ft	24D-0110 24D-0110-AS 5/24/2024 N 0 - 1 ft	24D-0110 24D-0110-BS 5/24/2024 N 1 - 1.8 ft	24D-0111 24D-0111-AS 5/24/2024 N 0 - 1 ft	24D-0111 24D-0111-BS 5/24/2024 N 1 - 1.8 ft	24D-0112 24D-0112-AS 5/23/2024 N 0 - 1 ft	24D-0112 24D-0112-BS 5/23/2024 N 1 - 1.4 ft	24D-0113 24D-0113-AD 6/13/2024 FD 0 - 1 ft
PCB-056/060	PCB-56/60	ng/g	10.6	9.83	7.13	6.13	< 0.101 U	< 0.103 U	< 0.099 U	< 0.103 U	< 0.106 U	5.06	209 J	1.9	< 0.168 U	1.53	0.376	1.78
PCB-057	70424-67-8	ng/g	< 0.0419 UJ	< 0.0419 UJ	< 0.0395 UJ	< 0.0409 U	< 0.0399 U	< 0.0409 U	< 0.0392 U	< 0.0407 U	< 0.0419 U	< 0.0424 U	1.53	< 0.0423 U	< 0.0414 U	< 0.0407 U	< 0.0375 U	< 0.041 U
PCB-058	41464-49-7	ng/g	< 0.053 U	< 0.053 U	< 0.0499 U	< 0.0371 U	< 0.0362 U	< 0.0371 U	< 0.0355 U	< 0.0369 U	< 0.0379 U	< 0.0384 U	0.683	< 0.0384 U	< 0.0524 U	< 0.0515 U	< 0.0474 U	< 0.0518 UJ
PCB-059	74472-33-6	ng/g	0.464	0.773	< 0.0678 U	0.793	< 0.0708 U	< 0.0726 U	< 0.0695 U	< 0.0723 U	< 0.0743 U	0.61	12.7	< 0.0751 U	< 0.0712 U	< 0.0699 U	< 0.0644 U	< 0.0703 U
PCB-061/074	PCB-61/74	ng/g	12.3	10.4	7.85	11.1	< 0.093 U	0.258	0.189	< 0.0949 U	< 0.0976 U	8.25	226 J	1.06	< 0.0878 U	1.83	0.285	1.06
PCB-062	54230-22-7	ng/g	< 0.0479 U	< 0.0478 U	< 0.0451 U	< 0.0506 U	< 0.0494 U	< 0.0506 U	< 0.0485 U	< 0.0504 U	< 0.0518 U	< 0.0524 U	< 0.0503 U	< 0.0524 U	< 0.0473 U	< 0.0465 U	< 0.0428 U	< 0.0468 U
PCB-063	74472-34-7	ng/g	3.53	1.79	1.21	2.62	< 0.0371 U	< 0.038 U	< 0.0364 U	< 0.0379 U	< 0.0389 U	3.68	18.3	< 0.0394 U	< 0.0381 U	0.373	< 0.0345 U	< 0.0377 U
PCB-065	33284-54-7	ng/g	< 0.0668 U	< 0.0668 U	< 0.063 U	< 0.073 U	< 0.0712 U	< 0.073 U	< 0.0699 U	< 0.0727 U	< 0.0747 U	< 0.0756 U	< 0.0725 U	< 0.0755 U	< 0.0661 U	< 0.0649 U	< 0.0598 U	< 0.0653 U
PCB-066/080	PCB-66/80	ng/g	26.5	27.4	20.9	22.6	0.307	0.578	0.31	< 0.0921 U	< 0.0947 U	15.8	424 J	3.19	0.303	3.54	0.977	3.66
PCB-067	73575-53-8	ng/g	< 0.0607 U	< 0.0607 U	< 0.0572 U	< 0.0447 U	< 0.0436 U	< 0.0447 U	< 0.0428 U	< 0.0445 U	< 0.0458 U	< 0.0463 U	8.78	< 0.0463 U	< 0.06 U	< 0.059 U	< 0.0543 U	< 0.0593 U
PCB-068	73575-52-7	ng/g	< 0.0708 UJ	< 0.0708 UJ	< 0.0667 UJ	1.1	< 0.0516 U	< 0.0529 U	< 0.0507 U	< 0.0527 U	< 0.0542 U	1.47	< 0.0526 U	< 0.0548 U	< 0.07 U	< 0.0688 U	< 0.0633 U	< 0.0692 U
PCB-069	60233-24-1	ng/g	< 0.053 UJ	< 0.053 UJ	< 0.0499 UJ	< 0.055 U	< 0.0537 U	< 0.055 U	< 0.0527 U	< 0.0548 U	< 0.0563 U	< 0.057 U	< 0.0546 U	< 0.057 U	< 0.0524 U	< 0.0515 U	< 0.0474 U	< 0.0518 UJ
PCB-070	32598-11-1	ng/g	22.2	18.6	12.7	14.9	0.398	0.563	0.349	< 0.0495 U	< 0.0509 U	12.9	364 J	3.64	0.414	4.78	1.38	3.99
PCB-071	41464-46-4	ng/g	2.41	1.21	0.622	4.81	< 0.0656 U	< 0.0673 U	< 0.0644 U	< 0.067 U	< 0.0688 U	2.69	21	0.446	< 0.061 U	1.03	< 0.0552 U	0.472
PCB-072	41464-42-0	ng/g	1.21	0.412	0.376	1.02	< 0.0582 U	< 0.0596 U	< 0.0571 U	< 0.0593 U	< 0.061 U	1.74	2.38	< 0.0617 U	< 0.0542 U	< 0.0532 U	< 0.049 U	< 0.0535 U
PCB-076	70362-48-0	ng/g	< 0.0783 U	< 0.0783 U	< 0.0738 U	< 0.0731 U	< 0.0714 U	< 0.0732 U	< 0.0701 U	< 0.0729 U	< 0.0749 U	< 0.0758 U	< 0.0727 U	< 0.0757 U	< 0.0774 U	< 0.0761 U	< 0.07 U	< 0.0765 U
PCB-077	32598-13-3	ng/g	5.22 J+	4 J+	3.08 J+	4.74 J+	< 0.0421 U	< 0.0432 U	< 0.0414 U	< 0.043 U	< 0.0442 U	3.11 J+	38.4 J	0.975 J+	< 0.0389 U	0.892 J+	< 0.0352 U	1.1 J+
PCB-078	70362-49-1	ng/g	< 0.0815 U	< 0.0814 U	< 0.0768 U	< 0.0374 U	< 0.0365 U	< 0.0375 U	< 0.0359 U	< 0.0373 U	< 0.0383 U	< 0.0388 U	0.746	< 0.0388 U	< 0.0806 U	< 0.0791 U	< 0.0729 U	< 0.0796 U
PCB-079	41464-48-6	ng/g	< 0.0457 UJ	< 0.0457 UJ	< 0.043 UJ	< 0.047 U	< 0.0459 U	< 0.047 U	< 0.045 U	< 0.0468 U	< 0.0481 U	< 0.0487 U	1.91	< 0.0486 U	< 0.0452 U	< 0.0444 U	< 0.0408 U	< 0.0446 U
PCB-081	70362-50-4	ng/g	< 0.0724 UJ	< 0.0723 UJ	< 0.0682 UJ	< 0.0733 UJ	< 0.0716 UJ	< 0.0734 UJ	< 0.0703 UJ	< 0.073 UJ	< 0.0751 UJ	< 0.076 UJ	4.4 J	< 0.0759 UJ	< 0.0716 U	< 0.0703 U	< 0.0647 U	< 0.0707 U
PCB-082	52663-62-4	ng/g	1.51 J	< 0.0769 UJ	< 0.0725 UJ	1.34	< 0.0263 U	< 0.0269 U	< 0.0258 U	< 0.0268 U	< 0.0276 U	< 0.0279 U	26.2	< 0.0279 U	< 0.0761 U	< 0.0747 U	< 0.0688 U	1.2 J
PCB-083/109	PCB-83/109	ng/g	0.846 J	< 0.176 UJ	< 0.166 UJ	1.7	< 0.113 U	< 0.116 U	< 0.111 U	< 0.115 U	< 0.119 U	1.59	10.1	< 0.12 U	< 0.174 U	< 0.171 U	< 0.158 U	0.65 J
PCB-084	52663-60-2	ng/g	1.73 J	< 0.0694 UJ	< 0.0654 UJ	3.24	< 0.0455 U	< 0.0466 U	< 0.0446 U	< 0.0464 U	< 0.0477 U	2.96	39 J	< 0.0483 U	< 0.0686 U	1.64	< 0.0621 U	1.56 J
PCB-085/120	PCB-85/120	ng/g	7.57 J	6.61 J	4.55 J	6.79	< 0.101 U	< 0.104 U	< 0.0995 U	< 0.103 U	< 0.106 U	5.25	61 J	1.11	< 0.112 U	2.24	< 0.102 U	3.8
PCB-086/097	PCB-86/97	ng/g	4.28 J	2.33 J	1.49 J	6.05	< 0.0445 U	< 0.0457 U	< 0.0437 U	< 0.0455 U	< 0.0467 U	4.52	65.7 J	0.743	< 0.129 U	2	< 0.117 U	2.29
PCB-087/115/116	PCB-87/115/116	ng/g	8.42 J	5.68 J	3.92 J	< 0.0294 U	< 0.0287 U	< 0.0294 U	< 0.0282 U	< 0.0293 U	< 0.0301 U	< 0.0305 U	< 0.0292 U	< 0.0305 U	< 0.317 U	2.66	< 0.286 U	3.33
PCB-088/121	PCB-88/121	ng/g	< 0.158 UJ	< 0.158 UJ	< 0.149 UJ	< 0.106 U	< 0.104 U	< 0.106 U	< 0.102 U	< 0.106 U	< 0.109 U	< 0.11 U	0.796	< 0.11 U	< 0.156 U	< 0.153 U	< 0.141 U	< 0.154 U
PCB-089/090/101	PCB-89/90/101	ng/g	18 J	9.34 J	6.6 J	23.5	0.596	0.867	0.386	< 0.115 U	< 0.118 U	19.3	161 J	2.39	1.42	8.87	1.72	8.18
PCB-091	68194-05-8	ng/g	3.99 J	1.93 J	1.44 J	5.26	< 0.0582 U	< 0.0596 U	< 0.0571 U	< 0.0593 U	< 0.061 U	5.22	33.5	< 0.0617 U	< 0.0682 U	1.57	< 0.0617 U	1.6
PCB-092	52663-61-3	ng/g	5.16 J	2.09 J	1.52 J	4.29	< 0.0255 U	< 0.0262 U	< 0.0251 U	< 0.0268 U	< 0.0271 U	6.81	26.3	< 0.0271 U	< 0.0285 U	2.17	< 0.0258 U	1.7
PCB-093/095	PCB-93/95	ng/g	8.02 J	3.82 J	2.44 J	12.3	< 0.0751 U	< 0.077 U	< 0.0737 U	< 0.0767 U	< 0.0788 U	11.7	115 J	1.3	0.938	5.8	1.7	4.75
PCB-094	73575-55-0	ng/g	< 0.0471 UJ	< 0.047 UJ	< 0.0443 UJ	< 0.0879 U	< 0.0857 U	< 0.0879 U	< 0.0842 U	< 0.0875 U	< 0.09 U	< 0.091 U	1.81	< 0.091 U	< 0.0465 U	< 0.0457 U	< 0.0421 U	< 0.046 U
PCB-096	73575-54-9	ng/g	< 0.0605 UJ	< 0.0605 UJ	< 0.057 UJ	< 0.0414 U	< 0.0404 U	< 0.0415 U	< 0.0397 U	< 0.0413 U	< 0.0424 U	< 0.0429 U	1.41	< 0.0429 U	< 0.0598 U	< 0.0588 U	< 0.0541 U	< 0.0591 U
PCB-098/102	PCB-98/102	ng/g	< 0.0993 UJ	< 0.0992 UJ	< 0.0935 UJ	< 0.0768 U	< 0.0749 U	< 0.0768 U	< 0.0736 U	< 0.0765 U	< 0.0786 U	< 0.0796 U	10.9	< 0.0795 U	< 0.0981 U	< 0.0964 U	< 0.0888 U	< 0.097 U
PCB-099	38380-01-7	ng/g	14.9 J	9.49 J	6.62 J	15.4	0.418	0.493	< 0.0406 U	< 0.0422 U	< 0.0434 U	13.6	106 J	2.05	0.829	4.88	1.27	6.53
PCB-100	39485-83-1	ng/g	< 0.0577 UJ	< 0.0577 UJ	< 0.0544 UJ	0.759	< 0.0457 U	< 0.0468 U	< 0.0448 U	< 0.0466 U	< 0.0479 U	< 0.0485 U	1.05	< 0.0485 U	< 0.0571 U	< 0.0561 U	< 0.0516 U	< 0.0564 U
PCB-103	60145-21-3	ng/g	0.425 J	< 0.0583 UJ	< 0.055 UJ	0.492	< 0.0472 U	< 0.0484 U	< 0.0463 U	< 0.0481 U	< 0.0495 U	< 0.0501 U	1.27	< 0.05 U	< 0.0577 U	< 0.0567 U	< 0.0522 U	< 0.057 U
PCB-104	56558-16-8	ng/g	< 0.0447 UJ	< 0.0447 UJ	< 0.0421 UJ	< 0.0447 U	< 0.0436 U	< 0.0447 U	< 0.0428 U	< 0.0445 U	< 0.0458 U	< 0.0463 U	< 0.0444 U	< 0.0463 U	< 0.0442 U	< 0.0434 U	< 0.04 U	< 0.0437 U
PCB-105/127	PCB-105/127	ng/g	13.5 J	12.1 J	9.46 J	10.6	< 0.074 U	< 0.0759 U	< 0.0726 U	< 0.0755 U	< 0.0776 U	7.29	114 J	1.67	< 0.0694 U	3.08	0.402	2.9 J
PCB-106/118	PCB-106/118	ng/g	26 J	19.9 J	15.2 J	27.3	0.628	0.797	0.375	< 0.0902 U	< 0.0927 U	18.9	174 J	3.21	0.978	8.92	1.28	6.24
PCB-107/108	PCB-107/108	ng/g	2.91 J	1.91 J	1.28 J	2.45	< 0.0908 U	< 0.0931 U	< 0.0891 U	< 0.0926 U	< 0.0952 U	2	13.8	< 0.0963 U	< 0.125 U	< 0.123 U	< 0.113 U	0.494 J
PCB-110	38380-03-9	ng/g	25.8 J	16.2 J	12.1 J	19.4	0.828	1.14	0.603	< 0.0432 U	< 0.0444 U	22.2	183 J	3.81	1.85	10.8	2.22	11.4 J
PCB-111/117	PCB-111/117	ng/g	< 0.285 UJ	< 0.285 UJ	< 0.268 UJ	8.05	< 0.129 U	< 0.132 U	< 0.126 U	< 0.131 U	< 0.135 U	7.43	71.6 J	1.03	< 0.282 U	< 0.277 U	< 0.255 U	< 0.278 U
PCB-112	74472-36-9	ng/g	< 0.0575 UJ	< 0.0575 UJ	< 0.0542 UJ	< 0.046 U	< 0.0449 U	< 0.0461 U	< 0.0458 U	< 0.0471 U	< 0.0477 U	0.781	< 0.0477 U	< 0.0569 U	< 0.0559 U	< 0.0515 U	< 0.0562 UJ
PCB-113	68194-10-5	ng/g	< 0.0477 UJ	< 0.0476 UJ	< 0.0449 UJ	< 0.0483 U	< 0.0472 U	< 0.0484 U	< 0.0463 U	< 0.0481 U	< 0.0495 U	< 0.0501 U	< 0.048 U	< 0.05 U	< 0.0471 U	< 0.0463 U	< 0.0426 U	< 0.0466 UJ
PCB-114	74472-37-0	ng/g	0.975 J	0.739 J	< 0.0699 UJ	0.939	< 0.0391 U	< 0.0401 U	< 0.0384 U	< 0.0399 U	< 0.0411 U	< 0.0416 U	7.7	< 0.0415 U	< 0.0733 U	< 0.072 U	< 0.0663 U	< 0.0725 U
PCB-119	56558-17-9	ng/g	1.52 J	0.973 J	< 0.0539 UJ	1.41	< 0.0518 U	< 0.0531 U	< 0.0509 U	< 0.0529 U	< 0.0544 U	1.8	5.05	< 0.055 U	< 0.0565 U	< 0.0555 U	< 0.0511 U	< 0.0558 U
PCB-122	76842-07-4	ng/g	< 0.0819 UJ	< 0.0818 UJ	< 0.0771 UJ	< 0.0338 U	< 0.033 U	< 0.0338 U	< 0.0324 U	< 0.0337 U	< 0.0346 U	< 0.035 U	3.07	< 0.035 U	< 0.0809 U	< 0.0795 U	< 0.0732 U	< 0.08 U
PCB-123	65510-44-3	ng/g	0.91 J	< 0.0634 UJ	< 0.0598 UJ	1.16 J+	< 0.0306 U	< 0.0313 U	< 0.03 U	< 0.0312 U	< 0.0321 U	< 0.0325 U	5.73 J+	< 0.0324 U	< 0.0628 UJ	< 0.0617 UJ	< 0.0568 UJ	0.535 J
PCB-124	70424-70-3	ng/g	0.795 J	< 0.0356 UJ	< 0.0335 UJ	0.874	< 0.0412 U	< 0.0422 U	< 0.0404 U	< 0.042 U	< 0.0432 U	< 0.0437 U	6.32	< 0.0437 U	< 0.0352 U	< 0.0346 U	< 0.0318 U	0.546 J
PCB-125	74472-39-2	ng/g	< 0.0435 UJ	< 0.0435 UJ	< 0.041 UJ	< 0.0462 U	< 0.0451 U	< 0.0463 U	< 0.0443 U	< 0.046 U	< 0.0473 U	< 0.0479 U	0.938	< 0.0479 U	< 0.043 UJ	< 0.0423 UJ	< 0.0389 UJ	< 0.0425 UJ
PCB-126	57465-28-8	ng/g	< 0.051 UJ	< 0.051 UJ	< 0.0481 UJ	< 0.0657 U	< 0.0641 U	< 0.0657 U	< 0.0629 U	< 0.0654 U	< 0.0673 U	< 0.0681 U	1.19 J+	< 0.068 U	< 0.0504 U	< 0.0496 U	< 0.0456 U	< 0.0499 UJ
PCB-128	38380-07-3	ng/g	3.34	2.18	1.54	4.66	< 0.0453 U	< 0.0464 U	< 0.0445 U	< 0.0462 U	< 0.0475 U	3.08	10.8	0.547	0.519	2	0.34	2.04
PCB-129	55215-18-4	ng/g	< 0.0973 UJ	< 0.0972 UJ	< 0.0917 UJ	0.938	< 0.0498 U	< 0.051 U	< 0.0489 U	< 0.0508 U	< 0.0522 U	< 0.0528 U	2.97	< 0.0528 U	< 0.0962 U	< 0.0945 U	< 0.087 U	0.418
PCB-130	52663-66-8	ng/g	1.31	< 0.0961 U	< 0.0906 U	1.69	< 0.0391 U	< 0.0401 U	< 0.0384 U	< 0.0399 U	< 0.0411 U	1.25	3.43	< 0.0415 U	< 0.095 U	0.589	< 0.0859 U	0.594
PCB-131/142	PCB-131/142	ng/g	< 0.0216 U	< 0.0215 U	< 0.0203 U	< 0.0987 U	< 0.0964 U	< 0.0988 U	< 0.0946 U	< 0.0983 U	< 0.101 U	< 0.102 U	0.77	< 0.102 U	< 0.0213 UJ	< 0.0209 UJ	< 0.0193 UJ	< 0.0211 UJ
PCB-132/168	PCB-132/168	ng/g	3.81	2.2	1.54	5.47	< 0.113 U	< 0.116 U	< 0.111 U	< 0.115 U	< 0.119 U	4.89	16.9	0.593	0.593	2.32	0.437	2.81
PCB-133	35694-04-3	ng/g	< 0.103 U	< 0.103 U	< 0.0971 U	0.591	< 0.035 U	< 0.0359 U	< 0.0344 U	< 0.0358 U	< 0.0368 U	< 0.0372 U	0.671	< 0.0372 U	< 0.102 UJ	< 0.1 UJ	< 0.0921 UJ	< 0.101 U
PCB-134	52704-70-8	ng/g	< 0.137 U	< 0.137 U	< 0.129 U	1.15	< 0.0928 U	< 0.0952 U	< 0.0911 U	< 0.0947 U	< 0.0974 U	< 0.0986 U	2.5	< 0.0985 U	< 0.135 UJ	< 0.133 UJ	< 0.122 UJ	0.37
PCB-135/144	PCB-135/144	ng/g	2	0.892	0.598	3.11	< 0.0975 U	< 0.1 U	< 0.0957 U	< 0.0995 U	< 0.102 U	2.47	6.85	< 0.103 U	0.242	1.19	< 0.102 U	1.14
PCB-136	38411-22-2	ng/g	1.02	0.41	0.273	1.82	< 0.0813 U	< 0.0833 U	< 0.0798 U	< 0.0829 U	< 0.0853 U	1.52	4.92	0.169 J	0.2	0.807	< 0.0716 U	0.872
PCB-137	35694-06-5	ng/g	0.98	< 0.13 U	< 0.123 U	1.7	< 0.0455 U	< 0.0466 U	< 0.0446 U	< 0.0464 U	< 0.0477 U	0.975	3.76	< 0.0483 U	< 0.129 U	0.642	< 0.117 U	0.615
PCB-138/163/164	PCB-138/163/164	ng/g	19.8	11.6	8.93	28.4	0.943	1.13	0.481	0.589	< 0.153 U	20	58.9 J	3.54	2.51	11.3	1.75	10.9
PCB-139/149	PCB-139/149	ng/g	9	5.12	3.69	14.2	0.438	0.563	0.264	< 0.137 U	< 0.141 U	10.9	33.5	1.63	1.2	5.49	0.857	5.7
PCB-140	59291-64-4	ng/g	< 0.0633 U	< 0.0632 U	< 0.0596 U	< 0.068 U	< 0.0664 U	< 0.068 U	< 0.0651 U	< 0.0677 U	< 0.0696 U	< 0.0705 U	< 0.0675 U	< 0.0704 U	< 0.0626 U	< 0.0615 U	< 0.0566 U	< 0.0618 UJ
PCB-141	52712-04-6	ng/g	2.01	1.29	0.876	3.01	< 0.0466 U	< 0.0478 U	< 0.0457 U	< 0.0476 U	< 0.0489 U	1.96	9.27	< 0.0494 U	0.335 J	1.24 J	< 0.106 UJ	1.46
PCB-143	68194-15-0	ng/g	< 0.0637 U	< 0.0636 U	< 0.06 U	< 0.0613 U	< 0.0598 U	< 0.0614 U	< 0.0587 U	< 0.0611 U	< 0.0628 U	< 0.0635 U	< 0.0609 U	< 0.0635 U	< 0.063 U	< 0.0619 U	< 0.0569 U	< 0.0622 U
PCB-145	74472-40-5	ng/g	< 0.0795 U	< 0.0795 U	< 0.0749 U	< 0.081 UJ	< 0.079 UJ	< 0.081 UJ	< 0.0776 UJ	< 0.0807 UJ	< 0.0829 UJ	< 0.0839 UJ	< 0.0804 UJ	< 0.0838 UJ	< 0.0786 U	< 0.0772 U	< 0.0711 U	< 0.0777 U
PCB-146	51908-16-8	ng/g	1.98	1.17	0.814	3.29	< 0.0535 U	< 0.0549 U	< 0.0525 U	< 0.0546 U	< 0.0561 U	2.67	5.29	0.348	0.273	0.973	< 0.0508 U	0.969
PCB-147	68194-13-8	ng/g	0.843	< 0.0769 U	< 0.0725 U	1.16	< 0.0697 U	< 0.0715 U	< 0.0684 U	< 0.0711 U	< 0.0731 U	< 0.074 U	1.33	< 0.074 U	< 0.0761 U	0.312	< 0.0688 U	< 0.0752 U
PCB-148	74472-41-6	ng/g	< 0.0686 U	< 0.0686 U	< 0.0647 U	< 0.0749 UJ	< 0.0731 UJ	< 0.0749 UJ	< 0.0717 UJ	< 0.0746 UJ	< 0.0767 UJ	< 0.0776 UJ	< 0.0744 UJ	< 0.0775 UJ	< 0.0678 U	< 0.0667 U	< 0.0614 U	< 0.0671 U
PCB-150	68194-08-1	ng/g	< 0.0787 U	< 0.0787 U	< 0.0742 U	< 0.0756 U	< 0.0738 U	< 0.0757 U	< 0.0725 U	< 0.0753 U	< 0.0775 U	< 0.0784 U	< 0.0751 U	< 0.0783 U	< 0.0778 U	< 0.0765 U	< 0.0704 U	< 0.0769 U
PCB-151	52663-63-5	ng/g	2.32	1.34	0.864	3	< 0.0535 U	< 0.0549 U	< 0.0525 U	< 0.0546 U	< 0.0561 U	3.07	8.11	< 0.0568 U	0.217	1.21	0.228	0.865
PCB-152	68194-09-2	ng/g	< 0.087 U	< 0.087 U	< 0.082 U	< 0.0884 U	< 0.0863 U	< 0.0885 U	< 0.0847 U	< 0.0881 U	< 0.0906 U	< 0.0916 U	< 0.0878 U	< 0.0916 U	< 0.086 U	< 0.0845 U	< 0.0778 U	< 0.085 U

Table 12
Phase 2 Reach Floodplain Soil Analytical Results
Phase 2 Data Evaluation Summary Memorandum
Lower Neponset River
Boston and Milton, Massachusetts

Analyte	CAS Number	Units	24D-0106 24D-0106-AS 5/28/2024 N 0 - 1 ft	24D-0106 24D-0106-BS 5/28/2024 N 1 - 2 ft	24D-0106 24D-0106-CS 5/28/2024 N 2 - 2.5 ft	24D-0107 24D-0107-AS 5/24/2024 N 0 - 0.5 ft	24D-0108 24D-0108-AD 5/23/2024 FD 0 - 1 ft	24D-0108 24D-0108-AS 5/23/2024 N 0 - 1 ft	24D-0108 24D-0108-BS 5/23/2024 N 1 - 2 ft	24D-0109 24D-0109-AS 5/23/2024 N 0 - 1 ft	24D-0109 24D-0109-BS 5/23/2024 N 1 - 1.7 ft	24D-0110 24D-0110-AS 5/24/2024 N 0 - 1 ft	24D-0110 24D-0110-BS 5/24/2024 N 1 - 1.8 ft	24D-0111 24D-0111-AS 5/24/2024 N 0 - 1 ft	24D-0111 24D-0111-BS 5/24/2024 N 1 - 1.8 ft	24D-0112 24D-0112-AS 5/23/2024 N 0 - 1 ft	24D-0112 24D-0112-BS 5/23/2024 N 1 - 1.4 ft	24D-0113 24D-0113-AD 6/13/2024 FD 0 - 1 ft
PCB-153	35065-27-1	ng/g	11.9	7.09	5.29	17.7	0.625	0.768	0.312	< 0.0479 U	< 0.0493 U	12.7	35.4	2.44	1.79 J	6.38 J	1.07 J	7.03
PCB-154	60145-22-4	ng/g	0.352	< 0.0502 U	< 0.0473 U	0.519	< 0.0514 U	< 0.0528 U	< 0.0505 U	< 0.0525 U	< 0.054 U	0.657	0.515	< 0.0546 U	< 0.0497 UJ	< 0.0488 UJ	< 0.0449 UJ	< 0.0491 U
PCB-155	33979-03-2	ng/g	< 0.0423 UJ	< 0.0423 UJ	< 0.0399 UJ	< 0.0455 U	< 0.0444 U	< 0.0455 U	< 0.0435 U	< 0.0453 U	< 0.0465 U	< 0.0471 U	< 0.0452 U	< 0.0471 U	< 0.0418 U	< 0.0411 U	< 0.0378 U	< 0.0414 U
PCB-156	38380-08-4	ng/g	1.83	1.26	0.739	2.75	< 0.0373 U	< 0.0382 U	< 0.0366 U	< 0.038 U	< 0.0391 U	1.4	6.33	0.274	< 0.0606 U	0.994	< 0.0548 U	0.59
PCB-157	69782-90-7	ng/g	0.477 J+	0.279 J+	0.244 J+	0.795 J+	< 0.0518 U	< 0.0531 U	< 0.0509 U	< 0.0529 U	< 0.0544 U	< 0.055 U	1.61 J+	< 0.055 U	< 0.0581 U	< 0.0571 U	< 0.0525 U	0.409 J
PCB-158/160	PCB-158/160	ng/g	1.46	< 0.124 U	0.512	2.43	< 0.114 U	< 0.117 U	< 0.112 U	< 0.116 U	< 0.119 U	1.44	5.29	< 0.121 U	0.254	0.948	< 0.111 U	1.05
PCB-159	39635-35-3	ng/g	< 0.0698 U	< 0.0698 U	< 0.0658 U	< 0.0733 U	< 0.0716 U	< 0.0734 U	< 0.0703 U	< 0.073 U	< 0.0751 U	< 0.076 U	< 0.0729 U	< 0.0759 U	< 0.069 UJ	< 0.0678 UJ	< 0.0624 UJ	< 0.0682 UJ
PCB-161	74472-43-8	ng/g	< 0.0659 U	< 0.0658 U	< 0.0621 U	< 0.0686 U	< 0.0669 U	< 0.0686 U	< 0.0657 U	< 0.0683 U	< 0.0702 U	< 0.0711 U	< 0.0681 U	< 0.071 U	< 0.0651 U	< 0.064 U	< 0.0589 U	< 0.0643 U
PCB-162	39635-34-2	ng/g	< 0.0674 U	< 0.0674 U	< 0.0635 U	< 0.054 U	< 0.0527 U	< 0.0541 U	< 0.0518 U	< 0.0538 U	< 0.0554 U	< 0.056 U	< 0.0537 U	< 0.056 U	< 0.0667 U	< 0.0655 U	< 0.0603 U	< 0.0659 UJ
PCB-165	74472-46-1	ng/g	< 0.0943 U	< 0.0943 U	< 0.0889 U	< 0.0741 U	< 0.0723 U	< 0.0742 U	< 0.071 U	< 0.0738 U	< 0.0759 U	< 0.0768 U	< 0.0736 U	< 0.0767 U	< 0.0933 U	< 0.0916 U	< 0.0844 U	< 0.0922 U
PCB-166	41411-63-6	ng/g	< 0.0844 U	< 0.0844 U	< 0.0796 U	< 0.0638 U	< 0.0623 U	< 0.0638 U	< 0.0611 U	< 0.0635 U	< 0.0653 U	< 0.0661 U	< 0.0634 U	< 0.0661 U	< 0.0835 U	< 0.082 U	< 0.0755 U	< 0.0825 UJ
PCB-167	52663-72-6	ng/g	0.809	0.564	0.315	1.27	< 0.0479 U	< 0.0491 U	< 0.047 U	< 0.0489 U	< 0.0503 U	0.696	2.26	< 0.0508 U	< 0.0571 UJ	0.536 J	< 0.0516 UJ	0.348
PCB-169	32774-16-6	ng/g	< 0.051 UJ	< 0.051 UJ	< 0.0481 UJ	< 0.054 U	< 0.0527 U	< 0.0541 U	< 0.0518 U	< 0.0538 U	< 0.0554 U	< 0.056 U	< 0.0537 U	< 0.056 U	< 0.0504 U	< 0.0496 U	< 0.0456 U	< 0.0499 U
PCB-170/190	PCB-170/190	ng/g	3.77 J	2.2 J	1.72 J	5.43	< 0.0869 U	< 0.0891 U	< 0.0853 U	< 0.0886 U	< 0.0911 U	4.12	10.1	0.771	0.472 J	1.56 J	0.322 J	2.18
PCB-171	52663-71-5	ng/g	< 0.0662 UJ	0.498 J	0.329 J	1.35	< 0.069 U	< 0.0707 U	< 0.0677 U	< 0.0704 U	< 0.0724 U	0.925	2.3	< 0.0732 U	< 0.0655 UJ	0.381 J	< 0.0592 UJ	0.495
PCB-172/192	PCB-172/192	ng/g	< 0.146 UJ	< 0.146 UJ	< 0.138 UJ	< 0.117 U	< 0.114 U	< 0.117 U	< 0.112 U	< 0.117 U	< 0.12 U	< 0.122 U	1.27	< 0.121 U	< 0.145 UJ	< 0.142 UJ	< 0.131 UJ	0.33
PCB-173	68194-16-1	ng/g	< 0.0892 UJ	< 0.0891 UJ	< 0.084 UJ	< 0.0791 U	< 0.0772 U	< 0.0791 U	< 0.0758 U	< 0.0788 U	< 0.081 U	< 0.0819 U	< 0.0785 U	< 0.0819 U	< 0.0882 U	< 0.0866 U	< 0.0798 U	< 0.0871 U
PCB-174	38411-25-5	ng/g	2.8 J	1.65 J	1.19 J	4.2	< 0.0967 U	< 0.0992 U	< 0.095 U	< 0.0987 U	< 0.102 U	3.32	9.13	0.625	0.362 J	1.06 J	0.245 J	1.82
PCB-175	40186-70-7	ng/g	< 0.0637 UJ	< 0.0636 UJ	< 0.06 UJ	< 0.0609 U	< 0.0595 U	< 0.061 U	< 0.0584 U	< 0.0607 U	< 0.0624 U	< 0.0631 U	< 0.0605 U	< 0.0631 U	< 0.063 UJ	< 0.0619 UJ	< 0.0569 UJ	< 0.0622 U
PCB-176	52663-65-7	ng/g	0.194 J	0.115 J	< 0.0647 U	0.374	< 0.0555 U	< 0.057 U	< 0.0545 U	< 0.0567 U	< 0.0583 U	< 0.059 U	0.792	< 0.0589 U	< 0.0678 UJ	< 0.0667 UJ	< 0.0614 UJ	< 0.0671 U
PCB-177	52663-70-4	ng/g	1.97 J	1.08 J	0.849 J	2.75	< 0.0693 U	< 0.0711 U	< 0.0681 U	< 0.0708 U	< 0.0728 U	2.59	4.97	0.408	0.214 J	0.69 J	< 0.0796 UJ	0.997
PCB-178	52663-67-9	ng/g	0.913 J	0.398 J	0.326 J	1.12	< 0.087 U	< 0.0893 U	< 0.0855 U	< 0.0888 U	< 0.0913 U	1.01	1.75	< 0.0924 U	< 0.0829 UJ	< 0.0814 UJ	< 0.075 UJ	< 0.0819 UJ
PCB-179	52663-64-6	ng/g	0.985	0.601	0.413	1.43	< 0.046 U	< 0.0472 U	< 0.0452 U	< 0.047 U	< 0.0483 U	1.3	2.91	0.209	< 0.061 UJ	0.409 J	< 0.0552 UJ	0.595
PCB-180	35065-29-3	ng/g	5.7 J	3.28 J	2.73 J	9.11	0.274	0.315	< 0.0602 U	< 0.0626 U	< 0.0643 U	6.73	18.3	1.33	0.832 J	2.29 J	0.543 J	3.92
PCB-181	74472-47-2	ng/g	< 0.0937 UJ	< 0.0937 UJ	< 0.0883 UJ	< 0.054 U	< 0.0527 U	< 0.0541 U	< 0.0518 U	< 0.0538 U	< 0.0554 U	< 0.056 U	< 0.0537 U	< 0.056 U	< 0.0927 U	< 0.0911 U	< 0.0838 U	< 0.0916 U
PCB-182/187	PCB-182/187	ng/g	3.86 J	2.15 J	1.73 J	5.64	0.246	0.252	< 0.136 U	< 0.142 U	< 0.146 U	5.29	9.96	0.949	0.442 J	1.3 J	0.328 J	2.08
PCB-183	52663-69-1	ng/g	1.14 J	0.597 J	0.478 J	1.96	< 0.069 U	< 0.0707 U	< 0.0677 U	< 0.0704 U	< 0.0724 U	1.41	3.58	0.239	0.215 J	0.629 J	< 0.0645 UJ	0.845
PCB-184	74472-48-3	ng/g	< 0.0492 U	< 0.0492 U	< 0.0464 U	< 0.0512 U	< 0.05 U	< 0.0512 U	< 0.049 U	< 0.051 U	< 0.0524 U	< 0.053 U	< 0.0508 U	< 0.053 U	< 0.0487 U	< 0.0478 U	< 0.044 U	< 0.0481 U
PCB-185	52712-05-7	ng/g	< 0.0722 UJ	< 0.0721 UJ	< 0.068 UJ	< 0.0709 U	< 0.0692 U	< 0.0709 U	< 0.0679 U	< 0.0706 U	< 0.0726 U	< 0.0734 U	1.07	< 0.0734 U	< 0.0714 UJ	< 0.0701 UJ	< 0.0645 UJ	< 0.0705 UJ
PCB-186	74472-49-4	ng/g	< 0.074 U	< 0.0739 U	< 0.0697 U	< 0.064 U	< 0.0624 U	< 0.064 U	< 0.0613 U	< 0.0637 U	< 0.0655 U	< 0.0663 U	< 0.0636 U	< 0.0662 U	< 0.0731 U	< 0.0718 U	< 0.0661 U	< 0.0723 U
PCB-188	74487-85-7	ng/g	< 0.0538 U	< 0.0538 U	< 0.0507 U	< 0.0586 U	< 0.0572 U	< 0.0587 U	< 0.0562 U	< 0.0584 U	< 0.06 U	< 0.0608 U	< 0.0582 U	< 0.0607 U	< 0.0532 U	< 0.0523 U	< 0.0481 U	< 0.0526 U
PCB-189	39635-31-9	ng/g	< 0.0554 UJ	< 0.0553 UJ	< 0.0522 UJ	< 0.0596 U	< 0.0582 U	< 0.0596 U	< 0.0571 U	< 0.0593 U	< 0.061 U	< 0.0618 U	< 0.0592 U	< 0.0617 U	< 0.0547 UJ	< 0.0538 UJ	< 0.0495 UJ	< 0.0541 U
PCB-191	74472-50-7	ng/g	< 0.137 UJ	< 0.137 UJ	< 0.129 UJ	< 0.0539 U	< 0.0526 U	< 0.0539 U	< 0.0516 U	< 0.0536 U	< 0.0552 U	< 0.0558 U	< 0.0535 U	< 0.0558 U	< 0.135 UJ	< 0.133 UJ	< 0.123 UJ	< 0.134 U
PCB-193	69782-91-8	ng/g	0.387 J	0.189 J	< 0.174 UJ	0.498	< 0.0664 U	< 0.068 U	< 0.0651 U	< 0.0677 U	< 0.0696 U	< 0.0705 U	0.917	< 0.0704 U	< 0.183 UJ	< 0.179 UJ	< 0.165 UJ	< 0.18 U
PCB-194	35694-08-7	ng/g	3.8 J	< 0.158 UJ	< 0.149 UJ	7 J	< 0.0839 UJ	< 0.086 UJ	< 0.0823 UJ	< 0.0856 UJ	< 0.088 UJ	< 0.0891 UJ	7.47 J	< 0.089 UJ	< 0.156 UJ	< 0.154 UJ	< 0.141 UJ	4.32 J
PCB-195	52663-78-2	ng/g	0.993 J	< 0.15 UJ	< 0.142 UJ	1.27	< 0.149 U	< 0.152 U	< 0.146 U	< 0.152 U	< 0.156 U	< 0.158 U	1.64	< 0.158 U	< 0.149 UJ	< 0.146 UJ	< 0.135 UJ	< 0.147 U
PCB-196/203	PCB-196/203	ng/g	2.48 J	1.81 J	1.01 J	3.61	< 0.141 U	< 0.144 U	< 0.138 U	< 0.144 U	< 0.148 U	2.91	5.68	< 0.15 U	< 0.131 UJ	< 0.129 UJ	< 0.118 UJ	2.04 J
PCB-197	33091-17-7	ng/g	< 0.0589 U	< 0.0589 U	< 0.0555 U	< 0.0644 UJ	< 0.0628 UJ	< 0.0644 UJ	< 0.0617 UJ	< 0.0641 UJ	< 0.0659 UJ	< 0.0667 UJ	< 0.0639 UJ	< 0.0666 UJ	< 0.0583 UJ	< 0.0572 UJ	< 0.0527 UJ	< 0.0576 UJ
PCB-198	68194-17-2	ng/g	< 0.1 UJ	< 0.1 UJ	< 0.0943 UJ	< 0.104 U	< 0.102 U	< 0.105 U	< 0.1 U	< 0.104 U	< 0.107 U	< 0.108 U	< 0.104 U	< 0.108 U	< 0.0989 U	< 0.0972 U	< 0.0895 U	< 0.0978 UJ
PCB-199	52663-75-9	ng/g	2.42 J	1.41 J	0.967 J	3.41	< 0.098 U	< 0.101 U	< 0.0962 U	< 0.1 U	< 0.103 U	3.02	4.82	< 0.104 U	< 0.0909 UJ	< 0.0893 UJ	< 0.0822 UJ	2.04
PCB-200	52663-73-7	ng/g	< 0.0854 U	< 0.0854 U	< 0.0805 U	< 0.0512 U	< 0.05 U	< 0.0512 U	< 0.049 U	< 0.051 U	< 0.0524 U	< 0.053 U	0.74	< 0.053 U	< 0.0845 UJ	< 0.083 UJ	< 0.0764 UJ	< 0.0835 UJ
PCB-201	40186-71-8	ng/g	< 0.0512 UJ	< 0.0512 UJ	< 0.0483 UJ	< 0.0405 U	< 0.0395 U	< 0.0405 U	< 0.0388 U	< 0.0403 U	< 0.0415 U	< 0.042 U	< 0.0402 U	< 0.0419 U	< 0.0506 UJ	< 0.0498 UJ	< 0.0458 UJ	< 0.05 UJ
PCB-202	2136-99-4	ng/g	0.52 J	< 0.064 UJ	< 0.0604 UJ	< 0.0691 UJ	< 0.0675 UJ	< 0.0692 UJ	< 0.0662 UJ	< 0.0689 UJ	< 0.0708 UJ	< 0.0716 UJ	0.85 J	< 0.0716 UJ	< 0.0633 UJ	< 0.0622 UJ	< 0.0573 UJ	0.407 J
PCB-204	74472-52-9	ng/g	< 0.0991 U	< 0.099 U	< 0.0934 U	< 0.0846 U	< 0.0826 U	< 0.0847 U	< 0.0811 U	< 0.0843 U	< 0.0866 U	< 0.0877 U	< 0.084 U	< 0.0876 U	< 0.098 U	< 0.0962 U	< 0.0886 U	< 0.0968 U
PCB-205	74472-53-0	ng/g	< 0.0548 UJ	< 0.0547 UJ	< 0.0516 UJ	< 0.06 UJ	< 0.0585 UJ	< 0.06 UJ	< 0.0575 UJ	< 0.0597 UJ	< 0.0614 UJ	< 0.0621 UJ	< 0.0596 UJ	< 0.0621 UJ	< 0.0542 UJ	< 0.0532 UJ	< 0.049 UJ	< 0.0535 UJ
PCB-206	40186-72-9	ng/g	1.34 J	0.793 J	0.623 J	1.96	< 0.0561 U	< 0.0575 U	< 0.0551 U	< 0.0573 U	< 0.0589 U	1.49	2.02	0.403	1.55 J	< 0.0511 UJ	< 0.047 UJ	6.21
PCB-207	52663-79-3	ng/g	< 0.0694 UJ	< 0.0694 UJ	< 0.0654 UJ	< 0.076 U	< 0.0742 U	< 0.0761 U	< 0.0728 U	< 0.0757 U	< 0.0778 U	< 0.0788 U	0.188 J	< 0.0787 U	< 0.0686 UJ	< 0.0674 UJ	< 0.0621 UJ	0.413 J
PCB-208	52663-77-1	ng/g	0.44 J	< 0.0694 UJ	< 0.0654 UJ	0.62 J	< 0.0742 UJ	< 0.0761 UJ	< 0.0728 UJ	< 0.0757 UJ	< 0.0778 UJ	< 0.0788 UJ	0.454 J	0.179 J	0.525 J	< 0.0674 UJ	< 0.0621 UJ	2.39
PCB-209	2051-24-3	ng/g	0.684 J	0.436 J	0.303 J	1.21	< 0.0427 U	0.269	< 0.0419 U	< 0.0436 U	< 0.0448 U	0.826	0.691	0.383	1.65 J	0.418 J	< 0.0408 UJ	6.6
Total Decachlorobiphenyls	RA_Total_DECPCB	ng/g	0.684	0.436	0.303	1.21	< 0.0427 U	0.269	< 0.0419 U	< 0.0436 U	< 0.0448 U	0.826	0.691	0.383	1.65	0.418	< 0.0408 U	6.6
Total Dichlorobiphenyls	RA_Total_DIPCB	ng/g	97.605	18.877	8.343	304.77	1.972	1.72	< 0.0864 U	< 0.0898 U	< 0.0923 U	131.92	48.065	< 0.0933 U	< 0.111 U	27.85	3.789	< 0.109 U
Total Heptachlorobiphenyls	RA_Total_HEPPCB	ng/g	21.719	12.758	9.765	33.862	0.52	0.567	< 0.136 U	< 0.142 U	< 0.146 U	26.695	67.049	4.531	2.537	8.319	1.438	13.262
Total Hexachlorobiphenyls	RA_Total_HEXPCB	ng/g	65.241	35.395	26.225	99.653	2.006	2.461	1.057	0.589	< 0.153 U	69.678	221.376	9.541	8.133	36.931	4.682	38.18
Total Monochlorobiphenyls	RA_Total_MONPCB	ng/g	30.68	2.794	0.833	49.188	0.328	0.498	< 0.0496 U	< 0.0515 U	< 0.0530 U	27.65	2.063	< 0.0536 U	< 0.0485 U	< 0.0476 U	0.713	< 0.0479 U
Total Nonachlorobiphenyls	RA_Total_NONPCB	ng/g	1.78	0.793	0.623	2.58	< 0.0742 U	< 0.0761 U	< 0.0728 U	< 0.0757 U	< 0.0778 U	1.49	2.662	0.582	2.075	< 0.0674 U	< 0.0621 U	9.013
Total Octachlorobiphenyls	RA_Total_OCTPCB	ng/g	10.213	3.22	1.977	15.29	< 0.149 U	< 0.152 U	< 0.146 U	< 0.152 U	< 0.156 U	5.93	21.2	< 0.158 U	< 0.156 U	< 0.154 U	< 0.141 U	8.807
Total Pentachlorobiphenyls	RA_Total_PENPCB	ng/g	147.261	93.112	66.62	153.304	2.47	3.297	1.364	< 0.131 U	< 0.135 U	130.57	1248.21	17.313	6.015	54.63	8.592	57.705
Total Tetrachlorobiphenyls	RA_Total_TETPCB	ng/g	156.831	109.4	71.953	179.261	2.289	4.132	2.233	< 0.164 U	< 0.168 U	187.483	2701.77	19.797	1.176	42.45	11.715	25.941
Total Trichlorobiphenyls	RA_Total_TRICPB	ng/g	90.98	41.127	20.046	235.774	1.007	1.448	1.01	< 0.133 U	< 0.137 U	111.16	659.255	3.523	< 0.139 U	29.879	4.148	5.437
Total PCB Congeners	RA_Tot_PCB_Cong	ng/g	622.994	317.912	206.688	1074.89	10.592	14.392	5.664	0.589	< 0.168 U	693.402	4972.35	55.67	21.586	200.477	35.077	164.945
Total PCB TEQ (Bird)	RA-TEQ-B-PCB	ng/g	0.26295539	0.20164244	0.15519945	0.2388057	0.00000628	0.00000797	0.00000375	< 0	< 0	0.15656496	2.4937839	0.0489765	0.00000978	0.04510196	0.000053	0.05546113
Total PCB TEQ (Fish)	RA-TEQ-F-PCB	ng/g	0.000744505	0.00057421	0.00043779	0.00069807	0.00000314	0.000003985	0.000001875	< 0	< 0	0.00045243	0.01354815	0.00012327	0.00000489	0.00015685	0.00000841	0.00016511
Total PCB TEQ (Mammal)	RA-TEQ-M-PCB	ng/g	0.00185703	0.00144526	0.00108674	0.00181842	0.00001884	0.00002391	0.00001125	< 0	< 0	0.00115958	0.1335089	0.00025212	0.00002934	0.0004951	0.00005046	0.00044066
TAL Metals and Mercury																		
Aluminum	7429-90-5	mg/kg	7300 J-	6200 J-	6600 J-	4500 J-	7100 J-	6700 J-	6100 J-	6400 J-	5300 J-	6300 J-	6100 J-	5400 J-	6300 J-	4300 J-	4900 J-	3800
Calcium	7440-70-2	mg/kg	2100	1600	1700	1700	770	650	1100	480	560	930	1100	1200	950	1400	1400	650
Iron	7439-89-6	mg/kg	15000 EB	12000 EB	13000 EB	10000 EB	13000 EB	11000 EB	11000 EB	12000 EB	11000 EB	12000 EB	10000 EB	10000 EB	12000 EB	7200 EB	6500 EB	6200
Magnesium	7439-95-4	mg/kg	3600 J-	2400 J-	2600 J-	1700 J-	2500 J-	2000 J-	2500 J-	2100 J-	1900 J-	2000 J-	2300 J-	2300 J-	2300 J-	1600 J-	1600 J-	1100
Potassium	7440-09-7	mg/kg	360 J-	610 J-	510 J-	310 J-	300 J-	270 J-	280 J-	170 J-	190 J-	240 J-	230 J-	350 J-	200 J-	260 J-	360 J-	130 J
Sodium	7440-23-5	mg/kg	< 510 U	< 500 U	89 J	160 J	< 400 U	< 500 U	< 360 U	< 400 U	< 470 U	< 440 U	< 390 U	< 600 U	< 480 U	< 600 U	< 580 U	< 380 U
Antimony	7440-36-0	mg/kg	1.0	< 0.81 U	< 0.99 U	0.67 J	0.095 J	0.11 J	0.035 J	0.099 J	< 1.0 U	0.25 J	0.14 J	0.17 J	0.25 J	0.10 J	0.079 J	< 1.1 U
Arsenic	7440-38-2	mg/kg	3.0	3.0	3.6	2.2	2.6 J	2.6 J	1.3 J	1.7 J	1.5 J	2.3	2.4	1.8	2.0	0.72 J	0.61 J	5.1
Barium	7440-39-3	mg/kg	45 J+	34 J+	40 J+	27 J+	11 J+	10 J+	9.2 J+	7.2 J+	9.2 J+	19 J+	12 J+	19 J+	17 J+	19 J+	18 J+	32
Beryllium	7440-41-7	mg/kg	< 0.46 UJ	< 0.40 UJ	< 0.50 UJ	< 0.77 UJ	0.20 J-	0.22 J-	0.16 J-	0.21 J-	0.22 J-	< 0.43 UJ	< 0.47 UJ	< 0.61 UJ	< 0.52 UJ	0.19 J-	0.20 J-	< 0.54 U

Table 12
Phase 2 Reach Floodplain Soil Analytical Results
Phase 2 Data Evaluation Summary Memorandum
Lower Neponset River
Boston and Milton, Massachusetts

Analyte	CAS Number	Units	24D-0106 24D-0106-AS 5/28/2024 N 0 - 1 ft	24D-0106 24D-0106-BS 5/28/2024 N 1 - 2 ft	24D-0106 24D-0106-CS 5/28/2024 N 2 - 2.5 ft	24D-0107 24D-0107-AS 5/24/2024 N 0 - 0.5 ft	24D-0108 24D-0108-AD 5/23/2024 FD 0 - 1 ft	24D-0108 24D-0108-AS 5/23/2024 N 0 - 1 ft	24D-0108 24D-0108-BS 5/23/2024 N 1 - 2 ft	24D-0109 24D-0109-AS 5/23/2024 N 0 - 1 ft	24D-0109 24D-0109-BS 5/23/2024 N 1 - 1.7 ft	24D-0110 24D-0110-AS 5/24/2024 N 0 - 1 ft	24D-0110 24D-0110-BS 5/24/2024 N 1 - 1.8 ft	24D-0111 24D-0111-AS 5/24/2024 N 0 - 1 ft	24D-0111 24D-0111-BS 5/24/2024 N 1 - 1.8 ft	24D-0112 24D-0112-AS 5/23/2024 N 0 - 1 ft	24D-0112 24D-0112-BS 5/23/2024 N 1 - 1.4 ft	24D-0113 24D-0113-AD 6/13/2024 FD 0 - 1 ft
Cadmium	7440-43-9	mg/kg	0.19 J-	0.13 J-	0.16 J-	0.25 J-	< 0.37 UJ	0.087 J-	< 0.39 UJ	< 0.43 UJ	< 0.50 UJ	0.16 J-	< 0.47 UJ	< 0.61 UJ	< 0.52 UJ	0.088 J-	< 0.57 UJ	0.12 J
Chromium, Total	7440-47-3	mg/kg	19 JEB	16 JEB	19 JEB	22 JEB	7.0 JEB	8.1 JEB	5.0 JEB	7.8 JEB	5.3 JEB	15 JEB	11 JEB	12 JEB	12 JEB	7.2 JEB	6.7 JEB	59 EB
Cobalt	7440-48-4	mg/kg	4.1 J+	4.3 J+	5.8 J+	2.7 J+	5.2 J+	4.4 J+	2.9 J+	4.2 J+	4.3 J+	4.3 J+	3.1 J+	4.9 J+	5.2 J+	2.4 J+	2.7 J+	3.2
Copper	7440-50-8	mg/kg	36 J-	36 J-	41 J-	28 J-	12 J	12 J	8.7 J	9.5 J	9.9 J	20 J-	18 J-	18 J-	19 J-	15 J	9.6 J	52
Lead	7439-92-1	mg/kg	71 J+	46 J+	46 J+	60 J+	10 J+	9.9 J+	3.6 J+	11 J+	4.6 J+	36 J+	19 J+	30 J+	22 J+	23 J+	9.4 J+	91
Manganese	7439-96-5	mg/kg	250 JEB	270 JEB	450 JEB	170 JEB	310 JEB	190 JEB	120 JEB	320 JEB	340 JEB	250 JEB	190 JEB	130 JEB	250 JEB	130 JEB	140 JEB	94 EB
Nickel	7440-02-0	mg/kg	9.8	8.0	9.6	7.4	6.6	8.4	5.1	6.0	4.9	7.6	6.3	10	6.0	3.2	4.4	5.1
Selenium	7782-49-2	mg/kg	0.29 J	< 2.0 U	0.38 J	< 3.8 U	< 1.8 U	< 2.3 U	< 2.0 U	< 2.1 U	< 2.5 U	< 2.2 U	< 2.3 U	< 3.1 U	< 2.6 U	< 2.6 U	< 2.8 U	< 2.7 UJ
Silver	7440-22-4	mg/kg	0.32 J	0.23 J	0.23 J	0.22 J	0.037 J	< 0.46 U	< 0.39 U	< 0.43 U	< 0.50 U	0.086 J	0.084 J	< 0.61 U	0.077 J	0.051 J	< 0.57 U	0.28 J
Thallium	7440-28-0	mg/kg	0.073 J	0.056 J	0.069 J	< 0.77 U	0.026 J	0.032 J	< 0.39 U	< 0.43 U	< 0.50 U	< 0.43 U	< 0.47 U	< 0.61 U	0.036 J	< 0.52 U	< 0.57 U	< 0.54 U
Vanadium	7440-62-2	mg/kg	22	17	19	16	14	13	7.4	16	10	24	17	33	18	8.1	11	18
Zinc	7440-66-6	mg/kg	63 EB	50 EB	54 EB	53 EB	22 EB	24 EB	18 EB	16 EB	23 EB	38 EB	24 EB	38 EB	23 EB	24 EB	20 EB	28 EB
Mercury	7439-97-6	mg/kg	0.38 J-	0.21 J-	0.17 J-	0.22 J-	0.049 J-	0.047 J-	0.016 J-	0.063 J-	< 0.098 UJ	0.17 J-	0.11 J-	0.10 J-	0.080 J-	0.076 J-	< 0.13 UJ	0.78
TCL VOCs																		
1,1,1-Trichloroethane (TCA)	71-55-6	ug/kg	< 6.6 UJ	< 4.8 UJ	< 5.9 UJ	< 9.2 UJ	< 5.1 U	< 5.2 U	< 5.3 U	< 5.9 U	< 6.0 U	< 5.5 UJ	< 5.6 UJ	< 5.4 UJ	< 5.2 U	< 4.7 U	< 6.2 U	< 5.3 U
1,1,2,2-TETRACHLOROETHANE	79-34-5	ug/kg	< 6.6 U	< 4.8 U	< 5.9 U	< 9.2 U	< 5.1 U	< 5.2 U	< 5.3 U	< 5.9 U	< 6.0 U	< 5.5 U	< 5.6 U	< 5.4 U	< 5.2 U	< 4.7 U	< 6.2 U	< 5.3 U
1,1,2-TRICHLORO-1,2,2-TRIFLUOROETHANE	76-13-1	ug/kg	< 6.6 UJ	< 4.8 UJ	< 5.9 UJ	< 9.2 UJ	< 5.1 U	< 5.2 U	< 5.3 U	< 5.9 U	< 6.0 U	< 5.5 UJ	< 5.6 UJ	< 5.4 UJ	< 5.2 U	< 4.7 U	< 6.2 U	< 5.3 U
1,1,2-Trichloroethane	79-00-5	ug/kg	< 6.6 U	< 4.8 U	< 5.9 U	< 9.2 U	< 5.1 U	< 5.2 U	< 5.3 U	< 5.9 U	< 6.0 U	< 5.5 U	< 5.6 U	< 5.4 U	< 5.2 U	< 4.7 U	< 6.2 U	< 5.3 U
1,1-Dichloroethane	75-34-3	ug/kg	< 6.6 U	< 4.8 U	< 5.9 U	< 9.2 U	< 5.1 U	< 5.2 U	< 5.3 U	< 5.9 U	< 6.0 U	< 5.5 U	< 5.6 U	< 5.4 U	< 5.2 U	< 4.7 U	< 6.2 U	< 5.3 U
1,1-Dichloroethene	75-35-4	ug/kg	< 6.6 UJ	< 4.8 UJ	< 5.9 UJ	< 9.2 UJ	< 5.1 U	< 5.2 U	< 5.3 U	< 5.9 U	< 6.0 U	< 5.5 UJ	< 5.6 UJ	< 5.4 UJ	< 5.2 UJ	< 4.7 U	< 6.2 U	< 5.3 U
1,2,3-Trichlorobenzene	87-61-6	ug/kg	< 6.6 U	< 4.8 UJ	< 5.9 UJ	< 9.2 U	< 5.1 U	< 5.2 U	< 5.3 U	< 5.9 U	< 6.0 U	< 5.5 U	< 5.6 UJ	< 5.4 UJ	< 5.2 U	< 4.7 U	< 6.2 U	< 5.3 U
1,2,3-TRICHLOROPROPANE	96-18-4	ug/kg	< 6.6 U	< 4.8 UJ	< 5.9 UJ	< 9.2 U	< 5.1 U	< 5.2 U	< 5.3 U	< 5.9 U	< 6.0 U	< 5.5 U	< 5.6 UJ	< 5.4 UJ	< 5.2 U	< 4.7 U	< 6.2 U	< 5.3 U
1,2,4-TRICHLOROBENZENE	120-82-1	ug/kg	< 6.6 U	< 4.8 UJ	< 5.9 UJ	< 9.2 U	< 5.1 U	< 5.2 U	< 5.3 U	< 5.9 U	< 6.0 U	< 5.5 U	< 5.6 UJ	< 5.4 UJ	< 5.2 U	< 4.7 U	< 6.2 U	< 5.3 U
1,2,4-Trimethylbenzene	95-63-6	ug/kg	< 6.6 U	< 4.8 U	< 5.9 U	< 9.2 U	< 5.1 U	< 5.2 U	< 5.3 U	< 5.9 U	< 6.0 U	< 5.5 U	< 5.6 U	< 5.4 U	< 5.2 U	< 4.7 U	< 6.2 U	< 5.3 U
1,2-Dibromo-3-Chloropropane	96-12-8	ug/kg	< 6.6 U	< 4.8 U	< 5.9 U	< 9.2 U	< 5.1 U	< 5.2 U	< 5.3 U	< 5.9 U	< 6.0 U	< 5.5 U	< 5.6 U	< 5.4 U	< 5.2 U	< 4.7 U	< 6.2 U	< 5.3 U
1,2-Dibromoethane (Ethylene Dibromide)	106-93-4	ug/kg	< 6.6 UJ	< 4.8 UJ	< 5.9 UJ	< 9.2 UJ	< 5.1 U	< 5.2 U	< 5.3 U	< 5.9 U	< 6.0 U	< 5.5 UJ	< 5.6 UJ	< 5.4 UJ	< 5.2 U	< 4.7 U	< 6.2 U	< 5.3 U
1,2-Dichlorobenzene	95-50-1	ug/kg	< 6.6 U	< 4.8 UJ	< 5.9 UJ	< 9.2 U	< 5.1 U	< 5.2 U	< 5.3 U	< 5.9 U	< 6.0 U	< 5.5 U	< 5.6 UJ	< 5.4 UJ	< 5.2 U	< 4.7 U	< 6.2 U	< 5.3 U
1,2-Dichloroethane	107-06-2	ug/kg	< 6.6 UJ	< 4.8 UJ	< 5.9 UJ	< 9.2 UJ	< 5.1 U	< 5.2 U	< 5.3 U	< 5.9 U	< 6.0 U	< 5.5 UJ	< 5.6 UJ	< 5.4 UJ	< 5.2 U	< 4.7 U	< 6.2 U	< 5.3 U
1,2-DICHLOROPROPANE	78-87-5	ug/kg	< 6.6 U	< 4.8 UJ	< 5.9 UJ	< 9.2 U	< 5.1 U	< 5.2 U	< 5.3 U	< 5.9 U	< 6.0 U	< 5.5 U	< 5.6 UJ	< 5.4 UJ	< 5.2 U	< 4.7 U	< 6.2 U	< 5.3 U
1,3,5-Trimethylbenzene (Mesitylene)	108-67-8	ug/kg	< 6.6 U	< 4.8 U	< 5.9 U	< 9.2 U	< 5.1 U	< 5.2 U	< 5.3 U	< 5.9 U	< 6.0 U	< 5.5 U	< 5.6 U	< 5.4 U	< 5.2 U	< 4.7 U	< 6.2 U	< 5.3 U
1,3-DICHLOROBENZENE	541-73-1	ug/kg	< 6.6 U	< 4.8 UJ	< 5.9 UJ	< 9.2 U	< 5.1 U	< 5.2 U	< 5.3 U	< 5.9 U	< 6.0 U	< 5.5 U	< 5.6 UJ	< 5.4 UJ	< 5.2 U	< 4.7 U	< 6.2 U	< 5.3 U
1,4-DICHLOROBENZENE	106-46-7	ug/kg	< 6.6 U	< 4.8 UJ	< 5.9 UJ	< 9.2 U	< 5.1 U	< 5.2 U	< 5.3 U	< 5.9 U	< 6.0 U	< 5.5 U	< 5.6 UJ	< 5.4 UJ	< 5.2 U	< 4.7 U	< 6.2 U	< 5.3 U
2-HEXANONE	591-78-6	ug/kg	< 13 U	< 9.7 U	< 12 U	< 18 U	< 10 U	< 10 U	< 11 U	< 12 U	< 12 U	< 11 U	< 11 U	< 11 U	< 10 U	< 9.5 U	< 12 U	< 11 U
ACETONE	67-64-1	ug/kg	< 13 U	< 9.7 U	< 12 U	< 18 U	< 10 U	< 10 U	< 11 U	< 12 U	< 12 U	< 11 U	< 11 U	< 11 U	< 10 U	< 9.5 U	< 12 U	< 11 U
Benzene	71-43-2	ug/kg	< 6.6 U	< 4.8 U	< 5.9 U	< 9.2 U	< 5.1 U	< 5.2 U	< 5.3 U	< 5.9 U	< 6.0 U	< 5.5 U	< 5.6 U	< 5.4 U	< 5.2 U	< 4.7 U	< 6.2 U	< 5.3 U
BROMOCHLOROMETHANE	74-97-5	ug/kg	< 6.6 U	< 4.8 U	< 5.9 U	< 9.2 U	< 5.1 U	< 5.2 U	< 5.3 U	< 5.9 U	< 6.0 U	< 5.5 U	< 5.6 U	< 5.4 U	< 5.2 U	< 4.7 U	< 6.2 U	< 5.3 U
BROMODICHLOROMETHANE	75-27-4	ug/kg	< 6.6 U	< 4.8 UJ	< 5.9 UJ	< 9.2 U	< 5.1 U	< 5.2 U	< 5.3 U	< 5.9 U	< 6.0 U	< 5.5 U	< 5.6 UJ	< 5.4 UJ	< 5.2 U	< 4.7 U	< 6.2 U	< 5.3 U
BROMOFORM	75-25-2	ug/kg	< 6.6 U	< 4.8 U	< 5.9 U	< 9.2 U	< 5.1 U	< 5.2 U	< 5.3 U	< 5.9 U	< 6.0 U	< 5.5 U	< 5.6 U	< 5.4 U	< 5.2 U	< 4.7 U	< 6.2 U	< 5.3 U
BROMOMETHANE	74-83-9	ug/kg	< 6.6 U	< 4.8 U	< 5.9 U	< 9.2 U	< 5.1 U	< 5.2 U	< 5.3 U	< 5.9 U	< 6.0 U	< 5.5 U	< 5.6 U	< 5.4 U	< 5.2 U	< 4.7 U	< 6.2 U	< 5.3 U
CARBON DISULFIDE	75-15-0	ug/kg	< 6.6 U	< 4.8 U	< 5.9 U	< 9.2 U	< 5.1 UJ	< 5.2 UJ	< 5.3 UJ	< 5.9 UJ	< 6.0 UJ	< 5.5 U	< 5.6 U	< 5.4 U	< 5.2 U	< 4.7 UJ	< 6.2 UJ	< 5.3 U
CARBON TETRACHLORIDE	56-23-5	ug/kg	< 6.6 UJ	< 4.8 UJ	< 5.9 UJ	< 9.2 UJ	< 5.1 U	< 5.2 U	< 5.3 U	< 5.9 U	< 6.0 U	< 5.5 UJ	< 5.6 UJ	< 5.4 UJ	< 5.2 U	< 4.7 U	< 6.2 U	< 5.3 U
Chlorobenzene	108-90-7	ug/kg	< 6.6 U	< 4.8 UJ	< 5.9 UJ	< 9.2 U	< 5.1 U	< 5.2 U	< 5.3 U	< 5.9 U	< 6.0 U	< 5.5 U	< 5.6 UJ	< 5.4 UJ	< 5.2 U	< 4.7 U	< 6.2 U	< 5.3 U
CHLOROETHANE	75-00-3	ug/kg	< 6.6 U	< 4.8 U	< 5.9 U	< 9.2 U	< 5.1 U	< 5.2 U	< 5.3 U	< 5.9 U	< 6.0 U	< 5.5 U	< 5.6 U	< 5.4 U	< 5.2 U	< 4.7 U	< 6.2 U	< 5.3 U
Chloroform	67-66-3	ug/kg	< 6.6 U	< 4.8 U	< 5.9 U	< 9.2 U	< 5.1 U	< 5.2 U	< 5.3 U	< 5.9 U	< 6.0 U	< 5.5 U	< 5.6 U	< 5.4 U	< 5.2 U	< 4.7 U	< 6.2 U	< 5.3 U
CHLOROMETHANE	74-87-3	ug/kg	< 6.6 U	< 4.8 U	< 5.9 U	< 9.2 U	< 5.1 U	< 5.2 U	< 5.3 U	< 5.9 U	< 6.0 U	< 5.5 U	< 5.6 U	< 5.4 U	< 5.2 U	< 4.7 U	< 6.2 U	< 5.3 U
CIS-1,2-DICHLOROETHYLENE	156-59-2	ug/kg	< 6.6 U	< 4.8 U	< 5.9 U	< 9.2 U	< 5.1 U	< 5.2 U	< 5.3 U	< 5.9 U	< 6.0 U	< 5.5 U	< 5.6 U	< 5.4 U	< 5.2 U	< 4.7 U	< 6.2 U	< 5.3 U
cis-1,3-Dichloropropene	10061-01-5	ug/kg	< 6.6 U	< 4.8 U	< 5.9 U	< 9.2 U	< 5.1 U	< 5.2 U	< 5.3 U	< 5.9 U	< 6.0 U	< 5.5 U	< 5.6 U	< 5.4 U	< 5.2 U	< 4.7 U	< 6.2 U	< 5.3 U
Cyclohexane	110-82-7	ug/kg	< 6.6 U	< 4.8 UJ	< 5.9 UJ	< 9.2 U	< 5.1 U	< 5.2 U	< 5.3 UJ	< 5.9 U	< 6.0 U	< 5.5 U	< 5.6 UJ	< 5.4 UJ	< 5.2 U	< 4.7 U	< 6.2 UJ	< 5.3 U
DIBROMOCHLOROMETHANE	124-48-1	ug/kg	< 6.6 U	< 4.8 U	< 5.9 U	< 9.2 U	< 5.1 U	< 5.2 U	< 5.3 U	< 5.9 U	< 6.0 U	< 5.5 U	< 5.6 U	< 5.4 U	< 5.2 U	< 4.7 U	< 6.2 U	< 5.3 U
Dichlorodifluoromethane	75-71-8	ug/kg	< 6.6 U	< 4.8 U	< 5.9 U	< 9.2 U	< 5.1 U	< 5.2 U	< 5.3 U	< 5.9 U	< 6.0 U	< 5.5 U	< 5.6 U	< 5.4 U	< 5.2 U	< 4.7 U	< 6.2 U	< 5.3 U
Ethylbenzene	100-41-4	ug/kg	< 6.6 U	< 4.8 U	< 5.9 U	< 9.2 U	< 5.1 U	< 5.2 U	< 5.3 U	< 5.9 U	< 6.0 U	< 5.5 U	< 5.6 U	< 5.4 U	< 5.2 U	< 4.7 U	< 6.2 U	< 5.3 U
Isopropylbenzene (Cumene)	98-82-8	ug/kg	< 6.6 U	< 4.8 U	< 5.9 U	< 9.2 U	< 5.1 U	< 5.2 U	< 5.3 U	< 5.9 U	< 6.0 U	< 5.5 U	< 5.6 U	< 5.4 U	< 5.2 U	< 4.7 U	< 6.2 U	< 5.3 U
m,p-Xylene	179601-23-1	ug/kg	< 6.6 U	< 4.8 U	< 5.9 U	< 9.2 U	< 5.1 U	< 5.2 U	< 5.3 U	< 5.9 U	< 6.0 U	< 5.5 U	< 5.6 U	< 5.4 U	< 5.2 U	< 4.7 U	< 6.2 U	< 5.3 U
METHYL ACETATE	79-20-9	ug/kg	< 6.6 UJ	< 4.8 UJ	< 5.9 UJ	< 9.2 UJ	< 5.1 U	< 5.2 U	< 5.3 U	< 5.9 U	< 6.0 U	< 5.5 UJ	< 5.6 UJ	< 5.4 UJ	< 5.2 U	< 4.7 U	< 6.2 U	< 5.3 U
Methyl Ethyl Ketone (2-Butanone)	78-93-3	ug/kg	< 13 U	< 9.7 U	< 12 U	< 18 U	< 10 U	< 10 U	< 11 U	< 12 U	< 12 U	< 11 U	< 11 U	< 11 U	< 10 U	< 9.5 U	< 12 U	< 11 U
METHYL ISOBUTYL KETONE (4-METHYL-2-PENTANONE)	108-10-1	ug/kg	< 13 U	< 9.7 U	< 12 U	< 18 U	< 10 U	< 10 U	< 11 U	< 12 U	< 12 U	< 11 U	< 11 U	< 11 U	< 10 U	< 9.5 U	< 12 U	< 11 U
Methylcyclohexane	108-87-2	ug/kg	< 6.6 U	< 4.8 UJ	< 5.9 UJ	< 9.2 U	< 5.1 U	< 5.2 U	< 5.3 U	< 5.9 U	< 6.0 U	< 5.5 U	< 5.6 UJ	< 5.4 UJ	< 5.2 U	< 4.7 U	< 6.2 U	< 5.3 U
Methylene Chloride	75-09-2	ug/kg	< 6.6 UJ	< 4.8 UJ	< 5.9 UJ	< 9.2 UJ	6.0 J+	5.8 J+	< 5.3 U	< 5.9 U	6.7 J+	< 5.5 UJ	< 5.6 UJ	< 5.4 UJ	< 5.2 U	4.9 J+	< 6.2 U	< 5.3 U
o-Xylene (1,2-Dimethylbenzene)	95-47-6	ug/kg	< 6.6 U	< 4.8 U	< 5.9 U	< 9.2 U	< 5.1 U	< 5.2 U	< 5.3 U	< 5.9 U	< 6.0 U	< 5.5 U	< 5.6 U	< 5.4 U	< 5.2 U	< 4.7 U	< 6.2 U	< 5.3 U
Styrene	100-42-5	ug/kg	< 6.6 U	< 4.8 U	< 5.9 U	< 9.2 U	< 5.1 U	< 5.2 U	< 5.3 U	< 5.9 U	< 6.0 U	< 5.5 U	< 5.6 U	< 5.4 U	< 5.2 U	< 4.7 U	< 6.2 U	< 5.3 U
TERT-BUTYL METHYL ETHER	1634-04-4	ug/kg	< 6.6 UJ	< 4.8 UJ	< 5.9 UJ	< 9.2 UJ	< 5.1 U	< 5.2 U	< 5.3 U	< 5.9 U	< 6.0 U	< 5.5 UJ	< 5.6 UJ	< 5.4 UJ	< 5.2 U	< 4.7 U	< 6.2 U	< 5.3 U
Tetrachloroethylene (PCE)	127-18-4	ug/kg	< 6.6 U	< 4.8 U	< 5.9 U	< 9.2 U	< 5.1 U	< 5.2 U	< 5.3 U	< 5.9 U	< 6.0 U	< 5.5 U	< 5.6 U	< 5.4 U	< 5.2 U	< 4.7 U	< 6.2 U	< 5.3 U
Toluene	108-88-3	ug/kg	< 6.6 U	< 4.8 U	< 5.9 U	< 9.2 U	< 5.1 U	< 5.2 U	< 5.3 U	< 5.9 U	< 6.0 U	< 5.5 U	< 5.6 U	< 5.4 U	< 5.2 U	< 4.7 U	< 6.2 U	< 5.3 U
Trans-1,2-Dichloroethylene	156-60-5	ug/kg	< 6.6 U	< 4.8 U	< 5.9 U	< 9.2 U	< 5.1 U	< 5.2 U	< 5.3 U	< 5.9 U	< 6.0 U	< 5.5 U	< 5.6 U	< 5.4 U	< 5.2 U	< 4.7 U	< 6.2 U	< 5.3 U
Trans-1,3-Dichloropropene	10061-02-6	ug/kg	< 6.6 U	< 4.8 U	< 5.9 U	< 9.2 U	< 5.1 U	< 5.2 U	< 5.3 U	< 5.9 U	< 6.0 U	< 5.5 U	< 5.6 U	< 5.4 U	< 5.2 U	< 4.7 U	< 6.2 U	< 5.3 U
Trichloroethylene (TCE)	79-01-6	ug/kg	< 6.6 U	< 4.8 U	< 5.9 U	< 9.2 U	< 5.1 U	< 5.2 U	< 5.3 U	< 5.9 U	< 6.0 U	< 5.5 U	< 5.6 U	< 5.4 U	< 5.2 U	< 4.7 U	< 6.2 U	< 5.3 U
Trichlorofluoromethane	75-69-4	ug/kg	< 6.6 UJ	< 4.8 UJ	< 5.9 UJ	< 9.2 UJ	< 5.1 U	< 5.2 U	< 5.3 U	< 5.9 U	< 6.0 U	< 5.5 UJ	< 5.6 UJ	< 5.4 UJ	< 5.2 U	< 4.7 U	< 6.2 U	< 5.3 U
Vinyl Chloride	75-01-4	ug/kg	< 6.6 U	< 4.8 U	< 5.9 U	< 9.2 U	< 5.1 U	< 5.2 U	< 5.3 U	< 5.9 U	< 6.0 U	< 5.5 U	< 5.6 U	< 5.4 U	< 5.2 U	< 4.7 U	< 6.2 U	< 5.3 U

Table 12
Phase 2 Reach Floodplain Soil Analytical Results
Phase 2 Data Evaluation Summary Memorandum
Lower Neponset River
Boston and Milton, Massachusetts

			24D-0106 24D-0106-AS 5/28/2024 N 0 - 1 ft	24D-0106 24D-0106-BS 5/28/2024 N 1 - 2 ft	24D-0106 24D-0106-CS 5/28/2024 N 2 - 2.5 ft	24D-0107 24D-0107-AS 5/24/2024 N 0 - 0.5 ft	24D-0108 24D-0108-AD 5/23/2024 FD 0 - 1 ft	24D-0108 24D-0108-AS 5/23/2024 N 0 - 1 ft	24D-0108 24D-0108-BS 5/23/2024 N 1 - 2 ft	24D-0109 24D-0109-AS 5/23/2024 N 0 - 1 ft	24D-0109 24D-0109-BS 5/23/2024 N 1 - 1.7 ft	24D-0110 24D-0110-AS 5/24/2024 N 0 - 1 ft	24D-0110 24D-0110-BS 5/24/2024 N 1 - 1.8 ft	24D-0111 24D-0111-AS 5/24/2024 N 0 - 1 ft	24D-0111 24D-0111-BS 5/24/2024 N 1 - 1.8 ft	24D-0112 24D-0112-AS 5/23/2024 N 0 - 1 ft	24D-0112 24D-0112-BS 5/23/2024 N 1 - 1.4 ft	24D-0113 24D-0113-AD 6/13/2024 FD 0 - 1 ft
Analyte	CAS Number	Units																	
TCL SVOCs																			
1,2,4,5-TETRACHLOROBENZENE	95-94-3	ug/kg	< 200 UJ	< 190 UJ	< 190 UJ	< 260 UJ	< 190 U	< 200 U	< 180 U	< 200 U	< 190 U	< 210 UJ	< 200 UJ	< 210 UJ	< 190 UJ	< 210 U	< 220 U	< 190 U
1,4-Dioxane (P-Dioxane)	123-91-1	ug/kg	< 80 U	< 73 U	< 73 U	< 100 U	< 73 U	< 78 U	< 71 U	< 79 U	< 75 U	< 81 U	< 77 U	< 83 U	< 74 U	< 81 U	< 87 U	< 74 U
1-Methylnaphthalene	90-12-0	ug/kg	63	6.1	1.1 J	5.8	1.5 J	1.7 J	< 3.5 U	0.87 J	< 3.7 U	2.3 J	0.83 J	84 J	6.2	1.2 J	< 4.3 U	25 J
2,3,4,6-TETRACHLOROPHENOL	58-90-2	ug/kg	< 200 U	< 190 U	< 190 U	< 260 U	< 190 U	< 200 U	< 180 U	< 200 U	< 190 U	< 210 U	< 200 U	< 210 U	< 190 U	< 210 U	< 220 U	< 190 U
2,4,5-TRICHLOROPHENOL	95-95-4	ug/kg	< 200 U	< 190 U	< 190 U	< 260 U	< 190 U	< 200 U	< 180 U	< 200 U	< 190 U	< 210 U	< 200 U	< 210 U	< 190 U	< 210 U	< 220 U	< 190 U
2,4,6-TRICHLOROPHENOL	88-06-2	ug/kg	< 200 U	< 190 U	< 190 U	< 260 U	< 190 U	< 200 U	< 180 U	< 200 U	< 190 U	< 210 U	< 200 U	< 210 U	< 190 U	< 210 U	< 220 U	< 190 U
2,4-DICHLOROPHENOL	120-83-2	ug/kg	< 200 U	< 190 U	< 190 U	< 260 U	< 190 U	< 200 U	< 180 U	< 200 U	< 190 U	< 210 U	< 200 U	< 210 U	< 190 U	< 210 U	< 220 U	< 190 U
2,4-DIMETHYLPHENOL	105-67-9	ug/kg	< 200 UJ	< 190 UJ	< 190 UJ	< 260 UJ	< 190 U	< 200 U	< 180 U	< 200 U	< 190 U	< 210 UJ	< 200 UJ	< 210 UJ	< 190 UJ	< 210 U	< 220 U	< 190 UJ
2,4-DINITROPHENOL	51-28-5	ug/kg	< 390 U	< 360 U	< 360 U	< 510 U	< 360 U	< 380 U	< 350 U	< 390 U	< 370 U	< 400 U	< 380 U	< 410 U	< 370 U	< 400 U	< 430 U	< 370 U
2,4-DINITROTOLUENE	121-14-2	ug/kg	< 200 U	< 190 U	< 190 U	< 260 U	< 190 U	< 200 U	< 180 U	< 200 U	< 190 U	< 210 U	< 200 U	< 210 U	< 190 U	< 210 U	< 220 U	< 190 U
2,6-DINITROTOLUENE	606-20-2	ug/kg	< 200 U	< 190 U	< 190 U	< 260 U	< 190 U	< 200 U	< 180 U	< 200 U	< 190 U	< 210 U	< 200 U	< 210 U	< 190 U	< 210 U	< 220 U	< 190 U
2-CHLORONAPHTHALENE	91-58-7	ug/kg	< 200 U	< 190 U	< 190 U	< 260 U	< 190 U	< 200 U	< 180 U	< 200 U	< 190 U	< 210 U	< 200 U	< 210 U	< 190 U	< 210 U	< 220 U	< 190 U
2-CHLOROPHENOL	95-57-8	ug/kg	< 200 U	< 190 U	< 190 U	< 260 U	< 190 U	< 200 U	< 180 U	< 200 U	< 190 U	< 210 U	< 200 U	< 210 U	< 190 U	< 210 U	< 220 U	< 190 U
2-Methylnaphthalene	91-57-6	ug/kg	75	8.0	1.5 J	7.0	2.2 J	2.4 J	< 3.5 U	< 3.9 U	< 3.7 U	3.2 J	1.0 J	94 J	7.6	1.6 J	< 4.3 U	39 JEB
2-METHYLPHENOL (O-CRESOL)	95-48-7	ug/kg	< 390 U	< 360 U	< 360 U	< 510 U	< 360 U	< 380 U	< 350 U	< 390 U	< 370 U	< 400 U	< 380 U	< 410 U	< 370 U	< 400 U	< 430 U	< 370 U
2-NITROANILINE	88-74-4	ug/kg	< 200 U	< 190 U	< 190 U	< 260 U	< 190 U	< 200 U	< 180 U	< 200 U	< 190 U	< 210 U	< 200 U	< 210 U	< 190 U	< 210 U	< 220 U	< 190 U
2-NITROPHENOL	88-75-5	ug/kg	< 200 U	< 190 U	< 190 U	< 260 U	< 190 U	< 200 U	< 180 U	< 200 U	< 190 U	< 210 U	< 200 U	< 210 U	< 190 U	< 210 U	< 220 U	< 190 U
3,3'-DICHLOROBENZIDINE	91-94-1	ug/kg	< 390 U	< 360 U	< 360 U	< 510 U	< 360 U	< 380 U	< 350 U	< 390 U	< 370 U	< 400 U	< 380 U	< 410 U	< 370 U	< 400 U	< 430 U	< 370 U
3-NITROANILINE	99-09-2	ug/kg	< 390 U	< 360 U	< 360 U	< 510 U	< 360 U	< 380 U	< 350 U	< 390 U	< 370 U	< 400 U	< 380 U	< 410 U	< 370 U	< 400 U	< 430 U	< 370 U
4,6-DINITRO-2-METHYLPHENOL	534-52-1	ug/kg	< 390 U	< 360 U	< 360 U	< 510 U	< 360 U	< 380 U	< 350 U	< 390 U	< 370 U	< 400 U	< 380 U	< 410 U	< 370 U	< 400 U	< 430 U	< 370 U
4-BROMOPHENYL PHENYL ETHER	101-55-3	ug/kg	< 200 U	< 190 U	< 190 U	< 260 U	< 190 U	< 200 U	< 180 U	< 200 U	< 190 U	< 210 U	< 200 U	< 210 U	< 190 U	< 210 U	< 220 U	< 190 U
4-CHLORO-3-METHYLPHENOL	59-50-7	ug/kg	< 200 U	< 190 U	< 190 U	< 260 U	< 190 U	< 200 U	< 180 U	< 200 U	< 190 U	< 210 U	< 200 U	< 210 U	< 190 U	< 210 U	< 220 U	< 190 U
4-CHLOROANILINE	106-47-8	ug/kg	< 390 U	< 360 U	< 360 U	< 510 U	< 360 U	< 380 U	< 350 U	< 390 U	< 370 U	< 400 U	< 380 U	< 410 U	< 370 U	< 400 U	< 430 U	< 370 U
4-CHLOROPHENYL PHENYL ETHER	7005-72-3	ug/kg	< 200 U	< 190 U	< 190 U	< 260 U	< 190 U	< 200 U	< 180 U	< 200 U	< 190 U	< 210 U	< 200 U	< 210 U	< 190 U	< 210 U	< 220 U	< 190 U
4-METHYLPHENOL (P-CRESOL)	106-44-5	ug/kg	< 390 U	< 360 U	< 360 U	< 510 U	< 360 U	< 380 U	< 350 U	< 390 U	< 370 U	< 400 U	< 380 U	< 410 U	< 370 U	< 400 U	45 J	< 370 U
4-Nitroaniline	100-01-6	ug/kg	< 390 U	< 360 U	< 360 U	< 510 U	< 360 U	< 380 U	< 350 U	< 390 U	< 370 U	< 400 U	< 380 U	< 410 U	< 370 U	< 400 U	< 430 U	< 370 U
4-NITROPHENOL	100-02-7	ug/kg	< 390 U	< 360 U	< 360 U	< 510 U	< 360 U	< 380 U	< 350 U	< 390 U	< 370 U	< 400 U	< 380 U	< 410 U	< 370 U	< 400 U	< 430 U	< 370 U
Acenaphthene	83-32-9	ug/kg	370	16	4.2	25	5.2 J	5.4 J	< 3.5 UJ	3.8 J	< 3.7 UJ	8.7	1.4 J	57 J	14	7.6 J	0.95 J	49 J
ACENAPHTHYLENE	208-96-8	ug/kg	14	7.1	3.4 J	31	2.6 J	3.5 J	< 3.5 U	1.7 J	< 3.7 U	10	3.8	500	20	11	1.5 J	98 J
Acetophenone	98-86-2	ug/kg	< 390 U	< 360 U	< 360 U	< 510 U	< 360 U	< 380 U	< 350 U	< 390 U	< 370 U	< 400 U	< 380 U	< 410 U	< 370 U	< 400 U	< 430 U	65 J
ANTHRACENE	120-12-7	ug/kg	650	41	10	100	16	23	1.2 J	13	< 3.7 U	27	5.6	820	43	30	3.9 J	240
ATRAZINE	1912-24-9	ug/kg	< 390 U	< 360 U	< 360 U	< 510 U	< 360 U	< 380 U	< 350 U	< 390 U	< 370 U	< 400 U	< 380 U	< 410 U	< 370 U	< 400 U	< 430 U	< 370 U
BENZALDEHYDE	100-52-7	ug/kg	< 390 U	< 360 U	< 360 U	< 510 U	< 360 U	< 380 U	< 350 U	< 390 U	< 370 U	< 400 U	< 380 U	< 410 U	< 370 U	< 400 U	< 430 U	< 370 U
BENZO(A)ANTHRACENE	56-55-3	ug/kg	960	85	36	460	65 J	150 J	5.2	33	1.7 J	110	20	1400	140	98	16	640
BENZO(A)PYRENE	50-32-8	ug/kg	460	76	33	280	84 J	160 J	6.2	27	1.7 J	82	20	660	150	92	17	380
Benzo(B)Fluoranthene	205-99-2	ug/kg	860	110	49	740	130 J	260 J	10	42	2.8 J	190	31	1300	200	140	28	750
Benzo(G,H,I)Perylene	191-24-2	ug/kg	33	51	22	34	80 J	120 J	5.3	18	1.3 J	11	14	44 J	110	63	13	34
Benzo(K)Fluoranthene	207-08-9	ug/kg	330	40	16	200	41 J	77 J	3.7	13	1.1 J	56	10	470	67	44	10	270
BENZYL BUTYL PHTHALATE	85-68-7	ug/kg	< 200 U	< 190 U	< 190 U	< 260 U	< 190 U	< 200 U	< 180 U	< 200 U	< 190 U	< 210 U	< 200 U	< 210 U	< 190 U	< 210 U	< 220 U	< 190 U
BIPHENYL (DIPHENYL)	92-52-4	ug/kg	< 200 U	< 190 U	< 190 U	< 260 U	< 190 U	< 200 U	< 180 U	< 200 U	< 190 U	< 210 U	< 200 U	55 J	< 190 U	< 210 U	< 220 U	< 190 U
BIS(2-CHLOROETHOXY) METHANE	111-91-1	ug/kg	< 200 U	< 190 U	< 190 U	< 260 U	< 190 U	< 200 U	< 180 U	< 200 U	< 190 U	< 210 U	< 200 U	< 210 U	< 190 U	< 210 U	< 220 U	< 190 U
BIS(2-CHLOROETHYL) ETHER (2-CHLOROETHYL ETHER)	111-44-4	ug/kg	< 390 U	< 360 U	< 360 U	< 510 U	< 360 U	< 380 U	< 350 U	< 390 U	< 370 U	< 400 U	< 380 U	< 410 U	< 370 U	< 400 U	< 430 U	< 370 U
BIS(2-CHLOROISOPROPYL) ETHER	108-60-1	ug/kg	< 390 U	< 360 U	< 360 U	< 510 U	< 360 U	< 380 U	< 350 U	< 390 U	< 370 U	< 400 U	< 380 U	< 410 U	< 370 U	< 400 U	< 430 U	< 370 U
BIS(2-ETHYLHEXYL) PHTHALATE	117-81-7	ug/kg	43 J	< 190 U	< 190 U	110 J	< 190 U	< 200 U	< 180 U	< 200 U	< 190 U	41 J	< 200 U	< 210 U	< 190 U	< 210 U	< 220 U	< 190 U
Caprolactam	105-60-2	ug/kg	< 390 U	< 360 U	< 360 U	< 510 U	< 360 U	< 380 U	< 350 U	< 390 U	< 370 U	< 400 U	< 380 U	< 410 U	< 370 U	< 400 U	< 430 U	< 370 U
CARBAZOLE	86-74-8	ug/kg	350 J	< 360 U	< 360 U	69 J	< 360 U	< 380 U	< 350 U	< 390 U	< 370 U	< 400 U	< 380 U	320 J	< 370 U	< 400 U	< 430 U	86 J
CHRYSENE	218-01-9	ug/kg	950	82	34	570	66 J	140 J	5.8	29	1.5 J	130	20	1300	140	99	18	720
DIBENZ(A,H)ANTHRACENE	53-70-3	ug/kg	110	14	5.5	68	20	29	1.2 J	4.6	< 3.7 U	21	3.4 J	150 J	24	16	2.9 J	83
Dibenzofuran	132-64-9	ug/kg	210	< 190 U	< 190 U	< 260 U	< 190 U	< 200 U	< 180 U	< 200 U	< 190 U	< 210 U	< 200 U	530	< 190 U	< 210 U	< 220 U	56 J
Diethyl Phthalate	84-66-2	ug/kg	< 200 U	< 190 U	< 190 U	< 260 U	< 190 U	< 200 U	< 180 U	< 200 U	< 190 U	< 210 U	< 200 U	< 210 U	< 190 U	< 210 U	< 220 U	< 190 U
DIMETHYL PHTHALATE	131-11-3	ug/kg	< 200 U	< 190 U	< 190 U	< 260 U	< 190 U	< 200 U	< 180 U	< 200 U	< 190 U	< 210 U	< 200 U	< 210 U	< 190 U	< 210 U	< 220 U	< 190 U
Di-N-Butyl Phthalate	84-74-2	ug/kg	< 200 U	< 190 U	< 190 U	< 260 U	< 190 U	< 200 U	< 180 U	< 200 U	< 190 U	< 210 U	< 200 U	< 210 U	< 190 U	< 210 U	< 220 U	< 190 U
DI-N-OCTYLPHTHALATE	117-84-0	ug/kg	< 390 U	< 360 U	< 360 U	< 510 U	< 360 U	< 380 U	< 350 U	< 390 U	< 370 U	< 400 U	< 380 U	< 410 U	< 370 U	< 400 U	< 430 U	< 370 U
FLUORANTHENE	206-44-0	ug/kg	2000	200 EB	69 EB	1100	110 JEB	240 JEB	10 JEB	70 JEB	3.4 JEB	250 EB	49 EB	3800	290 EB	230 JEB	38 JEB	1300
FLUORENE	86-73-7	ug/kg	310	18	3.7	31	6.4	5.5	< 3.5 U	4.1	< 3.7 U	9.0	2.2 J	210	19	9.0	1.1 J	59 J
HEXACHLOROBENZENE	118-74-1	ug/kg	< 200 U	< 190 U	< 190 U	< 260 U	< 190 U	< 200 U	< 180 U	< 200 U	< 190 U	< 210 U	< 200 U	< 210 U	< 190 U	< 210 U	< 220 U	< 190 U
Hexachlorobutadiene	87-68-3	ug/kg	< 200 U	< 190 U	< 190 U	< 260 U	< 190 U	< 200 U	< 180 U	< 200 U	< 190 U	< 210 U	< 200 U	< 210 U	< 190 U	< 210 U	< 220 U	< 190 U
HEXACHLOROCYCLOPENTADIENE	77-47-4	ug/kg	< 390 U	< 360 U	< 360 U	< 510 U	< 360 U	< 380 U	< 350 U	< 390 U	< 370 U	< 400 U	< 380 U	< 410 U	< 370 U	< 400 U	< 430 U	< 370 UJ
HEXACHLOROETHANE	67-72-1	ug/kg	< 200 U	< 190 U	< 190 U	< 260 U	< 190 U	< 200 U	< 180 U	< 200 U	< 190 U	< 210 U	< 200 U	< 210 U	< 190 U	< 210 U	< 220 U	< 190 U
INDENO(1,2,3-C,D)PYRENE	193-39-5	ug/kg	240	44	18	220	61 J	99 J	4.2	15	1.1 J	58	11	350	86	53	11	220
ISOPHORONE	78-59-1	ug/kg	< 200 U	< 190 U	< 190 U	< 260 U	< 190 U	< 200 U	< 180 U	< 200 U	< 190 U	< 210 U	< 200 U	< 210 U	< 190 U	< 210 U	< 220 U	< 190 U
Naphthalene	91-20-3	ug/kg	49 EB	16 EB	2.0 JEB	12 EB	2.9 JEB	4.0 EB	< 3.5 U	< 3.9 U	< 3.7 U	5.3 EB	1.3 JEB	75 J	8.9 EB	3.1 JEB	< 4.3 U	75 JEB
NITROBENZENE	98-95-3	ug/kg	< 200 U	< 190 U	< 190 U	< 260 U	< 190 U	< 200 U	< 180 U	< 200 U	< 190 U	< 210 U	< 200 U	< 210 U	< 190 U	< 210 U	< 220 U	< 190 U
N-NITROSODI-N-PROPYLAMINE	621-64-7	ug/kg	< 200 U	< 190 U	< 190 U	< 260 U	< 190 U	< 200 U	< 180 U	< 200 U	< 190 U	< 210 U	< 200 U	< 210 U	< 190 U	< 210 U	< 220 U	< 190 UJ
N-NITROSODIPHENYLAMINE	86-30-6	ug/kg	< 200 U	< 190 U	< 190 U	< 260 U	< 190 U	< 200 U	< 180 U	< 200 U	< 190 U	< 210 U	< 200 U	< 210 U	< 190 U	< 210 U	< 220 U	< 190 U
PENTACHLOROPHENOL	87-86-5	ug/kg	< 8.0 U	< 7.3 U	< 7.3 U	< 10 U	< 7.3 U	< 7.8 U	< 7.1 U	< 8.0 U	< 7.6 U	< 8.1 U	< 7.8 U	< 410 U	< 7.4 U	< 8.2 U	< 8.7 U	2.3 J
PHENANTHRENE	85-01-8	ug/kg	2500	180	42	590	63 J	110 J	4.8	48	1.9 J	130	23	5000	210	120	18	760
PHENOL	108-95-2	ug/kg	< 390 U	< 360 U	< 360 U	< 510 U	< 360 U	< 380 U	< 350 U	< 390 U	< 370 U	< 400 U	< 380 U	< 410 U	< 370 U	< 400 U	< 430 U	< 370 U
PYRENE	129-00-0	ug/kg	1500	160	64	770	88 J	200 J	8.7	58	2.6 J	190	42	2200	260	190	30	1000

Table 12
Phase 2 Reach Floodplain Soil Analytical Results
Phase 2 Data Evaluation Summary Memorandum
Lower Neponset River
Boston and Milton, Massachusetts

Analyte	CAS Number	Units	24D-0113 24D-0113-AS 6/13/2024 N 0 - 1 ft	24D-0113 24D-0113-BS 6/13/2024 N 1 - 2 ft	24D-0113 24D-0113-CS 6/13/2024 N 2 - 2.2 ft	24D-0114 24D-0114-AS 6/13/2024 N 0 - 1 ft	24D-0114 24D-0114-BS 6/13/2024 N 1 - 2 ft	24D-0114 24D-0114-CS 6/13/2024 N 2 - 2.6 ft	24D-0115 24D-0115-AD 6/13/2024 FD 0 - 1 ft	24D-0115 24D-0115-AS 6/13/2024 N 0 - 1 ft	24D-0115 24D-0115-BS 6/13/2024 N 1 - 1.6 ft	24D-0116 24D-0116-AS 6/13/2024 N 0 - 1 ft	24D-0116 24D-0116-BS 6/13/2024 N 1 - 2 ft	24D-0116 24D-0116-CS 6/13/2024 N 2 - 2.8 ft	24D-0117 24D-0117-AS 6/12/2024 N 0 - 1 ft	24D-0117 24D-0117-BS 6/12/2024 N 1 - 2 ft	24D-0117 24D-0117-CS 6/12/2024 N 2 - 3 ft	24D-0118 24D-0118-AS 6/12/2024 N 0 - 0.7 ft
PCDD/F																		
1,2,3,4,6,7,8-HpCDD	35822-46-9	pg/g	791	393	146	47.6	3.75	< 4.08 U	73.2	73.7	63.9	1080	51.5	59.4 JN	194	11.7	2.65	301
1,2,3,4,6,7,8-HpCDF	67562-39-4	pg/g	896	382	166	36.6	2.83	< 2.76 U	59.9	43	38.1	637	31.3	38.8 J-	102	6.73	1.21 J	166
1,2,3,4,7,8,9-HpCDF	55673-89-7	pg/g	15	6.05	2.44 JN	0.973 J	< 0.17 U	< 4.93 U	< 4.34 U	1.57 J	< 0.76 U	19.9	< 2.07 U	< 6.85 UJ	3.62	< 0.176 U	< 0.146 U	5.87
1,2,3,4,7,8-HxCDD	39227-28-6	pg/g	5.62	3.69 B	1.34 JN	0.438 JN	< 0.216 U	< 3.83 U	< 5.01 U	< 0.5 U	0.721 JN	10.3	< 0.676 U	< 3.4 UJ	1.9 J+	< 0.466 U	< 0.222 U	2.94
1,2,3,4,7,8-HxCDF	70648-26-9	pg/g	18.8	8.5	4.31	1.42 J	< 0.215 U	< 2.92 U	6.76 J	1.72 J	1.18 J	40.6 J	3.2 JN	< 2.33 UJ	7.45	0.409 JN	< 0.146 U	9.98
1,2,3,6,7,8-HxCDD	57653-85-7	pg/g	46.1	23.5	9.73	2.26 BJ	< 0.217 U	< 4.22 U	5.2 JN	4.02	4.02	54.8	2.37 JN	< 4.52 UJ	9.55	0.758 JN	< 0.243 U	15.2
1,2,3,6,7,8-HxCDF	57117-44-9	pg/g	10.9	5.63	2.63	0.957 J	< 0.214 U	< 3.14 U	< 3.22 U	0.736 J	0.585 JN	20.9	< 1.03 U	< 2.81 UJ	3.38 J	0.24 JN	< 0.153 U	5.36
1,2,3,7,8,9-HxCDD	19408-74-3	pg/g	20.8	11.7	4.6	1.04 JN	< 0.243 U	< 3.56 U	< 4.49 U	2.3 JN	2.38 J	29.4	< 1.48 U	< 10.8 UJ	4.9	0.709 J+	< 0.27 U	7.78
1,2,3,7,8,9-HxCDF	72918-21-9	pg/g	< 0.529 U	< 0.328 U	< 0.366 U	< 0.145 U	< 0.28 U	< 3.32 U	< 3.71 UJ	< 0.54 U	< 0.46 U	< 1.15 U	< 1.79 U	< 5.34 UJ	< 0.242 U	0.344 JN	< 0.211 U	< 0.157 U
1,2,3,7,8-PeCDD	40321-76-4	pg/g	2.72 JN	1.66 JN	0.919 JN	< 0.183 UJ	< 0.247 UJ	< 4.11 UJ	< 4.35 UJ	< 0.531 UJ	< 0.574 UJ	4.34 J	< 0.978 UJ	< 3.5 UJ	0.8 JN	< 0.165 UJ	< 0.19 UJ	1.53 J
1,2,3,7,8-PeCDF	57117-41-6	pg/g	4.61	2.41	0.816 JN	< 0.238 U	< 0.224 U	< 3.78 U	< 3.55 U	< 0.41 U	< 0.326 U	6.15	< 0.756 U	< 1.84 UJ	4.37 J	0.271 JN	< 0.122 U	1.57 J
2,3,4,6,7,8-HxCDF	60851-34-5	pg/g	17.5 J	7.85 J	3.67 J	0.932 JN	< 0.249 UJ	< 3.74 UJ	< 3.26 UJ	1.61 JN	1.24 JN	20.2	2.17 JN	< 6.53 UJ	4.01	0.328 JN	< 0.194 U	5.99
2,3,4,7,8-PeCDF	57117-31-4	pg/g	21.6 J	10.4 J	4.67 J	0.998 J	< 0.231 UJ	< 3.35 UJ	< 3.54 UJ	1.07 JN	< 0.505 U	26.1 J+	4.28 JN	< 2.26 UJ	7.92 J+	0.623 JN	< 0.135 U	7.67 J+
2,3,7,8-TCDD	1746-01-6	pg/g	0.883 JN	0.232 JN	0.361 J	< 0.148 UJ	< 0.196 UJ	< 6.33 UJ	< 5.05 UJ	< 0.990 UJ	< 0.954 UJ	1.12 JN	< 0.973 UJ	< 3.2 UJ	< 0.970 UJ	< 0.988 UJ	< 0.972 UJ	0.858 JN
2,3,7,8-TCDF	51207-31-9	pg/g	8.95 J	5.5 J	2.27 J	< 0.154 UJ	< 0.139 UJ	< 3.5 UJ	< 3.38 UJ	< 0.719 UJ	< 0.933 UJ	10.6 J	1.47 J	< 1.45 UJ	2.57	0.319 J	< 0.15 U	3.14
OCDD	3268-87-9	pg/g	4380	2010	769	359	27.6	24.6 J	506	485	425	7260	375	471 JN	1460	77.7	18.3	2130
OCDF	39001-02-0	pg/g	585	249	102	35.1	3.05 J	< 6.47 U	71	46.3	40.7	645	34	44.4 J-	103 J	7.01 J	1.19 J	258 J
Total HpCDD	RA_Total_HpCDD	pg/g	1320	653	246	87.5	7.46	< 4.08 U	133.3	139.2	114.8	1980	87.9	86.2	348	20.7	4.8	526
Total HpCDF	RA_Total_HpCDF	pg/g	1685	739.05	313.44	70.973	5.3	< 4.93 U	103.5	89.67	77.6	1234	59.4	68.3	204.71	12.29	2.031	352.79
Total HxCDD	RA_Total_HxCDD	pg/g	301.79	159.894	61.983	13.881	< 0.243 U	< 4.22 U	21.2	24.31	22.481	347.57	14.7	8.29 U	64.303	3.885	0.617 U	97.184
Total HxCDF	RA_Total_HxCDF	pg/g	522.1	232.229	97.405	20.559	1.648 U	< 3.74 U	42.91	28.226	26.905	458.42	24.84	19.16 U	76.556	4.443	0.796 U	130.445
Total PeCDD	RA_Total_PeCDD	pg/g	31.997	16.023	6.74	< 0.183 U	< 0.247 U	< 4.11 U	< 4.35 U	< 0.531 U	< 0.574 U	42.15	< 0.978 U	< 3.5 U	8.525	< 0.165 U	< 0.19 U	13.426
Total PeCDF	RA_Total_PeCDF	pg/g	205.493	99.806	38.6	7.767	< 0.231 U	< 3.78 U	< 3.55 U	9.56	6.794 U	239.11	20.54	< 2.26 U	54.739	3.144	0.398 U	69.506
Total TCDD	RA_Total_TCDD	pg/g	5.716	2.793	1.282	< 0.148 U	< 0.196 U	< 6.33 U	< 5.05 U	0.524 U	< 0.954 U	10.85	3.37 U	< 3.2 U	2.478 U	< 0.988 U	3.99 U	3.767
Total TCDF	RA_Total_TCDF	pg/g	66.647	32.243	12.038	2.715 U	< 0.139 U	< 3.5 U	< 3.38 U	0.961 U	1.08 U	195.98	29.466	2.55 U	45.632	1.347	3.001 U	46.985
Total PCDD/F TEQ (Bird)	RA-TEQ-B-DF	pg/g	52.5535	26.3199	11.9044	1.94014	0.035115	0.00246	1.4579	2.31933	1.10622	63.3875	6.7161	0.49894	15.298	1.267151	0.016699	18.8235
Total PCDD/F TEQ (Fish)	RA-TEQ-F-DF	pg/g	33.6775	16.3819	7.5611	1.54464	0.035115	0.00246	1.4579	1.57733	1.21647	41.949	3.1796	0.49894	9.092	0.575241	0.016699	12.5498
Total PCDD/F TEQ (Mammal)	RA-TEQ-M-DF	pg/g	20.2095	8.96618	1.97406	0.074995	0.00738	2.7001	2.70169	2.17231	51.895	3.1557	1.13662	10.1482	0.715443	0.044447	15.2202	20.7861
PCB Congeners																		
PCB-001	2051-60-7	ng/g	< 0.0337 UJ	< 0.0317 UJ	< 0.0342 UJ	1.41 J	< 0.0341 UJ	< 0.0332 UJ	< 0.034 UJ	< 0.034 UJ	R	97.6 J	0.542 J	R	7.91	3.82	< 0.0335 U	6.47
PCB-002	2051-61-8	ng/g	< 0.0473 UJ	< 0.0445 UJ	< 0.0479 UJ	< 0.0475 UJ	< 0.0477 UJ	< 0.0464 UJ	< 0.0476 UJ	< 0.0477 UJ	< 0.046 U	0.969	< 0.0469 U	R	< 0.0468 U	< 0.0476 U	< 0.0469 U	< 0.0474 U
PCB-003	2051-62-9	ng/g	< 0.0487 UJ	< 0.0458 UJ	< 0.0493 UJ	< 0.0489 UJ	< 0.0491 UJ	< 0.0478 UJ	< 0.049 UJ	< 0.0491 UJ	< 0.0473 UJ	23.8 J	< 0.0483 UJ	R	2.97	< 0.049 U	< 0.0482 U	3.29
PCB-004/010	PCB-4/10	ng/g	< 0.0849 UJ	< 0.0799 UJ	< 0.0861 UJ	3.03 J	< 0.0858 UJ	< 0.0835 UJ	< 0.0855 UJ	< 0.0857 U	< 0.0826 UJ	170 J	2.22	R	27.3	3.48	< 0.0842 U	20.6
PCB-005/008	PCB-5/8	ng/g	< 0.0781 UJ	< 0.0735 UJ	< 0.0791 UJ	2.78 J	< 0.0788 UJ	< 0.0767 UJ	< 0.0786 UJ	< 0.0788 UJ	< 0.076 UJ	141 J	1.96 J	1.95 J	19.5	6.14	< 0.0774 U	20.1
PCB-006	25569-80-6	ng/g	< 0.0457 UJ	< 0.043 UJ	< 0.0463 UJ	0.416 J	< 0.0462 UJ	< 0.0449 UJ	< 0.046 UJ	< 0.0461 UJ	< 0.0445 UJ	21.3 J	0.39 J	< 0.0453 UJ	3.74	1.38	< 0.0453 U	3.33
PCB-007/009	PCB-7/9	ng/g	< 0.0859 UJ	< 0.0809 UJ	< 0.0871 UJ	< 0.0863 UJ	< 0.0868 UJ	< 0.0844 UJ	< 0.0865 UJ	< 0.0867 UJ	< 0.0836 U	3.45	< 0.0853 U	< 0.0852 U	0.816 J	0.566 J	< 0.0852 UJ	0.766 J
PCB-011	2050-67-1	ng/g	< 0.0447 U	< 0.0421 U	< 0.0453 U	< 0.0449 U	< 0.0452 U	< 0.0439 U	< 0.045 U	< 0.0451 UJ	< 0.0435 UJ	4.28 J	< 0.0444 UJ	< 0.0444 UJ	0.803	< 0.0451 U	< 0.0444 U	0.718
PCB-012/013	PCB-12/13	ng/g	< 0.111 U	< 0.104 U	< 0.112 U	< 0.112 U	< 0.112 U	< 0.109 U	< 0.112 U	< 0.112 UJ	< 0.108 UJ	11.4 J	0.49 J	< 0.11 UJ	2.59 J	< 0.112 UJ	< 0.11 UJ	2.19 J
PCB-014	34883-41-5	ng/g	< 0.0437 U	< 0.0412 U	< 0.0443 U	< 0.0439 U	< 0.0442 U	< 0.043 U	< 0.044 U	< 0.0441 U	< 0.0426 U	< 0.0434 U	< 0.0434 U	< 0.0434 U	< 0.0433 U	< 0.0441 U	< 0.0434 U	< 0.0439 U
PCB-015	2050-68-2	ng/g	< 0.0402 U	< 0.0378 U	< 0.0407 U	1.54	< 0.0406 U	< 0.0395 U	< 0.0405 U	< 0.0406 UJ	< 0.0391 UJ	117 J	15.2 J	5.78 J	30.6 J	2.53 J	< 0.0399 UJ	21.5 J
PCB-016/032	PCB-16/32	ng/g	0.529	< 0.109 U	< 0.117 U	1.16	< 0.117 U	< 0.114 U	< 0.116 U	< 0.117 U	< 0.112 U	160 J	34.9	5.59	18.7	1.59	< 0.115 U	15.9
PCB-017	37680-66-3	ng/g	< 0.0538 UJ	< 0.0506 UJ	< 0.0545 UJ	0.898 J	< 0.0543 UJ	< 0.0528 UJ	< 0.0541 UJ	< 0.0542 UJ	< 0.0523 U	76.2 J	15.4	3.19	16.9 J	1.26 J	< 0.0533 UJ	16.4 J
PCB-018	37680-65-2	ng/g	0.546	< 0.0583 U	< 0.0628 U	0.485	< 0.0626 U	< 0.0609 U	< 0.0624 U	< 0.0625 UJ	< 0.0603 UJ	61.8 J	33.9 J	2.8 J	13	1.11	< 0.0615 U	6.92
PCB-019	38444-73-4	ng/g	< 0.0424 UJ	< 0.0399 UJ	< 0.0429 UJ	0.636 J	< 0.0428 UJ	< 0.0416 UJ	< 0.0427 UJ	< 0.0427 U	< 0.0412 U	57.7 J	4.94	< 0.042 UJ	7.54	0.511	< 0.042 U	6.29
PCB-020/021/033	PCB-20/21/33	ng/g	0.863	< 0.131 U	< 0.141 U	< 0.14 U	< 0.141 U	< 0.137 U	< 0.14 U	< 0.141 UJ	< 0.136 UJ	23 J	9.55 J	1.31 J	3.73 J	< 0.141 UJ	< 0.138 UJ	2.5 J
PCB-022	38444-85-8	ng/g	< 0.0463 U	< 0.0436 U	< 0.0469 U	< 0.0465 U	< 0.0467 U	< 0.0455 U	< 0.0466 UJ	< 0.0467 UJ	< 0.045 UJ	47.9 J	20.5 J	2.93 J	5.47 J	< 0.0466 UJ	< 0.0459 UJ	3.87 J
PCB-023/034	PCB-23/34	ng/g	< 0.0816 UJ	< 0.0768 UJ	< 0.0827 UJ	< 0.082 UJ	< 0.0824 UJ	< 0.0802 UJ	< 0.0822 UJ	< 0.0823 U	< 0.0794 U	2.59	0.417	< 0.081 U	< 0.0808 U	< 0.0822 U	< 0.0809 U	< 0.0819 U
PCB-024/027	PCB-24/27	ng/g	< 0.094 U	< 0.0884 U	< 0.0952 U	0.387	< 0.0949 U	< 0.0923 U	< 0.0946 U	< 0.0948 UJ	< 0.0914 U	51.7 J	5.98	1.29	5.54	0.405	< 0.0932 U	5.11
PCB-025	55712-37-3	ng/g	< 0.0463 U	< 0.0436 U	< 0.0469 U	0.474	< 0.0467 U	< 0.0455 U	< 0.0466 U	< 0.0467 UJ	< 0.045 UJ	34.7 J	5.72 J	1.63 J	6.79	0.789	< 0.0459 U	4.24
PCB-026	38444-81-4	ng/g	< 0.0379 U	< 0.0356 U	< 0.0384 U	0.552	< 0.0382 U	< 0.0372 U	< 0.0381 U	< 0.0382 UJ	< 0.0368 UJ	57.5 J	12.9 J	2.63 J	9.56	1.36	< 0.0375 U	7.56
PCB-028	7012-37-5	ng/g	1.01	0.704	< 0.0437 U	1.38	< 0.0436 U	< 0.0424 U	< 0.0435 U	< 0.0435 UJ	< 0.042 UJ	309 J	139 J	20.3 J	77.5 J	5.54 J	0.658 J	23.3 J
PCB-029	15862-07-4	ng/g	< 0.0573 U	< 0.0539 U	< 0.058 U	< 0.0575 U	< 0.0578 U	< 0.0563 U	< 0.0577 U	< 0.0578 U	< 0.0557 U	< 0.0568 U	< 0.0569 U	< 0.0568 U	< 0.0567 U	< 0.0577 U	< 0.0568 U	< 0.0575 U
PCB-030	35693-92-6	ng/g	< 0.0571 U	< 0.0537 U	< 0.0578 U	< 0.0573 U	< 0.0576 U	< 0.0561 U	< 0.0575 U	< 0.0576 UJ	< 0.0555 U	< 0.0567 U	< 0.0567 U	< 0.0566 U	< 0.0565 U	< 0.0575 U	< 0.0566 U	< 0.0573 U
PCB-031	16606-02-3	ng/g	0.982	0.528	< 0.0551 U	1.25	< 0.0549 U	< 0.0534 U	< 0.0547 U	< 0.0548 UJ	< 0.0529 UJ	131 J	50.7 J	7.99 J	34.2	3.02	0.28	16.7
PCB-035	37680-69-6	ng/g	< 0.0536 U	< 0.0504 U	< 0.0543 U	< 0.0538 U	< 0.0541 U	< 0.0526 U	< 0.0539 U	< 0.054 U	< 0.0521 U	2.73 J+	0.753 J+	< 0.0531 U	< 0.053 U	< 0.054 U	< 0.0531 U	< 0.0537 U
PCB-036	38444-87-0	ng/g	< 0.0424 U	< 0.0399 U	< 0.0429 U	< 0.0426 U	< 0.0428 U	< 0.0416 U	< 0.0427 U	< 0.0427 U	< 0.0412 U	< 0.0421 U	< 0.0421 U	< 0.042 U	< 0.0419 U	< 0.0427 U	< 0.042 U	< 0.0425 U
PCB-037	38444-90-5	ng/g	0.862	< 0.0469 U	< 0.0505 U	0.294	< 0.0503 U	< 0.049 U	< 0.0502 U	< 0.0503 UJ	< 0.0485 UJ	77.6 J	36.5 J	6.51 J	20.2	0.901	< 0.0494 U	7.01
PCB-038	53555-66-1	ng/g	< 0.0636 U	< 0.0598 U	< 0.0644 U	< 0.0638 U	< 0.0642 U	< 0.0624 U	< 0.064 U	< 0.0641 UJ	< 0.0618 UJ	< 0.0631 UJ	< 0.0631 UJ	< 0.0631 UJ	< 0.0629 U	< 0.064 U	< 0.063 U	< 0.0638 U
PCB-039	38444-88-1	ng/g	< 0.041 UJ	< 0.0386 UJ	< 0.0415 UJ	< 0.0412 UJ	< 0.0414 UJ	< 0.0403 UJ	< 0.0413 UJ	< 0.0414 U	< 0.0399 U	1.19	< 0.0407 U	< 0.0407 U	< 0.0406 U	< 0.0413 U	< 0.0407 U	< 0.0411 U
PCB-040	38444-93-8	ng/g	< 0.0492 U	< 0.0463 U	< 0.0499 U	< 0.0495 U	< 0.0497 U	< 0.0484 U	< 0.0496 U	< 0.0497 U	< 0.0479 U	34.8	25.1	1.9	2.54	< 0.0496 U	< 0.0488 U	1.56
PCB-041/064	PCB-41/64	ng/g	0.902	0.384	< 0.0837 U	< 0.083 U	< 0.0834 U	< 0.0811 U	< 0.0831 U	< 0.0833 UJ	< 0.0804 U	154 J	87.3 J	12	16.1 J	1.52 J	< 0.0819 UJ	14.4 J
PCB-042	36559-22-5	ng/g	0.398	< 0.0973 U	< 0.105 U	< 0.104 U	< 0.104 U	< 0.102 U	< 0.104 U	< 0.104 U	< 0.101 U	104 J	65.8 J	7.36	9.67	0.533	< 0.103 U	6.34
PCB-043/049	PCB-43/49	ng/g	1.97	0.946	0.442	2.04	< 0.0957 U	< 0.0931 U	0.293	0.421 J	0.382	414 J	198 J	29.8	48.9 J	4	0.524	42.7 J
PCB-044	41464-39-5	ng/g	1.38	0.584	0.284	0.426	< 0.0606 U	< 0.059 U	0.273	0.39 J	< 0.0584 UJ	257 J	175 J	17.1 J	23.3 J	2.67 J	< 0.0595 UJ	12.5 J
PCB-045	70362-45-7	ng/g	< 0.0422 U	< 0.0397 U	< 0.0427 U	< 0.0424 U	< 0.0426 U	< 0.0414 U	< 0.0425 U	< 0.0425 UJ	< 0.041 UJ	42.8 J	26.8 J	2.35 J	2.32	< 0.0425 U	< 0.0418 U	2
PCB-046	41464-47-5	ng/g	< 0.0471 U	< 0.0443 U	< 0.0477 U	< 0.0473 U	< 0.0475 U	< 0.0463 U	< 0.0474 U	< 0.0475 U	< 0.0458 U	14.8	8.79	< 0.0467 U	0.788	< 0.0474 U	< 0.0467 U	0.7
PCB-047/048/075	PCB-47/48/75	ng/g	3.79	1.6	0.914	3.69	0.4	< 0.182 U	0.236	< 0.187 U	< 0.18 U	320 J	118 J	22.1	56.3 J	3.21	0.608	38.2
PCB-050	62796-65-0	ng/g	< 0.0561 U	< 0.0528 U	< 0.0568 U	< 0.0564 U	< 0.0566 U	< 0.0551 U	< 0.0565 U	< 0.0566 U	< 0.0546 U	2.15	0.576	< 0.0557 U	< 0.0555 UJ	< 0.0565 UJ	< 0.0556 UJ	0.249 J
PCB-051	68194-04-7	ng/g	< 0.0473 U	< 0.0445 U	< 0.0479 U	< 0.0475 U	< 0.0477 U	< 0.0464 U	< 0.0476 UJ	< 0.0477 U	< 0.046 U	35.9	10.3	1.83	2.56	< 0.0476 U	< 0.0469 U	2.66
PCB-052/073	PCB-52/73	ng/g	3.57	1.34	0.698	1.67	< 0.12 U	< 0.116 U	0.446 J	0.663 J	0.326	375 J	206 J	27.8	51.1 J	7.11 J	0.512 J	35.8 J
PCB-053	41464-41-9	ng/g	0.309	< 0.0399 U	< 0.0429 U	0.289	< 0.0428 U	< 0.0416 U	< 0.0427 U	< 0.0427 U	< 0.0412 U	87.8 J	32.1	4.43	7.43	0.495	< 0.042 U	5.6
PCB-054	15968-05-5	ng/g	< 0.0471 U	< 0.0443 U	< 0.0477 U	< 0.0473 U	< 0.0475 U	< 0.0463 U	< 0.0474 U	< 0.0475 U	< 0.0458 U	3.84	0.53	< 0.0467 U	0.301	< 0.0474 U	< 0.0467 U	0.295
PCB-055	74338-24-2	ng/g	< 0.0781 U	< 0.0735 U	< 0.0791 U	< 0.0784 U	< 0.0788 U	< 0.0767 U	< 0.0786 U	< 0.0788 U	< 0.076 U	3.31	1.91	< 0.0775 U	< 0.0773 U	< 0.0787 U	< 0.0774 U	< 0.0783 U

Table 12
Phase 2 Reach Floodplain Soil Analytical Results
Phase 2 Data Evaluation Summary Memorandum
Lower Neponset River
Boston and Milton, Massachusetts

Analyte	CAS Number	Units	24D-0113 24D-0113-AS 6/13/2024 N 0 - 1 ft	24D-0113 24D-0113-BS 6/13/2024 N 1 - 2 ft	24D-0113 24D-0113-CS 6/13/2024 N 2 - 2.2 ft	24D-0114 24D-0114-AS 6/13/2024 N 0 - 1 ft	24D-0114 24D-0114-BS 6/13/2024 N 1 - 2 ft	24D-0114 24D-0114-CS 6/13/2024 N 2 - 2.6 ft	24D-0115 24D-0115-AD 6/13/2024 FD 0 - 1 ft	24D-0115 24D-0115-AS 6/13/2024 N 0 - 1 ft	24D-0115 24D-0115-BS 6/13/2024 N 1 - 1.6 ft	24D-0116 24D-0116-AS 6/13/2024 N 0 - 1 ft	24D-0116 24D-0116-BS 6/13/2024 N 1 - 2 ft	24D-0116 24D-0116-CS 6/13/2024 N 2 - 2.8 ft	24D-0117 24D-0117-AS 6/12/2024 N 0 - 1 ft	24D-0117 24D-0117-BS 6/12/2024 N 1 - 2 ft	24D-0117 24D-0117-CS 6/12/2024 N 2 - 3 ft	24D-0118 24D-0118-AS 6/12/2024 N 0 - 0.7 ft
PCB-056/060	PCB-56/60	ng/g	1.74	0.578	0.4	< 0.169 U	< 0.17 U	< 0.166 U	0.222	0.233 J	< 0.164 UJ	174 J	123 J	14.2 J	25.5	1.45	< 0.167 U	11
PCB-057	70424-67-8	ng/g	< 0.0416 U	< 0.0391 U	< 0.0421 U	< 0.0418 U	< 0.042 U	< 0.0409 U	< 0.0419 U	< 0.042 U	< 0.0405 U	3.88	1.16	< 0.0413 U	0.513	< 0.0419 U	< 0.0412 U	< 0.0417 U
PCB-058	41464-49-7	ng/g	< 0.0526 UJ	< 0.0495 UJ	< 0.0533 UJ	< 0.0528 UJ	< 0.0531 UJ	< 0.0517 UJ	< 0.0529 UJ	< 0.053 U	< 0.0512 U	0.99	< 0.0522 U	< 0.0522 U	< 0.052 U	< 0.053 U	< 0.0521 U	< 0.0528 U
PCB-059	74472-33-6	ng/g	< 0.0714 U	< 0.0672 U	< 0.0723 U	< 0.0717 U	< 0.0721 U	< 0.0702 U	< 0.0719 U	< 0.072 UJ	< 0.0695 U	19.7	10.9	1.62	1.5 J	< 0.0719 UJ	< 0.0708 UJ	1.26 J
PCB-061/074	PCB-61/74	ng/g	0.96	0.372	< 0.0892 U	0.372	< 0.0889 U	< 0.0865 U	< 0.0887 U	0.235 J	< 0.0857 UJ	153 J	98.9 J	14.6 J	36.2	2.19	0.307	10.8
PCB-062	54230-22-7	ng/g	< 0.0475 U	< 0.0447 U	< 0.0481 U	< 0.0477 U	< 0.0479 U	< 0.0466 U	< 0.0478 U	< 0.0479 U	< 0.0462 U	< 0.0471 U	< 0.0471 U	< 0.0471 U	< 0.047 U	< 0.0478 U	< 0.0471 U	< 0.0476 U
PCB-063	74472-34-7	ng/g	< 0.0383 U	< 0.036 U	< 0.0388 U	< 0.0384 U	< 0.0386 U	< 0.0376 U	< 0.0385 U	< 0.0386 UJ	< 0.0372 UJ	21.3 J	7.29 J	1.6 J	4.98	0.294	< 0.0379 U	1.98
PCB-065	33284-54-7	ng/g	< 0.0663 U	< 0.0624 U	< 0.0672 U	< 0.0666 U	< 0.0669 U	< 0.0651 U	< 0.0668 U	< 0.0669 UJ	< 0.0645 U	< 0.0658 U	< 0.0658 U	< 0.0658 U	< 0.0656 U	< 0.0668 U	< 0.0658 U	< 0.0665 U
PCB-066/080	PCB-66/80	ng/g	3.42	1.25	0.688	0.655	< 0.0937 U	< 0.0912 U	0.307	0.408 J	< 0.0903 UJ	305 J	213 J	28.5 J	70.7 J	3.75	0.572	26.9
PCB-067	73575-53-8	ng/g	< 0.0602 U	< 0.0567 U	< 0.061 U	< 0.0605 U	< 0.0608 U	< 0.0592 U	< 0.0606 U	< 0.0608 UJ	< 0.0586 UJ	8.94 J	5.35 J	0.891 J	1.6 J	< 0.0607 UJ	< 0.0597 UJ	0.61 J
PCB-068	73575-52-7	ng/g	< 0.0702 U	< 0.0661 U	< 0.0712 U	< 0.0705 U	< 0.0709 U	< 0.069 U	< 0.0707 U	< 0.0708 U	< 0.0683 U	4.51	< 0.0697 U	0.525	1.26	< 0.0708 U	< 0.0696 U	1.09
PCB-069	60233-24-1	ng/g	< 0.0526 UJ	< 0.0495 UJ	< 0.0533 UJ	< 0.0528 UJ	< 0.0531 UJ	< 0.0517 UJ	< 0.0529 UJ	0.512 J	0.282	1.92	< 0.0522 U	< 0.0522 U	< 0.052 U	< 0.053 U	< 0.0521 U	< 0.0528 U
PCB-070	32598-11-1	ng/g	3.77	1.63	0.82	0.545	< 0.0465 U	< 0.0453 U	0.429 J	0.717 J	0.287 J	305 J	217 J	26.1 J	59 J	5.4 J	0.572 J	26.8 J
PCB-071	41464-46-4	ng/g	0.449	0.231	< 0.062 U	< 0.0615 U	< 0.0618 U	< 0.0601 U	< 0.0616 U	< 0.0617 UJ	< 0.0596 U	97.3 J	53.5 J	6.09	4.77	0.462	< 0.0607 U	5.17
PCB-072	41464-42-0	ng/g	< 0.0543 U	< 0.0511 U	< 0.0551 U	< 0.0546 U	< 0.0549 U	< 0.0534 U	< 0.0547 U	< 0.0548 U	< 0.0529 U	7.86	1.3	0.436	1.69	< 0.0547 U	< 0.0539 U	1.57
PCB-076	70362-48-0	ng/g	< 0.0777 U	< 0.0731 U	< 0.0787 U	< 0.078 U	< 0.0784 U	< 0.0763 U	< 0.0782 U	< 0.0784 U	< 0.0756 U	< 0.0771 U	< 0.0771 U	< 0.0771 U	< 0.0769 U	< 0.0783 U	< 0.077 U	< 0.078 U
PCB-077	32598-13-3	ng/g	1.03 J+	0.403 J+	< 0.0396 U	< 0.0392 U	< 0.0394 U	< 0.0384 U	< 0.0393 U	< 0.0394 UJ	< 0.038 UJ	33.5 J	18 J	3.1 J	12.8 J+	0.883 J+	< 0.0387 U	5.74 J+
PCB-078	70362-49-1	ng/g	< 0.0808 U	< 0.0761 U	< 0.0819 U	< 0.0812 U	< 0.0816 U	< 0.0794 U	< 0.0814 U	< 0.0815 U	< 0.0786 U	< 0.0802 U	< 0.0802 U	< 0.0802 U	< 0.08 U	< 0.0814 U	< 0.0802 U	< 0.0811 U
PCB-079	41464-48-6	ng/g	< 0.0453 U	< 0.0426 U	< 0.0459 U	< 0.0455 U	< 0.0458 U	< 0.0445 U	< 0.0456 U	< 0.0457 UJ	< 0.0441 U	< 0.045 U	< 0.045 U	< 0.045 U	< 0.0448 U	< 0.0457 U	< 0.0449 U	< 0.0455 U
PCB-081	70362-50-4	ng/g	< 0.0718 U	< 0.0676 U	< 0.0727 U	< 0.0721 U	< 0.0725 U	< 0.0705 U	< 0.0723 U	< 0.0724 UJ	< 0.0699 UJ	3.74 J	2.29 J	< 0.0712 UJ	1.28 J	< 0.0723 UJ	< 0.0712 UJ	0.569 J
PCB-082	52663-62-4	ng/g	1.06 J	< 0.0718 UJ	< 0.0773 UJ	< 0.0767 UJ	< 0.0771 UJ	< 0.075 UJ	< 0.0768 UJ	< 0.077 UJ	< 0.0742 U	22.6	15.3	1.5	5.19 J	0.889 J	< 0.0757 UJ	2.57 J
PCB-083/109	PCB-83/109	ng/g	< 0.175 UJ	< 0.165 U	< 0.177 U	< 0.176 U	< 0.177 U	< 0.172 U	< 0.176 U	< 0.177 UJ	< 0.17 U	12.3	5.55	< 0.174 U	3.82	< 0.176 U	< 0.174 U	1.8
PCB-084	52663-60-2	ng/g	1.47 J	0.721 J	< 0.0698 UJ	< 0.0692 UJ	< 0.0695 UJ	< 0.0676 UJ	< 0.0693 UJ	< 0.0695 UJ	< 0.067 U	44 J	26.5	2.8	8.74 J	1.88 J	< 0.0683 UJ	4.37 J
PCB-085/120	PCB-85/120	ng/g	3.46	1.55	0.958	< 0.113 U	< 0.114 U	< 0.111 U	0.515	< 0.114 UJ	< 0.11 UJ	49.1 J	30.9 J	4.81 J	18.7 J	1.88 J	< 0.112 UJ	8.25 J
PCB-086/097	PCB-86/97	ng/g	2.03	0.819	0.53	< 0.13 U	< 0.131 U	< 0.127 U	0.258	< 0.131 U	< 0.126 U	55.4 J	32.4	4	17.6 J	2.47 J	< 0.129 UJ	7.17 J
PCB-087/115/116	PCB-87/115/116	ng/g	3	1.18	0.714	< 0.319 U	< 0.321 U	< 0.312 U	0.455 J	< 0.321 UJ	< 0.309 U	86.5 J	46 J	5.9	23.9 J	3.67 J	< 0.315 UJ	12.2 J
PCB-088/121	PCB-88/121	ng/g	< 0.157 U	< 0.147 U	< 0.159 U	< 0.157 U	< 0.158 U	< 0.154 U	< 0.158 UJ	< 0.158 UJ	< 0.152 U	0.935	< 0.155 U	< 0.155 U	< 0.155 U	< 0.158 U	< 0.155 U	< 0.157 U
PCB-089/090/101	PCB-89/90/101	ng/g	7.59	2.89	1.69	1.55	< 0.113 U	< 0.11 U	1.05 J	1.69 J	0.888	162 J	79 J	12	46.7 J	9.34 J	< 0.111 UJ	24.9 J
PCB-091	68194-05-8	ng/g	1.58	0.602	< 0.0694 U	0.672	< 0.0691 U	< 0.0673 U	< 0.0689 UJ	< 0.0691 U	< 0.0666 U	45.5 J	21	3.35	11.3 J	1.42 J	< 0.0679 UJ	8.27 J
PCB-092	52663-61-3	ng/g	1.79	0.447	< 0.029 U	0.789	< 0.0289 U	< 0.0281 U	< 0.0288 UJ	< 0.0289 U	< 0.0279 U	38	12.6	2.68	11 J	1.72 J	< 0.0284 UJ	7.27 J
PCB-093/095	PCB-93/95	ng/g	4.41	1.94	0.983	0.901	< 0.087 U	< 0.0846 U	0.585 J	1.18 J	< 0.0838 U	124 J	66.9 J	8.25	28 J	6.4 J	< 0.0854 UJ	19 J
PCB-094	73575-55-0	ng/g	< 0.0467 U	< 0.0439 U	< 0.0473 U	< 0.0469 U	< 0.0471 U	< 0.0459 U	< 0.047 U	< 0.0471 U	< 0.0454 U	4.73	1.34	< 0.0463 U	0.809	< 0.047 U	< 0.0463 U	0.619
PCB-096	73575-54-9	ng/g	< 0.06 U	< 0.0565 U	< 0.0608 U	< 0.0603 U	< 0.0606 U	< 0.059 U	< 0.0604 U	< 0.0606 U	< 0.0584 U	3.19	1.99	< 0.0596 U	0.359	< 0.0605 U	< 0.0595 U	0.376
PCB-098/102	PCB-98/102	ng/g	< 0.0985 U	< 0.0927 U	< 0.0998 U	< 0.0989 U	< 0.0994 U	< 0.0968 U	< 0.0991 U	< 0.0993 U	< 0.0958 U	14.2	7.04	1.06	1.97 J	< 0.0992 UJ	< 0.0977 UJ	1.81 J
PCB-099	38380-01-7	ng/g	6.2	2.7	1.58	1.14	< 0.0467 U	< 0.0455 U	0.82	1.01 J	0.956	103 J	52.8 J	8.53	41 J	4.92 J	0.472 J	18 J
PCB-100	39485-83-1	ng/g	< 0.0573 U	< 0.0539 U	< 0.058 U	< 0.0575 U	< 0.0578 U	< 0.0563 U	< 0.0577 U	< 0.0578 UJ	< 0.0557 UJ	4.08 J	< 0.0569 UJ	< 0.0568 UJ	0.849 J	< 0.0577 UJ	< 0.0568 UJ	0.683 J
PCB-103	60145-21-3	ng/g	< 0.0579 U	< 0.0545 U	< 0.0586 U	< 0.0581 U	< 0.0584 U	< 0.0569 U	< 0.0583 U	< 0.0584 U	< 0.0563 U	3.76	0.948	< 0.0574 U	0.666	< 0.0583 U	< 0.0574 U	0.67
PCB-104	56558-16-8	ng/g	< 0.0443 U	< 0.0417 U	< 0.0449 U	< 0.0445 U	< 0.0448 U	< 0.0436 U	< 0.0446 U	< 0.0447 U	< 0.0431 U	0.291	< 0.044 U	< 0.044 U	< 0.0439 U	< 0.0447 U	< 0.044 U	< 0.0445 U
PCB-105/127	PCB-105/127	ng/g	2.17 J	0.737 J	0.844 J	< 0.07 UJ	< 0.0703 UJ	< 0.0684 UJ	0.426 J	0.648 J	< 0.0678 U	87.4 J	52.2 J	6.41	34.6 J	3.7 J	< 0.0691 UJ	12 J
PCB-106/118	PCB-106/118	ng/g	5.88	2.06	1.87	1.26	< 0.142 U	< 0.138 U	0.667	1.47	0.503	157 J	78.2 J	12.7	66.7 J	9.63 J	0.618 J	26.4 J
PCB-107/108	PCB-107/108	ng/g	< 0.126 UJ	< 0.118 U	< 0.127 U	< 0.126 U	< 0.127 U	< 0.123 U	< 0.126 U	< 0.127 UJ	< 0.122 UJ	14.5 J	6.44 J	1.52 J	6.06 J	0.637 J	< 0.125 UJ	2.48 J
PCB-110	38380-03-9	ng/g	11.2 J	4.19 J	2.56 J	1.2 J	< 0.0471 UJ	< 0.0459 UJ	1.48 J	2.23 J	1.16	203 J	99.2 J	14.7	67.5 J	10.8 J	0.539 J	37.8 J
PCB-111/117	PCB-111/117	ng/g	< 0.282 U	< 0.266 U	< 0.286 U	< 0.284 U	< 0.285 U	< 0.278 U	< 0.284 U	0.615 J	< 0.275 U	< 0.28 U	< 0.28 U	< 0.28 U	< 0.28 U	< 0.285 U	< 0.28 U	< 0.283 U
PCB-112	74472-36-9	ng/g	< 0.0571 UJ	< 0.0537 UJ	< 0.0578 UJ	< 0.0573 UJ	< 0.0576 UJ	< 0.0561 UJ	< 0.0575 UJ	< 0.0576 UJ	< 0.0555 U	1.23	0.449	< 0.0566 U	< 0.0565 U	< 0.0575 U	< 0.0566 U	< 0.0573 U
PCB-113	68194-10-5	ng/g	< 0.0473 UJ	< 0.0445 UJ	< 0.0479 UJ	< 0.0475 UJ	< 0.0477 UJ	< 0.0464 UJ	< 0.0476 UJ	< 0.0477 U	< 0.046 U	1.33	< 0.0469 U	< 0.0469 U	< 0.0468 U	< 0.0476 U	< 0.0469 U	< 0.0474 U
PCB-114	74472-37-0	ng/g	< 0.0736 U	< 0.0692 U	< 0.0745 U	< 0.0739 U	< 0.0743 U	< 0.0723 U	< 0.0741 U	< 0.0742 UJ	< 0.0716 U	5.72	3.18	< 0.073 U	2.43 J	< 0.0741 UJ	< 0.073 UJ	0.76 J
PCB-119	56558-17-9	ng/g	< 0.0567 U	< 0.0533 U	< 0.0574 U	< 0.0569 U	< 0.0572 U	< 0.0557 U	< 0.0571 U	< 0.0572 U	< 0.0552 U	8.74	2.52	< 0.0562 U	3.3 J	< 0.0571 UJ	< 0.0562 UJ	1.82 J
PCB-122	76842-07-4	ng/g	< 0.0812 U	< 0.0764 U	< 0.0823 U	< 0.0816 U	< 0.082 U	< 0.0798 U	< 0.0818 U	< 0.0819 UJ	< 0.079 U	2.82	1.64	< 0.0806 U	0.898 J	< 0.0818 UJ	< 0.0805 UJ	< 0.0815 UJ
PCB-123	65510-44-3	ng/g	< 0.063 UJ	< 0.0593 UJ	< 0.0638 UJ	< 0.0633 UJ	< 0.0636 UJ	< 0.0619 UJ	< 0.0634 UJ	< 0.0635 UJ	< 0.0613 UJ	5.57 J	< 0.0625 UJ	< 0.0625 UJ	2.45 J	< 0.0634 UJ	< 0.0625 UJ	1.02 J
PCB-124	70424-70-3	ng/g	< 0.0353 UJ	< 0.0332 U	< 0.0358 U	< 0.0355 U	< 0.0357 U	< 0.0347 U	< 0.0356 U	< 0.0356 UJ	< 0.0344 UJ	6.58 J	3.2 J	< 0.035 UJ	2.12 J	< 0.0356 UJ	< 0.035 UJ	1.02 J
PCB-125	74472-39-2	ng/g	< 0.0432 UJ	< 0.0406 UJ	< 0.0437 UJ	< 0.0433 UJ	< 0.0436 UJ	< 0.0424 UJ	< 0.0435 UJ	< 0.0435 U	< 0.042 U	< 0.0428 U	< 0.0428 U	< 0.0428 U	< 0.0427 U	< 0.0435 U	< 0.0428 U	< 0.0433 U
PCB-126	57465-28-8	ng/g	< 0.0506 UJ	< 0.0476 UJ	< 0.0513 UJ	< 0.0508 UJ	< 0.0511 UJ	< 0.0497 UJ	< 0.051 UJ	< 0.0511 U	< 0.0492 U	2.14 J+	< 0.0502 U	< 0.0502 U	1.07 J+	< 0.051 U	< 0.0502 U	< 0.0508 U
PCB-128	38380-07-3	ng/g	1.8	1.07	0.63	0.369	< 0.0705 U	< 0.0686 U	0.418 J	0.612 J	< 0.0679 U	19.4	4.76	1.06	9.29 J	1.89 J	< 0.0693 UJ	4.3 J
PCB-129	55215-18-4	ng/g	0.323	< 0.0908 U	< 0.0978 U	< 0.0969 U	< 0.0975 U	< 0.0948 U	< 0.0972 U	< 0.0974 UJ	< 0.0939 UJ	4.99 J	1.33 J	< 0.0958 UJ	1.7 J	0.461 J	< 0.0957 UJ	0.844 J
PCB-130	52663-66-8	ng/g	0.614	0.238	< 0.0966 U	< 0.0958 U	< 0.0963 U	< 0.0937 U	< 0.096 UJ	< 0.0962 U	< 0.0928 U	6.84	1.51	< 0.0946 U	3.22 J	0.622 J	< 0.0946 UJ	1.63 J
PCB-131/142	PCB-131/142	ng/g	< 0.0214 UJ	< 0.0201 UJ	< 0.0217 UJ	< 0.0215 UJ	< 0.0216 UJ	< 0.021 UJ	< 0.0215 UJ	< 0.0216 UJ	< 0.0208 U	1.36	< 0.0212 U	< 0.0212 U	0.467 J	< 0.0215 UJ	< 0.0212 UJ	0.299 J
PCB-132/168	PCB-132/168	ng/g	2.75	1.29	0.618	0.505	< 0.142 U	< 0.139 U	0.302	0.686 J	< 0.137 U	32.5	8.34	1.71	12.2 J	2.6 J	< 0.14 UJ	6.75 J
PCB-133	35694-04-3	ng/g	< 0.102 U	< 0.0962 U	< 0.104 U	< 0.103 U	< 0.103 U	< 0.1 U	< 0.103 U	< 0.103 UJ	< 0.0994 UJ	2.25 J	< 0.101 UJ	< 0.101 UJ	0.945 J	< 0.103 UJ	< 0.101 UJ	0.504 J
PCB-134	52704-70-8	ng/g	0.331	< 0.128 U	< 0.138 U	< 0.136 U	< 0.137 U	< 0.133 U	< 0.137 U	< 0.137 UJ	< 0.132 UJ	5.13 J	1.26 J	< 0.135 UJ	1.85 J	0.399 J	< 0.135 UJ	1.05 J
PCB-135/144	PCB-135/144	ng/g	1.15	0.499	0.261	0.36	< 0.114 U	< 0.111 U	< 0.114 U	< 0.114 UJ	< 0.11 U	14.1	3.25	0.882	5.41 J	1.16 J	< 0.112 UJ	3.1 J
PCB-136	38411-22-2	ng/g	0.79	0.385	0.196 J	< 0.0798 U	< 0.0802 U	< 0.0781 U	< 0.08 U	< 0.0801 U	< 0.0773 U	10.6	3.06	0.482	3.3 J	0.842 J	< 0.0788 UJ	2.02 J
PCB-137	35694-06-5	ng/g	0.629	0.314	< 0.131 U	< 0.13 U	< 0.131 U	< 0.127 U	< 0.13 U	< 0.131 UJ	< 0.126 UJ	6.79 J	1.67 J	< 0.128 UJ	2.18 J	0.664 J	< 0.128 UJ	1.45 J
PCB-138/163/164	PCB-138/163/164	ng/g	10.2	5.02	3.24	2.45	0.231	< 0.133 U	2.32 J	2.96 J	1.79	104 J	23.9	6.61	51.3 J	9.56 J	0.4 J	23.8 J
PCB-139/149	PCB-139/149	ng/g	5.43	2.56	1.44	1.32	< 0.159 U	< 0.155 U	0.802	1.21 J	0.593	61.9 J	14.9	3.51	25.8 J	5 J	0.254 J	13.9 J
PCB-140	59291-64-4	ng/g	< 0.0628 UJ	< 0.0591 UJ	< 0.0636 UJ	< 0.0631 UJ	< 0.0634 UJ	< 0.0617 UJ	< 0.0632 UJ	< 0.0633 U	< 0.0611 U	0.751	< 0.0623 U	< 0.0623 U	< 0.0621 U	< 0.0632 U	< 0.0623 U	< 0.063 U
PCB-141	52712-04-6	ng/g	1.43	0.698	0.377	< 0.118 U	< 0.119 U	< 0.116 U	< 0.119 U	< 0.119 U	< 0.115 U	15	4.2	1.06	4.88 J	1.28 J	< 0.117 UJ	3.14 J
PCB-143	68194-15-0	ng/g	< 0.0632 U	< 0.0594 U	< 0.064 U	< 0.0634 U	< 0.0638 U	< 0.0621 U	< 0.0636 U	< 0.0637 UJ	< 0.0615 U	0.607	< 0.0627 U	< 0.0627 U	< 0.0625 U	< 0.0636 U	< 0.0626 U	< 0.0634 U
PCB-145	74472-40-5	ng/g	< 0.0789 U	< 0.0742 U	< 0.0799 U	< 0.0792 U	< 0.0796 U	< 0.0775 U	< 0.0794 UJ	< 0.0796 UJ	< 0.0767 U	< 0.0783 U	< 0.0783 U	< 0.0782 U	< 0.078 U	< 0.0795 U	< 0.0782 U	< 0.0791 U
PCB-146	51908-16-8	ng/g	0.888	0.397	0.295	0.393	< 0.0568 U	< 0.0553 U	0.227	< 0.0568 UJ	< 0.0548 U	11.8	2.17	0.799	4.88 J	0.773 J	< 0.0558 UJ	2.62 J
PCB-147	68194-13-8	ng/g	< 0.0763 U	< 0.0718 U	< 0.0773 U	0.22	< 0.0771 U	< 0.075 U	< 0.0768 U	< 0.077 U	< 0.0742 U	5.33	0.671	< 0.0757 U	1.67 J	0.298 J	< 0.0757 UJ	0.965 J
PCB-148	74472-41-6	ng/g	< 0.0681 U	< 0.0641 U	< 0.069 U	< 0.0684 U	< 0.0687 U	< 0.0669 U	< 0.0685 U	< 0.0687 UJ	< 0.0662 U	0.384	< 0.0676 U	< 0.0675 U	< 0.0674 U	< 0.0686 U	< 0.0675 U	< 0.0683 U
PCB-150	68194-08-1	ng/g	< 0.0781 U	< 0.0735 U	< 0.0791 U	< 0.0784 U	< 0.0788 U	< 0.0767 U	< 0.0786 U	< 0.0788 U	< 0.076 U	0.351	< 0.0775 U	< 0.0775 U	< 0.0773 U	< 0.0787 U	< 0.0774 U	< 0.0783 U
PCB-151	52663-63-5	ng/g	0.967	0.339	0.223	0.362	< 0.061 U	< 0.0594 U	< 0.0608 UJ	< 0.061 U	< 0.0588 U	15.6	3.67	1.09	4.95 J	0.885 J	< 0.0599 UJ	3.57 J
PCB-152	68194-09-2	ng/g	< 0.0863 U	< 0.0812 U	< 0.0875 U	< 0.0867 U	< 0.0872 U	< 0.0848 U	< 0.0869 U	< 0.0871 U	< 0.084 U	0.545	< 0.0857 U	< 0.0856 U	< 0.0854 U	< 0.087 U	< 0.0856 U	< 0.0866 U

Table 12
Phase 2 Reach Floodplain Soil Analytical Results
Phase 2 Data Evaluation Summary Memorandum
Lower Neponset River
Boston and Milton, Massachusetts

Analyte	CAS Number	Units	24D-0113 24D-0113-AS 6/13/2024 N 0 - 1 ft	24D-0113 24D-0113-BS 6/13/2024 N 1 - 2 ft	24D-0113 24D-0113-CS 6/13/2024 N 2 - 2.2 ft	24D-0114 24D-0114-AS 6/13/2024 N 0 - 1 ft	24D-0114 24D-0114-BS 6/13/2024 N 1 - 2 ft	24D-0114 24D-0114-CS 6/13/2024 N 2 - 2.6 ft	24D-0115 24D-0115-AD 6/13/2024 FD 0 - 1 ft	24D-0115 24D-0115-AS 6/13/2024 N 0 - 1 ft	24D-0115 24D-0115-BS 6/13/2024 N 1 - 1.6 ft	24D-0116 24D-0116-AS 6/13/2024 N 0 - 1 ft	24D-0116 24D-0116-BS 6/13/2024 N 1 - 2 ft	24D-0116 24D-0116-CS 6/13/2024 N 2 - 2.8 ft	24D-0117 24D-0117-AS 6/12/2024 N 0 - 1 ft	24D-0117 24D-0117-BS 6/12/2024 N 1 - 2 ft	24D-0117 24D-0117-CS 6/12/2024 N 2 - 3 ft	24D-0118 24D-0118-AS 6/12/2024 N 0 - 0.7 ft
PCB-153	35065-27-1	ng/g	6.7	3.12	1.95	1.49	< 0.0442 U	< 0.043 U	1.43 J	1.85 J	1.19	65.7 J	14.8	3.97	30.5 J	5.8 J	0.252 J	15.2 J
PCB-154	60145-22-4	ng/g	< 0.0498 U	< 0.0469 U	< 0.0505 U	< 0.05 U	< 0.0503 U	< 0.049 U	< 0.0502 U	< 0.0503 UJ	< 0.0485 UJ	2.44 J	< 0.0495 UJ	< 0.0494 UJ	0.833 J	< 0.0502 UJ	< 0.0494 UJ	0.463 J
PCB-155	33979-03-2	ng/g	< 0.042 U	< 0.0395 U	< 0.0425 U	< 0.0422 U	< 0.0424 U	< 0.0412 U	< 0.0423 U	< 0.0423 UJ	< 0.0408 U	< 0.0417 U	< 0.0417 U	< 0.0417 U	< 0.0415 U	< 0.0423 U	< 0.0416 U	< 0.0421 U
PCB-156	38380-08-4	ng/g	0.636	< 0.0572 U	0.378	< 0.0611 U	< 0.0614 U	< 0.0597 U	< 0.0612 U	0.331 J	< 0.0592 U	11.8	2.81	0.692	5.16 J	1.01 J	< 0.0603 UJ	2.27 J
PCB-157	69782-90-7	ng/g	< 0.0583 UJ	< 0.0548 U	< 0.059 U	< 0.0585 U	< 0.0588 U	< 0.0572 U	< 0.0587 U	< 0.0588 U	< 0.0567 U	3.5 J+	0.761 J+	< 0.0578 U	1.32 J	< 0.0587 UJ	< 0.0578 UJ	0.675 J
PCB-158/160	PCB-158/160	ng/g	0.883	0.348	0.286	< 0.123 U	< 0.124 U	< 0.121 U	< 0.124 U	< 0.124 UJ	< 0.119 U	11.1	2.53	0.66	3.62 J	0.868 J	< 0.122 UJ	2.27 J
PCB-159	39635-35-3	ng/g	< 0.0692 UJ	< 0.0652 UJ	< 0.0702 UJ	< 0.0696 UJ	< 0.0699 UJ	< 0.068 UJ	< 0.0697 UJ	< 0.0699 U	< 0.0674 U	0.673	< 0.0687 U	< 0.0687 U	0.338	< 0.0698 U	< 0.0687 U	< 0.0695 U
PCB-161	74472-43-8	ng/g	< 0.0653 U	< 0.0615 U	< 0.0662 U	< 0.0656 U	< 0.066 U	< 0.0642 U	< 0.0658 U	< 0.0659 U	< 0.0636 U	< 0.0648 U	< 0.0649 U	< 0.0648 U	< 0.0646 U	< 0.0658 U	< 0.0648 U	< 0.0656 U
PCB-162	39635-34-2	ng/g	< 0.0669 UJ	< 0.0629 UJ	< 0.0678 UJ	< 0.0672 UJ	< 0.0675 UJ	< 0.0657 UJ	< 0.0673 UJ	< 0.0675 U	< 0.0651 U	0.659	< 0.0664 U	< 0.0664 U	0.247	< 0.0674 U	< 0.0663 U	< 0.0671 U
PCB-165	74472-46-1	ng/g	< 0.0936 U	< 0.0881 U	< 0.0948 U	< 0.094 U	< 0.0945 U	< 0.0919 U	< 0.0942 U	< 0.0944 U	< 0.091 U	< 0.0929 U	< 0.0929 U	< 0.0928 U	< 0.0926 U	< 0.0943 U	< 0.0928 U	< 0.0939 U
PCB-166	41411-63-6	ng/g	< 0.0838 UJ	< 0.0788 UJ	< 0.0849 UJ	< 0.0841 UJ	< 0.0846 UJ	< 0.0823 UJ	< 0.0843 UJ	< 0.0845 UJ	< 0.0815 U	0.499	< 0.0832 U	< 0.0831 U	0.219	< 0.0844 U	< 0.0831 U	< 0.0841 U
PCB-167	52663-72-6	ng/g	0.365	< 0.0539 U	0.194 J	< 0.0575 U	< 0.0578 U	< 0.0563 U	< 0.0577 U	< 0.0578 U	< 0.0557 U	4.68 J+	0.997 J+	< 0.0568 U	1.72 J	0.343 J	< 0.0568 UJ	0.882 J
PCB-169	32774-16-6	ng/g	< 0.0506 U	< 0.0476 U	< 0.0513 U	< 0.0508 U	< 0.0511 U	< 0.0497 U	< 0.051 U	< 0.0511 U	< 0.0492 U	< 0.0502 U	< 0.0502 U	< 0.0502 U	< 0.0501 U	< 0.051 U	< 0.0502 U	< 0.0508 U
PCB-170/190	PCB-170/190	ng/g	2.03	0.969	0.793	0.595	< 0.297 U	< 0.289 U	0.401	< 0.297 U	< 0.286 U	13.8	3.23	1.05	8.81 J	1.1 J	< 0.292 UJ	4.55 J
PCB-171	52663-71-5	ng/g	0.444	0.217	< 0.0666 U	< 0.066 U	< 0.0664 U	< 0.0646 U	< 0.0662 U	< 0.0663 UJ	< 0.0639 U	4.76	0.997	< 0.0652 U	1.94 J	0.287 J	< 0.0652 UJ	1.15 J
PCB-172/192	PCB-172/192	ng/g	0.266	< 0.137 U	< 0.147 U	< 0.146 U	< 0.147 U	< 0.143 U	< 0.146 U	< 0.146 UJ	< 0.141 UJ	2.73 J	< 0.144 UJ	< 0.144 UJ	1.02 J	< 0.146 UJ	< 0.144 UJ	0.553 J
PCB-173	68194-16-1	ng/g	< 0.0885 U	< 0.0833 U	< 0.0896 U	< 0.0889 U	< 0.0893 U	< 0.0869 U	< 0.0891 U	< 0.0893 UJ	< 0.0861 U	0.534	< 0.0878 U	< 0.0878 U	< 0.0876 U	< 0.0891 U	< 0.0877 U	< 0.0888 U
PCB-174	38411-25-5	ng/g	1.9	0.826	0.427	0.441	< 0.105 U	< 0.102 U	0.24	< 0.105 U	< 0.101 U	15	3.59	0.748	7.08 J	0.848 J	< 0.103 UJ	3.63 J
PCB-175	40186-70-7	ng/g	< 0.0632 U	< 0.0594 U	< 0.064 U	< 0.0634 U	< 0.0638 U	< 0.0621 U	< 0.0636 UJ	< 0.0637 UJ	< 0.0615 U	0.617	< 0.0627 U	< 0.0627 U	< 0.0625 U	< 0.0636 U	< 0.0626 U	< 0.0634 U
PCB-176	52663-65-7	ng/g	< 0.0681 U	< 0.0641 U	< 0.069 U	< 0.0684 U	< 0.0687 U	< 0.0669 U	< 0.0685 U	< 0.0687 UJ	< 0.0662 U	1.76	0.498	< 0.0675 U	0.566 J	< 0.0686 UJ	< 0.0675 UJ	0.412 J
PCB-177	52663-70-4	ng/g	1.05	0.486	0.281	0.407	< 0.0891 U	< 0.0867 U	0.22	< 0.0891 U	< 0.0859 U	9.41	2.24	< 0.0876 U	5.12 J	0.502 J	< 0.0875 UJ	2.26 J
PCB-178	52663-67-9	ng/g	0.402 J	< 0.0783 U	< 0.0843 U	< 0.0835 U	< 0.084 U	< 0.0817 U	< 0.0837 U	< 0.0839 U	< 0.0809 U	3.83	0.891	< 0.0825 U	2.11 J	< 0.0838 UJ	< 0.0825 UJ	0.96 J
PCB-179	52663-64-6	ng/g	0.537	0.237	0.137 J	0.247	< 0.0618 U	< 0.0601 U	< 0.0616 U	< 0.0617 UJ	< 0.0596 U	6.12	1.4	0.426	2.79 J	0.311 J	< 0.0607 UJ	1.37 J
PCB-180	35065-29-3	ng/g	4.03	1.97	1.14	0.828	< 0.0574 U	< 0.0559 U	0.476 J	0.621 J	0.606	33.1	8.1	2.19	11.5 J	1.75 J	< 0.0564 UJ	7.63 J
PCB-181	74472-47-2	ng/g	< 0.093 U	< 0.0875 U	< 0.0942 U	< 0.0934 U	< 0.0939 U	< 0.0914 U	< 0.0936 U	< 0.0938 U	< 0.0905 U	< 0.0923 U	< 0.0923 U	< 0.0923 U	< 0.092 U	< 0.0937 U	< 0.0922 U	< 0.0933 U
PCB-182/187	PCB-182/187	ng/g	2.14	0.994	0.633	0.963	< 0.175 U	< 0.17 U	0.384	0.507	< 0.168 U	18.2	3.84	1.47	9.78 J	1.09 J	< 0.171 UJ	4.33 J
PCB-183	52663-69-1	ng/g	0.867	0.408	0.231	< 0.0719 U	< 0.0723 U	< 0.0703 U	< 0.0721 U	< 0.0722 UJ	< 0.0697 UJ	8.27 J	1.99 J	0.692 J	2.43 J	0.433 J	< 0.071 UJ	1.72 J
PCB-184	74472-48-3	ng/g	< 0.0488 U	< 0.046 U	< 0.0495 U	< 0.0491 U	< 0.0493 U	< 0.048 U	< 0.0492 U	< 0.0493 UJ	< 0.0475 U	< 0.0485 U	< 0.0485 U	< 0.0485 U	< 0.0483 U	< 0.0492 U	< 0.0484 U	< 0.049 U
PCB-185	52712-05-7	ng/g	< 0.0716 UJ	< 0.0674 UJ	< 0.0725 UJ	< 0.0719 UJ	< 0.0723 UJ	< 0.0703 UJ	< 0.0721 UJ	< 0.0722 UJ	< 0.0697 UJ	1.8 J	< 0.0711 UJ	< 0.071 UJ	0.917 J	< 0.0721 UJ	< 0.071 UJ	0.396 J
PCB-186	74472-49-4	ng/g	< 0.0734 U	< 0.069 U	< 0.0743 U	< 0.0737 U	< 0.0741 U	< 0.0721 U	< 0.0739 U	< 0.074 U	< 0.0714 U	< 0.0728 U	< 0.0728 U	< 0.0728 U	< 0.0726 U	< 0.0739 U	< 0.0728 U	< 0.0736 U
PCB-188	74487-85-7	ng/g	< 0.0534 U	< 0.0502 U	< 0.0541 U	< 0.0536 U	< 0.0539 U	< 0.0524 U	< 0.0537 U	< 0.0538 U	< 0.0519 U	< 0.053 U	< 0.053 U	< 0.0529 U	< 0.0528 U	< 0.0538 U	< 0.0529 U	< 0.0535 U
PCB-189	39635-31-9	ng/g	< 0.0549 U	< 0.0517 U	< 0.0557 U	< 0.0552 U	< 0.0555 U	< 0.054 U	< 0.0553 U	< 0.0554 UJ	< 0.0534 U	0.904 J+	< 0.0545 U	< 0.0545 U	0.476	< 0.0553 U	< 0.0545 U	< 0.0551 U
PCB-191	74472-50-7	ng/g	< 0.136 U	< 0.128 U	< 0.138 U	< 0.137 U	< 0.137 U	< 0.134 U	< 0.137 U	< 0.137 UJ	< 0.132 U	0.891	< 0.135 U	< 0.135 U	0.173 J	< 0.137 U	< 0.135 U	< 0.136 U
PCB-193	69782-91-8	ng/g	< 0.183 U	< 0.172 U	< 0.186 U	< 0.184 U	< 0.185 U	< 0.18 U	< 0.184 U	< 0.185 U	< 0.178 U	2.83	0.682	< 0.182 U	0.996 J	< 0.185 UJ	< 0.182 UJ	0.383 J
PCB-194	35694-08-7	ng/g	4.77 J	< 0.148 UJ	< 0.159 UJ	< 0.158 UJ	< 0.158 UJ	< 0.154 UJ	< 0.158 UJ	< 0.158 UJ	< 0.153 UJ	11.4 J	1.99 J	< 0.156 UJ	7.16 J	< 0.158 UJ	< 0.156 UJ	4.01 J
PCB-195	52663-78-2	ng/g	< 0.149 U	< 0.14 U	< 0.151 U	< 0.15 U	< 0.151 U	< 0.147 U	< 0.15 U	< 0.151 U	< 0.145 U	3.89	< 0.148 U	< 0.148 U	2.54 J	< 0.15 UJ	< 0.148 UJ	1.08 J
PCB-196/203	PCB-196/203	ng/g	1.76 J	1.22 J	< 0.133 UJ	< 0.132 UJ	< 0.133 UJ	< 0.129 UJ	< 0.132 UJ	< 0.133 UJ	< 0.128 UJ	12.2 J	2.56 J	< 0.13 UJ	5.62 J	< 0.132 UJ	< 0.13 UJ	2.71 J
PCB-197	33091-17-7	ng/g	< 0.0585 UJ	< 0.055 UJ	< 0.0592 UJ	< 0.0587 UJ	< 0.059 UJ	< 0.0574 UJ	< 0.0589 UJ	< 0.059 U	< 0.0569 U	0.428	< 0.058 U	< 0.058 U	< 0.0579 U	< 0.0589 U	< 0.058 U	< 0.0587 U
PCB-198	68194-17-2	ng/g	< 0.0993 UJ	< 0.0934 UJ	< 0.101 UJ	< 0.0997 UJ	< 0.1 UJ	< 0.0975 UJ	< 0.0999 UJ	< 0.1 U	< 0.0966 U	< 0.0985 U	< 0.0985 U	< 0.0985 U	< 0.0982 U	< 0.1 U	< 0.0984 U	< 0.0996 U
PCB-199	52663-75-9	ng/g	2.03	1.2	< 0.0924 U	< 0.0916 U	< 0.0921 U	< 0.0896 U	< 0.0918 U	< 0.092 UJ	< 0.0888 UJ	11.6 J	2.83 J	< 0.0905 UJ	5.52 J	< 0.0919 UJ	< 0.0905 UJ	2.5 J
PCB-200	52663-73-7	ng/g	< 0.0847 UJ	< 0.0797 UJ	< 0.0859 UJ	< 0.0851 UJ	< 0.0856 UJ	< 0.0833 UJ	< 0.0853 UJ	< 0.0855 U	< 0.0825 U	0.894	< 0.0841 U	< 0.0841 U	0.694 J	< 0.0854 UJ	< 0.084 UJ	< 0.085 UJ
PCB-201	40186-71-8	ng/g	< 0.0508 UJ	< 0.0478 UJ	< 0.0515 UJ	< 0.051 UJ	< 0.0513 UJ	< 0.0499 UJ	< 0.0512 UJ	< 0.0513 UJ	< 0.0494 U	0.981	< 0.0504 U	< 0.0504 U	< 0.0503 UJ	< 0.0512 UJ	< 0.0504 UJ	0.382 J
PCB-202	2136-99-4	ng/g	0.533 J	< 0.0598 UJ	< 0.0644 UJ	< 0.0638 UJ	< 0.0642 UJ	< 0.0624 UJ	< 0.064 UJ	< 0.0641 UJ	< 0.0618 U	1.78	< 0.0631 U	< 0.0631 U	0.853 J	< 0.064 UJ	< 0.063 UJ	0.467 J
PCB-204	74472-52-9	ng/g	< 0.0983 U	< 0.0925 U	< 0.0996 U	< 0.0987 U	< 0.0992 U	< 0.0966 U	< 0.0989 U	< 0.0991 U	< 0.0956 U	< 0.0975 U	< 0.0976 U	< 0.0975 U	< 0.0973 U	< 0.099 U	< 0.0975 U	< 0.0986 U
PCB-205	74472-53-0	ng/g	< 0.0543 UJ	< 0.0511 UJ	< 0.0551 UJ	< 0.0546 UJ	< 0.0549 UJ	< 0.0534 UJ	< 0.0547 UJ	< 0.0548 U	< 0.0529 U	< 0.0539 U	< 0.0539 U	< 0.0539 U	< 0.0538 U	< 0.0547 U	< 0.0539 U	< 0.0545 U
PCB-206	40186-72-9	ng/g	5.91	3.4	1.9	< 0.0524 U	< 0.0527 U	< 0.0513 U	0.308	< 0.0526 UJ	< 0.0508 UJ	4.91 J	< 0.0518 UJ	< 0.0518 UJ	2.61 J	< 0.0526 UJ	< 0.0518 UJ	1.45 J
PCB-207	52663-79-3	ng/g	< 0.0689 UJ	< 0.0648 U	< 0.0698 U	< 0.0692 U	< 0.0695 U	< 0.0676 U	< 0.0693 U	< 0.0695 UJ	< 0.067 UJ	0.689 J	< 0.0684 UJ	< 0.0683 UJ	< 0.0681 UJ	< 0.0694 UJ	< 0.0683 UJ	< 0.0691 UJ
PCB-208	52663-77-1	ng/g	2.2	1.43	0.675	< 0.0692 U	< 0.0695 U	< 0.0676 U	< 0.0693 U	< 0.0695 UJ	< 0.067 UJ	1.44 J	< 0.0684 UJ	< 0.0683 UJ	0.605 J	< 0.0694 UJ	< 0.0683 UJ	0.395 J
PCB-209	2051-24-3	ng/g	6.35	3.81	1.94	< 0.0455 U	< 0.0458 U	< 0.0445 U	0.336	< 0.0457 UJ	< 0.0441 UJ	2.16 J	< 0.045 UJ	< 0.045 UJ	0.959	< 0.0457 U	< 0.0449 U	0.729
Total Decachlorobiphenyls	RA_Total_DECPCB	ng/g	6.35	3.81	1.94	< 0.0455 U	< 0.0458 U	< 0.0445 U	0.336	< 0.0457 U	< 0.0441 U	2.16	< 0.045 U	< 0.045 U	0.959	< 0.0457 U	< 0.0449 U	0.729
Total Dichlorobiphenyls	RA_Total_DIPCB	ng/g	< 0.111 U	< 0.104 U	< 0.112 U	7.766	< 0.112 U	< 0.109 U	< 0.112 U	< 0.112 U	< 0.108 U	468.43	20.26	7.73	85.349	14.096	< 0.110 U	69.204
Total Heptachlorobiphenyls	RA_Total_HEPPCB	ng/g	13.666	6.107	3.642	3.481	< 0.297 U	< 0.289 U	1.721	1.128	0.606	124.556	27.458	6.576	55.708	6.321	< 0.292 U	29.344
Total Hexachlorobiphenyls	RA_Total_HEXPCB	ng/g	35.886	16.278	10.088	7.469	0.231	< 0.155 U	5.499	7.649	3.573	421.279	96.589	22.525	177.999	34.455	0.906	91.702
Total Monochlorobiphenyls	RA_Total_MONPCB	ng/g	< 0.0487 U	< 0.0458 U	< 0.0493 U	1.41	< 0.0491 U	< 0.0478 U	< 0.0490 U	< 0.0491 U	< 0.0473 U	122.369	0.542	-	10.88	3.82	< 0.0482 U	9.76
Total Nonachlorobiphenyls	RA_Total_NONPCB	ng/g	8.11	4.83	2.575	< 0.0692 U	< 0.0695 U	< 0.0676 U	0.308	< 0.0695 U	< 0.0670 U	7.039	< 0.0684 U	< 0.0683 U	3.215	< 0.0694 U	< 0.0683 U	1.845
Total Octachlorobiphenyls	RA_Total_OCTPCB	ng/g	9.093	2.42	< 0.159 U	< 0.158 U	< 0.158 U	< 0.154 U	< 0.158 U	< 0.158 U	< 0.153 U	43.173	7.38	< 0.156 U	22.387	< 0.158 U	< 0.156 U	11.149
Total Pentachlorobiphenyls	RA_Total_PENPCB	ng/g	51.84	19.836	11.729	7.512	< 0.321 U	< 0.312 U	6.256	8.843	3.507	1269.62	647.297	90.21	407.731	59.356	1.629	201.258
Total Tetrachlorobiphenyls	RA_Total_TETPCB	ng/g	23.688	9.318	4.246	9.687	0.4	< 0.182 U	2.206	3.579	1.277	2990.04	1707.9	224.332	443.102	33.967	3.095	256.493
Total Trichlorobiphenyls	RA_Total_TRICPB	ng/g	4.792	1.232	< 0.141 U	7.516	< 0.141 U	< 0.137 U	< 0.140 U	< 0.141 U	< 0.136 U	1094.61	371.16	56.17	219.13	16.486	0.938	115.8
Total PCB Congeners	RA_Tot_PCB_Cong	ng/g	153.425	63.831	34.22	44.841	0.631	< 0.312 U	16.326	21.199	8.963	6543.27	2878.58	407.543	1426.46	168.501	6.568	787.284
Total PCB TEQ (Bird)	RA-TEQ-B-PCB	ng/g	0.05184305	0.0202443	0.00014284	0.0000126	< 0	< 0	0.00004927	0.0001126	0.00000503	2.27552354	1.13568707	0.1558372	0.88006446	0.04472073	0.00000618	0.34575352
Total PCB TEQ (Fish)	RA-TEQ-F-PCB	ng/g	0.000148255	0.000054285	0.00001643	0.0000063	< 0	< 0	0.000005465	0.000012245	0.000002515	0.01730287	0.00363574	0.00040901	0.00784428	0.000161715	0.00000309	0.001078535
Total PCB TEQ (Mammal)	RA-TEQ-M-PCB	ng/g	0.00037453	0.00012421	0.00009858	0.0000378	< 0	< 0	0.00003279	0.00007347	0.00001509	0.22676922	0.00663144	0.00090406	0.11210968	0.00052879	0.00001854	0.00206491
TAL Metals and Mercury																		
Aluminum	7429-90-5	mg/kg	3900	4700	4000	5100	6400	7400	3100	5000	3200	4500	6000	4300	5600	5200	5300	2600
Calcium	7440-70-2	mg/kg	580	1200	860	170 J	510 J	170 J	560	1100	610	1500	870	1300	450 J	220 J	410 J	1100
Iron	7439-89-6	mg/kg	6600	7500	6400	14000	14000	13000	6400 J	12000 J	5500	9900	8400	9200	9600	10000	11000	5500
Magnesium	7439-95-4	mg/kg	1200	2000	1500	910	1000	760	1200	1900	1100	1400	1200	1700	990	950	810	890
Potassium	7440-09-7	mg/kg	150 J	210 J	210 J	56 J	130 J	< 550 U	110 J	170 J	90 J	170 J	110 J	170 J	100 J	< 550 U	< 630 U	150 J
Sodium	7440-23-5	mg/kg	< 390 U	< 460 U	< 430 U	< 440 U	< 520 U	< 550 U	< 430 U	< 520 U	< 410 U	140 J	< 630 U	< 530 U	< 590 U	< 550 U	< 630 U	< 490 U
Antimony	7440-36-0	mg/kg	< 1.0 U	< 0.99 U	< 0.78 U	< 1.1 U	< 0.90 U	0.25 J	< 1.0 U	< 0.93 U	< 1.0 U	< 1.5 U	< 1.1 U	< 1.0 U	< 1.2 U	< 1.1 U	< 1.3 U	< 0.95 U
Arsenic	7440-38-2	mg/kg	4.9	2.6	1.6	1.9	1.4	1.9 J	0.91	1.6	1.4	4.1	0.78	0.90	1.2	0.66	1.2	1.3
Barium	7440-39-3	mg/kg	31	30	18	20	10	19	13	12	16	41	40	13	22	9.2	16	16
Beryllium	7440-41-7	mg/kg	< 0.51 U	< 0.49 U	< 0.39 U	< 0.57 U	< 0.45 U	0.15 J	< 0.52 U	< 0.47 U	< 0.50 U	< 0.77 U	< 0.55 U	< 0.51 U	< 0.60 U	< 0.53 U	< 0.65 U	0.52 J+

Table 12
Phase 2 Reach Floodplain Soil Analytical Results
Phase 2 Data Evaluation Summary Memorandum
Lower Neponset River
Boston and Milton, Massachusetts

			24D-0113 24D-0113-AS 6/13/2024 N 0 - 1 ft	24D-0113 24D-0113-BS 6/13/2024 N 1 - 2 ft	24D-0113 24D-0113-CS 6/13/2024 N 2 - 2.2 ft	24D-0114 24D-0114-AS 6/13/2024 N 0 - 1 ft	24D-0114 24D-0114-BS 6/13/2024 N 1 - 2 ft	24D-0114 24D-0114-CS 6/13/2024 N 2 - 2.6 ft	24D-0115 24D-0115-AD 6/13/2024 FD 0 - 1 ft	24D-0115 24D-0115-AS 6/13/2024 N 0 - 1 ft	24D-0115 24D-0115-BS 6/13/2024 N 1 - 1.6 ft	24D-0116 24D-0116-AS 6/13/2024 N 0 - 1 ft	24D-0116 24D-0116-BS 6/13/2024 N 1 - 2 ft	24D-0116 24D-0116-CS 6/13/2024 N 2 - 2.8 ft	24D-0117 24D-0117-AS 6/12/2024 N 0 - 1 ft	24D-0117 24D-0117-BS 6/12/2024 N 1 - 2 ft	24D-0117 24D-0117-CS 6/12/2024 N 2 - 3 ft	24D-0118 24D-0118-AS 6/12/2024 N 0 - 0.7 ft
Analyte	CAS Number	Units															
Cadmium	7440-43-9	mg/kg	0.12 J	0.089 J	0.089 J	0.19 J	< 0.45 U	< 0.58 U	< 0.52 U	< 0.47 U	0.096 J	0.23 J	0.13 J	0.40 J	< 0.60 UJ	< 0.53 UJ	< 0.65 UJ	0.18 J
Chromium, Total	7440-47-3	mg/kg	60 EB	32 EB	20 EB	15 EB	8.6 EB	16 EB	8.2 EB	13 EB	13 EB	37 EB	18 EB	7.7 EB	12 EB	7.0 EB	8.0 EB	13 EB
Cobalt	7440-48-4	mg/kg	3.1	3.1	4.3	5.5	4.4	5.1 J+	2.1	2.8	3.2	3.0	2.7	4.2	2.1	2.0	5.0	1.2
Copper	7440-50-8	mg/kg	51	34	23	16	3.6	17 J+	14	18	19	45	5.8	9.5	16	3.1	3.6	17
Lead	7439-92-1	mg/kg	89	49	25	22	3.3	24	20	19	21	100	9.3	6.8	37	3.9	3.0	53
Manganese	7439-96-5	mg/kg	93 EB	59 EB	80 EB	440 EB	230 EB	140 EB	80 EB	110 EB	85 EB	220 EB	100 EB	160 EB	130 EB	69 EB	250 EB	44 EB
Nickel	7440-02-0	mg/kg	6.4	6.4	4.6	8.2	2.3 J-	12 J+	4.8	7.0	11	8.8	6.2	5.1	4.2	1.8 J-	1.9 J-	3.9
Selenium	7782-49-2	mg/kg	< 2.5 UJ	< 2.5 UJ	< 1.9 UJ	< 2.9 UJ	< 2.2 UJ	< 2.9 U	< 2.6 UJ	< 2.3 UJ	< 2.5 UJ	< 3.9 UJ	< 2.8 UJ	< 2.6 UJ	< 3.0 U	< 2.7 U	< 3.2 U	< 2.4 UJ
Silver	7440-22-4	mg/kg	0.22 J	0.19 J	0.062 J	0.057 J	< 0.45 U	0.052 J-	0.062 J	0.047 J	0.055 J	0.25 J	0.11 J	< 0.51 U	0.12 J	< 0.53 U	< 0.65 U	0.15 J
Thallium	7440-28-0	mg/kg	0.066 J	0.084 J	0.047 J	< 0.57 U	0.036 J	< 0.58 U	< 0.52 U	< 0.47 U	0.061 J	< 0.77 U	0.044 J	< 0.51 U	0.072 J	0.037 J	< 0.65 U	< 0.47 U
Vanadium	7440-62-2	mg/kg	17	12	10	28	23	23	13	18	13	20	14	8.4	21	15	26	10
Zinc	7440-66-6	mg/kg	32 EB	36 EB	24 EB	59 EB	15 EB	35 JEB	23 EB	30 EB	38 EB	62 EB	28 EB	27 EB	43 EB	14 EB	8.4 EB	29 EB
Mercury	7439-97-6	mg/kg	1.0	0.35	0.18	0.10 J	0.035 J	0.058 J	0.073 J	0.091 J	0.074 J	0.42	0.058 J	< 0.11 U	0.19	0.042 J	0.038 J	0.099 J
TCL VOCs																		
1,1,1-Trichloroethane (TCA)	71-55-6	ug/kg	< 4.9 U	< 4.5 U	< 5.1 U	< 6.2 U	< 5.5 U	< 5.9 U	< 5.2 U	< 5.4 U	< 4.8 U	< 7.7 U	< 6.0 U	< 5.8 U	< 7.3 U	< 5.4 U	< 6.5 U	< 6.1 U
1,1,2,2-TETRACHLOROETHANE	79-34-5	ug/kg	< 4.9 U	< 4.5 U	< 5.1 U	< 6.2 U	< 5.5 U	< 5.9 U	< 5.2 U	< 5.4 U	< 4.8 U	< 7.7 U	< 6.0 U	< 5.8 U	< 7.3 U	< 5.4 U	< 6.5 U	< 6.1 U
1,1,2-TRICHLORO-1,2,2-TRIFLUOROETHANE	76-13-1	ug/kg	< 4.9 U	< 4.5 U	< 5.1 U	< 6.2 U	< 5.5 U	< 5.9 U	< 5.2 U	< 5.4 U	< 4.8 U	< 7.7 U	< 6.0 U	< 5.8 U	< 7.3 U	< 5.4 U	< 6.5 U	< 6.1 U
1,1,2-Trichloroethane	79-00-5	ug/kg	< 4.9 U	< 4.5 U	< 5.1 U	< 6.2 U	< 5.5 U	< 5.9 U	< 5.2 U	< 5.4 U	< 4.8 U	< 7.7 U	< 6.0 U	< 5.8 U	< 7.3 U	< 5.4 U	< 6.5 U	< 6.1 U
1,1-Dichloroethane	75-34-3	ug/kg	< 4.9 U	< 4.5 U	< 5.1 U	< 6.2 U	< 5.5 U	< 5.9 U	< 5.2 U	< 5.4 U	< 4.8 U	< 7.7 U	< 6.0 U	< 5.8 U	< 7.3 U	< 5.4 U	< 6.5 U	< 6.1 U
1,1-Dichloroethene	75-35-4	ug/kg	< 4.9 U	< 4.5 U	< 5.1 U	< 6.2 U	< 5.5 U	< 5.9 U	< 5.2 U	< 5.4 U	< 4.8 U	< 7.7 U	< 6.0 U	< 5.8 U	< 7.3 U	< 5.4 U	< 6.5 U	< 6.1 U
1,2,3-Trichlorobenzene	87-61-6	ug/kg	< 4.9 U	< 4.5 U	< 5.1 U	< 6.2 U	< 5.5 U	< 5.9 U	< 5.2 U	< 5.4 U	< 4.8 U	< 7.7 U	< 6.0 U	< 5.8 U	< 7.3 U	< 5.4 U	< 6.5 U	< 6.1 U
1,2,3-TRICHLOROPROPANE	96-18-4	ug/kg	< 4.9 U	< 4.5 U	< 5.1 U	< 6.2 U	< 5.5 U	< 5.9 U	< 5.2 U	< 5.4 U	< 4.8 U	< 7.7 U	< 6.0 U	< 5.8 U	< 7.3 U	< 5.4 U	< 6.5 U	< 6.1 U
1,2,4-TRICHLOROBENZENE	120-82-1	ug/kg	< 4.9 U	< 4.5 U	< 5.1 U	< 6.2 U	< 5.5 U	< 5.9 U	< 5.2 U	< 5.4 U	< 4.8 U	< 7.7 U	< 6.0 U	< 5.8 U	< 7.3 U	< 5.4 U	< 6.5 U	< 6.1 U
1,2,4-Trimethylbenzene	95-63-6	ug/kg	< 4.9 U	< 4.5 U	< 5.1 U	< 6.2 U	< 5.5 U	< 5.9 U	< 5.2 U	< 5.4 U	< 4.8 U	< 7.7 U	< 6.0 U	< 5.8 U	< 7.3 U	< 5.4 U	< 6.5 U	< 6.1 U
1,2-Dibromo-3-Chloropropane	96-12-8	ug/kg	< 4.9 U	< 4.5 U	< 5.1 U	< 6.2 U	< 5.5 U	< 5.9 U	< 5.2 U	< 5.4 U	< 4.8 U	< 7.7 U	< 6.0 U	< 5.8 U	< 7.3 U	< 5.4 U	< 6.5 U	< 6.1 U
1,2-Dibromoethane (Ethylene Dibromide)	106-93-4	ug/kg	< 4.9 U	< 4.5 U	< 5.1 U	< 6.2 U	< 5.5 U	< 5.9 U	< 5.2 U	< 5.4 U	< 4.8 U	< 7.7 U	< 6.0 U	< 5.8 U	< 7.3 U	< 5.4 U	< 6.5 U	< 6.1 U
1,2-Dichlorobenzene	95-50-1	ug/kg	< 4.9 U	< 4.5 U	< 5.1 U	< 6.2 U	< 5.5 U	< 5.9 U	< 5.2 U	< 5.4 U	< 4.8 U	< 7.7 U	< 6.0 U	< 5.8 U	< 7.3 U	< 5.4 U	< 6.5 U	< 6.1 U
1,2-Dichloroethane	107-06-2	ug/kg	< 4.9 U	< 4.5 U	< 5.1 U	< 6.2 U	< 5.5 U	< 5.9 U	< 5.2 U	< 5.4 U	< 4.8 U	< 7.7 U	< 6.0 U	< 5.8 U	< 7.3 U	< 5.4 U	< 6.5 U	< 6.1 U
1,2-DICHLOROPROPANE	78-87-5	ug/kg	< 4.9 U	< 4.5 U	< 5.1 U	< 6.2 U	< 5.5 U	< 5.9 U	< 5.2 U	< 5.4 U	< 4.8 U	< 7.7 U	< 6.0 U	< 5.8 U	< 7.3 U	< 5.4 U	< 6.5 U	< 6.1 U
1,3,5-Trimethylbenzene (Mesitylene)	108-67-8	ug/kg	< 4.9 U	< 4.5 U	< 5.1 U	< 6.2 U	< 5.5 U	< 5.9 U	< 5.2 U	< 5.4 U	< 4.8 U	< 7.7 U	< 6.0 U	< 5.8 U	< 7.3 U	< 5.4 U	< 6.5 U	< 6.1 U
1,3-DICHLOROBENZENE	541-73-1	ug/kg	< 4.9 U	< 4.5 U	< 5.1 U	< 6.2 U	< 5.5 U	< 5.9 U	< 5.2 U	< 5.4 U	< 4.8 U	< 7.7 U	< 6.0 U	< 5.8 U	< 7.3 U	< 5.4 U	< 6.5 U	< 6.1 U
1,4-DICHLOROBENZENE	106-46-7	ug/kg	< 4.9 U	< 4.5 U	< 5.1 U	< 6.2 U	< 5.5 U	< 5.9 U	< 5.2 U	< 5.4 U	< 4.8 U	< 7.7 U	< 6.0 U	< 5.8 U	< 7.3 U	< 5.4 U	< 6.5 U	< 6.1 U
2-HEXANONE	591-78-6	ug/kg	< 9.8 U	< 9.0 U	< 10 U	< 12 U	< 11 U	< 12 U	< 10 U	< 11 U	< 9.7 U	< 15 U	< 12 U	< 12 U	< 15 U	< 11 U	< 13 U	< 12 U
ACETONE	67-64-1	ug/kg	< 9.8 U	23 TB	< 10 U	< 12 U	< 11 U	< 12 U	< 10 U	< 11 U	< 9.7 U	< 15 U	< 12 U	< 12 U	< 15 U	< 11 U	< 13 U	< 12 U
Benzene	71-43-2	ug/kg	< 4.9 U	< 4.5 U	< 5.1 U	< 6.2 U	< 5.5 U	< 5.9 U	< 5.2 U	< 5.4 U	< 4.8 U	< 7.7 U	< 6.0 U	< 5.8 U	< 7.3 U	< 5.4 U	< 6.5 U	< 6.1 U
BROMOCHLOROMETHANE	74-97-5	ug/kg	< 4.9 U	< 4.5 U	< 5.1 U	< 6.2 U	< 5.5 U	< 5.9 U	< 5.2 U	< 5.4 U	< 4.8 U	< 7.7 U	< 6.0 U	< 5.8 U	< 7.3 U	< 5.4 U	< 6.5 U	< 6.1 U
BROMODICHLOROMETHANE	75-27-4	ug/kg	< 4.9 U	< 4.5 U	< 5.1 U	< 6.2 U	< 5.5 U	< 5.9 U	< 5.2 U	< 5.4 U	< 4.8 U	< 7.7 U	< 6.0 U	< 5.8 U	< 7.3 U	< 5.4 U	< 6.5 U	< 6.1 U
BROMOFORM	75-25-2	ug/kg	< 4.9 U	< 4.5 U	< 5.1 U	< 6.2 U	< 5.5 U	< 5.9 U	< 5.2 U	< 5.4 U	< 4.8 U	< 7.7 U	< 6.0 U	< 5.8 U	< 7.3 U	< 5.4 U	< 6.5 U	< 6.1 U
BROMOMETHANE	74-83-9	ug/kg	< 4.9 U	< 4.5 U	< 5.1 U	< 6.2 U	< 5.5 U	< 5.9 U	< 5.2 U	< 5.4 U	< 4.8 U	< 7.7 U	< 6.0 U	< 5.8 U	< 7.3 U	< 5.4 U	< 6.5 U	< 6.1 U
CARBON DISULFIDE	75-15-0	ug/kg	< 4.9 U	< 4.5 U	< 5.1 U	< 6.2 U	< 5.5 U	< 5.9 U	< 5.2 U	< 5.4 U	< 4.8 U	< 7.7 U	< 6.0 U	< 5.8 U	< 7.3 U	< 5.4 U	< 6.5 U	< 6.1 U
CARBON TETRACHLORIDE	56-23-5	ug/kg	< 4.9 U	< 4.5 U	< 5.1 U	< 6.2 U	< 5.5 U	< 5.9 U	< 5.2 U	< 5.4 U	< 4.8 U	< 7.7 U	< 6.0 U	< 5.8 U	< 7.3 U	< 5.4 U	< 6.5 U	< 6.1 U
Chlorobenzene	108-90-7	ug/kg	< 4.9 U	< 4.5 U	< 5.1 U	< 6.2 U	< 5.5 U	< 5.9 U	< 5.2 U	< 5.4 U	< 4.8 U	< 7.7 U	< 6.0 U	< 5.8 U	< 7.3 U	< 5.4 U	< 6.5 U	< 6.1 U
CHLOROETHANE	75-00-3	ug/kg	< 4.9 U	< 4.5 U	< 5.1 U	< 6.2 U	< 5.5 U	< 5.9 U	< 5.2 U	< 5.4 U	< 4.8 U	< 7.7 U	< 6.0 U	< 5.8 U	< 7.3 U	< 5.4 U	< 6.5 U	< 6.1 U
Chloroform	67-66-3	ug/kg	< 4.9 U	< 4.5 U	< 5.1 U	< 6.2 U	< 5.5 U	< 5.9 U	< 5.2 U	< 5.4 U	< 4.8 U	< 7.7 U	< 6.0 U	< 5.8 U	< 7.3 U	< 5.4 U	< 6.5 U	< 6.1 U
CHLOROMETHANE	74-87-3	ug/kg	< 4.9 U	< 4.5 U	< 5.1 U	< 6.2 U	< 5.5 U	< 5.9 U	< 5.2 U	< 5.4 U	< 4.8 U	< 7.7 U	< 6.0 U	< 5.8 U	< 7.3 U	< 5.4 U	< 6.5 U	< 6.1 U
CIS-1,2-DICHLOROETHYLENE	156-59-2	ug/kg	< 4.9 U	< 4.5 U	< 5.1 U	< 6.2 U	< 5.5 U	< 5.9 U	< 5.2 U	< 5.4 U	< 4.8 U	< 7.7 U	< 6.0 U	< 5.8 U	< 7.3 U	< 5.4 U	< 6.5 U	< 6.1 U
cis-1,3-Dichloropropene	10061-01-5	ug/kg	< 4.9 U	< 4.5 U	< 5.1 U	< 6.2 U	< 5.5 U	< 5.9 U	< 5.2 U	< 5.4 U	< 4.8 U	< 7.7 U	< 6.0 U	< 5.8 U	< 7.3 U	< 5.4 U	< 6.5 U	< 6.1 U
Cyclohexane	110-82-7	ug/kg	< 4.9 U	< 4.5 U	< 5.1 U	< 6.2 U	< 5.5 U	< 5.9 U	< 5.2 U	< 5.4 U	< 4.8 U	< 7.7 U	< 6.0 U	< 5.8 U	< 7.3 U	< 5.4 U	< 6.5 U	< 6.1 U
DIBROMOCHLOROMETHANE	124-48-1	ug/kg	< 4.9 U	< 4.5 U	< 5.1 U	< 6.2 U	< 5.5 U	< 5.9 U	< 5.2 U	< 5.4 U	< 4.8 U	< 7.7 U	< 6.0 U	< 5.8 U	< 7.3 U	< 5.4 U	< 6.5 U	< 6.1 U
Dichlorodifluoromethane	75-71-8	ug/kg	< 4.9 U	< 4.5 U	< 5.1 U	< 6.2 U	< 5.5 U	< 5.9 U	< 5.2 U	< 5.4 U	< 4.8 U	< 7.7 U	< 6.0 U	< 5.8 U	< 7.3 U	< 5.4 U	< 6.5 U	< 6.1 U
Ethylbenzene	100-41-4	ug/kg	< 4.9 U	< 4.5 U	< 5.1 U	< 6.2 U	< 5.5 U	< 5.9 U	< 5.2 U	< 5.4 U	< 4.8 U	< 7.7 U	< 6.0 U	< 5.8 U	< 7.3 U	< 5.4 U	< 6.5 U	< 6.1 U
Isopropylbenzene (Cumene)	98-82-8	ug/kg	< 4.9 U	< 4.5 U	< 5.1 U	< 6.2 U	< 5.5 U	< 5.9 U	< 5.2 U	< 5.4 U	< 4.8 U	< 7.7 U	< 6.0 U	< 5.8 U	< 7.3 U	< 5.4 U	< 6.5 U	< 6.1 U
m,p-Xylene	179601-23-1	ug/kg	< 4.9 U	< 4.5 U	< 5.1 U	< 6.2 U	< 5.5 U	< 5.9 U	< 5.2 U	< 5.4 U	< 4.8 U	< 7.7 U	< 6.0 U	< 5.8 U	< 7.3 U	< 5.4 U	< 6.5 U	< 6.1 U
METHYL ACETATE	79-20-9	ug/kg	< 4.9 U	< 4.5 U	< 5.1 U	< 6.2 U	< 5.5 U	< 5.9 U	< 5.2 U	< 5.4 U	< 4.8 U	< 7.7 U	< 6.0 U	< 5.8 U	< 7.3 U	< 5.4 U	< 6.5 U	< 6.1 U
Methyl Ethyl Ketone (2-Butanone)	78-93-3	ug/kg	< 9.8 U	< 9.0 U	< 10 U	< 12 U	< 11 U	< 12 U	< 10 U	< 11 U	< 9.7 U	< 15 U	< 12 U	< 12 U	< 15 U	< 11 U	< 13 U	< 12 U
METHYL ISOBUTYL KETONE (4-METHYL-2-PENTANONE)	108-10-1	ug/kg	< 9.8 U	< 9.0 U	< 10 U	< 12 U	< 11 U	< 12 U	< 10 U	< 11 U	< 9.7 U	< 15 U	< 12 U	< 12 U	< 15 U	< 11 U	< 13 U	< 12 U
Methylcyclohexane	108-87-2	ug/kg	< 4.9 U	< 4.5 U	< 5.1 U	< 6.2 U	< 5.5 U	< 5.9 U	< 5.2 U	< 5.4 U	< 4.8 U	< 7.7 U	< 6.0 U	< 5.8 U	< 7.3 U	< 5.4 U	< 6.5 U	< 6.1 U
Methylene Chloride	75-09-2	ug/kg	6.4	< 4.5 U	< 5.1 U	< 6.2 U	< 5.5 U	< 5.9 U	5.7	8.0	5.5	< 7.7 U	7.1	6.8	< 7.3 U	< 5.4 U	< 6.5 U	5.2 J
o-Xylene (1,2-Dimethylbenzene)	95-47-6	ug/kg	< 4.9 U	< 4.5 U	< 5.1 U	< 6.2 U	< 5.5 U	< 5.9 U	< 5.2 U	< 5.4 U	< 4.8 U	< 7.7 U	< 6.0 U	< 5.8 U	< 7.3 U	< 5.4 U	< 6.5 U	< 6.1 U
Styrene	100-42-5	ug/kg	< 4.9 U	< 4.5 U	< 5.1 U	< 6.2 U	< 5.5 U	< 5.9 U	< 5.2 U	< 5.4 U	< 4.8 U	< 7.7 U	< 6.0 U	< 5.8 U	< 7.3 U	< 5.4 U	< 6.5 U	< 6.1 U
TERT-BUTYL METHYL ETHER	1634-04-4	ug/kg	< 4.9 U	< 4.5 U	< 5.1 U	< 6.2 U	< 5.5 U	< 5.9 U	< 5.2 U	< 5.4 U	< 4.8 U	< 7.7 U	< 6.0 U	< 5.8 U	< 7.3 U	< 5.4 U	< 6.5 U	< 6.1 U
Tetrachloroethylene (PCE)	127-18-4	ug/kg	< 4.9 U	< 4.5 U	< 5.1 U	< 6.2 U	< 5.5 U	< 5.9 U	< 5.2 U	< 5.4 U	< 4.8 U	< 7.7 U	< 6.0 U	< 5.8 U	< 7.3 U	< 5.4 U	< 6.5 U	< 6.1 U
Toluene	108-88-3	ug/kg	< 4.9 U	< 4.5 U	< 5.1 U	< 6.2 U	< 5.5 U	< 5.9 U	< 5.2 U	< 5.4 U	< 4.8 U	< 7.7 U	< 6.0 U	< 5.8 U	< 7.3 U	< 5.4 U	< 6.5 U	< 6.1 U
Trans-1,2-Dichloroethylene	156-60-5	ug/kg	< 4.9 U	< 4.5 U	< 5.1 U	< 6.2 U	< 5.5 U	< 5.9 U	< 5.2 U	< 5.4 U	< 4.8 U	< 7.7 U	< 6.0 U	< 5.8 U	< 7.3 U	< 5.4 U	< 6.5 U	< 6.1 U
Trans-1,3-Dichloropropene	10061-02-6	ug/kg	< 4.9 U	< 4.5 U	< 5.1 U	< 6.2 U	< 5.5 U	< 5.9 U	< 5.2 U	< 5.4 U	< 4.8 U	< 7.7 U	< 6.0 U	< 5.8 U	< 7.3 U	< 5.4 U	< 6.5 U	< 6.1 U
Trichloroethylene (TCE)	79-01-6	ug/kg	< 4.9 U	< 4.5 U	< 5.1 U	< 6.2 U	< 5.5 U	< 5.9 U	< 5.2 U	< 5.4 U	< 4.8 U	< 7.7 U	< 6.0 U	< 5.8 U	< 7.3 U	< 5.4 U	< 6.5 U	< 6.1 U
Trichlorofluoromethane	75-69-4	ug/kg	< 4.9 U	< 4.5 U	< 5.1 U	< 6.2 U	< 5.5 U	< 5.9 U	< 5.2 U	< 5.4 U	< 4.8 U	< 7.7 U	< 6.0 U	< 5.8 U	< 7.3 U	< 5.4 U	< 6.5 U	< 6.1 U
Vinyl Chloride	75-01-4	ug/kg	< 4.9 U	< 4.5 U	< 5.1 U	< 6.2 U	< 5.5 U	< 5.9 U	< 5.2 U	< 5.4 U	< 4.8 U	< 7.7 U	< 6.0 U	< 5.8 U	< 7.3 U	< 5.4 U	< 6.5 U	< 6.1 U

Table 12
Phase 2 Reach Floodplain Soil Analytical Results
Phase 2 Data Evaluation Summary Memorandum
Lower Neponset River
Boston and Milton, Massachusetts

			24D-0113 24D-0113-AS 6/13/2024 N 0 - 1 ft	24D-0113 24D-0113-BS 6/13/2024 N 1 - 2 ft	24D-0113 24D-0113-CS 6/13/2024 N 2 - 2.2 ft	24D-0114 24D-0114-AS 6/13/2024 N 0 - 1 ft	24D-0114 24D-0114-BS 6/13/2024 N 1 - 2 ft	24D-0114 24D-0114-CS 6/13/2024 N 2 - 2.6 ft	24D-0115 24D-0115-AD 6/13/2024 FD 0 - 1 ft	24D-0115 24D-0115-AS 6/13/2024 N 0 - 1 ft	24D-0115 24D-0115-BS 6/13/2024 N 1 - 1.6 ft	24D-0116 24D-0116-AS 6/13/2024 N 0 - 1 ft	24D-0116 24D-0116-BS 6/13/2024 N 1 - 2 ft	24D-0116 24D-0116-CS 6/13/2024 N 2 - 2.8 ft	24D-0117 24D-0117-AS 6/12/2024 N 0 - 1 ft	24D-0117 24D-0117-BS 6/12/2024 N 1 - 2 ft	24D-0117 24D-0117-CS 6/12/2024 N 2 - 3 ft	24D-0118 24D-0118-AS 6/12/2024 N 0 - 0.7 ft
Analyte	CAS Number	Units															
TCL SVOCs																	
1,2,4,5-TETRACHLOROBENZENE	95-94-3	ug/kg	< 190 U	< 180 U	< 180 U	< 200 U	< 190 U	< 220 U	< 190 U	< 190 U	< 180 U	< 270 U	< 230 U	< 200 U	< 210 U	< 200 U	< 220 U	< 220 U
1,4-Dioxane (P-Dioxane)	123-91-1	ug/kg	< 74 U	< 71 U	< 70 U	< 77 U	< 75 U	< 86 U	< 73 U	< 74 U	< 72 U	< 100 U	< 90 U	< 78 U	< 84 U	< 79 U	< 87 U	< 86 U
1-Methylnaphthalene	90-12-0	ug/kg	13 J	13	3.0 J	2.4 J	< 3.7 U	< 4.3 U	1.5 J	1.5 J	< 3.6 U	10	< 4.5 U	< 3.9 U	5.3	< 3.9 U	< 4.3 U	9.4
2,3,4,6-TETRACHLOROPHENOL	58-90-2	ug/kg	< 190 U	< 180 U	< 180 U	< 200 U	< 190 U	< 220 U	< 190 U	< 190 U	< 180 U	< 270 U	< 230 U	< 200 U	< 210 U	< 200 U	< 220 U	< 220 U
2,4,5-TRICHLOROPHENOL	95-95-4	ug/kg	< 190 U	< 180 U	< 180 U	< 200 U	< 190 U	< 220 U	< 190 U	< 190 U	< 180 U	< 270 U	< 230 U	< 200 U	< 210 U	< 200 U	< 220 U	< 220 U
2,4,6-TRICHLOROPHENOL	88-06-2	ug/kg	< 190 U	< 180 U	< 180 U	< 200 U	< 190 U	< 220 U	< 190 U	< 190 U	< 180 U	< 270 U	< 230 U	< 200 U	< 210 U	< 200 U	< 220 U	< 220 U
2,4-DICHLOROPHENOL	120-83-2	ug/kg	< 190 U	< 180 U	< 180 U	< 200 U	< 190 U	< 220 U	< 190 U	< 190 U	< 180 U	< 270 U	< 230 U	< 200 U	< 210 U	< 200 U	< 220 U	< 220 U
2,4-DIMETHYLPHENOL	105-67-9	ug/kg	< 190 U	< 180 UJ	< 180 UJ	< 200 UJ	< 190 UJ	< 220 U	< 190 U	< 190 U	< 180 U	< 270 U	< 230 U	< 200 U	< 210 U	< 200 UJ	< 220 U	< 220 UJ
2,4-DINITROPHENOL	51-28-5	ug/kg	< 360 U	< 350 U	< 350 U	< 380 U	< 370 U	< 430 U	< 360 U	< 360 U	< 360 U	< 520 U	< 450 U	< 390 U	< 420 U	< 390 U	< 430 U	< 430 U
2,4-DINITROTOLUENE	121-14-2	ug/kg	< 190 U	< 180 U	< 180 U	< 200 U	< 190 U	< 220 U	< 190 U	< 190 U	< 180 U	< 270 U	< 230 U	< 200 U	< 210 U	< 200 U	< 220 U	< 220 U
2,6-DINITROTOLUENE	606-20-2	ug/kg	< 190 U	< 180 U	< 180 U	< 200 U	< 190 U	< 220 U	< 190 U	< 190 U	< 180 U	< 270 U	< 230 U	< 200 U	< 210 U	< 200 U	< 220 U	< 220 U
2-CHLORONAPHTHALENE	91-58-7	ug/kg	< 190 U	< 180 U	< 180 U	< 200 U	< 190 U	< 220 U	< 190 U	< 190 U	< 180 U	< 270 U	< 230 U	< 200 U	< 210 U	< 200 U	< 220 U	< 220 U
2-CHLOROPHENOL	95-57-8	ug/kg	< 190 U	< 180 U	< 180 U	< 200 U	< 190 U	< 220 U	< 190 U	< 190 U	< 180 U	< 270 U	< 230 U	< 200 U	< 210 U	< 200 U	< 220 U	< 220 U
2-Methylnaphthalene	91-57-6	ug/kg	18 JEB	16 EB	3.8 EB	3.7 JEB	< 3.7 U	< 4.3 U	1.9 JEB	2.0 JEB	1.2 JEB	14 EB	< 4.5 U	0.82 JEB	8.1 EB	< 3.9 U	< 4.3 U	10 EB
2-METHYLPHENOL (O-CRESOL)	95-48-7	ug/kg	< 360 U	< 350 U	< 350 U	< 380 U	< 370 U	< 430 U	< 360 U	< 360 U	< 360 U	< 520 U	< 450 U	< 390 U	< 420 U	< 390 U	< 430 U	< 430 U
2-NITROANILINE	88-74-4	ug/kg	< 190 U	< 180 U	< 180 U	< 200 U	< 190 U	< 220 U	< 190 U	< 190 U	< 180 U	< 270 U	< 230 U	< 200 U	< 210 U	< 200 U	< 220 U	< 220 U
2-NITROPHENOL	88-75-5	ug/kg	< 190 U	< 180 U	< 180 U	< 200 U	< 190 U	< 220 U	< 190 U	< 190 U	< 180 U	< 270 U	< 230 U	< 200 U	< 210 U	< 200 U	< 220 U	< 220 U
3,3'-DICHLOROBENZIDINE	91-94-1	ug/kg	< 360 U	< 350 U	< 350 U	< 380 U	< 370 U	< 430 U	< 360 U	< 360 U	< 360 U	< 520 U	< 450 U	< 390 U	< 420 U	< 390 U	< 430 U	< 430 U
3-NITROANILINE	99-09-2	ug/kg	< 360 U	< 350 U	< 350 U	< 380 U	< 370 U	< 430 U	< 360 U	< 360 U	< 360 U	< 520 U	< 450 U	< 390 U	< 420 U	< 390 U	< 430 U	< 430 U
4,6-DINITRO-2-METHYLPHENOL	534-52-1	ug/kg	< 360 U	< 350 U	< 350 U	< 380 U	< 370 U	< 430 U	< 360 U	< 360 U	< 360 U	< 520 U	< 450 U	< 390 U	< 420 U	< 390 U	< 430 U	< 430 U
4-BROMOPHENYL PHENYL ETHER	101-55-3	ug/kg	< 190 U	< 180 U	< 180 U	< 200 U	< 190 U	< 220 U	< 190 U	< 190 U	< 180 U	< 270 U	< 230 U	< 200 U	< 210 U	< 200 U	< 220 U	< 220 U
4-CHLORO-3-METHYLPHENOL	59-50-7	ug/kg	< 190 U	< 180 U	< 180 U	< 200 U	< 190 U	< 220 U	< 190 U	< 190 U	< 180 U	< 270 U	< 230 U	< 200 U	< 210 U	< 200 U	< 220 U	< 220 U
4-CHLOROANILINE	106-47-8	ug/kg	< 360 U	< 350 U	< 350 U	< 380 U	< 370 U	< 430 U	< 360 U	< 360 U	< 360 U	< 520 U	< 450 U	< 390 U	< 420 U	< 390 U	< 430 U	< 430 U
4-CHLOROPHENYL PHENYL ETHER	7005-72-3	ug/kg	< 190 U	< 180 U	< 180 U	< 200 U	< 190 U	< 220 U	< 190 U	< 190 U	< 180 U	< 270 U	< 230 U	< 200 U	< 210 U	< 200 U	< 220 U	< 220 U
4-METHYLPHENOL (P-CRESOL)	106-44-5	ug/kg	< 360 U	< 350 U	< 350 U	< 380 U	< 370 U	< 430 U	< 360 U	< 360 U	< 360 U	< 520 U	< 450 U	< 390 U	< 420 U	< 390 U	< 430 U	< 430 U
4-Nitroaniline	100-01-6	ug/kg	< 360 U	< 350 U	< 350 U	< 380 U	< 370 U	< 430 U	< 360 U	< 360 U	< 360 U	< 520 U	< 450 U	< 390 U	< 420 U	< 390 U	< 430 U	< 430 U
4-NITROPHENOL	100-02-7	ug/kg	< 360 U	< 350 U	< 350 U	< 380 U	< 370 U	< 430 U	< 360 U	< 360 U	< 360 U	< 520 U	< 450 U	< 390 U	< 420 U	< 390 U	< 430 U	< 430 U
Acenaphthene	83-32-9	ug/kg	29 J	37 J	3.9 J	8.6 J	< 190 U	< 220 U	4.3	3.9	1.7 J	37	1.3 J	1.4 J	16 J	< 200 U	< 220 U	53 J
ACENAPHTHYLENE	208-96-8	ug/kg	48 J	32	15	10	1.0 J	0.86 J	6.3	4.9	5.6	27	1.8 J	4.1	25	1.6 J	< 4.3 U	49
Acetophenone	98-86-2	ug/kg	< 360 U	< 350 U	< 350 U	< 380 U	< 370 U	< 430 U	< 360 U	< 360 U	< 360 U	< 520 U	< 450 U	< 390 U	< 420 U	< 390 U	< 430 U	< 430 U
ANTHRACENE	120-12-7	ug/kg	160	200	24	30	1.0 J	< 4.3 U	14	11	7.8	160	4.6	5.4	67	2.8 J	1.4 J	290
ATRAZINE	1912-24-9	ug/kg	< 360 U	< 350 U	< 350 U	< 380 U	< 370 U	< 430 U	< 360 U	< 360 U	< 360 U	< 520 U	< 450 U	< 390 U	< 420 U	< 390 U	< 430 U	< 430 U
BENZALDEHYDE	100-52-7	ug/kg	71 J	< 350 U	< 350 U	470	< 370 U	< 430 U	< 360 U	< 360 U	< 360 U	< 520 U	< 450 U	< 390 U	< 420 U	< 390 U	< 430 U	< 430 U
BENZO(A)ANTHRACENE	56-55-3	ug/kg	390	260	82	95	3.6 J	2.2 J	53	49	33	460	18	23	230	8.9	3.3 J	800
BENZO(A)PYRENE	50-32-8	ug/kg	290	170	50	51	4.1	1.8 J	42	34	38	310	22	26	140	11	3.4 J	450
Benzo(B)Fluoranthene	205-99-2	ug/kg	510	300	110	130	6.2	3.2 J	62 J	57 J	39 J	700	24 J	28 J	330	16	6.0	960
Benzo(G,H,I)Perylene	191-24-2	ug/kg	23	17	5.7	6.5	2.8 J	1.2 J	7.1	5.0	23	34	15	16	15	6.8	2.6 J	43
Benzo(K)Fluoranthene	207-08-9	ug/kg	170	110	33	37	2.5 J	1.3 J	23	23	13	210	8.6	9.2	110	6.3	2.0 J	310
BENZYL BUTYL PHTHALATE	85-68-7	ug/kg	< 190 U	< 180 U	< 180 U	< 200 U	< 190 U	< 220 U	< 190 U	< 190 U	< 180 U	< 270 U	< 230 U	< 200 U	< 210 U	< 200 U	< 220 U	< 220 U
BIPHENYL (DIPHENYL)	92-52-4	ug/kg	< 190 U	< 180 U	< 180 U	< 200 U	< 190 U	< 220 U	< 190 U	< 190 U	< 180 U	< 270 U	< 230 U	< 200 U	< 210 U	< 200 U	< 220 U	< 220 U
BIS(2-CHLOROETHOXY) METHANE	111-91-1	ug/kg	< 190 U	< 180 U	< 180 U	< 200 U	< 190 U	< 220 U	< 190 U	< 190 U	< 180 U	< 270 U	< 230 U	< 200 U	< 210 U	< 200 U	< 220 U	< 220 U
BIS(2-CHLOROETHYL) ETHER (2-CHLOROETHYL ETHER)	111-44-4	ug/kg	< 360 U	< 350 U	< 350 U	< 380 U	< 370 U	< 430 U	< 360 U	< 360 U	< 360 U	< 520 U	< 450 U	< 390 U	< 420 U	< 390 U	< 430 U	< 430 U
BIS(2-CHLOROISOPROPYL) ETHER	108-60-1	ug/kg	< 360 U	< 350 U	< 350 U	< 380 U	< 370 U	< 430 U	< 360 U	< 360 U	< 360 U	< 520 U	< 450 U	< 390 U	< 420 U	< 390 U	< 430 U	< 430 U
BIS(2-ETHYLHEXYL) PHTHALATE	117-81-7	ug/kg	< 190 U	< 180 U	< 180 U	< 200 U	< 190 U	< 220 U	< 190 U	< 190 U	< 180 U	200 J	< 230 U	< 200 U	80 J	< 200 U	< 220 U	190 J
Caprolactam	105-60-2	ug/kg	< 360 U	< 350 U	< 350 U	< 380 U	< 370 U	< 430 U	< 360 U	< 360 U	< 360 U	< 520 U	< 450 U	< 390 U	< 420 U	< 390 U	< 430 U	< 430 U
CARBAZOLE	86-74-8	ug/kg	44 J	< 350 U	< 350 U	< 380 U	< 370 U	< 430 U	< 360 U	< 360 U	< 360 U	61 J	< 450 U	< 390 U	< 420 U	< 390 U	< 430 U	140 J
CHRYSENE	218-01-9	ug/kg	430	220	61	73	2.7 J	1.8 J	54	51	32	530	19	21	170	7.4	2.5 J	870
DIBENZ(A,H)ANTHRACENE	53-70-3	ug/kg	53	39	12	12	0.79 J	< 4.3 U	9.9	9.0	6.0	77	3.6 J	4.3	32	1.7 J	< 4.3 U	98
Dibenzofuran	132-64-9	ug/kg	< 190 U	< 180 U	< 180 U	< 200 U	< 190 U	< 220 U	< 190 U	< 190 U	< 180 U	< 270 U	< 230 U	< 200 U	< 210 U	< 200 U	< 220 U	< 220 U
Diethyl Phthalate	84-66-2	ug/kg	< 190 U	< 180 U	< 180 U	< 200 U	< 190 U	< 220 U	< 190 U	< 190 U	< 180 U	< 270 U	< 230 U	< 200 U	< 210 U	< 200 U	< 220 U	< 220 U
DIMETHYL PHTHALATE	131-11-3	ug/kg	< 190 U	< 180 U	< 180 U	< 200 U	< 190 U	< 220 U	< 190 U	< 190 U	< 180 U	< 270 U	< 230 U	< 200 U	< 210 U	< 200 U	< 220 U	< 220 U
Di-N-Butyl Phthalate	84-74-2	ug/kg	< 190 U	63 J	< 180 U	< 200 U	< 190 U	< 220 U	< 190 U	< 190 U	< 180 U	62 J	< 230 U	< 200 U	< 210 U	< 200 U	< 220 U	< 220 U
DI-N-OCTYLPHTHALATE	117-84-0	ug/kg	< 360 U	< 350 U	< 350 U	< 380 U	< 370 U	< 430 U	< 360 U	< 360 U	< 360 U	< 520 U	< 450 U	< 390 U	< 420 U	< 390 U	< 430 U	< 430 U
FLUORANTHENE	206-44-0	ug/kg	920	600	140	180	6.6	3.7 J	120	130	90	1200	47	39	460	18	7.3	2000
FLUORENE	86-73-7	ug/kg	29 J	47	4.9	8.9	< 3.7 U	< 4.3 U	4.3	3.3 J	1.8 J	38	1.4 J	1.5 J	18	0.83 J	< 4.3 U	72
HEXACHLOROBENZENE	118-74-1	ug/kg	< 190 U	< 180 U	< 180 U	< 200 U	< 190 U	< 220 U	< 190 U	< 190 U	< 180 U	< 270 U	< 230 U	< 200 U	< 210 U	< 200 U	< 220 U	< 220 U
Hexachlorobutadiene	87-68-3	ug/kg	< 190 U	< 180 U	< 180 U	< 200 U	< 190 U	< 220 U	< 190 U	< 190 U	< 180 U	< 270 U	< 230 U	< 200 U	< 210 U	< 200 U	< 220 U	< 220 U
HEXACHLOROCYCLOPENTADIENE	77-47-4	ug/kg	< 360 U	< 350 UJ	< 350 UJ	< 380 UJ	< 370 UJ	< 430 U	< 360 U	< 360 U	< 360 U	< 520 U	< 450 U	< 390 U	< 420 U	< 390 UJ	< 430 U	< 430 UJ
HEXACHLOROETHANE	67-72-1	ug/kg	< 190 U	< 180 U	< 180 U	< 200 U	< 190 U	< 220 U	< 190 U	< 190 U	< 180 U	< 270 U	< 230 U	< 200 U	< 210 U	< 200 U	< 220 U	< 220 U
INDENO(1,2,3-C,D)PYRENE	193-39-5	ug/kg	180	100	33	33	2.4 J	1.1 J	25	21	18	200	12	13	97	5.8	1.9 J	270
ISOPHORONE	78-59-1	ug/kg	< 190 U	< 180 U	< 180 U	< 200 U	< 190 U	< 220 U	< 190 U	< 190 U	< 180 U	< 270 U	< 230 U	< 200 U	< 210 U	< 200 U	< 220 U	< 220 U
Naphthalene	91-20-3	ug/kg	27 JEB	19 EB	4.8 EB	5.5 EB	< 3.7 U	< 4.3 U	3.2 JEB	2.9 JEB	2.0 JEB	27 EB	< 4.5 U	1.5 JEB	13 EB	< 3.9 U	< 4.3 U	17 EB
NITROBENZENE	98-95-3	ug/kg	< 190 U	< 180 U	< 180 U	< 200 U	< 190 U	< 220 U	< 190 U	< 190 U	< 180 U	< 270 U	< 230 U	< 200 U	< 210 U	< 200 U	< 220 U	< 220 U
N-NITROSODI-N-PROPYLAMINE	621-64-7	ug/kg	< 190 U	< 180 UJ	< 180 UJ	< 200 UJ	< 190 UJ	< 220 U	< 190 U	< 190 U	< 180 U	< 270 U	< 230 U	< 200 U	< 210 U	< 200 UJ	< 220 U	< 220 UJ
N-NITROSODIPHENYLAMINE	86-30-6	ug/kg	< 190 U	< 180 U	< 180 U	< 200 U	< 190 U	< 220 U	< 190 U	< 190 U	< 180 U	< 270 U	< 230 U	< 200 U	< 210 U	< 200 U	< 220 U	< 220 U
PENTACHLOROPHENOL	87-86-5	ug/kg	< 7.4 U	< 7.1 U	< 7.0 U	< 7.8 U	< 7.5 U	< 8.6 U	2.9 J	< 7.4 U	2.1 J	< 10 U	< 9.1 U	< 7.9 U	< 8.5 U	< 8.0 U	< 8.8 U	< 8.7 U
PHENANTHRENE	85-01-8	ug/kg	520	520	76	130	2.8 J	2.1 J	72	71	31	560	21	19	270	8.6	4.8	1200
PHENOL	108-95-2	ug/kg	< 360 U	< 350 U	< 350 U	< 380 U	< 370 U	< 430 U	< 360 U	< 360 U	< 360 U	< 520 U	< 450 U	< 390 U	< 420 U	< 390 U	< 430 U	< 430 U
PYRENE	129-00-0	ug/kg	690	460	110	140	5.5	3.1 J	92	100	81	800	38	33	310	16	6.1	1400

Table 12
Phase 2 Reach Floodplain Soil Analytical Results
Phase 2 Data Evaluation Summary Memorandum
Lower Neponset River
Boston and Milton, Massachusetts

Analyte	CAS Number	Units	24D-0119 24D-0119-AS 6/12/2024 N 0 - 0.6 ft	24D-0120 24D-0120-AD 6/12/2024 FD 0 - 0.7 ft	24D-0120 24D-0120-AS 6/12/2024 N 0 - 0.7 ft	24D-0121 24D-0121-AS 6/11/2024 N 0 - 1 ft	24D-0121 24D-0121-BS 6/11/2024 N 1 - 1.5 ft	24D-0122 24D-0122-AS 6/11/2024 N 0 - 1 ft	24D-0122 24D-0122-BS 6/11/2024 N 1 - 2 ft	24D-0122 24D-0122-CS 6/11/2024 N 2 - 2.6 ft	24D-0123 24D-0123-AS 6/11/2024 N 0 - 0.6 ft	24D-0124 24D-0124-AS 6/11/2024 N 0 - 1 ft	24D-0124 24D-0124-BS 6/11/2024 N 1 - 2 ft	24D-0124 24D-0124-CS 6/11/2024 N 2 - 3 ft	24D-0125 24D-0125-AD 6/10/2024 FD 0 - 1 ft	24D-0125 24D-0125-AS 6/10/2024 N 0 - 1 ft	24D-0125 24D-0125-BS 6/10/2024 N 1 - 2 ft	24D-0126 24D-0126-AS 6/10/2024 N 0 - 1 ft
PCDD/F																		
1,2,3,4,6,7,8-HpCDD	35822-46-9	pg/g	374	1120	1100	20.4	39.8	1310	74.1	34.1	553	568	74.6	12.6	465	539	176	55.7
1,2,3,4,6,7,8-HpCDF	67562-39-4	pg/g	136	701	628	11.8	19.3	763	40.3	19.5	277	297	42.5	7.33	144	160	51.2	36.1
1,2,3,4,7,8,9-HpCDF	55673-89-7	pg/g	6.14	19.6	19.4	0.45 J	0.6 JN	21.1	0.991 JN	0.782 J	9.47 JN	9.85 J	1.69 J	0.282 J	8.2	8.22	3.04	1.18 J
1,2,3,4,7,8-HxCDD	39227-28-6	pg/g	3	9.05	9.12	0.684 J+	0.701 J+	10.6	0.922 J+	0.712 J+	6.81 J	5.97 JN	1.23 J+	0.423 JN	3.66	5.58	2.13 J	0.8 J+
1,2,3,4,7,8-HxCDF	70648-26-9	pg/g	13.2	41.8	39.9	0.713 JN	1.6 J	43	2.27 J	1.23 JN	19.3 JN	19 JN	2.39 JN	0.44 JN	12.5	13.3	3.61	3.76
1,2,3,6,7,8-HxCDD	57653-85-7	pg/g	15	55.4	54	1.16 J	1.84 J	68.8	3.54	1.69 J+	26.8	31.8	3.16 B	0.688 J+	20.7	22.8	6.74	3.12
1,2,3,6,7,8-HxCDF	57117-44-9	pg/g	6.19	19.6	20.5	0.552 JN	1.03 J	21.8	1.32 J	0.624 JN	19.3	18.1	1.45 JN	0.339 J	5.81	5.96	1.64 J	1.5 J
1,2,3,7,8,9-HxCDD	19408-74-3	pg/g	7.26	27.9	27.1	0.856 JN	1.1 J	33.1	1.88 J	0.812 JN	13.7 JN	14.3 JN	2.06 J	0.497 JN	7.71	8.4	2.95	1.72 J
1,2,3,7,8,9-HxCDF	72918-21-9	pg/g	< 0.31 U	< 0.369 U	< 0.333 U	< 0.313 U	< 0.155 U	< 0.391 U	< 0.376 U	< 0.268 U	< 4.83 U	< 5.59 U	< 0.355 U	< 0.241 U	< 0.402 U	< 0.206 U	< 0.191 U	< 0.186 U
1,2,3,7,8-PeCDD	40321-76-4	pg/g	1.31 JN	4.22 JN	4.03 JN	< 0.242 UJ	0.333 JN	5.66 JN	< 0.282 UJ	0.34 JN	< 3.9 UJ	< 5.59 UJ	0.528 JN	< 0.17 UJ	2.54 J	4.38 J	< 1.86 UJ	0.356 JN
1,2,3,7,8-PeCDF	57117-41-6	pg/g	3.37	7.79	8.37	0.312 J	0.779 J	8.12	0.498 JN	0.24 JN	40.7 J	25.7 J	0.569 J	0.114 JN	3.31	3.25	1.03 J	0.322 JN
2,3,4,6,7,8-HxCDF	60851-34-5	pg/g	7.01	19.8	19.1	0.916 J	1.01 J	21.8	1.47 J	0.724 J	10.1 JN	11.4 J	1.46 J	0.257 JN	7.54	7.41	2.29 J	1.47 J
2,3,4,7,8-PeCDF	57117-31-4	pg/g	21.4 J+	27.2 J+	25.4 J+	0.911 J+	1.98 J+	30.7 J+	1.54 JN	1.02 J	14.6 JN	11.3 JN	1.79 J	0.555 J	20.5	21.3	6.39	1.46 J
2,3,7,8-TCDD	1746-01-6	pg/g	0.827 J	1.23 JN	1.64 J	< 0.924 UJ	< 0.986 UJ	1.3 J	< 0.970 UJ	< 0.174 UJ	< 4.52 UJ	< 6.49 UJ	< 0.145 UJ	< 0.143 UJ	0.607 JN	< 0.970 UJ	< 0.996 UJ	< 0.982 UJ
2,3,7,8-TCDF	51207-31-9	pg/g	5.82	11	10.3	0.51	0.699	12.7	0.739	0.44 JN	27.8 J	25.1 J	0.558 J	< 0.162 UJ	6.42	6.91	2.55 JN	0.824
OCDD	3268-87-9	pg/g	3890	7790	8010	137	304	9270	538	253	3730	3890	503	88	5620	7390	2230	375
OCDF	39001-02-0	pg/g	172 J	687 J	646 J	13.3 J	20.8 J	754 J	46.8 J	19.4	362	328	59.3	9.03	210	207	119	36.5
Total HpCDD	RA_Total_HpCDD	pg/g	664	1957	1937	37.3	70.1	2257	133	61.1	1001	1082	128.2	21.67	910	1118	363	100.7
Total HpCDF	RA_Total_HpCDF	pg/g	300	1332.9	1221.2	21.41	39.313	1494	86.071	40.182	552.47	587.85	85.254	14.721	378.2	391.18	153.34	68.58
Total HxCDD	RA_Total_HxCDD	pg/g	91.45	343.68	341.56	7.994	12.933	423.64	21.742	10.921	175.07	185.39	20.235	4.21	121.597	123.48	40.17	20.423
Total HxCDF	RA_Total_HxCDF	pg/g	134.182	448.106	444.004	11.521	17.199	534.745	30.675	15.155	226.57	223.8	30.39	5.527	157.844	155.149	48.366	30.516
Total PeCDD	RA_Total_PeCDD	pg/g	12.332	41.906	42.519	1 U	1.568	61.36	0.8 U	0.34	< 3.9 U	< 5.59 U	2.301	0.265 U	13.441	13.239	< 1.86 U	3.127
Total PeCDF	RA_Total_PeCDF	pg/g	122.257	235.13	236.48	9.24	12.332	279.312	12.68	7.971	230.07	130.61	14.6361	2.643	127.45	118.665	37.06	13.701
Total TCDD	RA_Total_TCDD	pg/g	4.186	14.484	14.06	0.423 U	0.405 U	17.121	< 0.970 U	< 0.174 U	< 4.52 U	< 6.49 U	0.279 U	< 0.143 U	4.341	3.14 U	< 0.996 U	0.602 U
Total TCDF	RA_Total_TCDF	pg/g	118.549	172.99	172.51	6.008	13.253	196.41	9.237	3.474	162.44	79.9	6.249	< 0.162 U	123.64	120.44	50.651	8.318
Total PCDD/F TEQ (Bird)	RA-TEQ-B-DF	pg/g	35.5616	65.5192	62.3026	1.95963	3.88863	74.5134	3.64979	2.47966	57.1454	49.9248	4.33473	0.846153	36.714	39.9099	11.2192	4.05805
Total PCDD/F TEQ (Fish)	RA-TEQ-F-DF	pg/g	19.8607	42.6412	41.0641	1.23479	2.41208	48.4834	2.39854	1.78698	23.2319	20.5443	3.24928	0.708573	21.1526	24.2879	6.2432	2.73435
Total PCDD/F TEQ (Mammal)	RA-TEQ-M-DF	pg/g	53.2478	51.6139	1.19335	2.44281	61.5418	3.02039	1.90194	27.6043	26.7419	3.66946	0.665549	23.7513	27.2548	7.146	3.17631	10.76263
PCB Congeners																		
PCB-001	2051-60-7	ng/g	2.4	32	37.4	0.559	4.19	37.5 J	0.699	< 0.0331 UJ	17.3 J	11.8 J	< 0.0337 UJ	< 0.0327 UJ	1.12 J	0.364 J	< 0.0343 U	< 0.0338 U
PCB-002	2051-61-8	ng/g	< 0.0463 U	< 0.0473 U	< 0.0468 U	< 0.0445 U	< 0.0476 U	< 0.0448 U	< 0.0468 U	< 0.0464 UJ	< 0.0466 UJ	< 0.0476 UJ	< 0.0472 UJ	< 0.0459 UJ	< 0.0452 U	< 0.0468 U	< 0.048 U	< 0.0474 U
PCB-003	2051-62-9	ng/g	1.2	15.8	17.1	< 0.0458 U	< 0.0489 U	19.6	< 0.0482 U	< 0.0478 UJ	11.2 J	6.13 J	< 0.0486 UJ	< 0.0472 UJ	0.394 J	< 0.0482 UJ	< 0.0494 U	< 0.0487 U
PCB-004/010	PCB-4/10	ng/g	12.5	106 J	83.3 J	1.07	13	118 J	2.46	1.61 J	53 J	35.3 J	1.56 J	< 0.0824 UJ	7.8 J	3.6 J	1.12	< 0.0851 U
PCB-005/008	PCB-5/8	ng/g	10.6	103 J	89.8 J	0.829	4.83	112 J	2.45	2.9 J	62.5 J	35 J	1.97 J	< 0.0757 UJ	7.8 J	4.59 J	1.93	< 0.0782 U
PCB-006	25569-80-6	ng/g	2.7	17	13.3	< 0.0431 U	0.607	16.4	< 0.0453 U	0.447 J	9.38 J	5.49 J	< 0.0457 UJ	< 0.0443 UJ	1.5	1.11	0.539	< 0.0458 U
PCB-007/009	PCB-7/9	ng/g	0.555 J	3.24 J	2.68 J	< 0.0809 UJ	< 0.0864 UJ	2.83 J	< 0.0851 UJ	< 0.0843 UJ	1.79 J	1.25 J	< 0.0858 UJ	< 0.0833 UJ	< 0.0821 U	< 0.085 U	< 0.0873 U	< 0.0861 U
PCB-011	2050-67-1	ng/g	1.44	3.46	3.16	< 0.0421 U	< 0.045 U	3.54	< 0.0443 U	< 0.0439 U	1.94	0.951	< 0.0447 U	< 0.0434 U	0.618	0.573	< 0.0455 U	< 0.0448 U
PCB-012/013	PCB-12/13	ng/g	5.39 J	11 J	9.52 J	< 0.105 UJ	< 0.112 UJ	12.4 J	< 0.11 UJ	< 0.109 U	6.2	3.25	< 0.111 U	< 0.108 U	2.36 J	2.24 J	0.67 J	< 0.111 UJ
PCB-014	34883-41-5	ng/g	< 0.0429 U	< 0.0437 U	< 0.0433 U	< 0.0412 U	< 0.044 U	< 0.0415 U	< 0.0433 U	< 0.0429 U	< 0.0431 U	< 0.0441 U	< 0.0437 U	< 0.0424 U	< 0.0418 U	< 0.0433 U	< 0.0445 U	< 0.0438 U
PCB-015	2050-68-2	ng/g	67.3 J	103 J	94.6 J	0.867 J	6.87 J	151 J	5.1 J	5.73	69.5 J	36.4	2.39	< 0.039 U	57.8 J	60.4 J	14.3 J	< 0.0403 UJ
PCB-016/032	PCB-16/32	ng/g	152 J	52.6 J	43.3 J	0.554	5.24	57 J	2.13	1.52	25.7	19.5	1.04	0.282	137 J	130 J	57.5 J	< 0.116 U
PCB-017	37680-66-3	ng/g	76.4 J	50.5 J	41.2 J	0.394 J	4.82 J	56.4 J	1.84 J	1.36 J	27.1 J	22.5 J	0.987 J	0.211 J	59.6 J	56.1 J	25.2	< 0.0538 U
PCB-018	37680-65-2	ng/g	144 J	23.5	17.2	0.283	3.46	25.8	1.59	1.38	9.43	9.02	0.79	0.228	163 J	158 J	53.2 J	< 0.0621 U
PCB-019	38444-73-4	ng/g	24.8	28.5	22.1	0.376	2.42	28.3	0.739	0.755 J	12.1 J	8.8 J	0.424 J	< 0.0411 UJ	11	9.98	4.86	< 0.0424 U
PCB-020/021/033	PCB-20/21/33	ng/g	55.4 J	8.82 J	7.26 J	< 0.131 UJ	1.05 J	10.7 J	< 0.138 UJ	< 0.137 U	3.48	3.53	< 0.139 U	< 0.135 U	60.9 J	58.8 J	24.3	< 0.14 U
PCB-022	38444-85-8	ng/g	70.4 J	12.9 J	11.1 J	< 0.0436 UJ	1.5 J	23.4 J	1.59 J	1.71	4.3	5.12	0.485	< 0.0449 U	86.4 J	82.9 J	31.3	< 0.0464 U
PCB-023/034	PCB-23/34	ng/g	1.85	1.31 J	< 0.0809 UJ	< 0.0769 U	< 0.0821 U	1.3	< 0.0808 U	< 0.0801 UJ	< 0.0805 UJ	< 0.0822 UJ	< 0.0815 UJ	< 0.0792 UJ	1.72 J	1.72 J	0.452 J	< 0.0818 UJ
PCB-024/027	PCB-24/27	ng/g	32.6	18.5	14.1	< 0.0885 U	1.48	19.1	0.788	0.489	8.05	5.73	0.279	< 0.0911 U	17.8	16.8	6.02	< 0.0941 U
PCB-025	55712-37-3	ng/g	41.9 J	21	19	< 0.0436 U	2.17	26.2	1.07	0.946	10.9	6.74	0.445	< 0.0449 U	28.7	27.8	8.98	< 0.0464 U
PCB-026	38444-81-4	ng/g	84.7 J	33.8	29.2	< 0.0357 U	3.28	33.1	1.54	1.3	16.6	8.35	0.598	< 0.0367 U	73 J	70.8 J	23.4	< 0.0379 U
PCB-028	7012-37-5	ng/g	560 J	134 J	126 J	0.996 J	22.9 J	207 J	14.4 J	16.2	40.3 J	35.7	4.44	1.18	519 J	498 J	174 J	0.512
PCB-029	15862-07-4	ng/g	< 0.0562 U	< 0.0573 U	< 0.0568 U	< 0.054 U	< 0.0576 U	< 0.0543 U	< 0.0567 U	< 0.0562 U	< 0.0565 U	< 0.0577 U	< 0.0572 U	< 0.0556 U	< 0.0547 U	< 0.0567 U	< 0.0582 U	< 0.0574 U
PCB-030	35693-92-6	ng/g	< 0.056 U	< 0.0571 U	< 0.0566 U	< 0.0538 U	< 0.0574 U	< 0.0541 U	< 0.0565 U	< 0.056 U	< 0.0563 U	< 0.0575 U	< 0.057 U	< 0.0554 U	< 0.0545 U	< 0.0565 U	< 0.058 U	< 0.0572 U
PCB-031	16606-02-3	ng/g	213 J	111 J	98.4 J	0.646	7.86	122 J	7.3	7.78	36.6	22.7	1.98	0.532	237 J	236 J	78.7 J	0.259
PCB-035	37680-69-6	ng/g	4.27 J+	< 0.0536 U	< 0.0531 U	< 0.0504 U	< 0.0539 U	< 0.0508 U	< 0.0531 U	< 0.0526 U	< 0.0528 U	< 0.054 U	< 0.0535 U	< 0.0519 U	4.48 J+	4.23 J+	1.31 J+	< 0.0537 U
PCB-036	38444-87-0	ng/g	< 0.0415 U	< 0.0424 U	< 0.042 U	< 0.0399 U	< 0.0426 U	< 0.0402 U	< 0.042 U	< 0.0416 U	< 0.0418 U	< 0.0427 U	< 0.0423 U	< 0.0411 U	< 0.0405 U	< 0.0419 U	< 0.0431 U	< 0.0424 U
PCB-037	38444-90-5	ng/g	140 J	47.8 J	45.3 J	< 0.0469 U	7.31	77.3 J	4.96	5.59	17.4	16.9	1.66	0.51	170 J	167 J	46.3 J	0.253
PCB-038	53555-66-1	ng/g	< 0.0623 U	< 0.0636 U	< 0.063 U	< 0.0599 U	< 0.0639 U	< 0.0603 U	< 0.063 U	< 0.0624 U	< 0.0627 U	< 0.064 U	< 0.0635 U	< 0.0616 U	< 0.0607 U	< 0.0629 U	< 0.0646 U	< 0.0637 U
PCB-039	38444-88-1	ng/g	< 0.0402 U	1.22	1.46	< 0.0386 U	< 0.0412 U	1.4	< 0.0406 U	< 0.0402 UJ	< 0.0404 UJ	< 0.0413 UJ	< 0.041 UJ	< 0.0398 UJ	< 0.0392 UJ	0.425 J	< 0.0417 U	< 0.0411 U
PCB-040	38444-93-8	ng/g	81.3 J	7.67	6.41	< 0.0464 U	1.01	18.4	1.21	0.999	3.26	3.78	< 0.0492 U	< 0.0478 U	104 J	97.6 J	41.5 J	< 0.0493 U
PCB-041/064	PCB-41/64	ng/g	291 J	66.4 J	63.8 J	0.268 J	5.06 J	101 J	8.73 J	6.45	19.8	21.3	2.73	0.644	380 J	369 J	133 J	0.209
PCB-042	36559-22-5	ng/g	210 J	41.7 J	37.9	< 0.0974 U	3.25	79.4 J	4.82	3.75	14.4	16.3	1.61	< 0.1 U	251 J	235 J	90.2 J	< 0.104 U
PCB-043/049	PCB-43/49	ng/g	646 J	200 J	188 J	1.55	10.7	326 J	21.7	14.6	62.4 J	71.7 J	7.36	2	755 J	710 J	249 J	0.469
PCB-044	41464-39-5	ng/g	603 J	80.2 J	73.6 J	0.512 J	8.31 J	131 J	9.59 J	7.77	27.2	30.4	3.24	0.989	724 J	682 J	256 J	0.391
PCB-045	70362-45-7	ng/g	92.4 J	8.1	6.8	< 0.0397 U	0.852	15.5	0.882	0.735	2.86	3.45	0.356	< 0.0409 U	107 J	99.7 J	39.5	< 0.0423 U
PCB-046	41464-47-5	ng/g	28	2.27	1.72	< 0.0443 U	0.283	4.19	< 0.0466 U	< 0.0462 U	< 0.0464 U	0.808	< 0.047 U	< 0.0457 U	34.1	31.6	14.6	< 0.0472 U
PCB-047/048/075	PCB-47/48/75	ng/g	427 J	249 J	234 J	1.74	10.9	380 J	21.3	13.9	106 J	91.9 J	8.44	2.4	438 J	403 J	143 J	0.462
PCB-050	62796-65-0	ng/g	2.01 J	0.892 J	0.84 J	< 0.0528 UJ	< 0.0564 UJ	1.65 J	< 0.0556 UJ	< 0.0551 U	0.323	0.202	< 0.056 U	< 0.0544 U	1.7 J	1.55 J	0.67 J	< 0.0562 UJ
PCB-051	68194-04-7	ng/g	36.7	10.7	9.1	< 0.0445 U	0.778	17.9	0.924	0.496	3.99	3.43	0.275	< 0.0459 U	33.5	31.6	12	< 0.0474 U
PCB-052/073	PCB-52/73	ng/g	782 J	189 J	181 J	1.38 J	12.9 J	279 J	22 J	14.9	73.3 J	59.1 J	6.52	1.7	861 J	817 J	283 J	0.595
PCB-053	41464-41-9	ng/g	132 J	25.1	21.3	0.239	2.34	44.5 J	2.2	1.52	10.1	9.39	0.903	< 0.0411 U	118 J	111 J	39.1	< 0.0424 U
PCB-054	15968-05-5	ng/g	2.19	1.09	0.858	< 0.0443 U	< 0.0474 U	1.29	< 0.0466 U	< 0.0462 U	0.412	0.344	< 0.047 U	< 0.0457 U	1.5 J	1.49 J	0.523 J	< 0.0472 UJ
PCB-055	74338-24-2	ng/g	7.88	1.27	0.926	< 0.0735 U	< 0.0785 U	2.61	< 0.0773 U	< 0.0766 U	< 0.077 U	< 0.0787 U	< 0.078 U	< 0.0757 U	10.5	10.2	2.1	< 0.0782 U

Table 12
Phase 2 Reach Floodplain Soil Analytical Results
Phase 2 Data Evaluation Summary Memorandum
Lower Neponset River
Boston and Milton, Massachusetts

Analyte	CAS Number	Units	24D-0119 24D-0119-AS 6/12/2024 N 0 - 0.6 ft	24D-0120 24D-0120-AD 6/12/2024 FD 0 - 0.7 ft	24D-0120 24D-0120-AS 6/12/2024 N 0 - 0.7 ft	24D-0121 24D-0121-AS 6/11/2024 N 0 - 1 ft	24D-0121 24D-0121-BS 6/11/2024 N 1 - 1.5 ft	24D-0122 24D-0122-AS 6/11/2024 N 0 - 1 ft	24D-0122 24D-0122-BS 6/11/2024 N 1 - 2 ft	24D-0122 24D-0122-CS 6/11/2024 N 2 - 2.6 ft	24D-0123 24D-0123-AS 6/11/2024 N 0 - 0.6 ft	24D-0124 24D-0124-AS 6/11/2024 N 0 - 1 ft	24D-0124 24D-0124-BS 6/11/2024 N 1 - 2 ft	24D-0124 24D-0124-CS 6/11/2024 N 2 - 3 ft	24D-0125 24D-0125-AD 6/10/2024 FD 0 - 1 ft	24D-0125 24D-0125-AS 6/10/2024 N 0 - 1 ft	24D-0125 24D-0125-BS 6/10/2024 N 1 - 2 ft	24D-0126 24D-0126-AS 6/10/2024 N 0 - 1 ft
PCB-056/060	PCB-56/60	ng/g	441 J	72.5 J	65.4 J	< 0.159 U	11.3	135 J	10.6	9.83	17.8	26.1	2.9	0.816	574 J	559 J	167 J	0.363
PCB-057	70424-67-8	ng/g	5.35	3.08	2.76	< 0.0392 U	< 0.0418 U	3.02	< 0.0412 U	< 0.0408 U	0.966	0.763	< 0.0415 U	< 0.0403 U	4.81	4.7	1.22	< 0.0417 U
PCB-058	41464-49-7	ng/g	1.58	< 0.0526 UJ	0.695 J	< 0.0495 U	< 0.0529 U	1.16	< 0.0521 U	< 0.0516 UJ	0.268 J	0.309 J	< 0.0525 UJ	< 0.051 UJ	1.74	1.61	< 0.0534 U	< 0.0527 U
PCB-059	74472-33-6	ng/g	41 J	5.46 J	5.47 J	< 0.0673 UJ	0.588 J	12.3 J	0.867 J	0.741	2.29	2.36	0.328	< 0.0693 U	51.3 J	50.2 J	15.8	< 0.0715 U
PCB-061/074	PCB-61/74	ng/g	346 J	109 J	103 J	0.394	12.9	132 J	12.3	10.3	22.6	32.1	3.24	1.03	383 J	367 J	115 J	0.356
PCB-062	54230-22-7	ng/g	< 0.0465 U	< 0.0475 U	< 0.047 U	< 0.0447 U	< 0.0477 U	< 0.045 U	< 0.047 U	< 0.0466 U	< 0.0468 U	< 0.0478 U	< 0.0474 U	< 0.046 U	< 0.0454 U	< 0.047 U	< 0.0482 U	< 0.0476 U
PCB-063	74472-34-7	ng/g	29.5	23.1	21	< 0.036 U	1.61	21.1	1.32	1.06	6.22	5.88	0.441	< 0.0371 U	30.5	29.3	8.81	< 0.0383 U
PCB-065	33284-54-7	ng/g	< 0.065 U	< 0.0663 U	< 0.0657 U	< 0.0625 U	< 0.0667 U	< 0.0629 U	< 0.0657 U	< 0.0651 U	< 0.0654 U	< 0.0668 U	< 0.0662 U	< 0.0643 U	< 0.0633 U	< 0.0656 U	< 0.0674 U	< 0.0664 U
PCB-066/080	PCB-66/80	ng/g	727 J	190 J	177 J	0.608	17.9	300 J	25	19.2	51.8 J	70.7 J	7.31	2.16	867 J	818 J	268 J	0.679
PCB-067	73575-53-8	ng/g	21 J	3.69 J	3.4 J	< 0.0567 UJ	0.665 J	7.6 J	0.493 J	0.501	1	1.5	< 0.0602 U	< 0.0584 U	24.6	24	6.7	< 0.0603 U
PCB-068	73575-52-7	ng/g	< 0.0688 U	6.62	6.17	< 0.0661 U	< 0.0706 U	6.98	< 0.0696 U	< 0.0689 U	3.04	1.69	0.175 J	< 0.0681 U	< 0.0671 U	< 0.0695 U	< 0.0714 U	< 0.0704 U
PCB-069	60233-24-1	ng/g	1.01	1.1 J	< 0.0521 UJ	< 0.0495 U	< 0.0529 U	1.51	< 0.0521 U	< 0.0516 UJ	< 0.0519 UJ	< 0.053 UJ	< 0.0525 UJ	< 0.051 UJ	< 0.0502 UJ	< 0.052 UJ	< 0.0534 UJ	< 0.0527 UJ
PCB-070	32598-11-1	ng/g	771 J	154 J	143 J	0.649 J	14.9 J	259 J	22.6 J	18.3	44.5 J	52.5 J	5.94	1.91	925 J	898 J	295 J	0.694
PCB-071	41464-46-4	ng/g	176 J	17.4	14.4	< 0.0576 U	2.83	24.8	1.82	1.25	8.25	4.95	0.523	< 0.0594 U	215 J	213 J	74.1 J	< 0.0613 U
PCB-072	41464-42-0	ng/g	4.78	7.61	7.17	< 0.0512 U	0.306	9.67	0.467	0.304	3.4	2.26	< 0.0543 U	< 0.0527 U	4.76	4.52	1.29	< 0.0544 U
PCB-076	70362-48-0	ng/g	< 0.0762 U	< 0.0777 U	< 0.077 U	< 0.0732 U	< 0.0781 U	< 0.0737 U	< 0.077 U	< 0.0763 U	< 0.0766 U	< 0.0783 U	< 0.0776 U	< 0.0753 U	< 0.0742 U	< 0.0769 U	< 0.0789 U	< 0.0778 U
PCB-077	32598-13-3	ng/g	66.1 J	29.9 J+	28.2 J+	< 0.0368 U	3.73 J+	38.9 J	2.68 J+	2.7 J+	11.7 J+	11.9 J+	1.16 J+	< 0.0379 U	80.5 J	78.7 J	22.4 J+	0.244 J+
PCB-078	70362-49-1	ng/g	< 0.0792 U	< 0.0808 U	< 0.0801 U	< 0.0761 U	< 0.0813 U	< 0.0766 U	< 0.0801 U	< 0.0793 U	< 0.0797 U	< 0.0814 U	< 0.0807 U	< 0.0784 U	< 0.0772 UJ	1.55 J	< 0.0821 U	< 0.081 U
PCB-079	41464-48-6	ng/g	< 0.0444 U	< 0.0453 U	< 0.0449 U	< 0.0427 U	< 0.0456 U	< 0.043 U	< 0.0449 U	< 0.0445 U	< 0.0447 U	< 0.0457 U	< 0.0453 U	< 0.044 U	< 0.0433 U	< 0.0448 U	< 0.0461 U	< 0.0454 U
PCB-081	70362-50-4	ng/g	8.21 J	2.66 J	2.85 J	< 0.0676 UJ	< 0.0722 UJ	3.87 J	< 0.0711 UJ	< 0.0705 U	1.06 J+	1.02 J+	< 0.0717 U	< 0.0696 U	8.61 J+	8.61 J+	2.64 J+	< 0.0719 U
PCB-082	52663-62-4	ng/g	59.1 J	13.7 J	12.1 J	< 0.0719 UJ	2.04 J	22.1 J	1.58 J	1.22 J	5.31 J	5.39 J	0.525 J	< 0.074 UJ	71.6 J	68.3 J	21.1	< 0.0764 U
PCB-083/109	PCB-83/109	ng/g	21.4	10.1	9.76	< 0.165 U	0.95	14.2	0.909	< 0.172 U	4.64	4.2	< 0.175 U	< 0.17 U	24.2	23.2	7.08	< 0.175 U
PCB-084	52663-60-2	ng/g	101 J	24.2 J	21.8 J	< 0.0649 UJ	2.45 J	39.5 J	2.64 J	1.61 J	10.7 J	10.8 J	1.12 J	< 0.0668 UJ	111 J	107 J	35.7	< 0.069 U
PCB-085/120	PCB-85/120	ng/g	112 J	37.6 J	38.3 J	< 0.106 UJ	4.6 J	56.8 J	4.81 J	3.69	15.9	17.9	1.92	0.645	124 J	117 J	36.9	< 0.113 U
PCB-086/097	PCB-86/97	ng/g	125 J	37.8 J	36 J	< 0.122 UJ	3.95 J	58.1 J	3.86 J	2.56	14.1	16.7	1.69	0.609	148 J	145 J	43.8 J	< 0.13 U
PCB-087/115/116	PCB-87/115/116	ng/g	180 J	59.6 J	57.6 J	< 0.299 UJ	5.68 J	85.4 J	6.08 J	3.6	20.1	24.2	2.83	0.722	208 J	202 J	60.6 J	< 0.318 U
PCB-088/121	PCB-88/121	ng/g	< 0.153 U	< 0.157 U	< 0.155 U	< 0.147 U	< 0.157 U	0.864	< 0.155 U	< 0.154 U	< 0.154 U	< 0.158 U	< 0.156 U	< 0.152 U	2.28 J	2.04 J	< 0.159 UJ	< 0.157 UJ
PCB-089/090/101	PCB-89/90/101	ng/g	301 J	123 J	120 J	0.92 J	10.5 J	176 J	13.1 J	8.35	47 J	51.5 J	5.48	1.73	337 J	320 J	97.5 J	1.01
PCB-091	68194-05-8	ng/g	77.9 J	37.5 J	35.4 J	< 0.0645 UJ	2.51 J	53.8 J	3.21 J	2.14	14.8	13.6	1.55	< 0.0664 U	82.9 J	81.3 J	24.4	< 0.0686 U
PCB-092	52663-61-3	ng/g	51.3 J	36.5 J	35.5 J	< 0.027 UJ	2.63 J	44.3 J	2.68 J	1.68	17	12.6	1.24	< 0.0278 U	51.7 J	49.3 J	14.8	< 0.0287 U
PCB-093/095	PCB-93/95	ng/g	262 J	92 J	87.3 J	0.613 J	7.27 J	129 J	8.52 J	5.46	38.8 J	37.1	3.64	1.28	264 J	257 J	80.3 J	0.63
PCB-094	73575-55-0	ng/g	4.62	2.97	2.77	< 0.044 U	< 0.047 U	4.12	< 0.0462 U	< 0.0458 U	1.43	1.32	< 0.0466 U	< 0.0453 U	4.5	4.38	1.37	< 0.0468 U
PCB-096	73575-54-9	ng/g	5.26	1.3	1.17	< 0.0565 U	< 0.0604 U	1.9	< 0.0595 U	< 0.0589 U	0.613	0.608	< 0.06 U	< 0.0582 U	7.91 J	7.56 J	2.62 J	< 0.0601 U
PCB-098/102	PCB-98/102	ng/g	26.1 J	8.75 J	8.07 J	< 0.0928 UJ	0.67 J	14.7 J	0.904 J	< 0.0967 U	3.55	3.5	< 0.0984 U	< 0.0955 U	27.4	26.5	8.39	< 0.0987 U
PCB-099	38380-01-7	ng/g	192 J	86.1 J	84 J	0.785 J	7.66 J	123 J	9.38 J	5.92	35.5	36.9	4.08	1.37	217 J	206 J	62.9 J	0.965
PCB-100	39485-83-1	ng/g	2.25 J	3.04 J	2.83 J	< 0.054 UJ	< 0.0576 UJ	3.6 J	< 0.0567 UJ	< 0.0562 U	1.49	1.26	< 0.0572 U	< 0.0556 U	2.36	2.05	0.584	< 0.0574 U
PCB-103	60145-21-3	ng/g	3.4	2.82	2.62	< 0.0545 U	< 0.0582 U	3.6	< 0.0573 U	< 0.0568 U	1.38	1.13	< 0.0578 U	< 0.0561 U	3.4	3.21	0.924	< 0.058 U
PCB-104	56558-16-8	ng/g	< 0.0435 U	< 0.0443 U	< 0.0439 U	< 0.0418 U	< 0.0446 U	< 0.042 U	< 0.0439 U	< 0.0435 U	< 0.0437 U	< 0.0447 U	< 0.0443 U	< 0.043 U	< 0.0424 UJ	< 0.0439 UJ	< 0.0451 UJ	< 0.0444 U
PCB-105/127	PCB-105/127	ng/g	203 J	65.4 J	59.4 J	< 0.0656 UJ	9.48 J	92.5 J	7.31 J	5.11 J	23 J	28.5 J	2.8 J	0.861 J	238 J	228 J	61 J	< 0.0698 U
PCB-106/118	PCB-106/118	ng/g	322 J	135 J	128 J	0.532 J	15.3 J	178 J	13 J	8.86	50.2 J	56.2 J	5.75	1.81	344 J	326 J	96.2 J	0.739
PCB-107/108	PCB-107/108	ng/g	26.3 J	13.6 J	13 J	< 0.118 UJ	1.38 J	17.7 J	1.21 J	0.761	5.57	5.46	0.481	< 0.122 U	28.8	27	7.83	< 0.126 U
PCB-110	38380-03-9	ng/g	392 J	175 J	165 J	1.05 J	18.5 J	258 J	17.1 J	11.2 J	81.5 J	67.1 J	6.94 J	2.09 J	405 J	389 J	120 J	1.47
PCB-111/117	PCB-111/117	ng/g	< 0.277 U	< 0.282 U	< 0.28 U	< 0.266 U	< 0.284 U	< 0.268 U	< 0.28 U	< 0.277 U	< 0.279 U	< 0.285 U	< 0.282 U	< 0.274 U	< 0.27 U	< 0.28 U	< 0.287 U	< 0.283 U
PCB-112	74472-36-9	ng/g	1.87	1.09	0.982	< 0.0538 U	< 0.0574 U	1.18	< 0.0565 U	< 0.056 UJ	< 0.0563 UJ	< 0.0575 UJ	< 0.057 UJ	< 0.0554 UJ	1.82	1.75	0.567	< 0.0572 U
PCB-113	68194-10-5	ng/g	< 0.0463 U	1.47 J	< 0.0468 UJ	< 0.0445 U	< 0.0476 U	1.86	< 0.0468 U	< 0.0464 UJ	< 0.0466 UJ	< 0.0476 UJ	< 0.0472 UJ	< 0.0459 UJ	< 0.0452 U	< 0.0468 U	< 0.048 U	< 0.0474 U
PCB-114	74472-37-0	ng/g	13.1 J	5.23 J	4.59 J	< 0.0693 UJ	0.766 J	6.41 J	< 0.0729 UJ	< 0.0722 U	1.62	2.16	< 0.0735 U	< 0.0714 U	14.2	13.6	3.56	< 0.0737 U
PCB-119	56558-17-9	ng/g	10.2 J	9.01 J	8.61 J	< 0.0534 UJ	0.68 J	10.8 J	0.707 J	< 0.0556 U	4	3.47	< 0.0566 U	< 0.055 U	10.2	9.45	2.88	< 0.0568 U
PCB-122	76842-07-4	ng/g	6.86 J	1.97 J	1.62 J	< 0.0765 UJ	< 0.0817 UJ	2.98 J	< 0.0804 UJ	< 0.0797 U	0.724	0.732	< 0.0811 U	< 0.0788 U	7.82	7.41	2.2	< 0.0814 U
PCB-123	65510-44-3	ng/g	10.4 J	4.78 J	4.49 J	< 0.0593 UJ	< 0.0633 UJ	6.6 J	< 0.0624 UJ	< 0.0618 UJ	2.16 J	2.29 J	< 0.0629 UJ	< 0.0611 UJ	12 J	11.3 J	3.26 J	< 0.0631 UJ
PCB-124	70424-70-3	ng/g	12.6 J	4.55 J	4.76 J	< 0.0333 UJ	< 0.0355 UJ	6.92 J	< 0.035 UJ	< 0.0347 U	1.81	2.32	< 0.0353 U	< 0.0342 U	14.7	14	4.05	< 0.0354 U
PCB-125	74472-39-2	ng/g	< 0.0423 U	< 0.0432 U	< 0.0428 U	< 0.0406 U	< 0.0434 U	0.781	< 0.0428 U	< 0.0424 UJ	< 0.0426 UJ	< 0.0435 UJ	< 0.0431 UJ	< 0.0419 UJ	2.98	3.12	< 0.0439 U	< 0.0432 U
PCB-126	57465-28-8	ng/g	< 0.0496 U	1.84 J	< 0.0501 UJ	< 0.0477 U	< 0.0509 U	< 0.048 U	< 0.0501 U	< 0.0497 UJ	< 0.0499 UJ	< 0.051 UJ	< 0.0506 UJ	< 0.0491 UJ	2.81 J+	2.39 J+	0.685 J+	< 0.0507 U
PCB-128	38380-07-3	ng/g	23.4 J	18.9 J	18.2 J	< 0.0658 UJ	2.09 J	24.4 J	1.65 J	0.86	8.97	8.37	0.917	0.276	23.6	23.4	5.82	< 0.07 U
PCB-129	55215-18-4	ng/g	6.62 J	3.98 J	4.11 J	< 0.0909 UJ	0.445 J	5.63 J	< 0.0956 UJ	< 0.0947 U	1.67	1.85	< 0.0964 U	< 0.0936 U	6.41	6.75	1.76	< 0.0967 U
PCB-130	52663-66-8	ng/g	7.31 J	6.83 J	6.79 J	< 0.0898 UJ	0.704 J	8.79 J	0.482 J	< 0.0936 U	3.59	3	< 0.0952 U	< 0.0925 U	7.56	7.2	1.99	< 0.0955 U
PCB-131/142	PCB-131/142	ng/g	1.86 J	1.19 J	1.05 J	< 0.0201 UJ	< 0.0215 UJ	1.43 J	< 0.0212 UJ	< 0.021 UJ	0.391 J	0.436 J	< 0.0214 UJ	< 0.0207 UJ	1.81	1.9	0.488	< 0.0214 U
PCB-132/168	PCB-132/168	ng/g	38 J	29.2 J	28.2 J	0.333 J	2.75 J	39.9 J	2.49 J	1.42	14.4	12.7	1.3	0.324	39.1 J	39 J	10.3	0.602
PCB-133	35694-04-3	ng/g	1.32 J	2.26 J	2.42 J	< 0.0963 UJ	< 0.103 UJ	2.6 J	< 0.101 UJ	< 0.1 U	1.36	0.967	< 0.102 U	< 0.0991 U	1.42	1.16	0.435	< 0.102 U
PCB-134	52704-70-8	ng/g	5.53 J	4.81 J	4.72 J	< 0.128 UJ	0.365 J	6.02 J	< 0.134 UJ	< 0.133 U	2.57	2.07	< 0.136 U	< 0.132 U	5.65	5.4	1.17	< 0.136 U
PCB-135/144	PCB-135/144	ng/g	15.6 J	13.8 J	13.7 J	< 0.107 UJ	1.09 J	18 J	1.15 J	0.668	7.18	5.9	0.572	< 0.11 U	14.9	14.6	3.85	< 0.114 U
PCB-136	38411-22-2	ng/g	12.4 J	8.69 J	8.49 J	< 0.0748 UJ	0.667 J	11.3 J	0.68 J	0.384	4.4	3.82	0.366	< 0.0771 U	12.7	12.9	3.59	< 0.0796 U
PCB-137	35694-06-5	ng/g	8.16 J	5.92 J	6.08 J	< 0.122 UJ	0.653 J	8.4 J	0.52 J	< 0.127 U	2.7	2.51	< 0.129 U	< 0.126 U	8.2	8.03	2.02	< 0.13 U
PCB-138/163/164	PCB-138/163/164	ng/g	123 J	108 J	107 J	1.2 J	9.98 J	137 J	8.53 J	4.96	54.7 J	46.3 J	4.74	1.38	113 J	113 J	28.8	1.91
PCB-139/149	PCB-139/149	ng/g	68.3 J	60.7 J	60.6 J	0.574 J	5.12 J	80.1 J	4.83 J	2.72	31	26.1	2.67	0.802	66.4 J	65.1 J	17.9	0.748
PCB-140	59291-64-4	ng/g	< 0.0615 U	< 0.0628 UJ	0.798 J	< 0.0591 U	< 0.0631 U	0.988	< 0.0622 U	< 0.0616 UJ	< 0.0619 UJ	< 0.0632 UJ	< 0.0627 UJ	< 0.0609 UJ	< 0.06 U	< 0.0621 U	< 0.0638 U	< 0.0629 U
PCB-141	52712-04-6	ng/g	20.5 J	12.7 J	12.7 J	< 0.111 UJ	1.33 J	17.6 J	1.09 J	0.657	5.32	5.66	0.607	< 0.114 U	20.6	20.3	5.52	< 0.118 U
PCB-143	68194-15-0	ng/g	0.988	0.389	< 0.0626 U	< 0.0595 U	< 0.0635 U	< 0.0599 U	< 0.0626 U	< 0.062 U	< 0.0623 U	< 0.0636 U	< 0.0631 U	< 0.0613 U	< 0.0603 UJ	0.93 J	< 0.0642 U	< 0.0633 U
PCB-145	74472-40-5	ng/g	< 0.0773 U	< 0.0789 U	< 0.0781 U	< 0.0743 U	< 0.0793 U	< 0.0748 U	< 0.0781 U	< 0.0774 U	< 0.0778 U	< 0.0794 U	< 0.0788 U	< 0.0765 U	< 0.0753 U	< 0.0781 U	< 0.0801 U	< 0.079 U
PCB-146	51908-16-8	ng/g	10.9 J	12.5 J	12.3 J	< 0.053 UJ	0.981 J	15.6 J	1 J	0.461	6.28	5.15	0.559	< 0.0546 U	10.3	10	2.78	< 0.0564 U
PCB-147	68194-13-8	ng/g	2.71 J	4.74 J	4.77 J	< 0.0719 UJ	< 0.0768 UJ	5.53 J	0.339 J	0.172 J	2.42	1.75	< 0.0762 U	< 0.074 U	2.5	2.44	0.675	< 0.0764 U
PCB-148	74472-41-6	ng/g	< 0.0667 U	0.388	0.352	< 0.0641 U	< 0.0685 U	0.397	< 0.0674 U	< 0.0668 U	0.189 J	< 0.0686 U	< 0.068 U	< 0.066 U	< 0.065 U	< 0.0674 U	< 0.0692 U	< 0.0682 U
PCB-150	68194-08-1	ng/g	< 0.0765 U	0.336	0.295	< 0.0735 U	< 0.0785 U	0.369	< 0.0773 U	< 0.0766 U	0.15 J	0.0804 J	< 0.078 U	< 0.0757 U	< 0.0746 U	< 0.0773 U	< 0.0793 U	< 0.0782 U
PCB-151	52663-63-5	ng/g	16.5 J	15.6 J	15.8 J	< 0.0569 UJ	1.19 J	17.3 J	1.08 J	0.665	7.31	5.91	0.508	< 0.0586 U	15.9	15.4	4.42	< 0.0605 U
PCB-152	68194-09-2	ng/g	< 0.0846 U	0.343	0.359	< 0.0813 U	< 0.0868 U	0.339	< 0.0855 U	< 0.0847 U	0.189 J	< 0.087 U	< 0.0862 U	< 0.0837 U	< 0.0825 U	< 0.0854 U	< 0.0877 U	< 0.0865 U

Table 12
Phase 2 Reach Floodplain Soil Analytical Results
Phase 2 Data Evaluation Summary Memorandum
Lower Neponset River
Boston and Milton, Massachusetts

Analyte	CAS Number	Units	24D-0119 24D-0119-AS 6/12/2024 N 0 - 0.6 ft	24D-0120 24D-0120-AD 6/12/2024 FD 0 - 0.7 ft	24D-0120 24D-0120-AS 6/12/2024 N 0 - 0.7 ft	24D-0121 24D-0121-AS 6/11/2024 N 0 - 1 ft	24D-0121 24D-0121-BS 6/11/2024 N 1 - 1.5 ft	24D-0122 24D-0122-AS 6/11/2024 N 0 - 1 ft	24D-0122 24D-0122-BS 6/11/2024 N 1 - 2 ft	24D-0122 24D-0122-CS 6/11/2024 N 2 - 2.6 ft	24D-0123 24D-0123-AS 6/11/2024 N 0 - 0.6 ft	24D-0124 24D-0124-AS 6/11/2024 N 0 - 1 ft	24D-0124 24D-0124-BS 6/11/2024 N 1 - 2 ft	24D-0124 24D-0124-CS 6/11/2024 N 2 - 3 ft	24D-0125 24D-0125-AD 6/10/2024 FD 0 - 1 ft	24D-0125 24D-0125-AS 6/10/2024 N 0 - 1 ft	24D-0125 24D-0125-BS 6/10/2024 N 1 - 2 ft	24D-0126 24D-0126-AS 6/10/2024 N 0 - 1 ft
PCB-153	35065-27-1	ng/g	70.9 J	66.9 J	66.8 J	0.739 J	5.86 J	86.5 J	5.33 J	3.08	31.8	29	2.95	0.789	69.6 J	67 J	18	1.17
PCB-154	60145-22-4	ng/g	1.04 J	2.4 J	2.43 J	< 0.0469 UJ	< 0.0501 UJ	2.86 J	< 0.0494 UJ	< 0.0489 U	1.39	0.927	< 0.0498 U	< 0.0483 U	1.14	0.967	< 0.0506 U	< 0.0499 U
PCB-155	33979-03-2	ng/g	< 0.0412 U	< 0.042 U	< 0.0416 U	< 0.0395 U	< 0.0422 U	< 0.0398 U	< 0.0416 U	< 0.0412 U	< 0.0414 U	< 0.0423 U	< 0.0419 U	< 0.0407 U	< 0.0401 U	< 0.0415 U	< 0.0427 U	< 0.0421 U
PCB-156	38380-08-4	ng/g	13.9 J	10.2 J	10 J	< 0.0573 UJ	1.25 J	13 J	0.881 J	0.425	4.37	4.43	0.4	< 0.059 U	15.6	15.4	3.54	< 0.0609 U
PCB-157	69782-90-7	ng/g	3.47 J	3.16 J	3.02 J	< 0.0549 UJ	0.29 J	3.93 J	< 0.0577 UJ	< 0.0572 U	1.44 J+	1.53 J+	< 0.0582 U	< 0.0565 U	3.99 J+	4.09 J+	1.05 J+	< 0.0584 U
PCB-158/160	PCB-158/160	ng/g	12.7 J	9.61 J	9.53 J	< 0.116 UJ	1.08 J	12.7 J	0.746 J	0.454	4.05	3.91	0.459	< 0.119 U	13.1	12.9	3.31	< 0.123 U
PCB-159	39635-35-3	ng/g	0.596	0.768	0.74	< 0.0652 U	< 0.0697 U	0.678	< 0.0686 U	< 0.068 UJ	0.429 J	0.28 J	< 0.0692 UJ	< 0.0672 UJ	0.646 J	0.665 J	< 0.0704 UJ	< 0.0694 UJ
PCB-161	74472-43-8	ng/g	< 0.064 U	< 0.0653 U	< 0.0647 U	< 0.0615 U	< 0.0657 U	< 0.0619 U	< 0.0647 U	< 0.0641 U	< 0.0644 U	< 0.0658 U	< 0.0653 U	< 0.0634 U	< 0.0624 U	< 0.0647 U	< 0.0664 U	< 0.0654 U
PCB-162	39635-34-2	ng/g	0.797	0.655	0.567	< 0.063 U	< 0.0673 U	0.907	< 0.0663 U	< 0.0657 UJ	< 0.066 UJ	< 0.0674 UJ	< 0.0668 UJ	< 0.0649 UJ	0.914	0.681	< 0.068 U	< 0.067 U
PCB-165	74472-46-1	ng/g	< 0.0917 U	< 0.0936 U	< 0.0927 U	< 0.0881 U	< 0.0941 U	< 0.0887 U	< 0.0927 U	< 0.0918 U	< 0.0923 U	< 0.0943 U	< 0.0935 U	< 0.0908 U	< 0.0894 U	< 0.0926 U	< 0.0951 U	< 0.0937 U
PCB-166	41411-63-6	ng/g	0.793	0.648	0.621	< 0.0789 U	< 0.0843 U	0.655	< 0.083 U	< 0.0822 UJ	< 0.0826 UJ	< 0.0844 UJ	< 0.0837 UJ	< 0.0812 UJ	0.766	0.828	< 0.0851 U	< 0.0839 U
PCB-167	52663-72-6	ng/g	4.44 J	4.11 J	4.47 J	< 0.054 UJ	0.349 J	5.44 J	0.341 J	< 0.0562 U	1.65	1.8	< 0.0572 U	< 0.0556 U	5.34	4.78	1.32	< 0.0574 U
PCB-169	32774-16-6	ng/g	< 0.0496 U	< 0.0506 U	< 0.0501 U	< 0.0477 U	< 0.0509 U	< 0.048 U	< 0.0501 U	< 0.0497 U	< 0.0499 U	< 0.051 U	< 0.0506 U	< 0.0491 U	< 0.0484 U	< 0.0501 U	< 0.0514 U	< 0.0507 U
PCB-170/190	PCB-170/190	ng/g	22.5 J	21.5 J	21.1 J	< 0.277 UJ	2.67 J	25.8 J	1.45 J	0.968	10.6	8.79	0.9	< 0.285 U	16.8	16.6	4.43	< 0.295 U
PCB-171	52663-71-5	ng/g	5.34 J	5.03 J	4.88 J	< 0.0619 UJ	0.557 J	6.39 J	0.402 J	< 0.0645 U	2.52	2.04	< 0.0656 U	< 0.0637 U	4.94	4.53	1.06	< 0.0658 U
PCB-172/192	PCB-172/192	ng/g	2.67 J	2.51 J	2.52 J	< 0.137 UJ	0.312 J	3.33 J	< 0.144 UJ	< 0.142 U	1.42	1.16	< 0.145 U	< 0.141 U	2.76	2.58	0.719	< 0.145 U
PCB-173	68194-16-1	ng/g	< 0.0867 U	< 0.0885 U	< 0.0877 U	< 0.0833 U	< 0.089 U	< 0.0839 U	< 0.0876 U	< 0.0868 U	< 0.0873 U	< 0.0891 U	< 0.0884 U	< 0.0858 U	< 0.0845 UJ	0.521 J	< 0.0899 U	< 0.0886 U
PCB-174	38411-25-5	ng/g	18.8 J	16.1 J	15.5 J	0.266 J	1.76 J	20.9 J	1.19 J	0.758	8.58	6.91	0.754	0.216	18.3	17.4	4.66	< 0.104 U
PCB-175	40186-70-7	ng/g	0.674	0.58	0.6	< 0.0595 U	< 0.0635 U	0.73	< 0.0626 U	< 0.062 U	0.283	0.216	< 0.0631 U	< 0.0613 U	0.772	0.673	< 0.0642 U	< 0.0633 U
PCB-176	52663-65-7	ng/g	1.87 J	1.67 J	1.65 J	< 0.0641 UJ	< 0.0685 UJ	2.05 J	< 0.0674 UJ	< 0.0668 U	0.843	0.663	< 0.068 U	< 0.066 U	1.82	1.82	0.507	< 0.0682 U
PCB-177	52663-70-4	ng/g	10.4 J	11.1 J	10.7 J	< 0.0831 UJ	1.23 J	13.5 J	0.704 J	0.459	6.14	4.52	0.465	< 0.0856 U	10	9.14	2.51	< 0.0884 U
PCB-178	52663-67-9	ng/g	3.52 J	4.35 J	4.28 J	< 0.0783 UJ	< 0.0837 UJ	5.09 J	< 0.0824 UJ	< 0.0816 U	2.58	1.97	< 0.0831 U	< 0.0807 U	3.45	3.18	0.857	< 0.0833 U
PCB-179	52663-64-6	ng/g	6.03 J	6.28 J	6.12 J	< 0.0576 UJ	0.513 J	7.32 J	0.437 J	0.241	3.51	2.6	0.241	< 0.0594 U	6.15	6.02	1.66	< 0.0613 U
PCB-180	35065-29-3	ng/g	38.6 J	35.2 J	33.5 J	0.445 J	3.98 J	45.2 J	2.48 J	1.5	16.9	14.4	1.46	0.428	38.3 J	35.6	9.94	0.544
PCB-181	74472-47-2	ng/g	< 0.0912 U	< 0.093 U	< 0.0921 U	< 0.0876 U	< 0.0935 U	< 0.0882 U	< 0.0921 U	< 0.0913 U	< 0.0917 U	< 0.0937 U	< 0.0929 U	< 0.0902 U	< 0.0888 U	< 0.092 U	< 0.0945 U	< 0.0932 U
PCB-182/187	PCB-182/187	ng/g	19.2 J	21.4 J	21 J	0.335 J	2.1 J	26.1 J	1.47 J	0.852	11.6	8.71	0.948	0.286	18	16.5	4.7	0.507
PCB-183	52663-69-1	ng/g	8.42 J	7.8 J	7.57 J	< 0.0674 UJ	0.791 J	9.99 J	0.574 J	0.303	3.75	3.03	0.316	< 0.0694 U	8.75	8.3	2.4	< 0.0717 U
PCB-184	74472-48-3	ng/g	< 0.0479 U	< 0.0488 U	< 0.0484 U	< 0.046 U	< 0.0491 U	< 0.0463 U	< 0.0484 U	< 0.0479 U	< 0.0482 U	< 0.0492 U	< 0.0488 U	< 0.0474 U	< 0.0467 U	< 0.0483 U	< 0.0496 U	< 0.0489 U
PCB-185	52712-05-7	ng/g	2.24 J	1.86 J	1.85 J	< 0.0674 UJ	< 0.072 UJ	2.42 J	< 0.0709 UJ	< 0.0703 UJ	0.942 J	0.852 J	< 0.0715 UJ	< 0.0694 UJ	2.26	2.45	0.616	< 0.0717 U
PCB-186	74472-49-4	ng/g	< 0.0719 U	< 0.0734 U	< 0.0727 U	< 0.0691 U	< 0.0738 U	< 0.0696 U	< 0.0727 U	< 0.072 U	< 0.0724 U	< 0.0739 U	< 0.0733 U	< 0.0712 U	< 0.0701 U	< 0.0726 U	< 0.0746 U	< 0.0735 U
PCB-188	74487-85-7	ng/g	< 0.0523 U	< 0.0534 U	< 0.0529 U	< 0.0503 U	< 0.0537 U	< 0.0506 U	< 0.0529 U	< 0.0524 U	< 0.0526 U	< 0.0538 U	< 0.0533 U	< 0.0518 U	< 0.051 U	< 0.0528 U	< 0.0542 U	< 0.0535 U
PCB-189	39635-31-9	ng/g	0.871	0.891	0.955	< 0.0517 U	< 0.0552 U	1.2	< 0.0544 U	< 0.0539 U	0.524	0.396	< 0.0549 U	< 0.0533 U	0.779	0.815	< 0.0558 U	< 0.055 U
PCB-191	74472-50-7	ng/g	0.678	0.626	0.619	< 0.128 U	< 0.137 U	0.767	< 0.135 U	< 0.133 U	0.271	0.26	< 0.136 U	< 0.132 U	0.857	0.908	< 0.138 U	< 0.136 U
PCB-193	69782-91-8	ng/g	1.75 J	2.14 J	2.03 J	< 0.173 UJ	< 0.184 UJ	2.26 J	< 0.181 UJ	< 0.18 U	1.12	0.852	< 0.183 U	< 0.178 U	2.34	1.84	0.605	< 0.184 U
PCB-194	35694-08-7	ng/g	12.9 J	15.6 J	14.4 J	< 0.148 UJ	< 0.158 UJ	17.8 J	2.49 J	< 0.154 UJ	10.7 J	7.37 J	< 0.157 UJ	< 0.152 UJ	11.4	12	3.48	< 0.157 U
PCB-195	52663-78-2	ng/g	4.65 J	4.3 J	4.83 J	< 0.141 UJ	< 0.15 UJ	5.25 J	< 0.148 UJ	< 0.147 U	2.78	2.12	< 0.149 U	< 0.145 U	4.22	3.89	1.41	< 0.15 U
PCB-196/203	PCB-196/203	ng/g	11.2 J	13.5 J	13 J	< 0.124 UJ	1.67 J	15.3 J	0.949 J	< 0.129 UJ	7.34 J	5.37 J	< 0.131 UJ	< 0.127 UJ	13	13.4	4.27	< 0.132 U
PCB-197	33091-17-7	ng/g	< 0.0573 U	< 0.0585 U	< 0.0579 U	< 0.0551 U	< 0.0588 U	0.649	< 0.0579 U	< 0.0574 UJ	< 0.0577 UJ	< 0.0589 UJ	< 0.0584 UJ	< 0.0567 UJ	< 0.0558 U	< 0.0579 U	< 0.0594 U	< 0.0586 U
PCB-198	68194-17-2	ng/g	< 0.0973 U	0.74	0.68	< 0.0935 U	< 0.0998 U	0.892	< 0.0983 U	< 0.0974 UJ	0.503 J	< 0.1 UJ	< 0.0992 UJ	< 0.0963 UJ	< 0.0948 U	< 0.0982 U	< 0.101 U	< 0.0994 U
PCB-199	52663-75-9	ng/g	9 J	11.7 J	11.6 J	< 0.0859 UJ	1.27 J	13.5 J	0.919 J	< 0.0895 U	6.88	4.72	< 0.0911 U	< 0.0885 U	11.6	11.5	3.12	< 0.0914 U
PCB-200	52663-73-7	ng/g	1.32 J	1.46 J	1.36 J	< 0.0798 UJ	< 0.0852 UJ	1.59 J	< 0.0839 UJ	< 0.0832 UJ	0.963 J	0.681 J	< 0.0847 UJ	< 0.0822 UJ	0.914	0.899	< 0.0861 U	< 0.0849 U
PCB-201	40186-71-8	ng/g	1.01 J	1.23 J	1.19 J	< 0.0479 UJ	< 0.0511 UJ	1.39 J	< 0.0503 UJ	< 0.0499 UJ	0.694 J	0.372 J	< 0.0508 UJ	< 0.0493 UJ	0.958 J	0.986 J	< 0.0516 UJ	< 0.0509 UJ
PCB-202	2136-99-4	ng/g	1.39 J	2.16 J	2.09 J	< 0.0599 UJ	< 0.0639 UJ	2.35 J	< 0.063 UJ	< 0.0624 UJ	1.32 J	0.826 J	< 0.0635 UJ	< 0.0616 UJ	1.39 J	1.71 J	< 0.0646 UJ	< 0.0637 UJ
PCB-204	74472-52-9	ng/g	< 0.0963 U	< 0.0983 U	< 0.0974 U	< 0.0926 U	< 0.0989 U	< 0.0932 U	< 0.0974 U	< 0.0965 U	< 0.0969 U	< 0.099 U	< 0.0982 U	< 0.0953 U	< 0.0939 U	< 0.0973 U	< 0.0999 U	< 0.0985 U
PCB-205	74472-53-0	ng/g	< 0.0533 U	0.96	0.841	< 0.0512 U	< 0.0547 U	1.07	< 0.0538 U	< 0.0533 UJ	< 0.0536 UJ	< 0.0547 UJ	< 0.0543 UJ	< 0.0527 UJ	< 0.0519 U	< 0.0538 U	< 0.0552 U	< 0.0544 U
PCB-206	40186-72-9	ng/g	3.96 J	6.51 J	6.66 J	< 0.0491 UJ	0.65 J	7.69 J	< 0.0517 UJ	< 0.0512 U	3.6	2.84	< 0.0521 U	< 0.0506 U	3.54	3.74	2.32	< 0.0523 U
PCB-207	52663-79-3	ng/g	< 0.0675 UJ	0.704 J	0.599 J	< 0.0649 UJ	< 0.0693 UJ	0.737 J	< 0.0682 UJ	< 0.0676 U	< 0.0679 U	0.233	< 0.0688 U	< 0.0668 U	< 0.0658 U	< 0.0681 U	< 0.07 U	< 0.069 U
PCB-208	52663-77-1	ng/g	0.694 J	1.54 J	1.62 J	< 0.0649 UJ	< 0.0693 UJ	1.86 J	< 0.0682 UJ	< 0.0676 U	1.11	0.801	< 0.0688 U	< 0.0668 U	1.04	1.29	< 0.07 U	< 0.069 U
PCB-209	2051-24-3	ng/g	1.08	3.23	3.22	< 0.0427 U	< 0.0456 U	4.08	< 0.0449 U	< 0.0445 U	2.02	1.56	< 0.0453 U	< 0.044 U	1.11 J	1.12 J	0.597 J	< 0.0454 UJ
Total Decachlorobiphenyls	RA_Total_DECPCB	ng/g	1.08	3.23	3.22	< 0.0427 U	< 0.0456 U	4.08	< 0.0449 U	< 0.0445 U	2.02	1.56	< 0.0453 U	< 0.044 U	1.11	1.12	0.597	< 0.0454 U
Total Dichlorobiphenyls	RA_Total_DIPCB	ng/g	100.485	346.7	296.36	2.766	25.307	416.17	10.01	10.687	204.31	117.641	5.92	< 0.108 U	77.878	72.513	18.559	< 0.111 U
Total Heptachlorobiphenyls	RA_Total_HEPPCB	ng/g	143.563	139.037	134.874	1.046	13.913	173.047	8.707	5.081	71.583	57.369	5.084	0.93	136.278	128.877	34.664	1.051
Total Hexachlorobiphenyls	RA_Total_HEXPCB	ng/g	471.734	409.727	406.912	2.846	36.194	528.363	31.139	16.926	199.918	174.45	16.048	3.571	461.146	454.821	118.738	4.43
Total Monochlorobiphenyls	RA_Total_MONPCB	ng/g	3.6	47.8	54.5	0.559	4.19	57.1	0.699	< 0.0478 U	28.5	17.93	< 0.0486 U	< 0.0472 U	1.514	0.364	< 0.0494 U	< 0.0487 U
Total Nonachlorobiphenyls	RA_Total_NONPCB	ng/g	4.654	8.754	8.879	< 0.0649 U	0.65	10.287	< 0.0682 U	< 0.0676 U	4.71	3.874	< 0.0688 U	< 0.0668 U	4.58	5.03	2.32	< 0.0690 U
Total Octachlorobiphenyls	RA_Total_OCTPCB	ng/g	41.47	51.65	49.991	< 0.148 U	2.94	59.791	4.358	< 0.154 U	31.18	21.459	< 0.157 U	< 0.152 U	43.482	44.385	12.28	< 0.157 U
Total Pentachlorobiphenyls	RA_Total_PENPCB	ng/g	2522.66	995.92	945.672	3.9	97.016	1414.71	97	62.161	402.897	406.94	40.046	11.117	2769.58	2654.86	801.2	4.814
Total Tetrachlorobiphenyls	RA_Total_TETPCB	ng/g	5981.01	1509.51	1406.77	7.34	123.112	2359.35	171.503	129.306	498.939	526.136	53.451	13.649	6990.12	6658.93	2282.15	4.462
Total Trichlorobiphenyls	RA_Total_TRICPB	ng/g	1601.32	545.45	475.62	3.249	63.49	689	37.947	39.03	211.96	164.59	13.128	2.943	1569.6	1518.55	535.522	1.024
Total PCB Congeners	RA_Tot_PCB_Cong	ng/g	10871.6	4057.78	3782.8	21.706	366.812	5711.9	361.363	263.191	1656.02	1491.95	133.677	32.21	12055.3	11539.5	3806.03	15.781
Total PCB TEQ (Bird)	RA-TEQ-B-PCB	ng/g	4.15272411	1.95484681	1.70408015	0.00000532	0.18783509	2.3454964	0.13495251	0.1356421	0.69458834	0.70126886	0.0583775	0.0001042	5.19780019	5.06453795	1.4604228	0.01220739
Total PCB TEQ (Fish)	RA-TEQ-F-PCB	ng/g	0.013570905	0.014663855	0.005319625	0.00000266	0.000510175	0.0073604	0.00037566	0.000341975	0.00212482	0.00218653	0.00016075	0.000013355	0.029574545	0.027144925	0.00783465	0.000028095
Total PCB TEQ (Mammal)	RA-TEQ-M-PCB	ng/g	0.02620843	0.19465113	0.01012275	0.00001596	0.00119605	0.0142634	0.00091396	0.00070185	0.00403692	0.00441518	0.0003845	0.00008013	0.31065027	0.26757255	0.0766299	0.00004657
TAL Metals and Mercury																		
Aluminum	7429-90-5	mg/kg	5200	6400	5500	10000	11000	6500	5600	5600	7000	6100	5200	5100	3900	5100	6700	4700
Calcium	7440-70-2	mg/kg	1700	2500	2300	1100	1400	1000	1100	1400	1000	820	1000	1200	970	1400	1200	1000
Iron	7439-89-6	mg/kg	12000	15000	12000	19000	21000	14000	11000	11000	13000	11000	11000	11000	6100	8600	11000	9200
Magnesium	7439-95-4	mg/kg	1900	2100	1700	4100	4300	1800	2500	2700	2100	1400	2400	2600	1200	1600	2000	2100
Potassium	7440-09-7	mg/kg	260 J	270 J	250 J	310 J	440 J	200 J	230 J	250 J	190 J	120 J	200 J	230 J	95 J	180 J	200 J	240 J
Sodium	7440-23-5	mg/kg	210 J	210 J	160 J	< 480 U	< 500 U	110 J	< 450 U	100 J	< 490 U	< 620 U	92 J	< 500 U	180 J	270 J	290 J	90 J
Antimony	7440-36-0	mg/kg	0.27 J	< 1.1 U	< 1.1 U	< 0.99 U	< 1.1 U	< 1.1 U	< 0.85 U	< 0.78 U	< 1.1 U	< 1.3 U	< 0.76 U	< 0.88 U	< 0.76 UJ	< 1.2 UJ	< 1.0 UJ	< 0.76 UJ
Arsenic	7440-38-2	mg/kg	3.5 J	3.7	3.6	4.0	1.7	4.1	1.2	1.1	4.3	4.0	1.7	1.1	2.3 J	4.3 J	1.9 J	2.0 J
Barium	7440-39-3	mg/kg	33	50	44	16	19	34	23	28	36	27	20	15	33	46	33	18
Beryllium	7440-41-7	mg/kg	0.32 J	< 0.54 U	< 0.56 U	< 0.49 U	< 0.53 U	< 0.57 U	< 0.43 U	< 0.39 U	< 0.55 U	< 0.64 U	0.53 J+	< 0.44 U	< 0.38 U	< 0.61 U	< 0.51 U	< 0.38 U

Table 12
Phase 2 Reach Floodplain Soil Analytical Results
Phase 2 Data Evaluation Summary Memorandum
Lower Neponset River
Boston and Milton, Massachusetts

Analyte	CAS Number	Units	24D-0119 24D-0119-AS 6/12/2024 N 0 - 0.6 ft	24D-0120 24D-0120-AD 6/12/2024 FD 0 - 0.7 ft	24D-0120 24D-0120-AS 6/12/2024 N 0 - 0.7 ft	24D-0121 24D-0121-AS 6/11/2024 N 0 - 1 ft	24D-0121 24D-0121-BS 6/11/2024 N 1 - 1.5 ft	24D-0122 24D-0122-AS 6/11/2024 N 0 - 1 ft	24D-0122 24D-0122-BS 6/11/2024 N 1 - 2 ft	24D-0122 24D-0122-CS 6/11/2024 N 2 - 2.6 ft	24D-0123 24D-0123-AS 6/11/2024 N 0 - 0.6 ft	24D-0124 24D-0124-AS 6/11/2024 N 0 - 1 ft	24D-0124 24D-0124-BS 6/11/2024 N 1 - 2 ft	24D-0124 24D-0124-CS 6/11/2024 N 2 - 3 ft	24D-0125 24D-0125-AD 6/10/2024 FD 0 - 1 ft	24D-0125 24D-0125-AS 6/10/2024 N 0 - 1 ft	24D-0125 24D-0125-BS 6/10/2024 N 1 - 2 ft	24D-0126 24D-0126-AS 6/10/2024 N 0 - 1 ft
Cadmium	7440-43-9	mg/kg	0.37 J	< 0.54 UJ	< 0.56 UJ	< 0.49 UJ	< 0.53 UJ	< 0.57 UJ	< 0.43 UJ	< 0.39 UJ	< 0.55 UJ	< 0.64 UJ	< 0.38 UJ	< 0.44 UJ	< 0.38 UJ	< 0.61 UJ	< 0.51 UJ	< 0.38 UJ
Chromium, Total	7440-47-3	mg/kg	13 EB	40 EB	34 EB	10 EB	14 EB	41 EB	8.9 EB	9.8 EB	26 EB	31 EB	7.9 EB	6.2 EB	15 JEB	24 JEB	16 JEB	10 JEB
Cobalt	7440-48-4	mg/kg	3.9 J+	4.2	3.7	4.5	3.0	2.5	2.5	4.4	2.6	2.0	2.9	2.4	1.7 J	2.7 J	2.6	3.8
Copper	7440-50-8	mg/kg	24 J+	49	44	17	16	63	15	19	35	41	15	12	22 J	33 J	17 J	14 J
Lead	7439-92-1	mg/kg	78	160	140	31	13	180	14	10	99	100	11	4.3	33	51	12	17
Manganese	7439-96-5	mg/kg	320 EB	290 EB	250 EB	170 EB	110 EB	56 EB	53 EB	86 EB	77 EB	68 EB	130 EB	64 EB	34 JEB	49 JEB	73 JEB	120 JEB
Nickel	7440-02-0	mg/kg	7.7 J+	8.3	7.4	7.6	8.5	7.5	5.4	8.4	7.6	5.9	4.7	4.1	3.9	5.8	3.9 J-	4.9
Selenium	7782-49-2	mg/kg	< 2.9 U	0.48 J	0.43 J	< 2.5 U	< 2.6 U	0.46 J	< 2.1 U	< 1.9 U	0.34 J	< 3.2 U	< 1.9 U	< 2.2 U	< 1.9 UJ	< 3.1 UJ	< 2.6 UJ	< 1.9 UJ
Silver	7440-22-4	mg/kg	0.14 J-	0.36 J	0.34 J	0.054 J	< 0.53 U	0.28 J	0.047 J	0.039 J	0.28 J	0.25 J	0.080 J	< 0.44 U	0.091 J	0.13 J	0.056 J	< 0.38 U
Thallium	7440-28-0	mg/kg	0.081 J	< 0.54 U	< 0.56 U	0.035 J	< 0.53 U	< 0.57 U	< 0.43 U	< 0.39 U	< 0.55 U	< 0.64 U	0.099 J	< 0.44 U	< 0.38 U	< 0.61 U	< 0.51 U	< 0.38 U
Vanadium	7440-62-2	mg/kg	15	21	19	19	11	20	9.8	12	24	20	8.3	6.2	9.5 J	21 J	11	15
Zinc	7440-66-6	mg/kg	120 JEB	75 EB	67 EB	23 EB	20 EB	43 EB	14 EB	17 EB	40 EB	30 EB	23 EB	17 EB	35 JEB	54 JEB	25 JEB	32 JEB
Mercury	7439-97-6	mg/kg	0.092 J	0.56	0.55	0.091 J	0.041 J	0.66	0.060 J	0.021 J	0.39	0.45	0.063 J	< 0.10 U	0.25	0.29	< 0.098 U	< 0.096 U
TCL VOCs																		
1,1,1-Trichloroethane (TCA)	71-55-6	ug/kg	-	< 6.3 U	< 5.7 U	< 5.7 U	< 5.6 U	< 7.2 U	< 5.7 U	< 5.9 U	< 5.5 U	< 6.9 U	< 5.4 U	< 5.2 U	< 5.7 U	< 6.4 U	< 5.5 U	< 5.9 U
1,1,2,2-TETRACHLOROETHANE	79-34-5	ug/kg	-	< 6.3 U	< 5.7 U	< 5.7 U	< 5.6 U	< 7.2 U	< 5.7 U	< 5.9 U	< 5.5 U	< 6.9 U	< 5.4 U	< 5.2 U	< 5.7 U	< 6.4 U	< 5.5 U	< 5.9 U
1,1,2-TRICHLORO-1,2,2-TRIFLUOROETHANE	76-13-1	ug/kg	-	< 6.3 U	< 5.7 U	< 5.7 U	< 5.6 U	< 7.2 U	< 5.7 U	< 5.9 U	< 5.5 U	< 6.9 U	< 5.4 U	< 5.2 U	< 5.7 U	< 6.4 U	< 5.5 U	< 5.9 U
1,1,2-Trichloroethane	79-00-5	ug/kg	-	< 6.3 U	< 5.7 U	< 5.7 U	< 5.6 U	< 7.2 U	< 5.7 U	< 5.9 U	< 5.5 U	< 6.9 U	< 5.4 U	< 5.2 U	< 5.7 U	< 6.4 U	< 5.5 U	< 5.9 U
1,1-Dichloroethane	75-34-3	ug/kg	-	< 6.3 U	< 5.7 U	< 5.7 U	< 5.6 U	< 7.2 U	< 5.7 U	< 5.9 U	< 5.5 U	< 6.9 U	< 5.4 U	< 5.2 U	< 5.7 U	< 6.4 U	< 5.5 U	< 5.9 U
1,1-Dichloroethene	75-35-4	ug/kg	-	< 6.3 U	< 5.7 U	< 5.7 U	< 5.6 U	< 7.2 U	< 5.7 U	< 5.9 U	< 5.5 U	< 6.9 U	< 5.4 U	< 5.2 U	< 5.7 U	< 6.4 U	< 5.5 U	< 5.9 U
1,2,3-Trichlorobenzene	87-61-6	ug/kg	-	< 6.3 U	< 5.7 U	< 5.7 U	< 5.6 U	< 7.2 U	< 5.7 U	< 5.9 U	< 5.5 U	< 6.9 U	< 5.4 U	< 5.2 U	< 420 U	< 600 U	< 5.5 U	< 480 U
1,2,3-TRICHLOROPROPANE	96-18-4	ug/kg	-	< 6.3 U	< 5.7 U	< 5.7 U	< 5.6 U	< 7.2 U	< 5.7 U	< 5.9 U	< 5.5 U	< 6.9 U	< 5.4 U	< 5.2 U	< 5.7 U	< 6.4 U	< 5.5 U	< 5.9 U
1,2,4-TRICHLOROBENZENE	120-82-1	ug/kg	-	< 6.3 U	< 5.7 U	< 5.7 U	< 5.6 U	< 7.2 U	< 5.7 U	< 5.9 U	< 5.5 U	< 6.9 U	< 5.4 U	< 5.2 U	< 420 U	< 600 U	< 5.5 U	< 480 U
1,2,4-Trimethylbenzene	95-63-6	ug/kg	-	< 6.3 U	< 5.7 U	< 5.7 U	< 5.6 U	< 7.2 U	< 5.7 U	< 5.9 U	< 5.5 U	< 6.9 U	< 5.4 U	< 5.2 U	< 420 U	< 600 U	< 5.5 U	< 480 U
1,2-Dibromo-3-Chloropropane	96-12-8	ug/kg	-	< 6.3 U	< 5.7 U	< 5.7 U	< 5.6 U	< 7.2 U	< 5.7 U	< 5.9 U	< 5.5 U	< 6.9 U	< 5.4 U	< 5.2 U	< 420 U	< 600 U	< 5.5 U	< 480 U
1,2-Dibromoethane (Ethylene Dibromide)	106-93-4	ug/kg	-	< 6.3 U	< 5.7 U	< 5.7 U	< 5.6 U	< 7.2 U	< 5.7 U	< 5.9 U	< 5.5 U	< 6.9 U	< 5.4 U	< 5.2 U	< 5.7 U	< 6.4 U	< 5.5 U	< 5.9 U
1,2-Dichlorobenzene	95-50-1	ug/kg	-	< 6.3 U	< 5.7 U	< 5.7 U	< 5.6 U	< 7.2 U	< 5.7 U	< 5.9 U	< 5.5 U	< 6.9 U	< 5.4 U	< 5.2 U	< 420 U	< 600 U	< 5.5 U	< 480 U
1,2-Dichloroethane	107-06-2	ug/kg	-	< 6.3 U	< 5.7 U	< 5.7 U	< 5.6 U	< 7.2 U	< 5.7 U	< 5.9 U	< 5.5 U	< 6.9 U	< 5.4 U	< 5.2 U	< 5.7 U	< 6.4 U	< 5.5 U	< 5.9 U
1,2-DICHLOROPROPANE	78-87-5	ug/kg	-	< 6.3 U	< 5.7 U	< 5.7 U	< 5.6 U	< 7.2 U	< 5.7 U	< 5.9 U	< 5.5 U	< 6.9 U	< 5.4 U	< 5.2 U	< 5.7 U	< 6.4 U	< 5.5 U	< 5.9 U
1,3,5-Trimethylbenzene (Mesitylene)	108-67-8	ug/kg	-	< 6.3 U	< 5.7 U	< 5.7 U	< 5.6 U	< 7.2 U	< 5.7 U	< 5.9 U	< 5.5 U	< 6.9 U	< 5.4 U	< 5.2 U	< 420 U	< 600 U	< 5.5 U	< 480 U
1,3-DICHLOROBENZENE	541-73-1	ug/kg	-	< 6.3 U	< 5.7 U	< 5.7 U	< 5.6 U	< 7.2 U	< 5.7 U	< 5.9 U	< 5.5 U	< 6.9 U	< 5.4 U	< 5.2 U	< 420 U	< 600 U	< 5.5 U	< 480 U
1,4-DICHLOROBENZENE	106-46-7	ug/kg	-	< 6.3 U	< 5.7 U	< 5.7 U	< 5.6 U	< 7.2 U	< 5.7 U	< 5.9 U	< 5.5 U	< 6.9 U	< 5.4 U	< 5.2 U	< 420 U	< 600 U	< 5.5 U	< 480 U
2-HEXANONE	591-78-6	ug/kg	-	< 13 U	< 11 U	< 11 U	< 11 U	< 14 U	< 11 U	< 12 U	< 11 U	< 14 U	< 11 U	< 10 U	< 11 U	< 13 U	< 11 U	< 12 U
ACETONE	67-64-1	ug/kg	-	< 13 U	< 11 U	< 11 U	11	< 14 U	< 11 U	< 12 U	< 11 U	< 14 U	< 11 U	< 10 U	< 11 U	< 13 U	< 11 U	< 12 U
Benzene	71-43-2	ug/kg	-	< 6.3 U	< 5.7 U	< 5.7 U	< 5.6 U	< 7.2 U	< 5.7 U	< 5.9 U	< 5.5 U	< 6.9 U	< 5.4 U	< 5.2 U	< 5.7 U	< 6.4 U	< 5.5 U	< 5.9 U
BROMOCHLOROMETHANE	74-97-5	ug/kg	-	< 6.3 U	< 5.7 U	< 5.7 U	< 5.6 U	< 7.2 U	< 5.7 U	< 5.9 U	< 5.5 U	< 6.9 U	< 5.4 U	< 5.2 U	< 5.7 U	< 6.4 U	< 5.5 U	< 5.9 U
BROMODICHLOROMETHANE	75-27-4	ug/kg	-	< 6.3 U	< 5.7 U	< 5.7 U	< 5.6 U	< 7.2 U	< 5.7 U	< 5.9 U	< 5.5 U	< 6.9 U	< 5.4 U	< 5.2 U	< 5.7 U	< 6.4 U	< 5.5 U	< 5.9 U
BROMOFORM	75-25-2	ug/kg	-	< 6.3 U	< 5.7 U	< 5.7 U	< 5.6 U	< 7.2 U	< 5.7 U	< 5.9 U	< 5.5 U	< 6.9 U	< 5.4 U	< 5.2 U	< 420 U	< 600 U	< 5.5 U	< 480 U
BROMOMETHANE	74-83-9	ug/kg	-	< 6.3 U	< 5.7 U	< 5.7 U	< 5.6 U	< 7.2 U	< 5.7 U	< 5.9 U	< 5.5 U	< 6.9 U	< 5.4 U	< 5.2 U	< 5.7 U	< 6.4 U	< 5.5 U	< 5.9 U
CARBON DISULFIDE	75-15-0	ug/kg	-	< 6.3 U	< 5.7 U	< 5.7 U	< 5.6 U	< 7.2 U	< 5.7 U	< 5.9 U	< 5.5 U	< 6.9 U	< 5.4 U	< 5.2 U	< 5.7 U	< 6.4 U	< 5.5 U	< 5.9 U
CARBON TETRACHLORIDE	56-23-5	ug/kg	-	< 6.3 U	< 5.7 U	< 5.7 U	< 5.6 U	< 7.2 U	< 5.7 U	< 5.9 U	< 5.5 U	< 6.9 U	< 5.4 U	< 5.2 U	< 5.7 U	< 6.4 U	< 5.5 U	< 5.9 U
Chlorobenzene	108-90-7	ug/kg	-	< 6.3 U	< 5.7 U	< 5.7 U	< 5.6 U	< 7.2 U	< 5.7 U	< 5.9 U	< 5.5 U	< 6.9 U	< 5.4 U	< 5.2 U	< 5.7 U	< 6.4 U	< 5.5 U	< 5.9 U
CHLOROETHANE	75-00-3	ug/kg	-	< 6.3 U	< 5.7 U	< 5.7 U	< 5.6 U	< 7.2 U	< 5.7 U	< 5.9 U	< 5.5 U	< 6.9 U	< 5.4 U	< 5.2 U	< 5.7 U	< 6.4 U	< 5.5 U	< 5.9 U
Chloroform	67-66-3	ug/kg	-	< 6.3 U	< 5.7 U	< 5.7 U	< 5.6 U	< 7.2 U	< 5.7 U	< 5.9 U	< 5.5 U	< 6.9 U	< 5.4 U	< 5.2 U	< 5.7 U	< 6.4 U	< 5.5 U	< 5.9 U
CHLOROMETHANE	74-87-3	ug/kg	-	< 6.3 U	< 5.7 U	< 5.7 U	< 5.6 U	< 7.2 U	< 5.7 U	< 5.9 U	< 5.5 U	< 6.9 U	< 5.4 U	< 5.2 U	< 5.7 U	< 6.4 U	< 5.5 U	< 5.9 U
CIS-1,2-DICHLOROETHYLENE	156-59-2	ug/kg	-	< 6.3 U	< 5.7 U	< 5.7 U	< 5.6 U	< 7.2 U	< 5.7 U	< 5.9 U	< 5.5 U	< 6.9 U	< 5.4 U	< 5.2 U	< 5.7 U	< 6.4 U	< 5.5 U	< 5.9 U
cis-1,3-Dichloropropene	10061-01-5	ug/kg	-	< 6.3 U	< 5.7 U	< 5.7 U	< 5.6 U	< 7.2 U	< 5.7 U	< 5.9 U	< 5.5 U	< 6.9 U	< 5.4 U	< 5.2 U	< 5.7 U	< 6.4 U	< 5.5 U	< 5.9 U
Cyclohexane	110-82-7	ug/kg	-	< 6.3 U	< 5.7 U	< 5.7 U	< 5.6 U	< 7.2 U	< 5.7 U	< 5.9 U	< 5.5 U	< 6.9 U	< 5.4 U	< 5.2 U	< 5.7 U	< 6.4 U	< 5.5 U	< 5.9 U
DIBROMOCHLOROMETHANE	124-48-1	ug/kg	-	< 6.3 U	< 5.7 U	< 5.7 U	< 5.6 U	< 7.2 U	< 5.7 U	< 5.9 U	< 5.5 U	< 6.9 U	< 5.4 U	< 5.2 U	< 5.7 U	< 6.4 U	< 5.5 U	< 5.9 U
Dichlorodifluoromethane	75-71-8	ug/kg	-	< 6.3 U	< 5.7 U	< 5.7 U	< 5.6 U	< 7.2 U	< 5.7 U	< 5.9 U	< 5.5 U	< 6.9 U	< 5.4 U	< 5.2 U	< 5.7 U	< 6.4 U	< 5.5 U	< 5.9 U
Ethylbenzene	100-41-4	ug/kg	-	< 6.3 U	< 5.7 U	< 5.7 U	< 5.6 U	< 7.2 U	< 5.7 U	< 5.9 U	< 5.5 U	< 6.9 U	< 5.4 U	< 5.2 U	< 5.7 U	< 6.4 U	< 5.5 U	< 5.9 U
Isopropylbenzene (Cumene)	98-82-8	ug/kg	-	< 6.3 U	< 5.7 U	< 5.7 U	< 5.6 U	< 7.2 U	< 5.7 U	< 5.9 U	< 5.5 U	< 6.9 U	< 5.4 U	< 5.2 U	< 420 U	< 600 U	< 5.5 U	< 480 U
m,p-Xylene	179601-23-1	ug/kg	-	< 6.3 U	< 5.7 U	< 5.7 U	< 5.6 U	< 7.2 U	< 5.7 U	< 5.9 U	< 5.5 U	< 6.9 U	< 5.4 U	< 5.2 U	< 5.7 U	< 6.4 U	< 5.5 U	< 5.9 U
METHYL ACETATE	79-20-9	ug/kg	-	< 6.3 U	< 5.7 U	< 5.7 U	< 5.6 U	< 7.2 U	< 5.7 U	< 5.9 U	< 5.5 U	< 6.9 U	< 5.4 U	< 5.2 U	< 5.7 U	< 6.4 U	< 5.5 U	< 5.9 U
Methyl Ethyl Ketone (2-Butanone)	78-93-3	ug/kg	-	< 13 U	< 11 U	< 11 U	< 11 U	< 14 U	< 11 U	< 12 U	< 11 U	< 14 U	< 11 U	< 10 U	< 11 U	< 13 U	< 11 U	< 12 U
METHYL ISOBUTYL KETONE (4-METHYL-2-PENTANONE)	108-10-1	ug/kg	-	< 13 U	< 11 U	< 11 U	< 11 U	< 14 U	< 11 U	< 12 U	< 11 U	< 14 U	< 11 U	< 10 U	< 11 U	< 13 U	< 11 U	< 12 U
Methylcyclohexane	108-87-2	ug/kg	-	< 6.3 U	< 5.7 U	< 5.7 U	< 5.6 U	< 7.2 U	< 5.7 U	< 5.9 U	< 5.5 U	< 6.9 U	< 5.4 U	< 5.2 U	< 5.7 U	< 6.4 U	< 5.5 U	< 5.9 U
Methylene Chloride	75-09-2	ug/kg	-	7.7	5.0 J	< 5.7 U	< 5.6 U	8.5 JTB	5.7 JTB	< 5.9 U	7.9 JTB	< 6.9 U	< 5.4 U	< 5.2 U	11	18	11	13
o-Xylene (1,2-Dimethylbenzene)	95-47-6	ug/kg	-	< 6.3 U	< 5.7 U	< 5.7 U	< 5.6 U	< 7.2 U	< 5.7 U	< 5.9 U	< 5.5 U	< 6.9 U	< 5.4 U	< 5.2 U	< 5.7 U	< 6.4 U	< 5.5 U	< 5.9 U
Styrene	100-42-5	ug/kg	-	< 6.3 U	< 5.7 U	< 5.7 U	< 5.6 U	< 7.2 U	< 5.7 U	< 5.9 U	< 5.5 U	< 6.9 U	< 5.4 U	< 5.2 U	< 5.7 U	< 6.4 U	< 5.5 U	< 5.9 U
TERT-BUTYL METHYL ETHER	1634-04-4	ug/kg	-	< 6.3 U	< 5.7 U	< 5.7 U	< 5.6 U	< 7.2 U	< 5.7 U	< 5.9 U	< 5.5 U	< 6.9 U	< 5.4 U	< 5.2 U	< 5.7 U	< 6.4 U	< 5.5 U	< 5.9 U
Tetrachloroethylene (PCE)	127-18-4	ug/kg	-	< 6.3 U	< 5.7 U	< 5.7 U	< 5.6 U	< 7.2 U	< 5.7 U	< 5.9 U	< 5.5 U	< 6.9 U	< 5.4 U	< 5.2 U	< 5.7 U	< 6.4 U	< 5.5 U	< 5.9 U
Toluene	108-88-3	ug/kg	-	< 6.3 U	< 5.7 U	< 5.7 U	< 5.6 U	< 7.2 U	< 5.7 U	< 5.9 U	< 5.5 U	< 6.9 U	< 5.4 U	< 5.2 U	< 5.7 U	< 6.4 U	< 5.5 U	< 5.9 U
Trans-1,2-Dichloroethylene	156-60-5	ug/kg	-	< 6.3 U	< 5.7 U	< 5.7 U	< 5.6 U	< 7.2 U	< 5.7 U	< 5.9 U	< 5.5 U	< 6.9 U	< 5.4 U	< 5.2 U	< 5.7 U	< 6.4 U	< 5.5 U	< 5.9 U
Trans-1,3-Dichloropropene	10061-02-6	ug/kg	-	< 6.3 U	< 5.7 U	< 5.7 U	< 5.6 U	< 7.2 U	< 5.7 U	< 5.9 U	< 5.5 U	< 6.9 U	< 5.4 U	< 5.2 U	< 5.7 U	< 6.4 U	< 5.5 U	< 5.9 U
Trichloroethylene (TCE)	79-01-6	ug/kg	-	< 6.3 U	< 5.7 U	< 5.7 U	< 5.6 U	< 7.2 U	< 5.7 U	< 5.9 U	< 5.5 U	< 6.9 U	< 5.4 U	< 5.2 U	< 5.7 U	< 6.4 U	< 5.5 U	< 5.9 U
Trichlorofluoromethane	75-69-4	ug/kg	-	< 6.3 U	< 5.7 U	< 5.7 U	< 5.6 U	< 7.2 U	< 5.7 U	< 5.9 U	< 5.5 U	< 6.9 U	< 5.4 U	< 5.2 U	< 5.7 U	< 6.4 U	< 5.5 U	< 5.9 U
Vinyl Chloride	75-01-4	ug/kg	-	< 6.3 U	< 5.7 U	< 5.7 U	< 5.6 U	< 7.2 U	< 5.7 U	< 5.9 U	< 5.5 U	< 6.9 U	< 5.4 U	< 5.2 U	< 5.7 U	< 6.4 U	< 5.5 U	< 5.9 U

Table 12
Phase 2 Reach Floodplain Soil Analytical Results
Phase 2 Data Evaluation Summary Memorandum
Lower Neponset River
Boston and Milton, Massachusetts

Analyte	CAS Number	Units	24D-0119 24D-0119-AS 6/12/2024 N 0 - 0.6 ft	24D-0120 24D-0120-AD 6/12/2024 FD 0 - 0.7 ft	24D-0120 24D-0120-AS 6/12/2024 N 0 - 0.7 ft	24D-0121 24D-0121-AS 6/11/2024 N 0 - 1 ft	24D-0121 24D-0121-BS 6/11/2024 N 1 - 1.5 ft	24D-0122 24D-0122-AS 6/11/2024 N 0 - 1 ft	24D-0122 24D-0122-BS 6/11/2024 N 1 - 2 ft	24D-0122 24D-0122-CS 6/11/2024 N 2 - 2.6 ft	24D-0123 24D-0123-AS 6/11/2024 N 0 - 0.6 ft	24D-0124 24D-0124-AS 6/11/2024 N 0 - 1 ft	24D-0124 24D-0124-BS 6/11/2024 N 1 - 2 ft	24D-0124 24D-0124-CS 6/11/2024 N 2 - 3 ft	24D-0125 24D-0125-AD 6/10/2024 FD 0 - 1 ft	24D-0125 24D-0125-AS 6/10/2024 N 0 - 1 ft	24D-0125 24D-0125-BS 6/10/2024 N 1 - 2 ft	24D-0126 24D-0126-AS 6/10/2024 N 0 - 1 ft
TCL SVOCs																		
1,2,4,5-TETRACHLOROBENZENE	95-94-3	ug/kg	< 210 U	< 220 U	< 200 U	< 190 U	< 180 U	< 230 U	< 180 U	< 200 U	< 210 U	< 230 U	< 190 U	< 190 U	< 190 U	< 230 U	< 200 U	< 190 U
1,4-Dioxane (P-Dioxane)	123-91-1	ug/kg	< 83 U	< 87 U	< 79 U	< 74 U	< 72 U	< 91 U	< 71 U	< 77 U	< 82 U	< 91 U	< 73 U	< 76 U	< 74 U	< 89 U	< 78 U	< 75 U
1-Methylnaphthalene	90-12-0	ug/kg	5.6	25	17	1.0 J	0.86 J	18	< 3.5 U	< 3.8 U	11	1.1 J	< 3.6 U	< 3.8 U	< 3.7 U	< 4.4 U	< 3.9 U	1.2 J
2,3,4,6-TETRACHLOROPHENOL	58-90-2	ug/kg	< 210 U	< 220 U	< 200 U	< 190 U	< 180 U	< 230 U	< 180 U	< 200 U	< 210 U	< 230 U	< 190 U	< 190 U	< 190 U	< 230 U	< 200 U	< 190 U
2,4,5-TRICHLOROPHENOL	95-95-4	ug/kg	< 210 U	< 220 U	< 200 U	< 190 U	< 180 U	< 230 U	< 180 U	< 200 U	< 210 U	< 230 U	< 190 U	< 190 U	< 190 U	< 230 U	< 200 U	< 190 U
2,4,6-TRICHLOROPHENOL	88-06-2	ug/kg	< 210 U	< 220 U	< 200 U	< 190 U	< 180 U	< 230 U	< 180 U	< 200 U	< 210 U	< 230 U	< 190 U	< 190 U	< 190 U	< 230 U	< 200 U	< 190 U
2,4-DICHLOROPHENOL	120-83-2	ug/kg	< 210 U	< 220 U	< 200 U	< 190 U	< 180 U	< 230 U	< 180 U	< 200 U	< 210 U	< 230 U	< 190 U	< 190 U	< 190 U	< 230 U	< 200 U	< 190 U
2,4-DIMETHYLPHENOL	105-67-9	ug/kg	< 210 U	< 220 UJ	< 200 UJ	< 190 UJ	< 180 U	< 230 U	< 180 U	< 200 U	< 210 U	< 230 UJ	< 190 UJ	< 190 U	< 190 UJ	< 230 UJ	< 200 UJ	< 190 U
2,4-DINITROPHENOL	51-28-5	ug/kg	< 410 U	< 430 U	< 390 U	< 370 U	< 360 U	< 450 U	< 350 U	< 380 U	< 400 U	< 450 U	< 360 U	< 380 U	< 370 U	< 440 U	< 390 U	< 370 U
2,4-DINITROTOLUENE	121-14-2	ug/kg	< 210 U	< 220 U	< 200 U	< 190 U	< 180 U	< 230 U	< 180 U	< 200 U	< 210 U	< 230 U	< 190 U	< 190 U	< 190 U	< 230 U	< 200 U	< 190 U
2,6-DINITROTOLUENE	606-20-2	ug/kg	< 210 U	< 220 U	< 200 U	< 190 U	< 180 U	< 230 U	< 180 U	< 200 U	< 210 U	< 230 U	< 190 U	< 190 U	< 190 U	< 230 U	< 200 U	< 190 U
2-CHLORONAPHTHALENE	91-58-7	ug/kg	< 210 U	< 220 U	< 200 U	< 190 U	< 180 U	< 230 U	< 180 U	< 200 U	< 210 U	< 230 U	< 190 U	< 190 U	< 190 U	< 230 U	< 200 U	< 190 U
2-CHLOROPHENOL	95-57-8	ug/kg	< 210 U	< 220 U	< 200 U	< 190 U	< 180 U	< 230 U	< 180 U	< 200 U	< 210 U	< 230 U	< 190 U	< 190 U	< 190 U	< 230 U	< 200 U	< 190 U
2-Methylnaphthalene	91-57-6	ug/kg	7.9 EB	35 EB	24 EB	1.2 J	1.2 J	23	0.82 J	< 3.8 U	16	1.2 JEB	< 3.6 U	< 3.8 U	< 3.7 U	< 4.4 U	< 3.9 U	1.6 JEB
2-METHYLPHENOL (O-CRESOL)	95-48-7	ug/kg	< 410 U	< 430 U	< 390 U	< 370 U	< 360 U	< 450 U	< 350 U	< 380 U	< 400 U	< 450 U	< 360 U	< 380 U	< 370 U	< 440 U	< 390 U	< 370 U
2-NITROANILINE	88-74-4	ug/kg	< 210 U	< 220 U	< 200 U	< 190 U	< 180 U	< 230 U	< 180 U	< 200 U	< 210 U	< 230 U	< 190 U	< 190 U	< 190 U	< 230 U	< 200 U	< 190 U
2-NITROPHENOL	88-75-5	ug/kg	< 210 U	< 220 U	< 200 U	< 190 U	< 180 U	< 230 U	< 180 U	< 200 U	< 210 U	< 230 U	< 190 U	< 190 U	< 190 U	< 230 U	< 200 U	< 190 U
3,3'-DICHLOROBENZIDINE	91-94-1	ug/kg	< 410 U	< 430 U	< 390 U	< 370 U	< 360 U	< 450 U	< 350 U	< 380 U	< 400 U	< 450 U	< 360 U	< 380 U	< 370 U	< 440 U	< 390 U	< 370 U
3-NITROANILINE	99-09-2	ug/kg	< 410 U	< 430 U	< 390 U	< 370 U	< 360 U	< 450 U	< 350 U	< 380 U	< 400 U	< 450 U	< 360 U	< 380 U	< 370 U	< 440 U	< 390 U	< 370 U
4,6-DINITRO-2-METHYLPHENOL	534-52-1	ug/kg	< 410 U	< 430 U	< 390 U	< 370 U	< 360 U	< 450 U	< 350 U	< 380 U	< 400 U	< 450 U	< 360 U	< 380 U	< 370 U	< 440 U	< 390 U	< 370 U
4-BROMOPHENYL PHENYL ETHER	101-55-3	ug/kg	< 210 U	< 220 U	< 200 U	< 190 U	< 180 U	< 230 U	< 180 U	< 200 U	< 210 U	< 230 U	< 190 U	< 190 U	< 190 U	< 230 U	< 200 U	< 190 U
4-CHLORO-3-METHYLPHENOL	59-50-7	ug/kg	< 210 U	< 220 U	< 200 U	< 190 U	< 180 U	< 230 U	< 180 U	< 200 U	< 210 U	< 230 U	< 190 U	< 190 U	< 190 U	< 230 U	< 200 U	< 190 U
4-CHLOROANILINE	106-47-8	ug/kg	< 410 U	< 430 U	< 390 U	< 370 U	< 360 U	< 450 U	< 350 U	< 380 U	< 400 U	< 450 U	< 360 U	< 380 U	< 370 U	< 440 U	< 390 U	< 370 U
4-CHLOROPHENYL PHENYL ETHER	7005-72-3	ug/kg	< 210 U	< 220 U	< 200 U	< 190 U	< 180 U	< 230 U	< 180 U	< 200 U	< 210 U	< 230 U	< 190 U	< 190 U	< 190 U	< 230 U	< 200 U	< 190 U
4-METHYLPHENOL (P-CRESOL)	106-44-5	ug/kg	170 J	< 430 U	< 390 U	< 370 U	< 360 U	< 450 U	< 350 U	< 380 U	< 400 U	< 450 U	< 360 U	< 380 U	< 370 U	< 440 U	< 390 U	< 370 U
4-Nitroaniline	100-01-6	ug/kg	< 410 U	< 430 U	< 390 U	< 370 U	< 360 U	< 450 U	< 350 U	< 380 U	< 400 U	< 450 U	< 360 U	< 380 U	< 370 U	< 440 U	< 390 U	< 370 U
4-NITROPHENOL	100-02-7	ug/kg	< 410 U	< 430 U	< 390 U	< 370 U	< 360 U	< 450 U	< 350 U	< 380 U	< 400 U	< 450 U	< 360 U	< 380 U	< 370 U	< 440 U	< 390 U	< 370 U
Acenaphthene	83-32-9	ug/kg	16	91 J	90 J	1.6 J	1.4 J	65	1.9 J	2.9 J	32	4.3 J	0.96 J	< 190 U	< 3.7 U	< 4.4 U	< 3.9 U	1.1 J
ACENAPHTHYLENE	208-96-8	ug/kg	16	160	110	9.8	6.2	72	5.4	1.4 J	71	4.2 J	3.2 J	< 3.8 U	1.8 J	2.0 J	1.2 J	6.8
Acetophenone	98-86-2	ug/kg	< 410 U	100 J	100 J	< 370 U	< 360 U	< 450 U	< 350 U	< 380 U	< 400 U	< 450 U	< 360 U	< 380 U	< 370 U	< 440 U	< 390 U	< 370 U
ANTHRACENE	120-12-7	ug/kg	58	310	290	16	8.4	270	8.3	9.8	140	17	6.0	1.2 J	4.3	3.2 J	1.4 J	7.1
ATRAZINE	1912-24-9	ug/kg	< 410 U	< 430 U	< 390 U	< 370 U	< 360 U	< 450 U	< 350 U	< 380 U	< 400 U	< 450 U	< 360 U	< 380 U	< 370 U	< 440 U	< 390 U	< 370 U
BENZALDEHYDE	100-52-7	ug/kg	< 410 U	< 430 U	< 390 U	< 370 U	< 360 U	< 450 U	< 350 U	< 380 U	< 400 U	< 450 U	< 360 U	< 380 U	< 370 U	< 440 U	< 390 U	< 370 U
BENZO(A)ANTHRACENE	56-55-3	ug/kg	290	1100	940	50	33	770	32	17	450	52	25	3.3 J	9.8	10	4.3	26
BENZO(A)PYRENE	50-32-8	ug/kg	170	730	610	27	24	410	34	19	290	33	30	5.0	11	11	4.8	27
Benzo(B)Fluoranthene	205-99-2	ug/kg	280 J	1700	1400	68	52	1100	48	24	710	75	45	7.3	14	15	6.9	38
Benzo(G,H,I)Perylene	191-24-2	ug/kg	17	65	52	3.5 J	5.3	43	20	9.7	36	3.4 J	20	3.2 J	5.8	6.0	2.8 J	17
Benzo(K)Fluoranthene	207-08-9	ug/kg	120	390	460	23	15	340	14	9.4	230	26	15	2.5 J	4.5	4.4	2.5 J	13
BENZYL BUTYL PHTHALATE	85-68-7	ug/kg	< 210 U	160 J	71 J	< 190 U	< 180 U	< 230 U	< 180 U	< 200 U	< 210 U	< 230 U	< 190 U	< 190 U	< 190 U	< 230 U	< 200 U	< 190 U
BIPHENYL (DIPHENYL)	92-52-4	ug/kg	< 210 U	< 220 U	< 200 U	< 190 U	< 180 U	< 230 U	< 180 U	< 200 U	< 210 U	< 230 U	< 190 U	< 190 U	< 190 U	< 230 U	< 200 U	< 190 U
BIS(2-CHLOROETHOXY) METHANE	111-91-1	ug/kg	< 210 U	< 220 U	< 200 U	< 190 U	< 180 U	< 230 U	< 180 U	< 200 U	< 210 U	< 230 U	< 190 U	< 190 U	< 190 U	< 230 U	< 200 U	< 190 U
BIS(2-CHLOROETHYL) ETHER (2-CHLOROETHYL ETHER)	111-44-4	ug/kg	< 410 U	< 430 U	< 390 U	< 370 U	< 360 U	< 450 U	< 350 U	< 380 U	< 400 U	< 450 U	< 360 U	< 380 U	< 370 U	< 440 U	< 390 U	< 370 U
BIS(2-CHLOROISOPROPYL) ETHER	108-60-1	ug/kg	< 410 U	< 430 U	< 390 U	< 370 U	< 360 U	< 450 U	< 350 U	< 380 U	< 400 U	< 450 U	< 360 U	< 380 U	< 370 U	< 440 U	< 390 U	< 370 U
BIS(2-ETHYLHEXYL) PHTHALATE	117-81-7	ug/kg	53 J	570	510	< 190 U	< 180 U	330	< 180 U	< 200 U	300	< 230 U	< 190 U	< 190 U	< 190 U	< 230 U	< 200 U	< 190 U
Caprolactam	105-60-2	ug/kg	< 410 U	< 430 U	< 390 U	< 370 U	< 360 U	< 450 U	< 350 U	< 380 U	< 400 U	< 450 U	< 360 U	< 380 U	< 370 U	< 440 U	< 390 U	< 370 U
CARBAZOLE	86-74-8	ug/kg	< 410 U	190 J	180 J	< 370 U	< 360 U	110 J	< 350 U	< 380 U	65 J	< 450 U	< 360 U	< 380 U	< 370 U	< 440 U	< 390 U	< 370 U
CHRYSENE	218-01-9	ug/kg	270	1300	1100	40	30	850	23	12	550	41	21	3.1 J	7.2	7.7	3.5 J	19
DIBENZ(A,H)ANTHRACENE	53-70-3	ug/kg	38	180	140	7.8	5.9	120	5.2	2.5 J	82	7.5	4.5	< 3.8 U	1.5 J	1.6 J	< 3.9 U	4.2
Dibenzofuran	132-64-9	ug/kg	< 210 U	64 J	58 J	< 190 U	< 180 U	< 230 U	< 180 U	< 200 U	< 210 U	< 230 U	< 190 U	< 190 U	< 190 U	< 230 U	< 200 U	< 190 U
Diethyl Phthalate	84-66-2	ug/kg	< 210 U	< 220 U	< 200 U	< 190 U	< 180 U	< 230 U	< 180 U	< 200 U	< 210 U	< 230 U	< 190 U	< 190 U	< 190 U	< 230 U	< 200 U	< 190 U
DIMETHYL PHTHALATE	131-11-3	ug/kg	< 210 U	< 220 U	< 200 U	< 190 U	< 180 U	< 230 U	< 180 U	< 200 U	< 210 U	< 230 U	< 190 U	< 190 U	< 190 U	< 230 U	< 200 U	< 190 U
Di-N-Butyl Phthalate	84-74-2	ug/kg	< 210 U	< 220 U	< 200 U	< 190 U	< 180 U	< 230 U	< 180 U	< 200 U	< 210 U	< 230 U	< 190 U	< 190 U	< 190 U	< 230 U	< 200 U	< 190 U
DI-N-OCTYLPHTHALATE	117-84-0	ug/kg	< 410 U	58 J	< 390 U	< 370 U	< 360 U	< 450 U	< 350 U	< 380 U	< 400 U	< 450 U	< 360 U	< 380 U	< 370 U	< 440 U	< 390 U	< 370 U
FLUORANTHENE	206-44-0	ug/kg	570	2400	2200	97	46	1800	54	37	1100	110	60	6.7	20	20	8.1	44
FLUORENE	86-73-7	ug/kg	16	100	90	3.2 J	1.8 J	71	2.0 J	2.8 J	38	4.7	1.5 J	< 3.8 U	1.0 J	< 4.4 U	< 3.9 U	1.8 J
HEXACHLOROBENZENE	118-74-1	ug/kg	< 210 U	< 220 U	< 200 U	< 190 U	< 180 U	< 230 U	< 180 U	< 200 U	< 210 U	< 230 U	< 190 U	< 190 U	< 190 U	< 230 U	< 200 U	< 190 U
Hexachlorobutadiene	87-68-3	ug/kg	< 210 U	< 220 U	< 200 U	< 190 U	< 180 U	< 230 U	< 180 U	< 200 U	< 210 U	< 230 U	< 190 U	< 190 U	< 190 U	< 230 U	< 200 U	< 190 U
HEXACHLOROCYCLOPENTADIENE	77-47-4	ug/kg	< 410 U	< 430 UJ	< 390 UJ	< 370 U	< 360 U	< 450 U	< 350 U	< 380 U	< 400 U	< 450 UJ	< 360 UJ	< 380 U	< 370 U	< 440 U	< 390 U	< 370 U
HEXACHLOROETHANE	67-72-1	ug/kg	< 210 U	< 220 U	< 200 U	< 190 U	< 180 U	< 230 U	< 180 U	< 200 U	< 210 U	< 230 U	< 190 U	< 190 U	< 190 U	< 230 U	< 200 U	< 190 U
INDENO(1,2,3-C,D)PYRENE	193-39-5	ug/kg	93	620	510	17	14	290	17	8.3	200	20	17	3.0 J	5.0	5.0	2.4 J	14
ISOPHORONE	78-59-1	ug/kg	< 210 U	< 220 U	< 200 U	< 190 U	< 180 U	< 230 U	< 180 U	< 200 U	< 210 U	< 230 U	< 190 U	< 190 U	< 190 U	< 230 U	< 200 U	< 190 U
Naphthalene	91-20-3	ug/kg	13 EB	48 EB	34 EB	1.9 JEB	1.8 JEB	36 EB	1.2 JEB	0.96 JEB	22 EB	1.8 JEB	0.84 JEB	< 3.8 U	< 3.7 U	< 4.4 U	< 3.9 U	2.0 JEB
NITROBENZENE	98-95-3	ug/kg	< 210 U	< 220 U	< 200 U	< 190 U	< 180 U	< 230 U	< 180 U	< 200 U	< 210 U	< 230 U	< 190 U	< 190 U	< 190 U	< 230 U	< 200 U	< 190 U
N-NITROSODI-N-PROPYLAMINE	621-64-7	ug/kg	< 210 U	< 220 UJ	< 200 UJ	< 190 U	< 180 U	< 230 U	< 180 U	< 200 U	< 210 U	< 230 UJ	< 190 UJ	< 190 U	< 190 U	< 230 U	< 200 U	< 190 U
N-NITROSODIPHENYLAMINE	86-30-6	ug/kg	< 210 U	< 220 U	< 200 U	< 190 U	< 180 U	< 230 U	< 180 U	< 200 U	< 210 U	< 230 U	< 190 U	< 190 U	< 190 U	< 230 U	< 200 U	< 190 U
PENTACHLOROPHENOL	87-86-5	ug/kg	2.8 J	6.8 J	4.0 J	< 7.5 U	< 7.2 U	< 9.1 U	< 7.2 U	< 7.7 U	3.4 J	< 9.1 U	< 7.3 U	< 7.6 U	< 7.4 U	< 8.9 U	< 7.8 U	< 7.5 U
PHENANTHRENE	85-01-8	ug/kg	330	1400	1300	50	26	970	28	28	510	69	25	3.7 J	12	9.4	4.2	20
PHENOL	108-95-2	ug/kg	49 J	< 430 U	< 390 U	< 370 U	< 360 U	< 450 U	< 350 U	< 380 U	< 400 U	< 450 U	< 360 U	< 380 U	< 370 U	< 440 U	< 390 U	< 370 U
PYRENE	129-00-0	ug/kg	400	1800	1600	67	46	1200	47	30	740	80	47	6.5	17	17	7.1	38

Table 12
Phase 2 Reach Floodplain Soil Analytical Results
Phase 2 Data Evaluation Summary Memorandum
Lower Neponset River
Boston and Milton, Massachusetts

Analyte	CAS Number	Units	24D-0126 24D-0126-BS 6/10/2024 N 1 - 1.9 ft	24D-0127 24D-0127-AS 6/10/2024 N 0 - 0.9 ft	24D-0128 24D-0128-AS 6/10/2024 N 0 - 1 ft	24D-0128 24D-0128-BS 6/10/2024 N 1 - 2 ft	24D-0128 24D-0128-CS 6/10/2024 N 2 - 2.4 ft	24D-0129 24D-0129-AS 6/7/2024 N 0 - 1 ft	24D-0129 24D-0129-BS 6/7/2024 N 1 - 2 ft	24D-0130 24D-0130-AS 6/7/2024 N 0 - 1 ft	24D-0130 24D-0130-BS 6/7/2024 N 1 - 2 ft	24D-0130 24D-0130-CS 6/7/2024 N 2 - 2.1 ft	24D-0131 24D-0131-AS 6/7/2024 N 0 - 1 ft	24D-0131 24D-0131-BS 6/7/2024 N 1 - 1.4 ft	24D-0132 24D-0132-AS 6/7/2024 N 0 - 1 ft	24D-0132 24D-0132-BS 6/7/2024 N 1 - 2 ft	24D-0133 24D-0133-AS 6/27/2024 N 0 - 1 ft	24D-0133 24D-0133-BS 6/27/2024 N 1 - 1.9 ft
PCDD/F																		
1,2,3,4,6,7,8-HpCDD	35822-46-9	pg/g	200	455	735	115	67.9	481	102	339	46.8	51.1	89	44.8	1770	481	2070	1390 J-
1,2,3,4,6,7,8-HpCDF	67562-39-4	pg/g	148	237	665	52	32.7	266	36.7	183	19.3	22.5	45	24.3	980	218	761	462 J-
1,2,3,4,7,8,9-HpCDF	55673-89-7	pg/g	3.33	9.98	18.2	1.2 JN	1.26 J	8.35	1.73 J	5.65	< 0.228 U	0.982 JN	1.4 J	0.966 J	30.3	8.73	33.2	22.4 J-
1,2,3,4,7,8-HxCDD	39227-28-6	pg/g	1.91 J	4.48	8.32	1.54 JN	0.846 J+	4.4 JN	0.892 JN	3.04	1.32 J+	1.01 J+	1.11 J+	0.722 J+	15.8	4.45	24.9	11.4 J-
1,2,3,4,7,8-HxCDF	70648-26-9	pg/g	5.02	23	74.1	3.31	1.98 J	15.7	1.91 JN	10.1	1.28 JN	1.64 J	2.87	1.59 J	54.9	23	45.9 J	33.4 J
1,2,3,6,7,8-HxCDD	57653-85-7	pg/g	12.8	27.3	38.8	5.93 JN	3.66	23.9	4.79	17.3	2.61 JN	2.66	4.63	2.44	92.5	25.8	98.2	64.9 J-
1,2,3,6,7,8-HxCDF	57117-44-9	pg/g	3.2	10.6	29.5	1.63 JN	1.1 J	8.61	1.34 J	5.28	0.551 JN	0.795 JN	1.72 J	0.845 J	28.9	14.3	30.6 J	23.2 J
1,2,3,7,8,9-HxCDD	19408-74-3	pg/g	5.92	12.8	20.1	2.97	1.91 J	12.5	1.94 JN	8.64	1.23 JN	1.51 J	2.36 J	1.37 J	48.7	11.8	61.2 J-	30.7 J-
1,2,3,7,8,9-HxCDF	72918-21-9	pg/g	< 0.206 U	< 0.185 U	< 0.567 U	< 1.18 U	< 0.22 U	< 0.322 U	< 0.208 U	< 0.252 U	< 0.301 U	< 0.181 U	< 0.127 U	< 0.136 U	< 0.547 U	< 0.249 U	< 2.07 U	< 2.09 UJ
1,2,3,7,8-PeCDD	40321-76-4	pg/g	1.11 J	2.22 J	5.08 J	< 0.477 UJ	0.346 JN	1.97 J	0.695 JN	1.26 J	1.02 J	< 0.167 UJ	0.311 JN	< 0.18 UJ	7.41 J	3.99 J	14.2 J	6.63 J
1,2,3,7,8-PeCDF	57117-41-6	pg/g	0.761 JN	6.51	6.59	0.573 J	0.487 J	2.45	0.389 JN	1.81 J	0.28 J	0.251 JN	0.581 J	0.266 J	9.08	12.6	6.82	9.62
2,3,4,6,7,8-HxCDF	60851-34-5	pg/g	5.83	12.7	20.7	2.26 JN	1.38 J	8.08	1.58 JN	6.08	1.29 J	1.13 J	1.92 J	1.12 J	30.8	14.4	44.9 J	49.9 J
2,3,4,7,8-PeCDF	57117-31-4	pg/g	6.98	37	26.2	2.95	2.49 J+	9.86	2.98	9.48	1.19 JN	1.56 J	2.16 JN	0.988 JN	37.8	32.9	30.7 J	84.7 J
2,3,7,8-TCDD	1746-01-6	pg/g	< 0.928 UJ	0.788 J	0.941 J	< 0.990 UJ	< 0.920 UJ	0.765 J	< 0.948 UJ	0.372 J	< 0.956 UJ	< 0.976 UJ	0.163 JN	< 0.970 UJ	1.93 J	1.52 J	4.17 JN	5.76 J
2,3,7,8-TCDF	51207-31-9	pg/g	1.75	9.52	7.58	1.14	0.932	4.41	1.13 JN	3.96	0.463 JN	0.572	1.02	0.5	20.6	14.8	9.29	34.6
OCDD	3268-87-9	pg/g	1100	2990	5110	780	516	3310 EB	860 EB	2290 EB	333 EB	355 EB	580 EB	305 EB	12000 JEB	3930 EB	14400 J	11200 J
OCDF	39001-02-0	pg/g	165	229	547	66.4	40.6 J	286	50.8	186	26.2	27	50.5	26.6	1010	244	1260	995 J-
Total HpCDD	RA_Total_HpCDD	pg/g	350	771	1265	191.3	120.6	840	183.4	588	79.4	89	158.2	80.7	2970	863	4550	2770
Total HpCDF	RA_Total_HpCDF	pg/g	292.33	485.45	1062.3	110.6	70.36	526.29	83.33	369.7	41.3	47.882	88.299	46.367	1888.9	461.73	1675	1205.59
Total HxCDD	RA_Total_HxCDD	pg/g	81.526	167.49	223.32	37.66	21.705	152.49	27.002	109.02	13.53	16.494	30.823	15.672	554.18	149.43	649.09	365.32
Total HxCDF	RA_Total_HxCDF	pg/g	120.1	233.232	484.77	53.22	29.921	192.59	32.655	137.462	19.501	20.476	37.522	20.635	729.53	244.4	768.02	730.06
Total PeCDD	RA_Total_PeCDD	pg/g	10.264	22.854	37.882	3.41 U	2.566	19.058	2.463	12.853	1.535	0.702 U	3.53	1.884 U	75.75	35.2	98.12	63.59
Total PeCDF	RA_Total_PeCDF	pg/g	72.926	216.235	275.04	31.563	19.477	86.27	20.503	74.662	10.189	11.212	19.7949	9.738	376.118	279.57	347.46	712.63
Total TCDD	RA_Total_TCDD	pg/g	2.277 U	8.089	13.529	0.814 U	0.485 U	6.93	< 0.948 U	3.802	< 0.956 U	< 0.976 U	0.89	0.47 U	26.457	26.544	21.51	35.66
Total TCDF	RA_Total_TCDF	pg/g	26.528	198.27	168.4	18.682	13.799	70.355	21.69	61.25	8.47	9.63	14.994	7.375	302.94	357.01	212.03	969.01
Total PCDD/F TEQ (Bird)	RA-TEQ-B-DF	pg/g	13.9764	59.8327	63.8367	6.03224	4.99576	25.7821	6.19078	21.0611	3.50392	3.06582	5.31695	2.39822	99.867	64.4662	91.107	155.0445
Total PCDD/F TEQ (Fish)	RA-TEQ-F-DF	pg/g	9.11255	32.8272	45.1412	3.87129	3.04981	17.3951	3.83463	13.059	2.93837	2.04847	3.526	1.61752	63.67	34.2667	72.2875	81.7105
Total PCDD/F TEQ (Mammal)	RA-TEQ-M-DF	pg/g	32.3288	49.8678	4.71611	3.47399	22.1588	4.63641	15.9896	3.02856	2.26765	4.24558	1.96322	81.8784	34.9425	92.6236	85.3011	91.59
PCB Congeners																		
PCB-001	2051-60-7	ng/g	< 0.0319 U	4.04	10.6	0.751	0.401	7.83 J	< 0.0326 UJ	4.45	< 0.0329 U	0.354	4.49	1.15	47.2 J	8.02	9.73	3.39
PCB-002	2051-61-8	ng/g	< 0.0447 U	< 0.047 U	< 0.0475 U	< 0.0477 U	< 0.0443 U	< 0.0465 U	< 0.0457 U	< 0.0461 U	< 0.0461 U	< 0.0471 U	< 0.0473 U	< 0.0468 U	1.17	0.404	< 0.0466 U	< 0.0451 U
PCB-003	2051-62-9	ng/g	< 0.046 U	1.78	5.27	0.363	< 0.0456 U	7.26 J	< 0.0471 UJ	2.66	< 0.0474 U	< 0.0485 U	1.96	0.797	23.2	8.96	4.53	4.1
PCB-004/010	PCB-4/10	ng/g	< 0.0803 U	33	35.9	2.52	1.21	16.3	2.66	16	1.23	1.01	14.1	2.84	174 J	34.7	40.9 J	96.8 J
PCB-005/008	PCB-5/8	ng/g	< 0.0738 U	30.2	36.1	2.58	1.41	22.3	3.42	20.2	1.22	1.27	9.87	3.2	197 J	61.5 J	47.1 J	149 J
PCB-006	25569-80-6	ng/g	< 0.0432 U	7.52	6.55	0.489	0.323	3.35	1.83	3.93	< 0.0446 U	0.278	1.94	0.606	27.8	13.3	6.14	87.6 J
PCB-007/009	PCB-7/9	ng/g	< 0.0813 U	2.56	1.38	< 0.0868 U	< 0.0805 UJ	0.742	< 0.0831 U	0.839	< 0.0838 U	< 0.0856 U	0.413	< 0.085 U	5.76	2.21	0.915	5.24
PCB-011	2050-67-1	ng/g	< 0.0423 U	1.77	1.45	< 0.0452 U	< 0.0419 U	0.968	< 0.0433 U	0.752	< 0.0436 U	< 0.0446 U	< 0.0447 U	< 0.0442 U	5.31	4.25	1.47	5
PCB-012/013	PCB-12/13	ng/g	< 0.105 UJ	5.88 J	4.46 J	0.374 J	< 0.104 UJ	3.17	< 0.107 U	2.95 J	< 0.108 UJ	< 0.111 UJ	1.09 J	0.45 J	16.2 J	13.8 J	3.93	23.4
PCB-014	34883-41-5	ng/g	< 0.0414 U	< 0.0435 U	< 0.044 U	< 0.0442 U	< 0.041 U	< 0.043 U	< 0.0423 U	< 0.0427 U	< 0.0426 U	< 0.0436 U	< 0.0437 U	< 0.0433 U	< 0.0443 U	< 0.0437 U	< 0.0432 U	< 0.0417 U
PCB-015	2050-68-2	ng/g	< 0.038 UJ	137 J	46.6 J	4.68 J	3.95 J	39 J	8.66	34.3 J	2.19 J	4.33 J	9.73 J	4.06 J	167 J	215 J	42.1 J	330 J
PCB-016/032	PCB-16/32	ng/g	< 0.109 U	56.1 J	23.9	2.31	4.3	20 J	20.8 J	13.3	0.859	1.42	4.59	1.51	164 J	394 J	58.5 J	1330 J
PCB-017	37680-66-3	ng/g	< 0.0508 U	52.1 J	20	1.76	2.49 J	13.7 J	14.4 J	13.9	< 0.0524 U	1.38	4.87	1.38	111 J	276 J	32.6	837 J
PCB-018	37680-65-2	ng/g	< 0.0586 U	68.9 J	10.7	0.937	3.21	12.9 J	16.1 J	8.32	< 0.0604 U	0.961	1.87	0.832	41.6 J	265 J	33.8	1450 J
PCB-019	38444-73-4	ng/g	< 0.0401 U	12.8	8.49	0.885	0.506	5.67 J	2.29 J	4.14	< 0.0413 U	0.394	2.88	< 0.0419 U	68.3 J	58.5 J	20.2	223 J
PCB-020/021/033	PCB-20/21/33	ng/g	< 0.132 U	21	4.91	0.676	1.62 J	4.26 J	12.4 J	4.09	< 0.136 U	0.692	0.75	< 0.138 U	16.4	183 J	9.89	510 J
PCB-022	38444-85-8	ng/g	< 0.0438 U	64.8 J	11.6	1.45	2.27 J	5.79 J	8.93 J	14.1	< 0.0451 U	3.02	0.844	< 0.0458 U	22	194 J	11.9	486 J
PCB-023/034	PCB-23/34	ng/g	< 0.0772 UJ	1.65 J	0.567 J	< 0.0824 UJ	< 0.0764 U	< 0.0803 UJ	< 0.0789 UJ	< 0.0796 UJ	< 0.0796 UJ	< 0.0813 UJ	< 0.0816 UJ	< 0.0807 UJ	2.14 J	7.24 J	0.874	11.6
PCB-024/027	PCB-24/27	ng/g	< 0.0889 U	12.8	5.87	0.561	0.668	6.61 J	3.14 J	3.24	< 0.0916 U	0.274	1.65	< 0.093 U	45.7 J	65.4 J	13.2	161 J
PCB-025	55712-37-3	ng/g	< 0.0438 U	45.6 J	11.4	1.15	1.27	6.5 J	11.3 J	8.29	< 0.0451 U	1.26	1.92	0.66	40.7 J	112 J	12.7	249 J
PCB-026	38444-81-4	ng/g	< 0.0358 U	26.4	18.6	1.97	2.85	11.2 J	21.7 J	6.46	< 0.0369 U	0.697	2.64	0.903	69.2 J	185 J	28.1	531 J
PCB-028	7012-37-5	ng/g	0.666	1380 J	114 J	12.8	18.8 J	39.5 J	62.6 J	111 J	6.85	24.4	7.44	2.68	199 J	1080 J	79.3 J	2140 J
PCB-029	15862-07-4	ng/g	< 0.0542 U	0.269	< 0.0576 U	< 0.0578 U	< 0.0537 U	< 0.0563 UJ	< 0.0554 UJ	< 0.0559 U	< 0.0558 U	< 0.0571 U	< 0.0573 U	< 0.0567 U	< 0.058 U	0.722	< 0.0565 U	2.2
PCB-030	35693-92-6	ng/g	< 0.054 U	< 0.0568 U	< 0.0574 U	< 0.0577 U	< 0.0535 U	< 0.0561 UJ	< 0.0552 UJ	< 0.0557 U	< 0.0556 U	< 0.0569 U	< 0.0571 U	< 0.0565 U	< 0.0578 U	< 0.057 U	< 0.0563 U	1.21
PCB-031	16606-02-3	ng/g	0.357	324 J	96 J	9.06	8.82	25 J	18.4 J	49 J	3.27	9.03	5.88	2.17	128 J	392 J	57 J	1690 J
PCB-035	37680-69-6	ng/g	< 0.0507 U	2.39 J+	2.3 J+	< 0.0541 U	< 0.0502 U	1.38 J	< 0.0518 UJ	1.08 J+	< 0.0522 U	< 0.0534 U	< 0.0536 U	< 0.053 U	9.85 J+	8.79 J+	1.38 J+	21.9 J+
PCB-036	38444-87-0	ng/g	< 0.0401 U	2.02	< 0.0426 U	< 0.0428 U	< 0.0397 U	< 0.0417 UJ	< 0.041 UJ	< 0.0413 U	< 0.0413 U	< 0.0422 U	< 0.0424 U	< 0.0419 U	1.58	5.58	< 0.0418 U	< 0.0404 U
PCB-037	38444-90-5	ng/g	0.323	211 J	46.2 J	7.67	8.71	17.3 J	21.2 J	40.8 J	3.22	7.26	3.22	1.3	47.9 J	245 J	20.3	520 J
PCB-038	53555-66-1	ng/g	< 0.0601 U	< 0.0632 U	< 0.0639 U	< 0.0642 U	< 0.0595 U	2.41 J	2.12 J	< 0.062 U	< 0.062 U	< 0.0633 U	< 0.0636 U	< 0.0629 U	< 0.0644 U	< 0.0635 U	< 0.0627 U	< 0.0606 U
PCB-039	38444-88-1	ng/g	< 0.0388 U	1.33	0.669	< 0.0414 U	< 0.0384 U	< 0.0403 UJ	< 0.0397 UJ	0.347	< 0.04 U	< 0.0408 U	< 0.041 U	< 0.0406 U	1.26	2.06	< 0.0404 U	1.86
PCB-040	38444-93-8	ng/g	< 0.0466 U	59.2 J	2.85	0.499	2.6	5.95	14.4	8.11	< 0.048 U	1.79	< 0.0492 U	< 0.0487 U	13.4	101 J	6.77	221 J
PCB-041/064	PCB-41/64	ng/g	0.294	306 J	70.6 J	10.5	15.1 J	35.5	39.3 J	61.1 J	4.62	10.7	3.16	1.32	121 J	347 J	70.1 J	733 J
PCB-042	36559-22-5	ng/g	< 0.0978 U	175 J	18.3	3.15	7.21	22.5	35.7	30.4	2.3	5.33	1.92	< 0.102 U	62.6 J	237 J	31.1	481 J
PCB-043/049	PCB-43/49	ng/g	0.759	628 J	170 J	25.1	26.7	86.8 J	108 J	120 J	9.91	18.8	9.95	4.63	330 J	713 J	162 J	1350 J
PCB-044	41464-39-5	ng/g	0.669	440 J	41.8 J	6.43	18.3 J	50 J	95.4 J	51.6 J	4.27	10.1	3.37	1.8	141 J	567 J	76.1 J	1240 J
PCB-045	70362-45-7	ng/g	< 0.0399 U	41.8 J	4.12	0.575	2.21	6.25	14.5	4.48	< 0.0411 U	0.879	0.491	< 0.0417 U	28.9	109 J	19.6	284 J
PCB-046	41464-47-5	ng/g	< 0.0445 U	9.77	0.833	< 0.0475 U	0.812	1.94 J	5.01 J	1.24	< 0.0459 U	< 0.0469 U	< 0.0471 U	< 0.0466 U	6.73	39.3 J	3.99	99.2 J
PCB-047/048/075	PCB-47/48/75	ng/g	0.608	697 J	112 J	14.4	15.6	81.8 J	56.4 J	108 J	10.5	16.6	13.3	5.94	283 J	509 J	117 J	895 J
PCB-050	62796-65-0	ng/g	< 0.0531 UJ	1.3 J	0.296 J	< 0.0567 UJ	< 0.0526 UJ	0.306 J	< 0.0543 UJ	< 0.0547 UJ	< 0.0547 UJ	< 0.0559 UJ	< 0.0561 UJ	< 0.0555 UJ	2.32 J	3.81 J	1.01	5.95
PCB-051	68194-04-7	ng/g	< 0.0447 U	28.7	3.67	0.496	0.994	3.94	4.54	3.19	< 0.0461 U	0.51	0.584	< 0.0468 U	32.5	57.4 J	12.3	100 J
PCB-052/073	PCB-52/73	ng/g	0.978	650 J	157 J	23.5	29.3 J	101 J	125 J	51.6 J	4.67	9.01	6.28	3.4	283 J	634 J	167 J	1410 J
PCB-053	41464-41-9	ng/g	< 0.0401 U	112 J	8.8	1.11	2.95	13.4	16	8.66	< 0.0413 U	1.34	1.3	< 0.0419 U	73.1 J	131 J	36.9	275 J
PCB-054	15968-05-5	ng/g	< 0.0445 UJ	1.05 J	0.284 J	< 0.0475 UJ	< 0.0441 U	0.401 J	0.275 J	0.22 J	< 0.0459 UJ	< 0.0469 UJ	< 0.0471 UJ	< 0.0466 UJ	3.5 J	3.6 J	1.59	6.85
PCB-055	74338-24-2	ng/g	< 0.0738 U	8.36	1.4	< 0.0788 U	< 0.0731 U	< 0.0768 U	< 0.0755 U	1.94	< 0.0761 U	< 0.0778 U	< 0.0781 U	< 0.0772 U	1.11	6.42	0.648 J	19.9 J

Table 12
Phase 2 Reach Floodplain Soil Analytical Results
Phase 2 Data Evaluation Summary Memorandum
Lower Neponset River
Boston and Milton, Massachusetts

Analyte	CAS Number	Units	24D-0126 24D-0126-BS 6/10/2024 N 1 - 1.9 ft	24D-0127 24D-0127-AS 6/10/2024 N 0 - 0.9 ft	24D-0128 24D-0128-AS 6/10/2024 N 0 - 1 ft	24D-0128 24D-0128-BS 6/10/2024 N 1 - 2 ft	24D-0128 24D-0128-CS 6/10/2024 N 2 - 2.4 ft	24D-0129 24D-0129-AS 6/7/2024 N 0 - 1 ft	24D-0129 24D-0129-BS 6/7/2024 N 1 - 2 ft	24D-0130 24D-0130-AS 6/7/2024 N 0 - 1 ft	24D-0130 24D-0130-BS 6/7/2024 N 1 - 2 ft	24D-0130 24D-0130-CS 6/7/2024 N 2 - 2.1 ft	24D-0131 24D-0131-AS 6/7/2024 N 0 - 1 ft	24D-0131 24D-0131-BS 6/7/2024 N 1 - 1.4 ft	24D-0132 24D-0132-AS 6/7/2024 N 0 - 1 ft	24D-0132 24D-0132-BS 6/7/2024 N 1 - 2 ft	24D-0133 24D-0133-AS 6/27/2024 N 0 - 1 ft	24D-0133 24D-0133-BS 6/27/2024 N 1 - 1.9 ft
PCB-056/060	PCB-56/60	ng/g	0.462	423 J	106 J	21.2	27.4	36	41.8 J	96.2 J	8.32	18.3	3.41	1.63	82 J	398 J	39.6 J	788 J
PCB-057	70424-67-8	ng/g	< 0.0393 U	5.97	1.47	< 0.042 U	< 0.039 U	0.601 J	1 J	0.762	< 0.0405 U	< 0.0414 U	< 0.0416 U	< 0.0411 U	3.69	7.57	1.52	9.92
PCB-058	41464-49-7	ng/g	< 0.0497 U	1.89	0.567	< 0.0531 U	< 0.0492 U	< 0.0517 U	< 0.0508 U	0.475	< 0.0513 U	< 0.0524 U	< 0.0526 U	< 0.052 U	1.11	2.35	0.771	3.25
PCB-059	74472-33-6	ng/g	< 0.0675 U	33.7	4.37	0.617	1.41 J	3.97 J	6.33 J	4.66	1.24	0.906	0.409	< 0.0706 U	14.6	50.2 J	7.9	111 J
PCB-061/074	PCB-61/74	ng/g	0.339	614 J	117 J	19.4	19.7	29.8	30.6	93.6 J	7.76	16.2	4.25	1.83	81.6 J	379 J	37.5	560 J
PCB-062	54230-22-7	ng/g	< 0.0449 U	< 0.0472 U	< 0.0477 U	< 0.0479 U	< 0.0445 U	< 0.0467 U	< 0.0459 U	< 0.0463 U	< 0.0463 U	< 0.0473 U	< 0.0475 U	< 0.047 U	< 0.0481 U	< 0.0474 U	< 0.0468 U	1.31
PCB-063	74472-34-7	ng/g	< 0.0362 U	64.8 J	14.5	2.08	1.77	4.62	3.91	10.7	0.932	1.76	0.774	< 0.0378 U	16.4	40.4 J	6.57	50.3 J
PCB-065	33284-54-7	ng/g	< 0.0627 U	< 0.066 U	< 0.0666 U	< 0.067 U	< 0.0621 U	< 0.0652 U	< 0.0641 U	< 0.0647 U	< 0.0646 U	< 0.0661 U	< 0.0663 U	< 0.0656 U	< 0.0672 U	0.398	< 0.0654 U	2.1
PCB-066/080	PCB-66/80	ng/g	0.826	862 J	218 J	42.2 J	46.6 J	79.7 J	81.6 J	179 J	19.5	32.2	9.14	3.98	202 J	692 J	99.4 J	1210 J
PCB-067	73575-53-8	ng/g	< 0.057 U	25.3	4.39	0.74	0.993 J	1.95	3	4.58	< 0.0587 U	0.86	< 0.0602 U	< 0.0596 U	5.29	28.3	2.48	48.9 J
PCB-068	73575-52-7	ng/g	< 0.0664 U	< 0.0699 U	2.61	0.316	< 0.0658 U	1.52 J	< 0.0679 UJ	< 0.0685 U	4.29	< 0.07 U	0.306	0.25	5.91	< 0.0702 U	3.78 J	6.72 J
PCB-069	60233-24-1	ng/g	< 0.0497 UJ	1.95 J	< 0.0528 UJ	< 0.0531 UJ	< 0.0492 U	< 0.0517 U	< 0.0508 U	< 0.0513 UJ	3.11 J	< 0.0524 UJ	< 0.0526 UJ	< 0.052 UJ	< 0.0533 UJ	2.26 J	< 0.0519 UJ	2.91 J
PCB-070	32598-11-1	ng/g	0.919	778 J	190 J	35.8	44.6 J	73.1 J	74.2 J	150 J	15.7	28.2	7.83	3.75	183 J	675 J	101 J	1310 J
PCB-071	41464-46-4	ng/g	< 0.0579 U	78.2 J	14.9	2.42	6.16	15.1	24.6	13.5	0.971	2.43	1.4	0.549	61.9 J	205 J	26.1	374 J
PCB-072	41464-42-0	ng/g	< 0.0514 U	8.83	4.3	0.64	0.432	2.03	0.965	1.8	< 0.053 U	0.249	0.33	< 0.0538 U	9.4	7.67	4.19	9.55
PCB-076	70362-48-0	ng/g	< 0.0735 U	< 0.0773 U	< 0.0781 U	< 0.0785 U	< 0.0728 U	< 0.0764 U	< 0.0751 U	< 0.0758 U	14.8	< 0.0774 U	< 0.0777 U	< 0.0769 U	< 0.0787 U	< 0.0776 U	< 0.0766 U	< 0.0741 U
PCB-077	32598-13-3	ng/g	< 0.0369 U	101 J	29 J+	5.65 J+	5.55 J+	10.8 J+	9.85 J+	23.6 J+	2.81 J+	4.19 J+	2.17 J+	0.964 J+	28.1 J+	77.1 J	14.6 J+	124 J
PCB-078	70362-49-1	ng/g	< 0.0764 U	< 0.0804 U	< 0.0812 U	< 0.0816 U	< 0.0757 U	< 0.0795 U	< 0.0782 U	< 0.0788 U	< 0.0788 U	< 0.0805 U	< 0.0808 U	< 0.08 U	< 0.0819 U	1.28	< 0.0797 U	< 0.0771 U
PCB-079	41464-48-6	ng/g	< 0.0429 U	< 0.0451 U	< 0.0455 U	< 0.0458 U	< 0.0424 U	< 0.0446 U	< 0.0438 U	< 0.0442 U	< 0.0442 U	< 0.0451 U	< 0.0453 U	< 0.0448 U	< 0.0459 U	< 0.0453 U	< 0.0447 U	< 0.0432 U
PCB-081	70362-50-4	ng/g	< 0.0679 U	10.9 J+	2.71 J+	0.563 J+	0.612 J	1.26 J	0.802 J	2.26 J+	< 0.07 U	0.418 J+	< 0.0718 U	< 0.071 U	3 J+	5.72 J+	1.22 J+	10.7 J+
PCB-082	52663-62-4	ng/g	< 0.0722 U	61.8 J	10.3	2.29	3.25 J	5.4 J	5.21 J	10.4	1.39	1.97	0.806	< 0.0755 U	20.9	42.4 J	8.81	73.6 J
PCB-083/109	PCB-83/109	ng/g	< 0.166 U	29.3	5.47	0.812	1.35	3.24 J	2.43 J	5.71	< 0.171 U	1.04	< 0.175 U	< 0.173 U	14.9	18.3	6.1	28.1
PCB-084	52663-60-2	ng/g	< 0.0651 U	95.4 J	12.3	2.14	4.07 J	10.5 J	11.1 J	14.5	1.22	2.77	1.56	0.874	46.5 J	75.2 J	20	128 J
PCB-085/120	PCB-85/120	ng/g	< 0.107 U	155 J	36	8.13	8.29 J	14.6 J	10.7 J	32.2	4.94	5.53	3.2	1.38	49.7 J	75.1 J	22.1	127 J
PCB-086/097	PCB-86/97	ng/g	< 0.123 U	161 J	28.6	5.79	7.65 J	14.7 J	11.5 J	28.3	3.35	4.44	2.36	1.24	57.4 J	94.7 J	22.1	155 J
PCB-087/115/116	PCB-87/115/116	ng/g	< 0.301 U	232 J	54.5 J	10.3	12.2 J	22.4 J	15.1 J	41.8 J	5.25	7.12	4.01	1.51	90.9 J	130 J	35.5	226 J
PCB-088/121	PCB-88/121	ng/g	< 0.148 UJ	1.66 J	< 0.157 UJ	< 0.158 UJ	< 0.147 U	< 0.154 UJ	< 0.151 UJ	< 0.153 UJ	< 0.153 UJ	< 0.156 UJ	< 0.157 UJ	< 0.155 UJ	< 0.159 UJ	1.54 J	0.555	3.57
PCB-089/090/101	PCB-89/90/101	ng/g	1.15	416 J	98.8 J	18.8	19.5 J	47.6 J	30.8 J	76.8 J	10.8	12.9	7.94	4.39	176 J	229 J	71.2 J	373 J
PCB-091	68194-05-8	ng/g	< 0.0648 U	95.8 J	25.3	4.56	4.72 J	12 J	9.11 J	15.8	1.8	2.73	2.05	0.996	54.5 J	61.8 J	24.4	96.8 J
PCB-092	52663-61-3	ng/g	< 0.0271 U	81 J	22.9	3.9	3.45 J	11.4 J	6.47 J	12.7	1.45	1.9	1.91	1.11	48.2 J	43 J	20.4	65.2 J
PCB-093/095	PCB-93/95	ng/g	0.981	309 J	64.1 J	10.9	12.4 J	35.7 J	29.1 J	44.5 J	4.55	7.45	5.2	2.9	157 J	181 J	67.5 J	315 J
PCB-094	73575-55-0	ng/g	< 0.0442 U	6.38	1.6	< 0.0472 U	< 0.0437 U	0.933 J	< 0.0452 UJ	1.24	< 0.0455 U	< 0.0465 U	< 0.0467 U	< 0.0462 U	5.01	4.39	2.01	5.9
PCB-096	73575-54-9	ng/g	< 0.0568 U	4.57	0.674	< 0.0606 U	< 0.0562 U	0.512 J	0.86 J	0.591 J	< 0.0585 UJ	< 0.0598 UJ	< 0.06 UJ	< 0.0594 UJ	3.22 J	6.04 J	1.41	3.28
PCB-098/102	PCB-98/102	ng/g	< 0.0931 U	32	5.23	0.741	1.27 J	2.79 J	3.02 J	4.36	2.37	0.837	< 0.0985 U	< 0.0974 U	16.2	22.1	6.74	34.3
PCB-099	38380-01-7	ng/g	1.05	312 J	72.2 J	13.7	13.3 J	30.1 J	19.3 J	59.6 J	8.91	9.6	6	3.31	119 J	154 J	47.7 J	227 J
PCB-100	39485-83-1	ng/g	< 0.0542 U	4.26	1.33	< 0.0578 U	< 0.0537 UJ	1.08 J	< 0.0554 UJ	0.828	< 0.0558 U	< 0.0571 U	< 0.0573 U	< 0.0567 U	3.88	2.33	1.59	2.75
PCB-103	60145-21-3	ng/g	< 0.0547 U	5.25	1.89	< 0.0584 U	< 0.0542 U	0.862 J	< 0.056 UJ	0.91	< 0.0564 U	< 0.0577 U	< 0.0579 U	< 0.0573 U	4.17	3.45	1.74	4.58
PCB-104	56558-16-8	ng/g	< 0.0419 U	< 0.0441 U	< 0.0446 U	< 0.0448 U	< 0.0415 U	< 0.0436 UJ	< 0.0429 UJ	< 0.0432 UJ	< 0.0432 UJ	< 0.0442 UJ	< 0.0443 UJ	< 0.0439 UJ	< 0.0449 UJ	< 0.0443 UJ	< 0.0437 U	< 0.0423 U
PCB-105/127	PCB-105/127	ng/g	< 0.0659 U	288 J	61.2 J	13.2	14.1 J	22.1 J	15.8 J	61.5 J	8.6	10.5	5.04	2.44	80.5 J	124 J	30.6	203 J
PCB-106/118	PCB-106/118	ng/g	0.904	487 J	108 J	21.7	23.4 J	46.7 J	31.5 J	99.9 J	14	15.9	9.56	5.04	175 J	238 J	71.9 J	350 J
PCB-107/108	PCB-107/108	ng/g	< 0.119 U	41.3 J	9.96	1.94	1.91 J	4.29 J	2.87 J	9.15	< 0.122 U	1.47	1.04	< 0.124 U	16	21.2	6.7	30.2
PCB-110	38380-03-9	ng/g	1.51	541 J	125 J	25.4	27.4 J	61.8 J	46.7 J	111 J	13.3	17.2	13.1	7.08	257 J	283 J	117 J	446 J
PCB-111/117	PCB-111/117	ng/g	< 0.267 U	< 0.281 U	< 0.284 U	< 0.285 U	< 0.265 U	< 0.278 UJ	< 0.273 UJ	< 0.276 U	4.37	< 0.281 U	< 0.282 U	1.63	< 0.286 U	< 0.282 U	< 0.279 U	< 0.269 U
PCB-112	74472-36-9	ng/g	< 0.054 U	2.75	0.691	< 0.0577 U	< 0.0535 U	< 0.0561 UJ	< 0.0552 UJ	< 0.0557 U	< 0.0556 U	< 0.0569 U	< 0.0571 U	< 0.0565 U	1.26	1.6	0.677	2.47
PCB-113	68194-10-5	ng/g	< 0.0447 U	2.46	0.819	< 0.0477 U	< 0.0443 U	< 0.0465 UJ	< 0.0457 UJ	< 0.0461 U	6.43	< 0.0471 U	< 0.0473 U	< 0.0468 U	2.04	1.41	< 0.0466 U	1.76
PCB-114	74472-37-0	ng/g	< 0.0696 U	22.1	4.64	0.898	0.808 J	1.71 J	0.971 J	4.35	< 0.0717 U	0.771	< 0.0736 U	< 0.0728 U	5.12	9.39	1.85	14
PCB-119	56558-17-9	ng/g	< 0.0536 U	18.7	5.35	0.94	0.857 J	2.58 J	1.41 J	4.11	< 0.0553 U	< 0.0565 U	< 0.0567 U	< 0.0561 U	10.7	9.65	4.88	13.1
PCB-122	76842-07-4	ng/g	< 0.0768 U	8.68	1.69	0.415	0.405 J	0.598 J	0.506 J	1.95	< 0.0792 U	< 0.0809 U	< 0.0812 U	< 0.0803 U	2.96	4.72	1.25	7.47
PCB-123	65510-44-3	ng/g	< 0.0596 UJ	16.3 J	4.09 J	1.02 J	< 0.059 UJ	1.75 J	1.13 J	3.67 J	< 0.0614 UJ	0.556 J	< 0.063 UJ	< 0.0623 UJ	6.73 J	8.08 J	2.83 J+	12.8 J+
PCB-124	70424-70-3	ng/g	< 0.0334 U	18.8	4.34	0.872	0.981 J	1.55 J	0.96 J	4.16	< 0.0344 U	0.608	< 0.0353 U	< 0.0349 U	8.01	9.2	3.2	15.2
PCB-125	74472-39-2	ng/g	< 0.0408 U	3.85	0.753	< 0.0436 U	< 0.0404 U	< 0.0424 UJ	< 0.0417 UJ	0.552	< 0.0421 U	< 0.043 U	< 0.0432 U	< 0.0427 U	0.943	1.56	0.517	2.63
PCB-126	57465-28-8	ng/g	< 0.0479 U	4.44 J+	1.2 J+	< 0.0511 U	< 0.0474 U	< 0.0498 U	< 0.049 U	0.931 J+	< 0.0493 U	< 0.0504 U	< 0.0506 U	< 0.0501 U	2.15 J+	1.91 J+	< 0.0499 U	2.82 J+
PCB-128	38380-07-3	ng/g	< 0.0661 U	46 J	12.2	2.21	1.87 J	7.11	2.26	10.2	< 0.0681 U	1.37	1.74	< 0.0691 U	34.9	19.1	12.4	26.6
PCB-129	55215-18-4	ng/g	< 0.0913 U	11.5	2.79	0.487	0.55 J	1.44	0.618	2.33	< 0.0941 U	< 0.0962 U	< 0.0965 U	< 0.0955 U	8.09	5.51	2.55	7.96
PCB-130	52663-66-8	ng/g	< 0.0902 U	15.4	4.5	0.871	0.671 J	2.24	0.741	3.56	< 0.0929 U	0.469	0.57	< 0.0943 U	11.9	6.83	4.29	9.2
PCB-131/142	PCB-131/142	ng/g	< 0.0202 U	3.02	0.719	< 0.0216 U	< 0.02 UJ	0.391 J	< 0.0207 UJ	0.663	< 0.0208 U	< 0.0213 U	< 0.0214 U	< 0.0212 U	2.19	1.48	0.847	2.44
PCB-132/168	PCB-132/168	ng/g	0.641	72 J	19	3.26	3.01 J	10.9	4.25	14.6	< 0.137 U	1.94	2.62	1.41	55.5 J	32.7	18.6	46.5 J
PCB-133	35694-04-3	ng/g	< 0.0967 U	3.32	1.14	< 0.103 U	< 0.0957 UJ	0.734	< 0.0989 U	0.989	< 0.0996 U	< 0.102 U	< 0.102 U	< 0.101 U	3.17	1.45	1.17	1.94
PCB-134	52704-70-8	ng/g	< 0.128 U	9.86	2.79	0.57	0.355 J	1.85	0.478	2.1	< 0.132 U	< 0.135 U	< 0.136 U	< 0.134 U	9.01	4.96	3.22	7.16
PCB-135/144	PCB-135/144	ng/g	< 0.107 U	29	8.36	1.33	1.19 J	5.03	1.77	6.21	< 0.111 U	0.793	1.05	< 0.112 U	23.1	13.2	8.44	20.3
PCB-136	38411-22-2	ng/g	< 0.0751 U	20.7	5.68	1.01	0.871 J	3.52	1.37	4.01	< 0.0775 U	0.544	0.826	< 0.0786 U	17.2	10.5	6.04	15.6
PCB-137	35694-06-5	ng/g	< 0.122 U	14.8	4.22	0.663	0.601 J	2.18	0.795	3.36	< 0.126 U	0.532	0.513	< 0.128 U	11.7	7.02	3.88	9.12
PCB-138/163/164	PCB-138/163/164	ng/g	2.39	237 J	65.6 J	10.8	9.45 J	37.3	12.9	54.3 J	3.81	7.14	9.36	5.17	182 J	98.1 J	62.6 J	143 J
PCB-139/149	PCB-139/149	ng/g	1.17	134 J	37.3	6.5	5.49 J	22.7	8.08	28.7	3.36	3.87	5.19	2.76	102 J	57.6 J	37.3	89.7 J
PCB-140	59291-64-4	ng/g	< 0.0594 U	1.29	0.441	< 0.0634 U	< 0.0588 U	< 0.0617 U	< 0.0607 U	< 0.0612 U	< 0.0612 U	< 0.0625 U	< 0.0628 U	< 0.0621 U	1.21	< 0.0627 U	0.46	< 0.0599 U
PCB-141	52712-04-6	ng/g	0.373	35.9	9.01	1.47	1.42 J	5.29	1.76	7.26	< 0.115 U	1.22	0.926	0.543	24.9	15.7	8.91	25
PCB-143	68194-15-0	ng/g	< 0.0597 U	1.51	< 0.0635 U	< 0.0638 U	< 0.0592 U	< 0.0621 U	< 0.0611 U	< 0.0616 U	< 0.0616 U	< 0.0629 U	< 0.0632 U	< 0.0625 U	< 0.064 U	< 0.0631 U	< 0.0623 U	1.16
PCB-145	74472-40-5	ng/g	< 0.0746 U	< 0.0784 U	< 0.0793 U	< 0.0796 U	< 0.0739 U	< 0.0776 U	< 0.0763 U	< 0.0769 U	< 0.0769 U	< 0.0786 U	< 0.0789 U	< 0.078 U	< 0.0799 U	< 0.0788 U	< 0.0778 U	< 0.0752 U
PCB-146	51908-16-8	ng/g	< 0.0533 U	22.4	7.01	1.14	0.894 J	4.24	1.34	5.46	< 0.0549 U	0.88	1.11	< 0.0557 U	19.3	10.4	6.67	14
PCB-147	68194-13-8	ng/g	< 0.0722 U	6.12	2.34	0.347	0.294 J	1.49	0.326	1.67	< 0.0744 U	< 0.076 U	< 0.0763 U	< 0.0755 U	6.13	2.73	2.3	3.46
PCB-148	74472-41-6	ng/g	< 0.0644 U	< 0.0677 U	< 0.0684 U	< 0.0687 U	< 0.0638 U	< 0.067 U	< 0.0658 U	< 0.0664 U	< 0.0664 U	< 0.0678 U	< 0.0681 U	< 0.0673 U	0.459	< 0.068 U	0.239	< 0.0649 U
PCB-150	68194-08-1	ng/g	< 0.0738 U	0.375	< 0.0785 U	< 0.0788 U	< 0.0731 U	< 0.0768 U	< 0.0755 U	< 0.0762 U	< 0.0761 U	< 0.0778 U	< 0.0781 U	< 0.0772 U	0.452	< 0.078 U	0.147 J	0.292
PCB-151	52663-63-5	ng/g	< 0.0571 U	31.1	9.04	1.59	1.21 J	5.7	2.05	5.98	< 0.0589 U	0.804	1.09	< 0.0598 U	24.3	14.1	9.1	21.7
PCB-152	68194-09-2	ng/g	< 0.0816 U	0.562	< 0.0867 U	< 0.0872 U	< 0.0809 U	< 0.0849 U	< 0.0835 U	< 0.0842 U	< 0.0841 U	< 0.086 U	< 0.0863 U	< 0.0854 U	0.55	0.35	0.233	0.366

Table 12
Phase 2 Reach Floodplain Soil Analytical Results
Phase 2 Data Evaluation Summary Memorandum
Lower Neponset River
Boston and Milton, Massachusetts

Analyte	CAS Number	Units	24D-0126 24D-0126-BS 6/10/2024 N 1 - 1.9 ft	24D-0127 24D-0127-AS 6/10/2024 N 0 - 0.9 ft	24D-0128 24D-0128-AS 6/10/2024 N 0 - 1 ft	24D-0128 24D-0128-BS 6/10/2024 N 1 - 2 ft	24D-0128 24D-0128-CS 6/10/2024 N 2 - 2.4 ft	24D-0129 24D-0129-AS 6/7/2024 N 0 - 1 ft	24D-0129 24D-0129-BS 6/7/2024 N 1 - 2 ft	24D-0130 24D-0130-AS 6/7/2024 N 0 - 1 ft	24D-0130 24D-0130-BS 6/7/2024 N 1 - 2 ft	24D-0130 24D-0130-CS 6/7/2024 N 2 - 2.1 ft	24D-0131 24D-0131-AS 6/7/2024 N 0 - 1 ft	24D-0131 24D-0131-BS 6/7/2024 N 1 - 1.4 ft	24D-0132 24D-0132-AS 6/7/2024 N 0 - 1 ft	24D-0132 24D-0132-BS 6/7/2024 N 1 - 2 ft	24D-0133 24D-0133-AS 6/27/2024 N 0 - 1 ft	24D-0133 24D-0133-BS 6/27/2024 N 1 - 1.9 ft
PCB-153	35065-27-1	ng/g	1.66	146 J	40.9 J	6.97	5.91 J	25.3	8.05	33.1	4.01	4.29	5.47	3.01	111 J	60.1 J	38	89.4 J
PCB-154	60145-22-4	ng/g	< 0.0471 U	2.88	1.15	< 0.0503 U	< 0.0467 UJ	0.64	< 0.0482 U	0.83	< 0.0486 U	< 0.0496 U	< 0.0498 U	< 0.0493 U	3.05	1.36	1.05	1.41
PCB-155	33979-03-2	ng/g	< 0.0397 U	< 0.0418 U	< 0.0422 U	< 0.0424 U	< 0.0393 U	< 0.0413 UJ	< 0.0406 UJ	< 0.041 U	< 0.0409 U	< 0.0418 UJ	< 0.042 UJ	< 0.0415 UJ	< 0.0425 UJ	< 0.0419 UJ	< 0.0414 U	< 0.04 U
PCB-156	38380-08-4	ng/g	< 0.0575 U	33.1	7.61	1.18	0.94 J	3.34	1.19	7.13	< 0.0593 U	0.979	0.981	< 0.0602 U	20.6	13.3	5.82	15.1
PCB-157	69782-90-7	ng/g	< 0.0551 U	8.33 J+	2.22 J+	0.317 J+	0.259 J	0.966 J+	0.398 J+	1.84 J+	< 0.0568 U	< 0.058 U	< 0.0583 U	< 0.0576 U	6.18 J+	3.59 J+	2 J+	4.08 J+
PCB-158/160	PCB-158/160	ng/g	< 0.116 U	25.9	6.68	1.09	0.956 J	3.46	0.923	5.24	< 0.12 U	0.625	0.723	< 0.121 U	19.4	11.3	5.92	15.8
PCB-159	39635-35-3	ng/g	< 0.0655 UJ	1.36 J	< 0.0696 UJ	< 0.0699 UJ	< 0.0649 U	< 0.0681 UJ	< 0.067 UJ	0.4 J	< 0.0675 UJ	< 0.069 UJ	< 0.0692 UJ	< 0.0685 UJ	0.93 J	0.569 J	< 0.0683 U	0.768
PCB-161	74472-43-8	ng/g	< 0.0618 U	< 0.065 U	< 0.0657 U	< 0.066 U	< 0.0612 U	< 0.0643 U	< 0.0632 U	< 0.0637 U	< 0.0637 U	< 0.0651 U	< 0.0653 U	< 0.0646 U	< 0.0662 U	< 0.0653 U	< 0.0644 U	< 0.0623 U
PCB-162	39635-34-2	ng/g	< 0.0633 U	1.39	< 0.0672 U	< 0.0676 U	< 0.0627 U	< 0.0658 U	< 0.0647 U	0.314	< 0.0652 U	< 0.0666 U	< 0.0669 U	< 0.0662 U	1.09	0.688	< 0.066 UJ	0.658 J
PCB-165	74472-46-1	ng/g	< 0.0885 U	< 0.0931 U	< 0.094 U	< 0.0945 U	< 0.0877 U	< 0.092 U	< 0.0905 U	< 0.0913 U	< 0.0912 U	< 0.0932 U	< 0.0936 U	< 0.0926 U	< 0.0948 U	< 0.0935 U	< 0.0923 U	< 0.0893 U
PCB-166	41411-63-6	ng/g	< 0.0792 U	1.64	< 0.0842 U	< 0.0846 U	< 0.0785 U	< 0.0824 U	< 0.081 U	0.32	< 0.0817 U	< 0.0835 U	< 0.0838 U	< 0.0829 U	1.08	0.659	< 0.0826 UJ	0.736 J
PCB-167	52663-72-6	ng/g	< 0.0542 U	10.8	2.92	0.515	0.3 J	1.31	0.437	2.73	< 0.0558 U	0.426	0.403	< 0.0567 U	8.42	4.68	2.66	6.21
PCB-169	32774-16-6	ng/g	< 0.0479 U	< 0.0503 U	< 0.0509 U	< 0.0511 U	< 0.0474 U	< 0.0498 UJ	< 0.049 UJ	< 0.0494 U	< 0.0493 U	< 0.0504 U	< 0.0506 U	< 0.0501 U	< 0.0513 U	< 0.0506 U	< 0.0499 UJ	< 0.0483 UJ
PCB-170/190	PCB-170/190	ng/g	< 0.278 U	30.2	8.33	1.53	1.65 J	6.42 J	2.43 J	7.26	< 0.287 U	0.883	1.36	< 0.291 U	24.3	15.3	10.7	26.8
PCB-171	52663-71-5	ng/g	< 0.0622 U	9.65	2.75	0.515	0.409 J	1.81 J	0.543 J	2.05	< 0.0641 U	< 0.0655 U	< 0.0657 U	< 0.065 U	7.09	4.27	2.67	6.86
PCB-172/192	PCB-172/192	ng/g	< 0.137 U	5.29	1.47	< 0.147 U	< 0.136 UJ	0.965 J	0.279 J	1.24	< 0.142 U	< 0.145 U	< 0.145 U	< 0.144 U	3.73	2.51	1.39	3.51
PCB-173	68194-16-1	ng/g	< 0.0837 U	0.878	< 0.0889 U	< 0.0893 U	< 0.0829 U	< 0.087 UJ	< 0.0856 UJ	< 0.0863 U	< 0.0862 U	< 0.0881 U	< 0.0885 U	< 0.0875 U	< 0.0896 U	< 0.0884 U	< 0.0873 U	< 0.0844 U
PCB-174	38411-25-5	ng/g	0.63	33.1	8.85	1.56	1.48 J	5.81 J	2.17 J	7.3	< 0.101 U	1.13	1.32	< 0.103 U	21.6	14.2	9.27	24.8
PCB-175	40186-70-7	ng/g	< 0.0597 U	1.19	0.341	< 0.0638 U	< 0.0592 U	< 0.0621 UJ	< 0.0611 UJ	< 0.0616 U	< 0.0616 U	< 0.0629 U	< 0.0632 U	< 0.0625 U	0.955	0.568	0.385	0.949
PCB-176	52663-65-7	ng/g	< 0.0644 U	3.08	0.873	< 0.0687 U	0.143 J	0.699	0.18 J	0.786	< 0.0664 U	< 0.0678 U	< 0.0681 U	< 0.0673 U	2.6	1.63	1.14	2.48
PCB-177	52663-70-4	ng/g	< 0.0835 U	19.6	5.66	1.06	0.829 J	3.56 J	1.08 J	4.56	< 0.0861 U	0.713	0.927	< 0.0873 U	13.3	8.24	5.65	13.4
PCB-178	52663-67-9	ng/g	< 0.0787 U	7.09	2.29	< 0.084 U	0.297 J	1.42 J	0.333 J	1.89	< 0.0811 U	< 0.0829 U	< 0.0832 U	< 0.0823 U	4.87	3	2.16	4.93
PCB-179	52663-64-6	ng/g	< 0.0579 U	11.2	3.23	0.468	0.501 J	2.32	0.699	2.6	< 0.0597 U	0.386	0.439	< 0.0606 U	8.39	5.04	3.44	8.3
PCB-180	35065-29-3	ng/g	0.936	66.6 J	18.5	3.26	2.96 J	11.9 J	4.24 J	16	2.07	2.11	2.73	1.4	48.1 J	31.9	19.2	51.6 J
PCB-181	74472-47-2	ng/g	< 0.088 U	< 0.0925 U	< 0.0935 U	< 0.0939 U	< 0.0871 U	< 0.0915 UJ	< 0.0899 UJ	< 0.0907 U	< 0.0906 U	< 0.0926 U	< 0.093 U	< 0.092 U	< 0.0942 U	< 0.0929 U	< 0.0917 U	< 0.0887 U
PCB-182/187	PCB-182/187	ng/g	0.633	35.7	10.4	1.61	1.67 J	7.29 J	2.46 J	8.85	< 0.168 U	1.2	1.9	< 0.171 U	24	14.6	10.8	27.2
PCB-183	52663-69-1	ng/g	< 0.0677 U	15.5	4.44	0.826	0.575 J	2.92 J	0.82 J	3.42	< 0.0698 U	0.464	0.577	< 0.0708 U	11.9	7.54	4.51	11.8
PCB-184	74472-48-3	ng/g	< 0.0462 U	< 0.0486 U	< 0.0491 U	< 0.0493 U	< 0.0458 U	< 0.048 U	< 0.0472 U	< 0.0477 U	< 0.0476 U	< 0.0487 U	< 0.0488 U	< 0.0483 U	< 0.0495 U	< 0.0488 U	< 0.0482 U	< 0.0466 U
PCB-185	52712-05-7	ng/g	< 0.0677 U	4.08	1.15	< 0.0723 U	0.168 J	0.577 J	0.204 J	0.974	< 0.0698 U	< 0.0713 U	< 0.0716 U	< 0.0708 U	2.45	1.81	1.09	3.13
PCB-186	74472-49-4	ng/g	< 0.0694 U	< 0.073 U	< 0.0737 U	< 0.0741 U	< 0.0687 U	< 0.0722 U	< 0.071 U	< 0.0716 U	< 0.0715 U	< 0.0731 U	< 0.0734 U	< 0.0726 U	< 0.0743 U	< 0.0733 U	< 0.0724 U	< 0.07 U
PCB-188	74487-85-7	ng/g	< 0.0505 U	< 0.0531 U	< 0.0536 U	< 0.0539 U	< 0.05 U	< 0.0525 U	< 0.0516 U	< 0.0521 U	< 0.052 U	< 0.0532 U	< 0.0534 U	< 0.0528 U	< 0.0541 U	< 0.0533 U	< 0.0526 UJ	< 0.0509 UJ
PCB-189	39635-31-9	ng/g	< 0.052 U	1.97	0.465	< 0.0555 U	< 0.0515 U	< 0.054 UJ	< 0.0531 UJ	0.432	< 0.0535 U	< 0.0547 UJ	< 0.0549 UJ	< 0.0543 UJ	1.42 J	0.864 J	0.634 J+	1.35 J+
PCB-191	74472-50-7	ng/g	< 0.129 U	1.97	0.558	< 0.137 U	< 0.127 U	0.208 J	< 0.131 UJ	0.318	< 0.133 U	< 0.135 UJ	< 0.136 UJ	< 0.134 UJ	1.3 J	0.808 J	0.582 J	1.02 J
PCB-193	69782-91-8	ng/g	< 0.173 U	6.82	1.61	< 0.185 U	< 0.172 UJ	0.465 J	0.233 J	1.29	2.06	< 0.183 UJ	< 0.183 UJ	< 0.181 UJ	3.03 J	1.84 J	0.989	2.3
PCB-194	35694-08-7	ng/g	< 0.148 U	18.6	5.83	1.29	2.21 J	8.8 J	4.05 J	5.26	< 0.153 U	< 0.156 UJ	< 0.157 UJ	< 0.155 UJ	16.6 J	11.4 J	7.76	16.2
PCB-195	52663-78-2	ng/g	< 0.141 U	8.15	2.1	< 0.151 U	< 0.14 UJ	1.29 J	< 0.144 UJ	2.7	< 0.146 U	< 0.149 UJ	< 0.149 UJ	< 0.148 UJ	6.16 J	3.79 J	3.01	5.37
PCB-196/203	PCB-196/203	ng/g	< 0.124 U	22.9	6.86	1.16	1.48 J	4.06 J	1.7 J	6.43	< 0.128 U	< 0.131 UJ	1.47 J	< 0.13 UJ	19.6 J	13 J	7.26	17.3
PCB-197	33091-17-7	ng/g	< 0.0553 U	0.574	< 0.0588 U	< 0.059 U	< 0.0548 U	< 0.0575 UJ	< 0.0565 UJ	< 0.057 U	< 0.057 U	< 0.0582 U	< 0.0585 U	< 0.0578 U	0.476	< 0.0584 U	< 0.0577 U	0.621
PCB-198	68194-17-2	ng/g	< 0.0939 U	< 0.0987 U	< 0.0998 U	< 0.1 U	< 0.093 U	< 0.0976 UJ	< 0.096 UJ	< 0.0968 U	< 0.0968 U	< 0.0989 UJ	< 0.0993 UJ	< 0.0982 UJ	< 0.101 UJ	< 0.0992 UJ	< 0.0979 U	0.91
PCB-199	52663-75-9	ng/g	< 0.0863 U	21.6	6.5	1.37	1.09 J	3.43 J	1.08 J	6.12	< 0.0889 U	< 0.0909 UJ	1.62 J	< 0.0902 UJ	18 J	11.8 J	6.14	15
PCB-200	52663-73-7	ng/g	< 0.0802 U	1.92	0.547	< 0.0856 U	< 0.0794 UJ	< 0.0834 U	< 0.082 U	0.544	< 0.0826 U	< 0.0844 U	< 0.0847 U	< 0.0838 U	1.28	0.994	0.99	1.69
PCB-201	40186-71-8	ng/g	< 0.0481 UJ	1.71 J	0.547 J	< 0.0513 UJ	< 0.0476 UJ	0.372	< 0.0491 U	0.428 J	< 0.0495 UJ	< 0.0506 UJ	< 0.0508 UJ	< 0.0503 UJ	1.51 J	0.945 J	0.806	1.77
PCB-202	2136-99-4	ng/g	< 0.0601 UJ	3.2 J	1.02 J	< 0.0642 UJ	< 0.0595 UJ	0.789 J	< 0.0615 UJ	0.797 J	< 0.062 UJ	< 0.0633 UJ	< 0.0636 UJ	< 0.0629 UJ	2.3 J	1.38 J	1.13	2.72
PCB-204	74472-52-9	ng/g	< 0.093 U	< 0.0978 U	< 0.0988 U	< 0.0993 U	< 0.0921 U	< 0.0967 U	< 0.0951 U	< 0.0959 U	< 0.0958 U	< 0.0979 U	< 0.0983 U	< 0.0972 U	< 0.0996 U	< 0.0982 U	< 0.097 U	< 0.0937 U
PCB-205	74472-53-0	ng/g	< 0.0514 U	< 0.0541 U	< 0.0546 U	< 0.0549 U	< 0.0509 U	< 0.0534 UJ	< 0.0526 UJ	< 0.053 U	< 0.053 U	< 0.0541 UJ	< 0.0543 UJ	< 0.0538 UJ	< 0.0551 UJ	< 0.0543 UJ	< 0.0536 U	0.811
PCB-206	40186-72-9	ng/g	< 0.0494 U	8.45	3.18	< 0.0527 U	0.726 J	1.79 J	0.67 J	2.85	< 0.0509 U	< 0.052 UJ	< 0.0522 UJ	< 0.0516 UJ	6.68 J	3.49 J	3.92	7.52
PCB-207	52663-79-3	ng/g	< 0.0651 U	0.957	< 0.0692 U	< 0.0695 U	< 0.0645 UJ	< 0.0677 UJ	< 0.0666 UJ	< 0.0672 U	< 0.0671 U	< 0.0686 U	< 0.0689 U	< 0.0681 U	0.827	0.536	0.504	0.885
PCB-208	52663-77-1	ng/g	< 0.0651 U	2.15	1.19	< 0.0695 U	0.19 J	0.565 J	< 0.0666 UJ	0.818	< 0.0671 U	< 0.0686 U	< 0.0689 U	< 0.0681 U	2.1	1.13	1.11	2.19
PCB-209	2051-24-3	ng/g	1.37 J	2.62 J	1.89 J	< 0.0458 UJ	0.198	1.15 J	0.289 J	1.47 J	< 0.0442 UJ	< 0.0451 UJ	0.445 J	< 0.0448 UJ	4.05 J	1.13 J	2.57 J	2.44 J
Total Decachlorobiphenyls	RA_Total_DECPCB	ng/g	1.37	2.62	1.89	< 0.0458 U	0.198	1.15	0.289	1.47	< 0.0442 U	< 0.0451 U	0.445	< 0.0448 U	4.05	1.13	2.57	2.44
Total Dichlorobiphenyls	RA_Total_DIPCB	ng/g	< 0.105 U	217.93	132.44	10.643	6.893	85.83	16.57	78.971	4.64	6.888	37.143	11.156	593.07	344.76	142.555	697.04
Total Heptachlorobiphenyls	RA_Total_HEPPCB	ng/g	2.199	253.918	70.917	10.829	10.682	46.364	15.671	58.97	4.13	6.886	9.253	1.4	179.035	114.12	74.61	190.429
Total Hexachlorobiphenyls	RA_Total_HEXPCB	ng/g	6.234	927.257	253.62	42.32	36.241	147.131	49.736	203.296	11.18	25.882	32.572	12.893	709.811	397.976	244.846	579.66
Total Monochlorobiphenyls	RA_Total_MONPCB	ng/g	< 0.0460 U	5.82	15.87	1.114	0.401	15.09	< 0.0471 U	7.11	< 0.0474 U	0.354	6.45	1.947	71.57	17.384	14.26	7.49
Total Nonachlorobiphenyls	RA_Total_NONPCB	ng/g	< 0.0651 U	11.557	4.37	< 0.0695 U	0.916	2.355	0.67	3.668	< 0.0671 U	< 0.0686 U	< 0.0689 U	< 0.0681 U	9.607	5.156	5.534	10.595
Total Octachlorobiphenyls	RA_Total_OCTPCB	ng/g	< 0.148 U	78.654	23.404	3.82	4.78	18.741	6.83	22.279	< 0.153 U	< 0.156 U	3.09	< 0.155 U	65.926	43.309	27.096	62.392
Total Pentachlorobiphenyls	RA_Total_PENPCB	ng/g	5.595	3457.8	768.927	148.448	161.311	356.895	256.547	651.512	92.73	105.292	63.776	33.9	1435.89	1858.07	601.259	2970.53
Total Tetrachlorobiphenyls	RA_Total_TETPCB	ng/g	5.854	6167.72	1301.77	217.386	277.003	670.238	793.182	1031.68	115.703	180.772	70.374	30.043	2080.16	6030.78	1052.74	11743.6
Total Trichlorobiphenyls	RA_Total_TRICPB	ng/g	1.346	2283.16	375.206	41.229	55.514	172.22	215.38	278.067	14.199	50.788	38.554	11.435	968.63	3474.29	379.744	10165.8
Total PCB Congeners	RA_Tot_PCB_Cong	ng/g	22.598	13406.4	2948.41	475.789	553.939	1516.01	1354.88	2337.02	242.582	376.862	261.657	102.774	6117.75	12287	2545.21	26429.9
Total PCB TEQ (Bird)	RA-TEQ-B-PCB	ng/g	0.00000904	6.6243137	1.84972175	0.34059185	0.3405477	0.6693092	0.57486657	1.50764932	0.1415	0.25269382	0.10920173	0.0484944	1.9331557	4.63554424	0.85680724	7.5793216
Total PCB TEQ (Fish)	RA-TEQ-F-PCB	ng/g	0.00000452	0.042088	0.011210725	0.00104065	0.001060035	0.00209938	0.00164313	0.00905276	0.000394	0.00077366	0.00029692	0.0001338	0.01657985	0.02212952	0.00266147	0.0348827
Total PCB TEQ (Mammal)	RA-TEQ-M-PCB	ng/g	0.00002712	0.483398	0.12944735	0.0018988	0.00193281	0.00379428	0.00276838	0.10158456	0.000959	0.00141836	0.00069652	0.0003208	0.2278291	0.21248312	0.00537482	0.3158062
TAL Metals and Mercury																		
Aluminum	7429-90-5	mg/kg	6300	5700	5100	7400	3600	4200	3700	7200	6100	-	5400	3600	6600	4400	5800	6600
Calcium	7440-70-2	mg/kg	950	960	1700	1600	1000	1500	930	830	930	-	590	610	2900	1000	2800	1900
Iron	7439-89-6	mg/kg	14000	11000	13000	19000	10000	9700	10000	13000	20000	-	14000	11000	7500	7600	11000	6600
Magnesium	7439-95-4	mg/kg	2400	1900	1600	3400	1100	1700	1800	1200	2000	-	1900	1400	1700	1500	1800	1400
Potassium	7440-09-7	mg/kg	230 J	220 J	190 J	260 J	130 J	150 J	150 J	80 J	140 J	-	150 J	150 J	200 J	130 J	< 890 U	< 870 U
Sodium	7440-23-5	mg/kg	90 J	< 490 U	280 J	200 J	120 J	140 J	140 J	180 J	150 J	-	< 470 U	< 430 U	540 J	200 J	270 J-	250 J-
Antimony	7440-36-0	mg/kg	< 0.79 UJ	< 0.95 UJ	< 1.0 UJ	< 0.79 UJ	< 0.81 UJ	< 0.92 U	< 0.79 U	< 1.0 U	< 0.78 U	-	< 0.85 U	< 0.79 U	< 2.1 U	< 0.96 U	< 1.5 U	< 1.6 U
Arsenic	7440-38-2	mg/kg	4.1 J	2.8 J	2.9 J	1.8 J	1.5 J	1.8	0.74	2.7	1.9	-	2.3	2.0	3.5	0.98	3.6	2.8
Barium	7440-39-3	mg/kg	34	17	42	19	19	21	9.6	27	25	-	21	19	150	40	99	66
Beryllium	7440-41-7	mg/kg	< 0.39 U	< 0.47 U	< 0.50 U	< 0.39 U	< 0.40 U	< 0.46 U	< 0.40 U	< 0.51 U	< 0.39 U	-	< 0.43 U	< 0.39 U	< 1.0 U	< 0.48 U	< 0.73 U	< 0.81 U

Table 12
Phase 2 Reach Floodplain Soil Analytical Results
Phase 2 Data Evaluation Summary Memorandum
Lower Neponset River
Boston and Milton, Massachusetts

Analyte	CAS Number	Units	24D-0126 24D-0126-BS 6/10/2024 N 1 - 1.9 ft	24D-0127 24D-0127-AS 6/10/2024 N 0 - 0.9 ft	24D-0128 24D-0128-AS 6/10/2024 N 0 - 1 ft	24D-0128 24D-0128-BS 6/10/2024 N 1 - 2 ft	24D-0128 24D-0128-CS 6/10/2024 N 2 - 2.4 ft	24D-0129 24D-0129-AS 6/7/2024 N 0 - 1 ft	24D-0129 24D-0129-BS 6/7/2024 N 1 - 2 ft	24D-0130 24D-0130-AS 6/7/2024 N 0 - 1 ft	24D-0130 24D-0130-BS 6/7/2024 N 1 - 2 ft	24D-0130 24D-0130-CS 6/7/2024 N 2 - 2.1 ft	24D-0131 24D-0131-AS 6/7/2024 N 0 - 1 ft	24D-0131 24D-0131-BS 6/7/2024 N 1 - 1.4 ft	24D-0132 24D-0132-AS 6/7/2024 N 0 - 1 ft	24D-0132 24D-0132-BS 6/7/2024 N 1 - 2 ft	24D-0133 24D-0133-AS 6/27/2024 N 0 - 1 ft	24D-0133 24D-0133-BS 6/27/2024 N 1 - 1.9 ft
Cadmium	7440-43-9	mg/kg	< 0.39 UJ	< 0.47 UJ	< 0.50 UJ	< 0.39 UJ	< 0.40 UJ	< 0.46 UJ	< 0.40 UJ	< 0.51 UJ	< 0.39 UJ	-	< 0.43 UJ	< 0.39 UJ	< 1.0 UJ	< 0.48 UJ	0.19 J	0.54 J
Chromium, Total	7440-47-3	mg/kg	24 JEB	15 JEB	21 JEB	12 JEB	6.4 JEB	16 EB	6.4 EB	19 EB	7.7 EB	-	7.9 EB	7.6 EB	57 EB	15 EB	32 JEB	24 JEB
Cobalt	7440-48-4	mg/kg	6.0	2.8	2.7	3.1	3.1	1.8	1.1	2.1	2.9	-	4.8	3.4	2.2	1.9	3.4	3.1
Copper	7440-50-8	mg/kg	30 J	25 J	36 J	19 J	17 J	24	11	24	13	-	18	15	89	28	46 J+	45 J+
Lead	7439-92-1	mg/kg	44	43	110	24	15	42	8.4	48	7.8	-	24	12	230	60	190	580
Manganese	7439-96-5	mg/kg	220 JEB	78 JEB	190 JEB	180 JEB	120 JEB	56 EB	32 EB	70 EB	140 EB	-	150 EB	130 EB	57 EB	42 EB	130 JEB	62 JEB
Nickel	7440-02-0	mg/kg	6.5	4.6	4.6	6.3	4.0	4.8	2.1	4.1	4.3	-	3.7	4.3	9.2	4.6	10 EB	8.5 EB
Selenium	7782-49-2	mg/kg	< 2.0 UJ	< 2.4 UJ	< 2.5 UJ	< 2.0 UJ	< 2.0 UJ	< 2.3 U	< 2.0 U	0.43 J	< 1.9 U	-	< 2.1 U	< 2.0 U	0.72 J	< 2.4 U	< 3.7 U	< 4.1 U
Silver	7440-22-4	mg/kg	0.083 J	0.085 J	0.18 J	0.071 J	0.052 J	0.13 J	< 0.40 U	0.12 J	0.043 J	-	0.064 J	< 0.39 U	0.53 J	0.14 J	0.31 J	1.1 J
Thallium	7440-28-0	mg/kg	0.031 J	< 0.47 U	< 0.50 U	< 0.39 U	< 0.40 U	0.041 J	< 0.40 U	< 0.51 U	< 0.39 U	-	< 0.43 U	< 0.39 U	< 1.0 U	< 0.48 U	0.058 J	< 0.81 U
Vanadium	7440-62-2	mg/kg	18	19	14	9.8	9.1	12	6.4	23	14	-	15	12	25	9.9	23	19
Zinc	7440-66-6	mg/kg	36 JEB	25 JEB	47 JEB	20 JEB	19 JEB	39 EB	20 EB	21 EB	21 EB	-	22 EB	22 EB	57 EB	28 EB	81 JEB	70 JEB
Mercury	7439-97-6	mg/kg	0.16	0.32	0.29	< 0.11 U	< 0.11 U	0.15	0.034 J	0.21	0.041 J	-	0.079 J	0.052 J	0.83	0.17	0.58	0.27
TCL VOCs																		
1,1,1-Trichloroethane (TCA)	71-55-6	ug/kg	< 5.0 U	< 5.8 U	< 5.9 U	< 5.2 U	< 5.6 U	< 6.1 U	< 7.1 U	< 8.3 U	< 5.3 U	-	< 5.6 U	< 5.2 U	< 12 U	< 6.3 U	< 8.3 U	< 8.1 U
1,1,2,2-TETRACHLOROETHANE	79-34-5	ug/kg	< 5.0 U	< 5.8 U	< 5.9 U	< 5.2 U	< 5.6 U	< 6.1 U	< 7.1 U	< 8.3 U	< 5.3 U	-	< 5.6 U	< 5.2 U	< 12 U	< 6.3 U	< 8.3 U	< 8.1 U
1,1,2-TRICHLORO-1,2,2-TRIFLUOROETHANE	76-13-1	ug/kg	< 5.0 U	< 5.8 U	< 5.9 U	< 5.2 U	< 5.6 U	< 6.1 U	< 7.1 U	< 8.3 U	< 5.3 U	-	< 5.6 U	< 5.2 U	< 12 U	< 6.3 U	< 8.3 U	< 8.1 U
1,1,2-Trichloroethane	79-00-5	ug/kg	< 5.0 U	< 5.8 U	< 5.9 U	< 5.2 U	< 5.6 U	< 6.1 U	< 7.1 U	< 8.3 U	< 5.3 U	-	< 5.6 U	< 5.2 U	< 12 U	< 6.3 U	< 8.3 U	< 8.1 U
1,1-Dichloroethane	75-34-3	ug/kg	< 5.0 U	< 5.8 U	< 5.9 U	< 5.2 U	< 5.6 U	< 6.1 U	< 7.1 U	< 8.3 U	< 5.3 U	-	< 5.6 U	< 5.2 U	< 12 U	< 6.3 U	< 8.3 U	< 8.1 U
1,1-Dichloroethene	75-35-4	ug/kg	< 5.0 U	< 5.8 U	< 5.9 U	< 5.2 U	< 5.6 U	< 6.1 U	< 7.1 U	< 8.3 U	< 5.3 U	-	< 5.6 U	< 5.2 U	< 12 U	< 6.3 U	< 8.3 U	< 8.1 U
1,2,3-Trichlorobenzene	87-61-6	ug/kg	< 5.0 U	< 260 U	< 450 U	< 5.2 U	< 300 U	< 6.1 U	< 7.1 U	< 8.3 U	< 5.3 U	-	< 5.6 U	< 5.2 U	< 12 U	< 6.3 U	< 700 U	< 640 U
1,2,3-TRICHLOROPROPANE	96-18-4	ug/kg	< 5.0 U	< 5.8 U	< 5.9 U	< 5.2 U	< 5.6 U	< 6.1 U	< 7.1 U	< 8.3 U	< 5.3 U	-	< 5.6 U	< 5.2 U	< 12 U	< 6.3 U	< 8.3 U	< 8.1 U
1,2,4-TRICHLOROBENZENE	120-82-1	ug/kg	< 5.0 U	< 260 U	< 450 U	< 5.2 U	< 300 U	< 6.1 U	< 7.1 U	< 8.3 U	< 5.3 U	-	< 5.6 U	< 5.2 U	< 12 U	< 6.3 U	< 700 U	< 640 U
1,2,4-Trimethylbenzene	95-63-6	ug/kg	< 5.0 U	< 260 U	< 450 U	< 5.2 U	< 300 U	< 6.1 U	< 7.1 U	< 8.3 U	< 5.3 U	-	< 5.6 U	< 5.2 U	< 12 U	< 6.3 U	< 700 U	< 640 U
1,2-Dibromo-3-Chloropropane	96-12-8	ug/kg	< 5.0 U	< 260 U	< 450 U	< 5.2 U	< 300 U	< 6.1 U	< 7.1 U	< 8.3 U	< 5.3 U	-	< 5.6 U	< 5.2 U	< 12 U	< 6.3 U	< 700 U	< 640 U
1,2-Dibromoethane (Ethylene Dibromide)	106-93-4	ug/kg	< 5.0 U	< 5.8 U	< 5.9 U	< 5.2 U	< 5.6 U	< 6.1 U	< 7.1 U	< 8.3 U	< 5.3 U	-	< 5.6 U	< 5.2 U	< 12 U	< 6.3 U	< 8.3 U	< 8.1 U
1,2-Dichlorobenzene	95-50-1	ug/kg	< 5.0 U	< 260 U	< 450 U	< 5.2 U	< 300 U	< 6.1 U	< 7.1 U	< 8.3 U	< 5.3 U	-	< 5.6 U	< 5.2 U	< 12 U	< 6.3 U	< 700 U	< 640 U
1,2-Dichloroethane	107-06-2	ug/kg	< 5.0 U	< 5.8 U	< 5.9 U	< 5.2 U	< 5.6 U	< 6.1 U	< 7.1 U	< 8.3 U	< 5.3 U	-	< 5.6 U	< 5.2 U	< 12 U	< 6.3 U	< 8.3 U	< 8.1 U
1,2-DICHLOROPROPANE	78-87-5	ug/kg	< 5.0 U	< 5.8 U	< 5.9 U	< 5.2 U	< 5.6 U	< 6.1 U	< 7.1 U	< 8.3 U	< 5.3 U	-	< 5.6 U	< 5.2 U	< 12 U	< 6.3 U	< 8.3 U	< 8.1 U
1,3,5-Trimethylbenzene (Mesitylene)	108-67-8	ug/kg	< 5.0 U	< 260 U	< 450 U	< 5.2 U	< 300 U	< 6.1 U	< 7.1 U	< 8.3 U	< 5.3 U	-	< 5.6 U	< 5.2 U	< 12 U	< 6.3 U	< 700 U	< 640 U
1,3-DICHLOROBENZENE	541-73-1	ug/kg	< 5.0 U	< 260 U	< 450 U	< 5.2 U	< 300 U	< 6.1 U	< 7.1 U	< 8.3 U	< 5.3 U	-	< 5.6 U	< 5.2 U	< 12 U	< 6.3 U	< 700 U	< 640 U
1,4-DICHLOROBENZENE	106-46-7	ug/kg	< 5.0 U	< 260 U	< 450 U	< 5.2 U	< 300 U	< 6.1 U	< 7.1 U	< 8.3 U	< 5.3 U	-	< 5.6 U	< 5.2 U	< 12 U	< 6.3 U	< 700 U	< 640 U
2-HEXANONE	591-78-6	ug/kg	< 10 U	< 12 U	< 12 U	< 10 U	< 11 U	< 12 U	< 14 U	< 17 U	< 11 U	-	< 11 U	< 10 U	< 23 U	< 13 U	< 17 U	< 16 U
ACETONE	67-64-1	ug/kg	< 10 U	< 12 U	< 12 U	< 10 U	< 11 U	< 12 U	< 14 U	< 17 U	< 11 U	-	< 11 U	< 10 U	< 23 U	< 13 U	< 17 U	< 16 U
Benzene	71-43-2	ug/kg	< 5.0 U	< 5.8 U	< 5.9 U	< 5.2 U	< 5.6 U	< 6.1 U	< 7.1 U	< 8.3 U	< 5.3 U	-	< 5.6 U	< 5.2 U	< 12 U	< 6.3 U	< 8.3 U	< 8.1 U
BROMOCHLOROMETHANE	74-97-5	ug/kg	< 5.0 U	< 5.8 U	< 5.9 U	< 5.2 U	< 5.6 U	< 6.1 U	< 7.1 U	< 8.3 U	< 5.3 U	-	< 5.6 U	< 5.2 U	< 12 U	< 6.3 U	< 8.3 U	< 8.1 U
BROMODICHLOROMETHANE	75-27-4	ug/kg	< 5.0 U	< 5.8 U	< 5.9 U	< 5.2 U	< 5.6 U	< 6.1 U	< 7.1 U	< 8.3 U	< 5.3 U	-	< 5.6 U	< 5.2 U	< 12 U	< 6.3 U	< 8.3 U	< 8.1 U
BROMOFORM	75-25-2	ug/kg	< 5.0 U	< 260 U	< 450 U	< 5.2 U	< 300 U	< 6.1 U	< 7.1 U	< 8.3 U	< 5.3 U	-	< 5.6 U	< 5.2 U	< 12 U	< 6.3 U	< 700 U	< 640 U
BROMOMETHANE	74-83-9	ug/kg	< 5.0 U	< 5.8 U	< 5.9 U	< 5.2 U	< 5.6 U	< 6.1 U	< 7.1 U	< 8.3 U	< 5.3 U	-	< 5.6 U	< 5.2 U	< 12 U	< 6.3 U	< 8.3 U	< 8.1 U
CARBON DISULFIDE	75-15-0	ug/kg	< 5.0 U	< 5.8 U	< 5.9 U	< 5.2 U	< 5.6 U	< 6.1 U	< 7.1 U	< 8.3 U	< 5.3 U	-	< 5.6 U	< 5.2 U	< 12 U	< 6.3 U	< 8.3 U	< 8.1 U
CARBON TETRACHLORIDE	56-23-5	ug/kg	< 5.0 U	< 5.8 U	< 5.9 U	< 5.2 U	< 5.6 U	< 6.1 U	< 7.1 U	< 8.3 U	< 5.3 U	-	< 5.6 U	< 5.2 U	< 12 U	< 6.3 U	< 8.3 U	< 8.1 U
Chlorobenzene	108-90-7	ug/kg	< 5.0 U	< 5.8 U	< 5.9 U	< 5.2 U	< 5.6 U	< 6.1 U	< 7.1 U	< 8.3 U	< 5.3 U	-	< 5.6 U	< 5.2 U	< 12 U	< 6.3 U	< 8.3 U	< 8.1 U
CHLOROETHANE	75-00-3	ug/kg	< 5.0 U	< 5.8 U	< 5.9 U	< 5.2 U	< 5.6 U	< 6.1 U	< 7.1 U	< 8.3 U	< 5.3 U	-	< 5.6 U	< 5.2 U	< 12 U	< 6.3 U	< 8.3 U	< 8.1 U
Chloroform	67-66-3	ug/kg	< 5.0 U	< 5.8 U	< 5.9 U	< 5.2 U	< 5.6 U	< 6.1 U	< 7.1 U	< 8.3 U	< 5.3 U	-	< 5.6 U	< 5.2 U	< 12 U	< 6.3 U	< 8.3 U	< 8.1 U
CHLOROMETHANE	74-87-3	ug/kg	< 5.0 U	< 5.8 U	< 5.9 U	< 5.2 U	< 5.6 U	< 6.1 U	< 7.1 U	< 8.3 U	< 5.3 U	-	< 5.6 U	< 5.2 U	< 12 U	< 6.3 U	< 8.3 U	< 8.1 U
CIS-1,2-DICHLOROETHYLENE	156-59-2	ug/kg	< 5.0 U	< 5.8 U	< 5.9 U	< 5.2 U	< 5.6 U	< 6.1 U	< 7.1 U	< 8.3 U	< 5.3 U	-	< 5.6 U	< 5.2 U	< 12 U	< 6.3 U	< 8.3 U	< 8.1 U
cis-1,3-Dichloropropene	10061-01-5	ug/kg	< 5.0 U	< 5.8 U	< 5.9 U	< 5.2 U	< 5.6 U	< 6.1 U	< 7.1 U	< 8.3 U	< 5.3 U	-	< 5.6 U	< 5.2 U	< 12 U	< 6.3 U	< 8.3 U	< 8.1 U
Cyclohexane	110-82-7	ug/kg	< 5.0 U	< 5.8 U	< 5.9 U	< 5.2 U	< 5.6 U	< 6.1 U	< 7.1 U	< 8.3 U	< 5.3 U	-	< 5.6 U	< 5.2 U	< 12 U	< 6.3 U	< 8.3 U	< 8.1 U
DIBROMOCHLOROMETHANE	124-48-1	ug/kg	< 5.0 U	< 5.8 U	< 5.9 U	< 5.2 U	< 5.6 U	< 6.1 U	< 7.1 U	< 8.3 U	< 5.3 U	-	< 5.6 U	< 5.2 U	< 12 U	< 6.3 U	< 8.3 U	< 8.1 U
Dichlorodifluoromethane	75-71-8	ug/kg	< 5.0 U	< 5.8 U	< 5.9 U	< 5.2 U	< 5.6 U	< 6.1 U	< 7.1 U	< 8.3 U	< 5.3 U	-	< 5.6 U	< 5.2 U	< 12 U	< 6.3 U	< 8.3 U	< 8.1 U
Ethylbenzene	100-41-4	ug/kg	< 5.0 U	< 5.8 U	< 5.9 U	< 5.2 U	< 5.6 U	< 6.1 U	< 7.1 U	< 8.3 U	< 5.3 U	-	< 5.6 U	< 5.2 U	< 12 U	< 6.3 U	< 8.3 U	< 8.1 U
Isopropylbenzene (Cumene)	98-82-8	ug/kg	< 5.0 U	< 260 U	< 450 U	< 5.2 U	< 300 U	< 6.1 U	< 7.1 U	< 8.3 U	< 5.3 U	-	< 5.6 U	< 5.2 U	< 12 U	< 6.3 U	< 700 U	< 640 U
m,p-Xylene	179601-23-1	ug/kg	< 5.0 U	< 5.8 U	< 5.9 U	< 5.2 U	< 5.6 U	< 6.1 U	< 7.1 U	< 8.3 U	< 5.3 U	-	< 5.6 U	< 5.2 U	< 12 U	< 6.3 U	< 8.3 U	< 8.1 U
METHYL ACETATE	79-20-9	ug/kg	< 5.0 U	< 5.8 U	< 5.9 U	< 5.2 U	< 5.6 U	< 6.1 U	< 7.1 U	< 8.3 U	< 5.3 U	-	< 5.6 U	< 5.2 U	< 12 U	< 6.3 U	< 8.3 U	< 8.1 U
Methyl Ethyl Ketone (2-Butanone)	78-93-3	ug/kg	< 10 U	< 12 U	< 12 U	< 10 U	< 11 U	< 12 U	< 14 U	< 17 U	< 11 U	-	< 11 U	< 10 U	< 23 U	< 13 U	< 17 U	< 16 U
METHYL ISOBUTYL KETONE (4-METHYL-2-PENTANONE)	108-10-1	ug/kg	< 10 U	< 12 U	< 12 U	< 10 U	< 11 U	< 12 U	< 14 U	< 17 U	< 11 U	-	< 11 U	< 10 U	< 23 U	< 13 U	< 17 U	< 16 U
Methylcyclohexane	108-87-2	ug/kg	< 5.0 U	< 5.8 U	< 5.9 U	< 5.2 U	< 5.6 U	< 6.1 U	< 7.1 U	< 8.3 U	< 5.3 U	-	< 5.6 U	< 5.2 U	< 12 U	< 6.3 U	< 8.3 U	< 8.1 U
Methylene Chloride	75-09-2	ug/kg	11	11	13	11	12	< 6.1 U	< 7.1 U	< 8.3 U	< 5.3 U	-	< 5.6 U	6.4 JTB	< 12 U	6.6 JTB	< 8.3 U	< 8.1 U
o-Xylene (1,2-Dimethylbenzene)	95-47-6	ug/kg	< 5.0 U	< 5.8 U	< 5.9 U	< 5.2 U	< 5.6 U	< 6.1 U	< 7.1 U	< 8.3 U	< 5.3 U	-	< 5.6 U	< 5.2 U	< 12 U	< 6.3 U	< 8.3 U	< 8.1 U
Styrene	100-42-5	ug/kg	< 5.0 U	< 5.8 U	< 5.9 U	< 5.2 U	< 5.6 U	< 6.1 U	< 7.1 U	< 8.3 U	< 5.3 U	-	< 5.6 U	< 5.2 U	< 12 U	< 6.3 U	< 8.3 U	< 8.1 U
TERT-BUTYL METHYL ETHER	1634-04-4	ug/kg	< 5.0 U	< 5.8 U	< 5.9 U	< 5.2 U	< 5.6 U	< 6.1 U	< 7.1 U	< 8.3 U	< 5.3 U	-	< 5.6 U	< 5.2 U	< 12 U	< 6.3 U	< 8.3 U	< 8.1 U
Tetrachloroethylene (PCE)	127-18-4	ug/kg	< 5.0 U	< 5.8 U	< 5.9 U	< 5.2 U	< 5.6 U	< 6.1 U	< 7.1 U	< 8.3 U	< 5.3 U	-	< 5.6 U	< 5.2 U	< 12 U	< 6.3 U	< 8.3 U	< 8.1 U
Toluene	108-88-3	ug/kg	< 5.0 U	< 5.8 U	< 5.9 U	< 5.2 U	< 5.6 U	< 6.1 U	< 7.1 U	< 8.3 U	< 5.3 U	-	< 5.6 U	< 5.2 U	< 12 U	< 6.3 U	< 8.3 U	< 8.1 U
Trans-1,2-Dichloroethylene	156-60-5	ug/kg	< 5.0 U	< 5.8 U	< 5.9 U	< 5.2 U	< 5.6 U	< 6.1 U	< 7.1 U	< 8.3 U	< 5.3 U	-	< 5.6 U	< 5.2 U	< 12 U	< 6.3 U	< 8.3 U	< 8.1 U
Trans-1,3-Dichloropropene	10061-02-6	ug/kg	< 5.0 U	< 5.8 U	< 5.9 U	< 5.2 U	< 5.6 U	< 6.1 U	< 7.1 U	< 8.3 U	< 5.3 U	-	< 5.6 U	< 5.2 U	< 12 U	< 6.3 U	< 8.3 U	< 8.1 U
Trichloroethylene (TCE)	79-01-6	ug/kg	< 5.0 U	< 5.8 U	< 5.9 U	< 5.2 U	< 5.6 U	< 6.1 U	< 7.1 U	< 8.3 U	< 5.3 U	-	< 5.6 U	< 5.2 U	< 12 U	< 6.3 U	< 8.3 U	< 8.1 U
Trichlorofluoromethane	75-69-4	ug/kg	< 5.0 U	< 5.8 U	< 5.9 U	< 5.2 U	< 5.6 U	< 6.1 U	< 7.1 U	< 8.3 U	< 5.3 U	-	< 5.6 U	< 5.2 U	< 12 U	< 6.3 U	< 8.3 U	< 8.1 U
Vinyl Chloride	75-01-4	ug/kg	< 5.0 U	< 5.8 U	< 5.9 U	< 5.2 U	< 5.6 U	< 6.1 U	< 7.1 U	< 8.3 U	< 5.3 U	-	< 5.6 U	< 5.2 U	< 12 U	< 6.3 U	< 8.3 U	< 8.1 U

Table 12
Phase 2 Reach Floodplain Soil Analytical Results
Phase 2 Data Evaluation Summary Memorandum
Lower Neponset River
Boston and Milton, Massachusetts

			24D-0126 24D-0126-BS 6/10/2024 N 1 - 1.9 ft	24D-0127 24D-0127-AS 6/10/2024 N 0 - 0.9 ft	24D-0128 24D-0128-AS 6/10/2024 N 0 - 1 ft	24D-0128 24D-0128-BS 6/10/2024 N 1 - 2 ft	24D-0128 24D-0128-CS 6/10/2024 N 2 - 2.4 ft	24D-0129 24D-0129-AS 6/7/2024 N 0 - 1 ft	24D-0129 24D-0129-BS 6/7/2024 N 1 - 2 ft	24D-0130 24D-0130-AS 6/7/2024 N 0 - 1 ft	24D-0130 24D-0130-BS 6/7/2024 N 1 - 2 ft	24D-0130 24D-0130-CS 6/7/2024 N 2 - 2.1 ft	24D-0131 24D-0131-AS 6/7/2024 N 0 - 1 ft	24D-0131 24D-0131-BS 6/7/2024 N 1 - 1.4 ft	24D-0132 24D-0132-AS 6/7/2024 N 0 - 1 ft	24D-0132 24D-0132-BS 6/7/2024 N 1 - 2 ft	24D-0133 24D-0133-AS 6/27/2024 N 0 - 1 ft	24D-0133 24D-0133-BS 6/27/2024 N 1 - 1.9 ft
Analyte	CAS Number	Units																
TCL SVOCs																		
1,2,4,5-TETRACHLOROBENZENE	95-94-3	ug/kg	< 180 U	< 190 U	< 220 U	< 190 U	< 200 U	< 230 U	< 200 U	< 240 U	< 200 U	-	< 180 U	< 180 U	< 360 U	< 240 U	< 330 U	< 310 U
1,4-Dioxane (P-Dioxane)	123-91-1	ug/kg	< 70 U	< 75 U	< 87 U	< 75 U	< 78 U	< 92 U	< 78 U	< 94 U	< 77 U	-	< 73 U	< 72 U	< 140 U	< 94 U	< 130 U	< 120 U
1-Methylnaphthalene	90-12-0	ug/kg	8.4	13	11	1.5 J	< 3.9 U	< 4.5 U	3.2 J	3.1 J	< 3.8 U	-	1.5 J	0.76 J	5.1 J	1.8 J	5.1 J	12
2,3,4,6-TETRACHLOROPHENOL	58-90-2	ug/kg	< 180 U	< 190 U	< 220 U	< 190 U	< 200 U	< 230 U	< 200 U	< 240 U	< 200 U	-	< 180 U	< 180 U	< 360 U	< 240 U	< 330 U	< 310 U
2,4,5-TRICHLOROPHENOL	95-95-4	ug/kg	< 180 U	< 190 U	< 220 U	< 190 U	< 200 U	< 230 U	< 200 U	< 240 U	< 200 U	-	< 180 U	< 180 U	< 360 U	< 240 U	< 330 U	< 310 U
2,4,6-TRICHLOROPHENOL	88-06-2	ug/kg	< 180 U	< 190 U	< 220 U	< 190 U	< 200 U	< 230 U	< 200 U	< 240 U	< 200 U	-	< 180 U	< 180 U	< 360 U	< 240 U	< 330 U	< 310 U
2,4-DICHLOROPHENOL	120-83-2	ug/kg	< 180 U	< 190 U	< 220 U	< 190 U	< 200 U	< 230 U	< 200 U	< 240 U	< 200 U	-	< 180 U	< 180 U	< 360 U	< 240 U	< 330 U	< 310 U
2,4-DIMETHYLPHENOL	105-67-9	ug/kg	< 180 U	< 190 U	< 220 U	< 190 U	< 200 UJ	< 230 UJ	< 200 U	< 240 UJ	< 200 U	-	< 180 U	< 180 U	< 360 U	< 240 U	< 330 U	< 310 U
2,4-DINITROPHENOL	51-28-5	ug/kg	< 350 U	< 370 U	< 430 U	< 370 U	< 390 U	< 450 U	< 390 U	< 460 U	< 380 U	-	< 360 U	< 360 U	< 710 U	< 470 U	< 640 U	< 610 U
2,4-DINITROTOLUENE	121-14-2	ug/kg	< 180 U	< 190 U	< 220 U	< 190 U	< 200 U	< 230 U	< 200 U	< 240 U	< 200 U	-	< 180 U	< 180 U	< 360 U	< 240 U	< 330 U	< 310 U
2,6-DINITROTOLUENE	606-20-2	ug/kg	< 180 U	< 190 U	< 220 U	< 190 U	< 200 U	< 230 U	< 200 U	< 240 U	< 200 U	-	< 180 U	< 180 U	< 360 U	< 240 U	< 330 U	< 310 U
2-CHLORONAPHTHALENE	91-58-7	ug/kg	< 180 U	< 190 U	< 220 U	< 190 U	< 200 U	< 230 U	< 200 U	< 240 U	< 200 U	-	< 180 U	< 180 U	< 360 U	< 240 U	< 330 U	< 310 U
2-CHLOROPHENOL	95-57-8	ug/kg	< 180 U	< 190 U	< 220 U	< 190 U	< 200 U	< 230 U	< 200 U	< 240 U	< 200 U	-	< 180 U	< 180 U	< 360 U	< 240 U	< 330 U	< 310 U
2-Methylnaphthalene	91-57-6	ug/kg	11 EB	20 EB	14 EB	1.9 JEB	< 3.9 U	1.1 J	4.5	4.2 J	< 3.8 U	-	2.4 J	1.0 J	6.0 J	2.0 J	6.7	16
2-METHYLPHENOL (O-CRESOL)	95-48-7	ug/kg	< 350 U	< 370 U	< 430 U	< 370 U	< 390 U	< 450 U	< 390 U	< 460 U	< 380 U	-	< 360 U	< 360 U	< 710 U	< 470 U	< 640 U	< 610 U
2-NITROANILINE	88-74-4	ug/kg	< 180 U	< 190 U	< 220 U	< 190 U	< 200 U	< 230 U	< 200 U	< 240 U	< 200 U	-	< 180 U	< 180 U	< 360 U	< 240 U	< 330 U	< 310 U
2-NITROPHENOL	88-75-5	ug/kg	< 180 U	< 190 U	< 220 U	< 190 U	< 200 U	< 230 U	< 200 U	< 240 U	< 200 U	-	< 180 U	< 180 U	< 360 U	< 240 U	< 330 U	< 310 U
3,3'-DICHLOROBENZIDINE	91-94-1	ug/kg	< 350 U	< 370 U	< 430 U	< 370 U	< 390 U	< 450 U	< 390 U	< 460 U	< 380 U	-	< 360 U	< 360 U	< 710 U	< 470 U	< 640 U	< 610 U
3-NITROANILINE	99-09-2	ug/kg	< 350 U	< 370 U	< 430 U	< 370 U	< 390 U	< 450 U	< 390 U	< 460 U	< 380 U	-	< 360 U	< 360 U	< 710 U	< 470 U	< 640 U	< 610 U
4,6-DINITRO-2-METHYLPHENOL	534-52-1	ug/kg	< 350 U	< 370 U	< 430 U	< 370 U	< 390 U	< 450 U	< 390 U	< 460 U	< 380 U	-	< 360 U	< 360 U	< 710 U	< 470 U	< 640 U	< 610 U
4-BROMOPHENYL PHENYL ETHER	101-55-3	ug/kg	< 180 U	< 190 U	< 220 U	< 190 U	< 200 U	< 230 U	< 200 U	< 240 U	< 200 U	-	< 180 U	< 180 U	< 360 U	< 240 U	< 330 U	< 310 U
4-CHLORO-3-METHYLPHENOL	59-50-7	ug/kg	< 180 U	< 190 U	< 220 U	< 190 U	< 200 U	< 230 U	< 200 U	< 240 U	< 200 U	-	< 180 U	< 180 U	< 360 U	< 240 U	< 330 U	< 310 U
4-CHLOROANILINE	106-47-8	ug/kg	< 350 U	< 370 U	< 430 U	< 370 U	< 390 U	< 450 U	< 390 U	< 460 U	< 380 U	-	< 360 U	< 360 U	< 710 U	< 470 U	< 640 U	< 610 U
4-CHLOROPHENYL PHENYL ETHER	7005-72-3	ug/kg	< 180 U	< 190 U	< 220 U	< 190 U	< 200 U	< 230 U	< 200 U	< 240 U	< 200 U	-	< 180 U	< 180 U	< 360 U	< 240 U	< 330 U	< 310 U
4-METHYLPHENOL (P-CRESOL)	106-44-5	ug/kg	< 350 U	< 370 U	< 430 U	< 370 U	< 390 U	< 450 U	< 390 U	< 460 U	< 380 U	-	< 360 U	< 360 U	< 710 U	< 470 U	< 640 U	< 610 U
4-Nitroaniline	100-01-6	ug/kg	< 350 U	< 370 U	< 430 U	< 370 U	< 390 U	< 450 U	< 390 U	< 460 U	< 380 U	-	< 360 U	< 360 U	< 710 U	< 470 U	< 640 U	< 610 U
4-NITROPHENOL	100-02-7	ug/kg	< 350 U	< 370 U	< 430 U	< 370 U	< 390 U	< 450 U	< 390 U	< 460 U	< 380 U	-	< 360 U	< 360 U	< 710 U	< 470 U	< 640 U	< 610 U
Acenaphthene	83-32-9	ug/kg	16	25	77	5.6	1.3 J	2.7 J	77	13	0.92 J	-	4.1	1.8 J	23	6.0	30 J	60 J
ACENAPHTHYLENE	208-96-8	ug/kg	50	68	53	15	4.6	6.0	5.6	18	2.1 J	-	11	5.9	27	8.0	35	21
Acetophenone	98-86-2	ug/kg	< 350 U	< 370 U	< 430 U	< 370 U	< 390 U	< 450 U	< 390 U	< 460 U	< 380 U	-	< 360 U	< 360 U	< 710 U	< 470 U	< 640 U	< 610 U
ANTHRACENE	120-12-7	ug/kg	73	130	210	25	7.4	13	270	51	3.6 J	-	19	9.1	89	18	150	190
ATRAZINE	1912-24-9	ug/kg	< 350 U	< 370 U	< 430 U	< 370 U	< 390 U	< 450 U	< 390 U	< 460 U	< 380 U	-	< 360 U	< 360 U	< 710 U	< 470 U	< 640 U	< 610 U
BENZALDEHYDE	100-52-7	ug/kg	< 350 U	< 370 U	< 430 U	< 370 U	< 390 U	< 450 U	< 390 U	< 460 U	< 380 U	-	< 360 U	< 360 U	< 710 U	< 470 U	< 640 U	< 610 U
BENZO(A)ANTHRACENE	56-55-3	ug/kg	130	380	770	70	21	51	320	170	9.4	-	74	33	290	55	390	440
BENZO(A)PYRENE	50-32-8	ug/kg	130	190	410	73	21	25	300	90	9.7	-	40	34	160	47	320	180
Benzo(B)Fluoranthene	205-99-2	ug/kg	190	500	1000	110	31	81	380	240	14	-	120	50	430	64	550	420
Benzo(G,H,I)Perylene	191-24-2	ug/kg	85	19	35	52	13	3.8 J	190	9.9	5.8	-	5.7	22	17	25	46	20
Benzo(K)Fluoranthene	207-08-9	ug/kg	61	160	300	36	10	29	140	69	4.7	-	37	16	150	18	250	140
BENZYL BUTYL PHTHALATE	85-68-7	ug/kg	< 180 U	< 190 U	< 220 U	< 190 U	< 200 U	< 230 U	< 200 U	< 240 U	< 200 U	-	< 180 U	< 180 U	< 360 U	< 240 U	< 330 U	< 310 U
BIPHENYL (DIPHENYL)	92-52-4	ug/kg	< 180 U	< 190 U	< 220 U	< 190 U	< 200 U	< 230 U	< 200 U	< 240 U	< 200 U	-	< 180 U	< 180 U	< 360 U	< 240 U	< 330 U	< 310 U
BIS(2-CHLOROETHOXY) METHANE	111-91-1	ug/kg	< 180 U	< 190 U	< 220 U	< 190 U	< 200 U	< 230 U	< 200 U	< 240 U	< 200 U	-	< 180 U	< 180 U	< 360 U	< 240 U	< 330 U	< 310 U
BIS(2-CHLOROETHYL) ETHER (2-CHLOROETHYL ETHER)	111-44-4	ug/kg	< 350 U	< 370 U	< 430 U	< 370 U	< 390 U	< 450 U	< 390 U	< 460 U	< 380 U	-	< 360 U	< 360 U	< 710 U	< 470 U	< 640 U	< 610 U
BIS(2-CHLOROISOPROPYL) ETHER	108-60-1	ug/kg	< 350 U	< 370 U	< 430 U	< 370 U	< 390 U	< 450 U	< 390 U	< 460 U	< 380 U	-	< 360 U	< 360 U	< 710 U	< 470 U	< 640 U	< 610 U
BIS(2-ETHYLHEXYL) PHTHALATE	117-81-7	ug/kg	< 180 U	60 J	220	< 190 U	< 200 U	< 230 U	< 200 U	150 J	< 200 U	-	71 J	< 180 U	190 J	< 240 U	910	< 310 U
Caprolactam	105-60-2	ug/kg	< 350 U	< 370 U	< 430 U	< 370 U	< 390 U	< 450 U	< 390 U	< 460 U	< 380 U	-	< 360 U	< 360 U	< 710 U	< 470 U	< 640 U	< 610 U
CARBAZOLE	86-74-8	ug/kg	< 350 U	46 J	120 J	< 370 U	< 390 U	< 450 U	110 J	< 460 U	< 380 U	-	< 360 U	< 360 U	< 710 U	< 470 U	< 640 U	66 J
CHRYSENE	218-01-9	ug/kg	110	290	870	58	16	43	230	130	7.3	-	60	26	230	43	480	250
DIBENZ(A,H)ANTHRACENE	53-70-3	ug/kg	21	53	96	13	3.3 J	9.0	41	25	1.7 J	-	12	5.6	42	6.8	99	53
Dibenzofuran	132-64-9	ug/kg	< 180 U	< 190 U	< 220 U	< 190 U	< 200 U	< 230 U	46 J	< 240 U	< 200 U	-	< 180 U	< 180 U	< 360 U	< 240 U	< 330 U	< 310 U
Diethyl Phthalate	84-66-2	ug/kg	< 180 U	< 190 U	< 220 U	< 190 U	< 200 U	< 230 U	< 200 U	< 240 U	< 200 U	-	< 180 U	< 180 U	< 360 U	< 240 U	< 330 U	< 310 U
DIMETHYL PHTHALATE	131-11-3	ug/kg	< 180 U	< 190 U	< 220 U	< 190 U	< 200 U	< 230 U	< 200 U	< 240 U	< 200 U	-	< 180 U	< 180 U	< 360 U	< 240 U	< 330 U	< 310 U
Di-N-Butyl Phthalate	84-74-2	ug/kg	< 180 U	< 190 U	< 220 U	< 190 U	< 200 U	< 230 U	< 200 U	< 240 U	< 200 U	-	< 180 U	< 180 U	< 360 U	< 240 U	1400	< 310 U
DI-N-OCTYLPHTHALATE	117-84-0	ug/kg	< 350 U	< 370 U	< 430 U	< 370 U	< 390 U	< 450 U	< 390 U	< 460 U	< 380 U	-	< 360 U	< 360 U	< 710 U	< 470 U	< 640 U	< 610 U
FLUORANTHENE	206-44-0	ug/kg	250	800	1900	160	40	110	940	340	19	-	150	61	710	110	850	690
FLUORENE	86-73-7	ug/kg	21	30	65	7.0	1.8 J	3.1 J	82	14	1.5 J	-	5.0	2.4 J	27	6.0	33	85
HEXACHLOROBENZENE	118-74-1	ug/kg	< 180 U	< 190 U	< 220 U	< 190 U	< 200 U	< 230 U	< 200 U	< 240 U	< 200 U	-	< 180 U	< 180 U	< 360 U	< 240 U	< 330 U	< 310 U
Hexachlorobutadiene	87-68-3	ug/kg	< 180 U	< 190 U	< 220 U	< 190 U	< 200 U	< 230 U	< 200 U	< 240 U	< 200 U	-	< 180 U	< 180 U	< 360 U	< 240 U	< 330 U	< 310 U
HEXACHLOROCYCLOPENTADIENE	77-47-4	ug/kg	< 350 U	< 370 U	< 430 U	< 370 U	< 390 U	< 450 U	< 390 U	< 460 U	< 380 U	-	< 360 U	< 360 U	< 710 U	< 470 U	< 640 U	< 610 U
HEXACHLOROETHANE	67-72-1	ug/kg	< 180 U	< 190 U	< 220 U	< 190 U	< 200 U	< 230 U	< 200 U	< 240 U	< 200 U	-	< 180 U	< 180 U	< 360 U	< 240 U	< 330 U	< 310 U
INDENO(1,2,3-C,D)PYRENE	193-39-5	ug/kg	71	130	230	44	11	17	150	58	5.0	-	29	18	98	22	230	120
ISOPHORONE	78-59-1	ug/kg	< 180 U	< 190 U	< 220 U	< 190 U	< 200 U	< 230 U	< 200 U	< 240 U	< 200 U	-	< 180 U	< 180 U	< 360 U	< 240 U	< 330 U	< 310 U
Naphthalene	91-20-3	ug/kg	15 EB	27 EB	26 EB	3.5 JEB	0.93 JEB	2.3 JEB	8.4 EB	7.6 EB	0.88 JEB	-	3.0 JEB	1.4 JEB	10 EB	3.1 JEB	13	27
NITROBENZENE	98-95-3	ug/kg	< 180 U	< 190 U	< 220 U	< 190 U	< 200 U	< 230 U	< 200 U	< 240 U	< 200 U	-	< 180 U	< 180 U	< 360 U	< 240 U	< 330 U	< 310 U
N-NITROSODI-N-PROPYLAMINE	621-64-7	ug/kg	< 180 U	< 190 U	< 220 U	< 190 U	< 200 U	< 230 U	< 200 U	< 240 U	< 200 U	-	< 180 U	< 180 U	< 360 U	< 240 U	< 330 U	< 310 U
N-NITROSODIPHENYLAMINE	86-30-6	ug/kg	< 180 U	< 190 U	< 220 U	< 190 U	< 200 U	< 230 U	< 200 U	< 240 U	< 200 U	-	< 180 U	< 180 U	< 360 U	< 240 U	< 330 U	< 310 U
PENTACHLOROPHENOL	87-86-5	ug/kg	< 7.0 U	2.8 J	< 8.7 U	< 7.5 U	< 7.8 U	< 9.2 U	< 7.9 U	< 9.4 U	< 7.7 U	-	< 7.3 U	< 7.2 U	< 14 U	< 9.5 U	6.9 J	< 12 U
PHENANTHRENE	85-01-8	ug/kg	220	460	1100	95	22	45	840	190	12	-	75	34	350	78	460	650
PHENOL	108-95-2	ug/kg	< 350 U	< 370 U	< 430 U	< 370 U	< 390 U	< 450 U	< 390 U	< 460 U	< 380 U	-	< 360 U	< 360 U	< 710 U	< 470 U	< 640 U	< 610 U
PYRENE	129-00-0	ug/kg	230	590	1300	130	33	57	730	230	16	-	100	52	420	100	550	450

Table 12
Phase 2 Reach Floodplain Soil Analytical Results
Phase 2 Data Evaluation Summary Memorandum
Lower Neponset River
Boston and Milton, Massachusetts

Analyte	CAS Number	Units	24D-0134 24D-0134-AS 6/27/2024 N 0 - 1 ft	24D-0134 24D-0134-BS 6/27/2024 N 1 - 2 ft	24D-0135 24D-0135-AS 6/27/2024 N 0 - 0.8 ft	24D-0136 24D-0136-AS 6/25/2024 N 0 - 1 ft	24D-0136 24D-0136-BS 6/25/2024 N 1 - 2 ft	24D-0136 24D-0136-CS 6/25/2024 N 2 - 3 ft	24D-0137 24D-0137-AS 6/25/2024 N 0 - 1 ft	24D-0137 24D-0137-BS 6/25/2024 N 1 - 2 ft	24D-0138 24D-0138-AS 6/25/2024 N 0 - 0.8 ft	24D-0139 24D-0139-AS 6/25/2024 N 0 - 1 ft	24D-0139 24D-0139-BS 6/25/2024 N 1 - 2 ft	24D-0140 24D-0140-AS 6/26/2024 N 0 - 1 ft	24D-0140 24D-0140-BS 6/26/2024 N 1 - 2 ft	24D-0141 24D-0141-AS 6/26/2024 N 0 - 1 ft	24D-0141 24D-0141-BS 6/26/2024 N 1 - 1.4 ft	24D-0142 24D-0142-AS 6/26/2024 N 0 - 1 ft
PCDD/F																		
1,2,3,4,6,7,8-HpCDD	35822-46-9	pg/g	1970	1840 J-	132 J-	383 J	613 J	371 J	7.07 J	19 J	71.5 J	179 J	38.5 J	58.1	1.72 J	492	182	681
1,2,3,4,6,7,8-HpCDF	67562-39-4	pg/g	1060	849 J-	68.8 J-	195 J	359 J	138 J	6.46 J	9.44 J	40 J	75.7 J	16.1 J	85.9	1.06 J	239	96.9	367
1,2,3,4,7,8,9-HpCDF	55673-89-7	pg/g	35.3	32.4 J-	3.67 J-	7.3	11.6	6.44	< 0.296 U	< 0.345 U	1.38 JN	2.73	0.831 J	1.47 JN	< 0.29 U	9.41	2.47 JN	12.9
1,2,3,4,7,8-HxCDD	39227-28-6	pg/g	18.5	13.8 J-	2.41 J-	4.37	5.26	3.17	0.638 JN	0.842 J	1.16 J	1.84 J	0.724 JN	0.956 JN	< 0.423 U	5.14	2.01 JN	5.86
1,2,3,4,7,8-HxCDF	70648-26-9	pg/g	63.1 J	73.1 J	7.99 J	12.3 J	18.9 J	9.69 J	< 0.279 UJ	< 0.617 UJ	2.45 J	3.97 J	0.961 J	1.6 JN	< 0.291 U	12.3	4.48	23.4
1,2,3,6,7,8-HxCDD	57653-85-7	pg/g	98.7	92.1 J-	7.7 J-	20.4	30.2	16.8	0.854 J	1.5 JN	3.67	8.23	2.07 J	4.69	< 0.463 U	25.7	10.2	35.1
1,2,3,6,7,8-HxCDF	57117-44-9	pg/g	34.1 J	29.8 J	3.73 JN	7.15	9.84	5.6	< 0.266 U	< 0.584 U	1.25 JN	2.33 J	0.357 JN	1.23 J	< 0.287 U	6.7	2.29 JN	11.4
1,2,3,7,8,9-HxCDD	19408-74-3	pg/g	51.6	38.2 J-	4.06 JN	12 J	16.1 J	7.32 J	0.66 J	0.766 JN	1.86 J	4.47 J	1.12 J	1.91 J	< 0.41 U	13.9	4.36 JN	17.8
1,2,3,7,8,9-HxCDF	72918-21-9	pg/g	< 1.44 U	< 2.12 UJ	< 1.13 UJ	< 0.491 U	< 0.324 U	< 0.5 U	< 0.325 U	< 0.703 U	< 0.201 U	< 0.351 U	< 0.26 U	< 0.468 U	< 0.35 U	< 0.897 U	< 0.687 U	< 0.837 U
1,2,3,7,8-PeCDD	40321-76-4	pg/g	8.64 J	5.97 JN	< 1.45 UJ	1.91 J	2.39 JN	1.84 J	< 0.518 UJ	< 0.386 UJ	< 0.367 UJ	< 0.391 UJ	< 0.406 UJ	< 0.511 UJ	< 0.527 UJ	2.19 J	1.05 J	6.39 JN
1,2,3,7,8-PeCDF	57117-41-6	pg/g	10.4	12.4 J-	1.99 JN	2.34	2.87	2.16 J	< 0.279 U	< 0.251 U	< 0.25 U	0.644 J	< 0.191 U	< 0.356 U	< 0.324 U	2.47	1.34 J	4.71
2,3,4,6,7,8-HxCDF	60851-34-5	pg/g	38.5 J	50.1 J	4 J	8.89	10.2	6.34	< 0.345 U	< 0.771 U	1.76 J	2.64	0.54 JN	1.73 J	< 0.313 U	8.27	3.18	12.7
2,3,4,7,8-PeCDF	57117-31-4	pg/g	44.3 J	79 J	10.9 JN	11.1 J	12.9 J	14.2 J	< 0.326 UJ	< 0.291 UJ	1.71 J	3.02 J	0.704 JN	1.93 JN	< 0.312 U	12.1 J+	5.42 J+	20.6 J+
2,3,7,8-TCDD	1746-01-6	pg/g	2.08 JN	2.02 JN	< 1.67 UJ	0.686 J	0.964 JN	0.95 J	< 0.952 UJ	< 0.977 UJ	< 0.949 UJ	< 0.954 UJ	< 0.916 UJ	< 0.988 UJ	< 0.988 UJ	< 0.971 UJ	< 0.951 UJ	< 2.44 UJ
2,3,7,8-TCDF	51207-31-9	pg/g	18.9	22.7 J-	7.18 J-	4.39	5.5	5.72	< 0.532 UJ	< 0.326 U	< 0.394 U	1.36 JN	< 0.328 U	< 0.539 UJ	< 0.399 U	4.97	2.5	9.08
OCDD	3268-87-9	pg/g	13100 J	13700 J	871 J-	2420 J	9100 J	3190 J	42.7 J	107 J	546 J	1310 J	247 J	317	11.6	3280	1140	4650
OCDF	39001-02-0	pg/g	1150	960 J-	74.8 J-	225	479	222	5.36	10.6	52.5	150	20.6	50.2	0.884 JN	280	109	372
Total HpCDD	RA_Total_HpCDD	pg/g	3560	3250	236	697	1071	708	12.86	32.7	135.3	336	68.3	100.6	3.37	882	324	1197
Total HpCDF	RA_Total_HpCDF	pg/g	2081.7	1801.6	133.97	390.07	723.03	347.82	12.54	21.44	79.98	175.38	34.631	159.27	1.787	526.08	206.75	740.36
Total HxCDD	RA_Total_HxCDD	pg/g	623.22	502.56	45.42	131.98	183.82	103.709	4.082	8.298	22.349	53.294	12.484	27.836	< 0.463 U	159.44	58.74	214.4
Total HxCDF	RA_Total_HxCDF	pg/g	825.02	817.88	66.37	162.227	245.394	140.831	4.562 U	6.441 U	30.846	54.884	11.798	51.5	< 0.350 U	185.83	70.253	275.57
Total PeCDD	RA_Total_PeCDD	pg/g	81.94	53.7	< 1.45 U	19.53	23.991	15.707	< 0.518 U	< 0.386 U	1.78 U	4.27 U	< 0.406 U	2.433 U	< 0.527 U	19.109	6.681	29.66
Total PeCDF	RA_Total_PeCDF	pg/g	372.23	535.91	66.18	89.52	115.87	99.07	< 0.354 U	< 0.291 U	10.93	23.18	5.319	12.44	< 0.324 U	88.509	36.273	151.2
Total TCDD	RA_Total_TCDD	pg/g	27.63	16.94	< 1.67 U	5.822	5.485	4.03	< 0.952 U	< 0.977 U	< 0.949 U	< 0.954 U	< 0.916 U	< 0.988 U	< 0.988 U	2.95 U	0.935 U	< 2.44 U
Total TCDF	RA_Total_TCDF	pg/g	326.53	619.21	80.27	96.363	105.27	167.87	< 0.532 U	< 0.326 U	4.154 U	18.498	< 0.328 U	1.16 U	< 0.399 U	62.241	24.115	160.27
Total PCDD/F TEQ (Bird)	RA-TEQ-B-DF	pg/g	109.95	143.781	21.40578	25.447	33.3869	28.3041	0.182916	0.25886	3.08185	7.069	1.29327	3.64022	0.0135684	27.4701	12.0381	48.6972
Total PCDD/F TEQ (Fish)	RA-TEQ-F-DF	pg/g	73.006	84.868	9.75438	16.496	22.4864	16.4298	0.410616	0.56882	2.58145	4.6605	1.16627	2.93352	0.0135684	17.6371	7.3982	30.5707
Total PCDD/F TEQ (Mammal)	RA-TEQ-M-DF	pg/g	95.654	9.36514	19.5927	29.6198	18.7568	0.364918	0.63048	3.03635	6.42162	1.42299	3.35546	0.0315452	22.0642	8.8066	36.3609	11.182
PCB Congeners																		
PCB-001	2051-60-7	ng/g	38.5	8.88	1.71	51.7 J	18	2.97	< 0.0328 U	< 0.0336 U	1.2	1.8	< 0.0315 U	< 0.034 U	9.93	< 0.0334 U	2.36	12.1
PCB-002	2051-61-8	ng/g	0.583	< 0.0457 U	< 0.0455 U	0.576	0.462	0.43	< 0.0459 U	< 0.0471 U	< 0.0457 U	< 0.046 U	< 0.0442 U	< 0.0476 U	0.262	< 0.0468 U	< 0.0458 U	0.281
PCB-003	2051-62-9	ng/g	15.6	3.68	< 0.0468 U	20.7	12.6	6.32	< 0.0473 U	< 0.0485 U	< 0.0471 U	0.965	< 0.0455 U	< 0.049 U	8.13	< 0.0482 U	1.36	8.93
PCB-004/010	PCB-4/10	ng/g	80.2 J	34.6	10.5	154 J	47.6 J	22	< 0.0825 U	< 0.0847 U	2.31	4.16	0.805	< 0.0856 U	22.2	< 0.0841 U	5.29	32.1
PCB-005/008	PCB-5/8	ng/g	83.4 J	44.5 J	10.9	132 J	62.4 J	84.3 J	< 0.0758 U	< 0.0778 U	2.99	3.44	0.817	< 0.0787 U	37.4	< 0.0773 U	8	35.2
PCB-006	25569-80-6	ng/g	15.4	7.64	2.84	29.9	12	73.5 J	< 0.0444 U	< 0.0456 U	0.55	0.61	< 0.0427 U	< 0.0461 U	5.32	< 0.0453 U	1.01	5.93
PCB-007/009	PCB-7/9	ng/g	3.03	1.41	< 0.0827 U	4.26	2.18	5.28	< 0.0835 U	< 0.0856 U	< 0.0831 U	< 0.0835 U	< 0.0803 U	< 0.0866 U	1.12	< 0.0851 U	< 0.0832 U	1.14
PCB-011	2050-67-1	ng/g	3.82	1.64	< 0.0431 U	4.33	2.38	6.53	< 0.0434 U	< 0.0446 U	< 0.0433 U	< 0.0435 U	< 0.0418 U	< 0.0451 U	1.42	< 0.0443 U	< 0.0433 U	1.41
PCB-012/013	PCB-12/13	ng/g	11.3	6.95	< 0.107 U	14.3	7.96	28.7	< 0.108 U	< 0.111 U	< 0.107 U	0.472	< 0.104 U	< 0.112 U	4.33	< 0.11 U	< 0.108 U	4.94
PCB-014	34883-41-5	ng/g	< 0.0443 U	< 0.0423 U	< 0.0421 U	< 0.0412 U	< 0.0427 U	< 0.0404 U	< 0.0425 U	< 0.0436 U	< 0.0423 U	< 0.0425 U	< 0.0409 U	< 0.0441 U	< 0.0441 U	< 0.0433 U	< 0.0424 U	< 0.0443 U
PCB-015	2050-68-2	ng/g	101 J	136 J	37.2	124 J	69.6 J	120 J	< 0.0391 U	< 0.0401 U	3.22	5.74	1.02	< 0.0405 U	52.5 J	< 0.0398 U	10.3	59.3 J
PCB-016/032	PCB-16/32	ng/g	61.3 J	120 J	17.5	143 J	84.9 J	304 J	< 0.112 UJ	< 0.115 UJ	1.35 J	2.35 J	< 0.108 UJ	< 0.116 UJ	13.5 J	< 0.114 UJ	3.66 J	26.4 J
PCB-017	37680-66-3	ng/g	49.8 J	91.4 J	17.4	57.2 J	46.8 J	208 J	< 0.0522 UJ	< 0.0536 UJ	1.03 J	1.76 J	< 0.0502 UJ	< 0.0542 U	12.4	< 0.0532 U	3.72	21.3
PCB-018	37680-65-2	ng/g	26.1	113 J	18.3	35.4 J	33.5 J	329 J	< 0.0602 UJ	< 0.0618 UJ	0.603 J	1.24 J	< 0.0579 UJ	< 0.0625 U	5.74	< 0.0614 U	1.95	10.9
PCB-019	38444-73-4	ng/g	20.4	14.2	4.81	66.1 J	38.8 J	46.1 J	< 0.0412 UJ	< 0.0422 UJ	0.574 J	1.35 J	< 0.0396 UJ	< 0.0427 U	4.93	< 0.042 U	1.61	9.44
PCB-020/021/033	PCB-20/21/33	ng/g	11.3	47.5 J	5.28	11.5 J	7.47 J	107 J	< 0.135 UJ	< 0.139 UJ	< 0.135 UJ	0.779 J	< 0.13 UJ	< 0.141 U	3.76	< 0.138 U	1.18	5.36
PCB-022	38444-85-8	ng/g	30	223 J	17.7	15.5 J	8.11 J	154 J	< 0.045 UJ	< 0.0461 UJ	0.647 J	1.05 J	< 0.0433 UJ	< 0.0467 U	5.08	< 0.0459 U	1.78	9.75
PCB-023/034	PCB-23/34	ng/g	1.05	2.16	< 0.0786 U	1.28	1.01	7.06	< 0.0793 U	< 0.0813 U	< 0.0789 U	< 0.0793 U	< 0.0762 U	< 0.0822 U	0.347	< 0.0808 U	< 0.079 U	0.914
PCB-024/027	PCB-24/27	ng/g	18.9	25.3	3.64	40.6 J	22.6 J	38.5 J	< 0.0913 UJ	< 0.0936 UJ	0.385 J	0.688 J	< 0.0878 UJ	< 0.0947 U	3.72	< 0.0931 U	0.968	7.99
PCB-025	55712-37-3	ng/g	26.9	55.4 J	13	39.6 J	19.4 J	303 J	< 0.045 UJ	< 0.0461 UJ	0.647 J	0.974 J	< 0.0433 UJ	< 0.0467 U	7.5	< 0.0459 U	1.66	12.9
PCB-026	38444-81-4	ng/g	34.8	25.9	17.8	50.7 J	36 J	450 J	< 0.0368 UJ	< 0.0377 UJ	0.92 J	1.52 J	< 0.0354 UJ	< 0.0382 U	9.66	< 0.0375 U	2.38	22.5
PCB-028	7012-37-5	ng/g	244 J	1560 J	278 J	114 J	76 J	780 J	0.622 J	0.809 J	4.03 J	6.65 J	1.48 J	< 0.0435 UJ	48.2 J	0.292 J	12.3 J	118 J
PCB-029	15862-07-4	ng/g	< 0.058 U	< 0.0553 U	< 0.0551 U	< 0.0539 U	< 0.0559 U	< 0.0529 U	< 0.0556 U	< 0.0571 U	< 0.0554 U	< 0.0557 U	< 0.0535 U	< 0.0577 U	< 0.0577 U	< 0.0567 U	< 0.0555 U	< 0.058 U
PCB-030	35693-92-6	ng/g	< 0.0578 U	< 0.0551 U	< 0.0549 U	< 0.0537 U	< 0.0558 U	< 0.0528 U	< 0.0554 U	< 0.0569 U	< 0.0552 U	< 0.0555 U	< 0.0533 U	< 0.0575 U	< 0.0575 U	< 0.0565 U	< 0.0553 U	< 0.0578 U
PCB-031	16606-02-3	ng/g	191 J	615 J	72.1 J	92.7 J	62.2 J	626 J	0.21 J	0.477 J	1.68 J	4.64 J	0.92 J	< 0.0548 UJ	28.7 J	< 0.0538 UJ	8.14 J	76.9 J
PCB-035	37680-69-6	ng/g	6.04 J+	6.39 J+	< 0.0515 U	1.07 J+	1.44 J+	4.7 J+	< 0.052 U	< 0.0534 U	< 0.0518 U	< 0.0521 U	< 0.05 U	< 0.054 U	0.854 J+	< 0.053 U	< 0.0519 U	1.36 J+
PCB-036	38444-87-0	ng/g	< 0.0429 U	< 0.0409 U	< 0.0408 U	< 0.0399 U	< 0.0414 U	< 0.0392 U	< 0.0412 U	< 0.0422 U	< 0.041 U	< 0.0412 U	< 0.0396 U	< 0.0427 U	< 0.0427 U	< 0.042 U	< 0.041 U	< 0.0429 U
PCB-037	38444-90-5	ng/g	92.1 J	379 J	49.1 J	20.3 J	13.8 J	82.8 J	< 0.0484 UJ	< 0.0497 UJ	1.62 J	4.79 J	0.855 J	< 0.0502 UJ	17.3 J	< 0.0493 UJ	6.77 J	41.7 J
PCB-038	53555-66-1	ng/g	< 0.0644 U	< 0.0614 U	< 0.0612 U	< 0.0598 U	< 0.0621 U	< 0.0587 U	< 0.0617 U	< 0.0633 U	< 0.0615 U	< 0.0618 U	< 0.0594 U	< 0.064 U	< 0.0641 U	< 0.0629 U	< 0.0616 U	< 0.0643 U
PCB-039	38444-88-1	ng/g	1.18	1.23	< 0.0395 U	0.803	< 0.04 U	1.81	< 0.0398 U	< 0.0409 U	< 0.0397 U	< 0.0399 U	< 0.0383 U	< 0.0413 U	0.464	< 0.0406 U	< 0.0397 U	1.27
PCB-040	38444-93-8	ng/g	21.4	125 J	10.9	5.47 J	6.01 J	72.7 J	< 0.0478 UJ	< 0.0491 UJ	< 0.0476 UJ	0.44 J	< 0.046 UJ	< 0.0496 U	3.45	< 0.0488 U	1.26	4.71
PCB-041/064	PCB-41/64	ng/g	172 J	673 J	72.3 J	30.5 J	31.5 J	244 J	< 0.0802 UJ	0.373 J	1.44 J	5.71 J	0.949 J	< 0.0832 UJ	21.4 J	< 0.0818 UJ	7.9 J	56.9 J
PCB-042	36559-22-5	ng/g	94.8 J	427 J	41 J	26.9 J	22.2 J	169 J	< 0.1 UJ	< 0.103 UJ	0.824 J	1.75 J	< 0.0966 UJ	< 0.104 U	12.5	< 0.102 U	4.38	26.5
PCB-043/049	PCB-43/49	ng/g	363 J	1130 J	154 J	130 J	99.3 J	559 J	0.35 J	0.982 J	3.12 J	10.3 J	2.09 J	0.448	52.3 J	< 0.0938 U	18.3	153 J
PCB-044	41464-39-5	ng/g	165 J	782 J	104 J	52.8 J	47.1 J	469 J	0.193 J	0.548 J	1.89 J	3.4 J	0.806 J	< 0.0605 UJ	27 J	< 0.0595 UJ	10.5 J	55.3 J
PCB-045	70362-45-7	ng/g	14.1	74.6 J	9.32	7.96 J	10.3 J	71.9 J	< 0.041 UJ	< 0.042 UJ	0.256 J	0.453 J	< 0.0394 UJ	< 0.0425 U	2.49	< 0.0418 U	0.836	4.26
PCB-046	41464-47-5	ng/g	4.5	26.6	2.45	4.43	3.66	27.2	< 0.0457 U	< 0.0469 U	< 0.0455 U	< 0.0458 U	< 0.044 U	< 0.0474 U	0.875	< 0.0466 U	0.331	1.1
PCB-047/048/075	PCB-47/48/75	ng/g	350 J	941 J	171 J	122 J	83.7 J	251 J	0.261 J	0.729 J	2.46 J	8.78 J	1.53 J	0.418	64.2 J	< 0.183 U	22.1	154 J
PCB-050	62796-65-0	ng/g	1.4	3.03	< 0.054 U	1.43	0.987	2.06	< 0.0545 U	< 0.0559 U	< 0.0543 U	< 0.0545 U	< 0.0524 U	< 0.0565 U	< 0.0565 U	< 0.0556 U	< 0.0543 U	0.339
PCB-051	68194-04-7	ng/g	17.7	47.4 J	6.77	21.1 J	14.5 J	31.1 J	< 0.0459 UJ	< 0.0471 UJ	< 0.0457 UJ	0.395 J	< 0.0442 UJ	< 0.0476 U	2.35	< 0.0468 U	0.604	4.49
PCB-052/073	PCB-52/73	ng/g	295 J	1070 J	148 J	119 J	89.2 J	588 J	0.363 J	1.26 J	3.02 J	7.83 J	1.94 J	0.389 J	57 J	< 0.117 UJ	22.2 J	142 J
PCB-053	41464-41-9	ng/g	45.2 J	144 J	23.3	38.4 J	27.7 J	88.3 J	< 0.0412 UJ	< 0.0422 UJ	0.46 J	0.978 J	< 0.0396 UJ	< 0.0427 U	5.68	< 0.042 U	1.59	13
PCB-054	15968-05-5	ng/g	1.1	1.31	< 0.0453 U	2.96	1.48	1.94	< 0.0457 U	< 0.0469 U	< 0.0455 U	< 0.0458 U	< 0.044 U	< 0.0474 U	0.208	< 0.0466 U	< 0.0456 U	0.468
PCB-055	74338-24-2	ng/g	3.62 J	23 J	2.06 J	< 0.0735 U	0.419	1.19	< 0.0758 U	< 0.0778 U	< 0.0755 U	< 0.0759 U	< 0.0729 U	< 0.0787 U	0.429	< 0.0773 U	< 0.0756 U	1.1

Table 12
Phase 2 Reach Floodplain Soil Analytical Results
Phase 2 Data Evaluation Summary Memorandum
Lower Neponset River
Boston and Milton, Massachusetts

Analyte	CAS Number	Units	24D-0134 24D-0134-AS 6/27/2024 N 0 - 1 ft	24D-0134 24D-0134-BS 6/27/2024 N 1 - 2 ft	24D-0135 24D-0135-AS 6/27/2024 N 0 - 0.8 ft	24D-0136 24D-0136-AS 6/25/2024 N 0 - 1 ft	24D-0136 24D-0136-BS 6/25/2024 N 1 - 2 ft	24D-0136 24D-0136-CS 6/25/2024 N 2 - 3 ft	24D-0137 24D-0137-AS 6/25/2024 N 0 - 1 ft	24D-0137 24D-0137-BS 6/25/2024 N 1 - 2 ft	24D-0138 24D-0138-AS 6/25/2024 N 0 - 0.8 ft	24D-0139 24D-0139-AS 6/25/2024 N 0 - 1 ft	24D-0139 24D-0139-BS 6/25/2024 N 1 - 2 ft	24D-0140 24D-0140-AS 6/26/2024 N 0 - 1 ft	24D-0140 24D-0140-BS 6/26/2024 N 1 - 2 ft	24D-0141 24D-0141-AS 6/26/2024 N 0 - 1 ft	24D-0141 24D-0141-BS 6/26/2024 N 1 - 1.4 ft	24D-0142 24D-0142-AS 6/26/2024 N 0 - 1 ft
PCB-056/060	PCB-56/60	ng/g	206 J	1140 J	101 J	18.2 J	20.7 J	52.7 J	< 0.164 UJ	< 0.168 UJ	2.42 J	10.3 J	2.1 J	< 0.17 UJ	30.3 J	< 0.167 UJ	16.5 J	77.4 J
PCB-057	70424-67-8	ng/g	3.54	8.29	1.92	1.57	1.26	8.27	< 0.0404 U	< 0.0414 U	< 0.0402 U	< 0.0404 U	< 0.0389 U	< 0.0419 U	0.508	< 0.0412 U	< 0.0403 U	1.82
PCB-058	41464-49-7	ng/g	1.48	3.86	< 0.0506 U	0.358	< 0.0514 U	1.7	< 0.0511 U	< 0.0524 U	< 0.0509 U	< 0.0511 U	< 0.0491 U	< 0.053 U	0.255	< 0.0521 U	< 0.0509 U	0.502
PCB-059	74472-33-6	ng/g	14.1	72 J	7.19	3.11 J	4.07 J	28.9 J	< 0.0694 UJ	< 0.0712 UJ	0.206 J	0.421 J	< 0.0667 UJ	< 0.072 U	2.34	< 0.0707 U	0.965	4.4
PCB-061/074	PCB-61/74	ng/g	217 J	970 J	146 J	25.9 J	21.8 J	104 J	0.233 J	< 0.0878 UJ	1.83 J	5.65 J	1.06 J	< 0.0888 UJ	33.2 J	< 0.0872 UJ	14.6 J	101 J
PCB-062	54230-22-7	ng/g	< 0.0481 U	< 0.0459 U	< 0.0457 U	< 0.0447 U	< 0.0464 U	< 0.0439 U	< 0.0461 U	< 0.0473 U	< 0.0459 U	< 0.0461 U	< 0.0444 U	< 0.0478 U	< 0.0478 U	< 0.047 U	< 0.046 U	< 0.0481 U
PCB-063	74472-34-7	ng/g	30.2	87.7 J	16.5	6.6 J	4.79 J	26.1 J	< 0.0372 UJ	< 0.0381 UJ	0.276 J	0.732 J	< 0.0357 UJ	< 0.0385 U	5.57	< 0.0379 U	1.98	16.2
PCB-065	33284-54-7	ng/g	< 0.0672 U	< 0.064 U	< 0.0638 U	< 0.0624 U	< 0.0648 U	< 0.0613 U	< 0.0644 U	< 0.0661 U	< 0.0641 U	< 0.0644 U	< 0.062 U	< 0.0668 U	< 0.0668 U	< 0.0657 U	< 0.0642 U	< 0.0671 U
PCB-066/080	PCB-66/80	ng/g	419 J	1760 J	203 J	48 J	48.8 J	141 J	0.308 J	0.643 J	4.5 J	23.3 J	4.17 J	0.273 J	70.6 J	0.157 J	34.6 J	186 J
PCB-067	73575-53-8	ng/g	10.6	52.5 J	6.4	1.63 J	1.5 J	9.66 J	< 0.0585 UJ	< 0.06 UJ	< 0.0583 UJ	< 0.0585 UJ	< 0.0563 UJ	< 0.0607 U	1.28	< 0.0596 U	0.507	3.95
PCB-068	73575-52-7	ng/g	5.55 J	8.84 J	1.12 J	3.29	2.2	3.95	< 0.0682 U	< 0.07 U	< 0.0679 U	< 0.0683 U	< 0.0656 U	< 0.0708 U	1.2	< 0.0696 U	0.416	3.6
PCB-069	60233-24-1	ng/g	1.47 J	< 0.0508 UJ	< 0.0506 UJ	0.825	< 0.0514 U	0.905	< 0.0511 U	< 0.0524 U	< 0.0509 U	< 0.0511 U	< 0.0491 U	< 0.053 U	< 0.053 U	< 0.0521 U	< 0.0509 U	0.636
PCB-070	32598-11-1	ng/g	368 J	1600 J	174 J	50.2 J	47.4 J	106 J	0.284 J	0.779 J	4.01 J	19.5 J	3.71 J	0.35 J	59.2 J	0.17 J	30 J	150 J
PCB-071	41464-46-4	ng/g	56 J	234 J	16.6	32.3 J	25.5 J	131 J	< 0.0594 UJ	< 0.061 UJ	0.596 J	1.36 J	0.315 J	< 0.0617 U	5.91	< 0.0606 U	1.79	16.5
PCB-072	41464-42-0	ng/g	8.36	12.1	2.58	3.4	2.65	7.62	< 0.0528 U	< 0.0542 U	< 0.0526 U	0.44	< 0.0508 U	< 0.0548 U	1.33	< 0.0538 U	0.43	4.71
PCB-076	70362-48-0	ng/g	< 0.0787 U	< 0.075 U	< 0.0748 U	< 0.0731 U	< 0.0759 U	< 0.0718 U	< 0.0755 U	< 0.0774 U	< 0.0751 U	< 0.0755 U	< 0.0726 U	< 0.0783 U	< 0.0783 U	< 0.0769 U	< 0.0752 U	< 0.0786 U
PCB-077	32598-13-3	ng/g	48.8 J	177 J	26.6 J+	7.35 J	7.45 J	23.8 J	< 0.0379 UJ	< 0.0389 UJ	0.79 J	4.23 J	1.01 J	< 0.0393 U	10.8 J+	< 0.0387 U	5.35 J+	26.2 J+
PCB-078	70362-49-1	ng/g	< 0.0819 U	< 0.0781 U	< 0.0778 U	< 0.0761 U	< 0.0789 U	< 0.0747 U	< 0.0785 U	< 0.0805 U	< 0.0782 U	< 0.0786 U	< 0.0755 U	< 0.0814 U	< 0.0815 U	< 0.08 U	< 0.0783 U	< 0.0818 U
PCB-079	41464-48-6	ng/g	< 0.0459 U	< 0.0438 U	< 0.0436 U	< 0.0426 U	< 0.0443 U	< 0.0419 U	< 0.044 U	< 0.0452 U	< 0.0438 U	< 0.044 U	< 0.0423 U	< 0.0457 U	< 0.0457 U	< 0.0449 U	< 0.0439 U	< 0.0459 U
PCB-081	70362-50-4	ng/g	5.16 J+	17.6 J+	2.98 J+	1.03 J	0.769 J	1.51 J	< 0.0697 UJ	< 0.0716 UJ	< 0.0694 UJ	0.249 J	< 0.0671 UJ	< 0.0724 U	0.929 J+	< 0.0711 U	0.436 J+	2.18 J+
PCB-082	52663-62-4	ng/g	22.1	100 J	12.8	7 J	5.33 J	18.9 J	< 0.0741 UJ	< 0.0761 UJ	0.433 J	1.66 J	0.446 J	< 0.0769 U	5.72	< 0.0756 U	2.68	10.7
PCB-083/109	PCB-83/109	ng/g	13.4	39.3 J	8.19	4.6 J	3.89 J	12.8 J	< 0.17 UJ	< 0.174 UJ	< 0.169 UJ	0.733 J	< 0.163 UJ	< 0.176 U	3.72	< 0.173 U	1.44	6.68
PCB-084	52663-60-2	ng/g	39.3	141 J	20.6	17.9 J	13.4 J	50.1 J	< 0.0669 UJ	< 0.0686 UJ	0.462 J	1.63 J	0.422 J	< 0.0694 U	9.36	< 0.0682 U	3.82	16
PCB-085/120	PCB-85/120	ng/g	59.3 J	201 J	40 J	13.7 J	11.2 J	31.7 J	< 0.109 UJ	< 0.112 UJ	1.08 J	5.88 J	1.36 J	< 0.113 U	16.3	< 0.112 U	7.79	31.3
PCB-086/097	PCB-86/97	ng/g	61.9 J	227 J	39.8 J	20.3 J	13.6 J	37.6 J	< 0.126 UJ	< 0.129 UJ	0.775 J	3.69 J	0.832 J	< 0.131 U	14.9	< 0.128 U	7.1	29
PCB-087/115/116	PCB-87/115/116	ng/g	91.4 J	288 J	55.1 J	35.8 J	22.4 J	51.2 J	< 0.309 UJ	< 0.317 UJ	1.39 J	7.5 J	1.85 J	< 0.32 U	23.4	< 0.315 U	10.4	47.6 J
PCB-088/121	PCB-88/121	ng/g	0.769	3	< 0.151 U	< 0.147 U	< 0.153 U	0.413	< 0.152 U	< 0.156 U	< 0.151 U	< 0.152 U	< 0.146 U	< 0.158 U	< 0.158 U	< 0.155 U	< 0.152 U	< 0.158 U
PCB-089/090/101	PCB-89/90/101	ng/g	182 J	536 J	102 J	68.7 J	44.3 J	98.3 J	< 0.108 UJ	0.855 J	2.59 J	11.3 J	2.71 J	0.729 J	44.1 J	< 0.111 UJ	20.1 J	90.7 J
PCB-091	68194-05-8	ng/g	48.4 J	130 J	22.3	18.9 J	14.5 J	42.2 J	< 0.0665 UJ	< 0.0682 UJ	0.754 J	3.14 J	0.662 J	< 0.069 U	10.2	< 0.0678 U	3.95	23.9
PCB-092	52663-61-3	ng/g	42.1 J	94.8 J	20.2	16.8 J	12.2 J	31.5 J	< 0.0278 UJ	< 0.0285 UJ	0.554 J	2.51 J	0.573 J	< 0.0289 U	10.5	< 0.0284 U	4.38	23.4
PCB-093/095	PCB-93/95	ng/g	131 J	380 J	66.9 J	55.5 J	41.7 J	127 J	< 0.0836 UJ	0.565 J	1.67 J	6.04 J	1.4 J	< 0.0868 U	30.3	< 0.0853 U	12.1	61.2 J
PCB-094	73575-55-0	ng/g	3.62	6.94	1.39	1.96	1.51	2.71	< 0.0453 U	< 0.0465 U	< 0.0452 U	< 0.0454 U	< 0.0436 U	< 0.047 U	1.26	< 0.0462 U	< 0.0452 U	1.9
PCB-096	73575-54-9	ng/g	1.74	5.69	0.954	1.19	1.08	3.81	< 0.0583 U	< 0.0598 U	< 0.0581 U	< 0.0583 U	< 0.0561 U	< 0.0605 U	0.383	< 0.0595 U	< 0.0581 U	0.813
PCB-098/102	PCB-98/102	ng/g	13.9	42 J	7.2	4.97 J	4.51 J	13 J	< 0.0957 UJ	< 0.0981 UJ	< 0.0953 UJ	0.528 J	< 0.092 UJ	< 0.0992 U	2.83	< 0.0975 U	0.83	5.12
PCB-099	38380-01-7	ng/g	122 J	365 J	73.9 J	34.4 J	26.3 J	65.5 J	< 0.045 UJ	0.441 J	1.9 J	8.91 J	2.24 J	0.685 J	32.2 J	< 0.0459 UJ	14.6 J	63.6 J
PCB-100	39485-83-1	ng/g	3.12	4.47	1.29	1.99	1.1	1.42	< 0.0556 U	< 0.0571 U	< 0.0554 U	< 0.0557 U	< 0.0535 U	< 0.0577 U	0.669	< 0.0567 U	< 0.0555 U	1.91
PCB-103	60145-21-3	ng/g	3.17	5.68	1.35	1.61	1.25	2.37	< 0.0562 U	< 0.0577 U	< 0.056 U	< 0.0562 U	< 0.0541 U	< 0.0583 U	0.652	< 0.0573 U	< 0.0561 U	1.75
PCB-104	56558-16-8	ng/g	< 0.0449 U	< 0.0428 U	< 0.0427 U	< 0.0417 U	< 0.0433 U	< 0.041 U	< 0.0431 U	< 0.0442 U	< 0.0429 U	< 0.0431 U	< 0.0414 U	< 0.0447 U	< 0.0447 U	< 0.0439 U	< 0.0429 U	< 0.0449 U
PCB-105/127	PCB-105/127	ng/g	98.7 J	394 J	66.4 J	29 J	15.4 J	28.6 J	< 0.0676 UJ	< 0.0694 UJ	1.55 J	9.55 J	2.31 J	< 0.0702 U	28.2	< 0.069 U	14.4	58.7 J
PCB-106/118	PCB-106/118	ng/g	195 J	608 J	121 J	67.3 J	38.7 J	84.4 J	< 0.136 UJ	0.4 J	2.98 J	16 J	3.69 J	0.597 J	51.1 J	< 0.139 UJ	24.2 J	106 J
PCB-107/108	PCB-107/108	ng/g	18.1	52 J	10.9	5.39 J	3.57 J	8.84 J	< 0.122 UJ	< 0.125 UJ	< 0.121 UJ	1.37 J	< 0.117 UJ	< 0.127 U	5.02	< 0.124 U	2.29	9.8
PCB-110	38380-03-9	ng/g	248 J	662 J	122 J	90.8 J	65.8 J	208 J	< 0.0453 UJ	0.813 J	3.98 J	18.1 J	4.16 J	0.827 J	63.7 J	< 0.0462 UJ	28.1 J	128 J
PCB-111/117	PCB-111/117	ng/g	< 0.286 U	< 0.273 U	< 0.272 U	< 0.266 U	< 0.276 U	< 0.261 U	< 0.274 U	< 0.282 U	< 0.273 U	< 0.275 U	< 0.264 U	< 0.285 U	< 0.285 U	< 0.28 U	< 0.274 U	< 0.286 U
PCB-112	74472-36-9	ng/g	1.4	3.35	0.97	0.362	0.473	0.831	< 0.0554 U	< 0.0569 U	< 0.0552 U	< 0.0555 U	< 0.0533 U	< 0.0575 U	0.372	< 0.0565 U	< 0.0553 U	0.711
PCB-113	68194-10-5	ng/g	1.41	< 0.0457 U	< 0.0455 U	< 0.0445 U	< 0.0462 U	< 0.0437 U	< 0.0459 U	< 0.0471 U	< 0.0457 U	< 0.046 U	< 0.0442 U	< 0.0476 U	< 0.0477 U	< 0.0468 U	< 0.0458 U	0.885
PCB-114	74472-37-0	ng/g	7.38	29.9	6.15	1.92 J	1.03 J	2.22 J	< 0.0715 UJ	< 0.0733 UJ	< 0.0712 UJ	0.523 J	< 0.0687 UJ	< 0.0741 U	1.96	< 0.0729 U	1.04	4.29
PCB-119	56558-17-9	ng/g	10.8	20.1	4.61	3.61 J	2.9 J	7.01 J	< 0.0551 UJ	< 0.0565 UJ	< 0.0548 UJ	0.681 J	< 0.053 UJ	< 0.0571 U	2.46	< 0.0561 U	1.07	5.76
PCB-122	76842-07-4	ng/g	2.72	13.2	2.33	0.681 J	0.594 J	0.906 J	< 0.0789 UJ	< 0.0809 UJ	< 0.0786 UJ	0.513 J	< 0.0759 UJ	< 0.0818 U	0.784	< 0.0804 U	0.453	1.63
PCB-123	65510-44-3	ng/g	7.7 J+	21.1 J+	3.95 J+	2.03 J	1.64 J	2.47 J	< 0.0612 UJ	< 0.0628 UJ	< 0.0609 UJ	0.73 J	< 0.0588 UJ	< 0.0635 U	1.82 J+	< 0.0624 U	0.837 J+	3.52 J+
PCB-124	70424-70-3	ng/g	7.97	23.9	4.36	2.39 J	1.72 J	2.35 J	< 0.0343 UJ	< 0.0352 UJ	< 0.0342 UJ	0.662 J	< 0.033 UJ	< 0.0356 U	1.94	< 0.035 U	0.9	3.72
PCB-125	74472-39-2	ng/g	1.02	3.94	0.583	< 0.0406 U	< 0.0422 U	< 0.0399 U	< 0.0419 U	< 0.043 U	< 0.0417 U	< 0.0419 U	< 0.0403 U	< 0.0435 U	0.342	< 0.0427 U	< 0.0418 U	0.505
PCB-126	57465-28-8	ng/g	2.22 J+	4.43 J+	< 0.0487 U	< 0.0476 U	< 0.0494 U	< 0.0468 U	< 0.0492 U	< 0.0504 U	< 0.049 U	< 0.0492 U	< 0.0473 U	< 0.051 U	0.637 J+	< 0.0501 U	< 0.049 U	1.09 J+
PCB-128	38380-07-3	ng/g	22.8	46.3 J	11.1	14.1 J	7.89 J	10.4 J	< 0.0678 UJ	< 0.0696 UJ	0.642 J	2.22 J	0.538 J	< 0.0704 U	6.18	< 0.0692 U	2.56	11.7
PCB-129	55215-18-4	ng/g	5.42	12.4	2.48	3.56 J	1.76 J	2.42 J	< 0.0937 UJ	< 0.0962 UJ	< 0.0934 UJ	0.54 J	< 0.0902 UJ	< 0.0973 U	1.22	< 0.0956 U	0.495	2.4
PCB-130	52663-66-8	ng/g	7.9	15.5	3.56	4.44 J	2.66 J	4.35 J	< 0.0926 UJ	< 0.095 UJ	< 0.0922 UJ	0.591 J	< 0.0891 UJ	< 0.0961 U	2.27	< 0.0944 U	0.906	4.13
PCB-131/142	PCB-131/142	ng/g	1.6	3.52	0.889	0.972	0.609	0.907	< 0.0208 U	< 0.0213 U	< 0.0207 U	< 0.0208 U	< 0.02 U	< 0.0215 U	0.32	< 0.0212 U	< 0.0207 U	0.58
PCB-132/168	PCB-132/168	ng/g	35.9	69.7 J	15.9	20.6 J	12.7 J	21.6 J	< 0.137 UJ	< 0.141 UJ	0.833 J	2.92 J	0.731 J	0.196 J	9.08	< 0.14 U	3.68	18.1
PCB-133	35694-04-3	ng/g	2.42	2.91	1.09	1.16	0.803	1.12	< 0.0993 U	< 0.102 U	< 0.0989 U	0.191 J	< 0.0955 U	< 0.103 U	0.647	< 0.101 U	0.353	1.37
PCB-134	52704-70-8	ng/g	6.2	10.8	2.73	3.44 J	2.02 J	3.28 J	< 0.132 UJ	< 0.135 UJ	< 0.131 UJ	0.444 J	< 0.127 UJ	< 0.137 U	1.53	< 0.134 U	0.507	3.08
PCB-135/144	PCB-135/144	ng/g	16.8	29.6	6.72	8.38 J	5.58 J	8.88 J	< 0.11 UJ	< 0.113 UJ	0.402 J	1.14 J	< 0.106 UJ	< 0.114 U	4.12	< 0.112 U	1.57	8.47
PCB-136	38411-22-2	ng/g	11.3	20.7	4.39	6.64 J	4.28 J	6.52 J	< 0.0772 UJ	< 0.0792 UJ	0.2 J	0.741 J	0.221 J	< 0.0801 U	2.63	< 0.0787 U	1.05	5.49
PCB-137	35694-06-5	ng/g	8.16	16.2	3.57	4.73 J	2.42 J	2.93 J	< 0.126 UJ	< 0.129 UJ	< 0.125 UJ	0.626 J	< 0.121 UJ	< 0.13 U	1.62	< 0.128 U	0.674	3.48
PCB-138/163/164	PCB-138/163/164	ng/g	138 J	236 J	63 J	68.6 J	38.4 J	50 J	< 0.132 UJ	0.382 J	2.77 J	10.7 J	2.47 J	0.792 J	33.3 J	< 0.134 UJ	14.5 J	63.9 J
PCB-139/149	PCB-139/149	ng/g	74.8 J	134 J	31.6	36.6 J	23.6 J	38.5 J	< 0.153 UJ	0.322 J	1.48 J	5.43 J	1.35 J	0.424 J	18.8 J	< 0.156 UJ	7.86 J	37.6 J
PCB-140	59291-64-4	ng/g	0.801	1.11	< 0.0604 U	0.357	0.32	0.548	< 0.061 U	< 0.0626 U	< 0.0607 U	< 0.061 U	< 0.0587 U	< 0.0633 U	0.273	< 0.0622 U	< 0.0608 U	0.434
PCB-141	52712-04-6	ng/g	17.7	38.5 J	7.84	9.79 J	5.53 J	6.65 J	< 0.115 UJ	< 0.117 UJ	0.367 J	1.32 J	0.367 J	< 0.119 U	3.93	< 0.117 U	1.83	8.02
PCB-143	68194-15-0	ng/g	0.591	1.26	< 0.0608 U	< 0.0594 U	< 0.0617 U	< 0.0584 U	< 0.0614 U	< 0.063 U	< 0.0611 U	< 0.0614 U	< 0.059 U	< 0.0637 U	< 0.0637 U	< 0.0626 U	< 0.0612 U	0.157 J
PCB-145	74472-40-5	ng/g	< 0.0799 U	0.223	< 0.0759 U	< 0.0742 U	< 0.077 U	< 0.0729 U	< 0.0766 U	< 0.0786 U	< 0.0763 U	< 0.0766 U	< 0.0737 U	< 0.0795 U	< 0.0795 U	< 0.0781 U	< 0.0764 U	< 0.0798 U
PCB-146	51908-16-8	ng/g	14.4	22.6	6.21	6.55 J	4.44 J	6.89 J	< 0.0547 UJ	< 0.0561 UJ	0.314 J	1.1 J	0.279 J	< 0.0567 U	3.7	< 0.0558 U	1.53	7.19
PCB-147	68194-13-8	ng/g	5.01	6.02	1.56	2.71 J	1.48 J	1.58 J	< 0.0741 UJ	< 0.0761 UJ	< 0.0738 UJ	0.386 J	< 0.0713 UJ	< 0.0769 U	1.18	< 0.0756 U	0.403	2.74
PCB-148	74472-41-6	ng/g	0.359	0.319	< 0.0655 U	0.18 J	< 0.0665 U	0.136 J	< 0.0661 U	< 0.0678 U	< 0.0658 U	< 0.0662 U	< 0.0636 U	< 0.0686 U	< 0.0686 U	< 0.0674 U	< 0.0659 U	0.225
PCB-150	68194-08-1	ng/g	0.299	0.403	< 0.0752 U	0.175 J	< 0.0763 U	< 0.0722 U	< 0.0758 U	< 0.0778 U	< 0.0755 U	< 0.0759 U	< 0.0729 U	< 0.0787 U	< 0.0787 U	< 0.0773 U	< 0.0756 U	0.183 J
PCB-151	52663-63-5	ng/g	17.7	30.6	7.42	8.44 J	5.83 J	9.27 J	< 0.0587 UJ	< 0.0602 UJ	0.405 J	1.18 J	0.368 J	< 0.0609 U	4.4	< 0.0598 U	1.98	9.38
PCB-152	68194-09-2	ng/g	0.301	0.463	< 0.0831 U	0.222	0.151 J	0.188	< 0.0838 U	< 0.086 U	< 0.0835 U	< 0.0839 U	< 0.0806 U	< 0.087 U	< 0.087 U	< 0.0855 U	< 0.0836 U	0.225

Table 12
Phase 2 Reach Floodplain Soil Analytical Results
Phase 2 Data Evaluation Summary Memorandum
Lower Neponset River
Boston and Milton, Massachusetts

Analyte	CAS Number	Units	24D-0134 24D-0134-AS 6/27/2024 N 0 - 1 ft	24D-0134 24D-0134-BS 6/27/2024 N 1 - 2 ft	24D-0135 24D-0135-AS 6/27/2024 N 0 - 0.8 ft	24D-0136 24D-0136-AS 6/25/2024 N 0 - 1 ft	24D-0136 24D-0136-BS 6/25/2024 N 1 - 2 ft	24D-0136 24D-0136-CS 6/25/2024 N 2 - 3 ft	24D-0137 24D-0137-AS 6/25/2024 N 0 - 1 ft	24D-0137 24D-0137-BS 6/25/2024 N 1 - 2 ft	24D-0138 24D-0138-AS 6/25/2024 N 0 - 0.8 ft	24D-0139 24D-0139-AS 6/25/2024 N 0 - 1 ft	24D-0139 24D-0139-BS 6/25/2024 N 1 - 2 ft	24D-0140 24D-0140-AS 6/26/2024 N 0 - 1 ft	24D-0140 24D-0140-BS 6/26/2024 N 1 - 2 ft	24D-0141 24D-0141-AS 6/26/2024 N 0 - 1 ft	24D-0141 24D-0141-BS 6/26/2024 N 1 - 1.4 ft	24D-0142 24D-0142-AS 6/26/2024 N 0 - 1 ft
PCB-153	35065-27-1	ng/g	82.8 J	142 J	36.1	39.4 J	24.2 J	32.4 J	< 0.0425 UJ	0.417 J	1.74 J	6.34 J	1.46 J	0.561 J	21.3 J	< 0.0433 UJ	9.19 J	40 J
PCB-154	60145-22-4	ng/g	2.37	2.52	0.759	1.12	0.781	0.974	< 0.0484 U	< 0.0497 U	< 0.0482 U	0.182 J	< 0.0466 U	< 0.0502 U	0.499	< 0.0493 U	0.238	1.32
PCB-155	33979-03-2	ng/g	< 0.0425 U	< 0.0405 U	< 0.0404 U	< 0.0395 U	< 0.041 U	< 0.0388 U	< 0.0408 U	< 0.0418 U	< 0.0406 U	< 0.0408 U	< 0.0392 U	< 0.0423 U	< 0.0423 U	< 0.0416 U	< 0.0407 U	< 0.0425 U
PCB-156	38380-08-4	ng/g	12.2	28.2	7.64	8.75 J	3.43 J	5.22 J	< 0.0591 UJ	< 0.0606 UJ	0.32 J	1.13 J	< 0.0568 UJ	< 0.0613 U	3.42	< 0.0602 U	1.35	6.58
PCB-157	69782-90-7	ng/g	3.59 J+	8.03 J+	1.67 J+	2.44 J	1.4 J	1.34 J	< 0.0566 UJ	< 0.0581 UJ	< 0.0564 UJ	0.36 J	< 0.0544 UJ	< 0.0587 U	1.02 J+	< 0.0577 U	0.366 J+	1.84 J+
PCB-158/160	PCB-158/160	ng/g	12.4	24.8	5.21	7.48 J	3.87 J	4.97 J	< 0.119 UJ	< 0.122 UJ	0.357 J	1.01 J	0.297 J	< 0.124 U	2.69	< 0.122 U	0.891	5.47
PCB-159	39635-35-3	ng/g	0.737	1.03	< 0.0667 U	0.32	< 0.0676 U	0.399	< 0.0673 U	< 0.069 U	< 0.067 U	< 0.0673 U	< 0.0647 U	< 0.0698 U	0.331	< 0.0686 U	< 0.0671 U	0.424
PCB-161	74472-43-8	ng/g	< 0.0662 U	< 0.0631 U	< 0.0629 U	< 0.0615 U	< 0.0638 U	< 0.0604 U	< 0.0634 U	< 0.0651 U	< 0.0632 U	< 0.0635 U	< 0.061 U	< 0.0658 U	< 0.0658 U	< 0.0647 U	< 0.0633 U	< 0.0661 U
PCB-162	39635-34-2	ng/g	0.715 J	1.23 J	< 0.0644 UJ	0.325	< 0.0653 U	0.264	< 0.065 U	< 0.0667 U	< 0.0647 U	< 0.065 U	< 0.0625 U	< 0.0674 U	0.285	< 0.0663 U	< 0.0648 U	0.382
PCB-165	74472-46-1	ng/g	< 0.0948 U	< 0.0904 U	< 0.0901 U	< 0.0881 U	< 0.0914 U	< 0.0865 U	< 0.0909 U	< 0.0933 U	< 0.0905 U	< 0.0909 U	< 0.0874 U	< 0.0943 U	< 0.0943 U	< 0.0927 U	< 0.0906 U	< 0.0947 U
PCB-166	41411-63-6	ng/g	0.922 J	1.63 J	0.357 J	0.468	< 0.0818 U	0.47	< 0.0814 U	< 0.0835 U	< 0.081 U	< 0.0814 U	< 0.0783 U	< 0.0844 U	0.221	< 0.083 U	< 0.0811 U	0.424
PCB-167	52663-72-6	ng/g	5.46	10.4	2.36	3.06 J	1.68 J	1.91 J	< 0.0556 UJ	< 0.0571 UJ	< 0.0554 UJ	0.463 J	< 0.0535 UJ	< 0.0577 U	1.37 J+	< 0.0567 U	0.466 J+	2.62 J+
PCB-169	32774-16-6	ng/g	< 0.0513 U	< 0.0489 UJ	< 0.0487 U	< 0.0476 U	< 0.0494 U	< 0.0468 U	< 0.0492 U	< 0.0504 U	< 0.049 U	< 0.0492 U	< 0.0473 U	< 0.051 U	< 0.051 U	< 0.0501 U	< 0.049 U	< 0.0512 U
PCB-170/190	PCB-170/190	ng/g	22.7	42.6 J	9.82	11 J	6.57 J	9.77 J	< 0.286 UJ	< 0.293 UJ	< 0.285 UJ	2.13 J	0.629 J	< 0.297 U	6.21	< 0.291 U	2.92	12.3
PCB-171	52663-71-5	ng/g	6	10.3	2.18	2.76 J	1.78 J	2.61 J	< 0.0638 UJ	< 0.0655 UJ	< 0.0636 UJ	0.479 J	< 0.0614 UJ	< 0.0662 U	1.5	< 0.0651 U	0.756	2.66
PCB-172/192	PCB-172/192	ng/g	2.87	5.11	1.2	1.24	1.06	1.27	< 0.141 U	< 0.145 U	< 0.14 U	0.247	< 0.136 U	< 0.146 U	0.792	< 0.144 U	< 0.141 U	1.37
PCB-173	68194-16-1	ng/g	0.654	0.903	< 0.0852 U	0.262	< 0.0864 U	0.274	< 0.0859 U	< 0.0882 U	< 0.0856 U	< 0.086 U	< 0.0827 U	< 0.0892 U	< 0.0892 U	< 0.0876 U	< 0.0857 U	0.309
PCB-174	38411-25-5	ng/g	18.7	36	8.39	7.5 J	5.1 J	8.46 J	< 0.101 UJ	< 0.103 UJ	0.463 J	1.57 J	0.469 J	< 0.105 U	5.1	< 0.103 U	2.38	9.52
PCB-175	40186-70-7	ng/g	0.829	1.13	< 0.0608 U	0.337	0.384	0.317	< 0.0614 U	< 0.063 U	< 0.0611 U	< 0.0614 U	< 0.059 U	< 0.0637 U	0.217	< 0.0626 U	< 0.0612 U	0.345
PCB-176	52663-65-7	ng/g	2.03	3.62	0.67	0.897	0.61	0.909	< 0.0661 U	< 0.0678 U	< 0.0658 U	0.139 J	< 0.0636 U	< 0.0686 U	0.5	< 0.0674 U	0.178 J	0.939
PCB-177	52663-70-4	ng/g	11.7	20.5	4.94	4.7 J	3.38 J	5.55 J	< 0.0857 UJ	< 0.088 UJ	0.303 J	0.899 J	< 0.0825 UJ	< 0.089 U	3.71	< 0.0874 U	1.67	6.6
PCB-178	52663-67-9	ng/g	4.6	7.02	1.68	1.65 J	1.25 J	1.94 J	< 0.0808 UJ	< 0.0829 UJ	< 0.0805 UJ	0.301 J	< 0.0777 UJ	< 0.0838 U	1.39	< 0.0824 U	0.691	2.69
PCB-179	52663-64-6	ng/g	6.67	11.3	3.06	2.67 J	2.02 J	3.27 J	< 0.0594 UJ	< 0.061 UJ	0.171 J	0.589 J	< 0.0572 UJ	< 0.0617 U	2	< 0.0606 U	0.879	3.7
PCB-180	35065-29-3	ng/g	40.6 J	73.5 J	14.9	17 J	12 J	17.6 J	< 0.0553 UJ	0.238 J	0.919 J	3.15 J	0.79 J	0.205 J	10 J	< 0.0563 UJ	4.65 J	19.2 J
PCB-181	74472-47-2	ng/g	< 0.0942 U	< 0.0898 U	< 0.0895 U	< 0.0875 U	< 0.0908 U	< 0.0859 U	< 0.0903 U	< 0.0927 U	< 0.0899 U	< 0.0904 U	< 0.0869 U	< 0.0937 U	< 0.0937 U	< 0.0921 U	< 0.0901 U	< 0.0941 U
PCB-182/187	PCB-182/187	ng/g	23.3	38.2 J	9.41	8.43 J	6.51 J	10.7 J	< 0.168 UJ	< 0.172 UJ	0.519 J	1.83 J	0.507 J	0.194 J	7.14	< 0.171 U	3.3	12.4
PCB-183	52663-69-1	ng/g	9.46	16.2	2.99	4.07 J	2.66 J	4 J	< 0.0695 UJ	< 0.0714 UJ	0.251 J	0.699 J	< 0.0669 UJ	< 0.0722 U	2.2	< 0.0709 U	0.989	4.21
PCB-184	74472-48-3	ng/g	< 0.0495 U	< 0.0472 U	< 0.047 U	< 0.046 U	< 0.0477 U	< 0.0451 U	< 0.0474 U	< 0.0487 U	< 0.0472 U	< 0.0475 U	< 0.0456 U	< 0.0492 U	< 0.0492 U	< 0.0484 U	< 0.0473 U	< 0.0495 U
PCB-185	52712-05-7	ng/g	2.24	4.58	1.11	0.83	0.741	0.944	< 0.0695 U	< 0.0714 U	< 0.0693 U	0.252	< 0.0669 U	< 0.0722 U	0.681	< 0.0709 U	0.378	1.21
PCB-186	74472-49-4	ng/g	< 0.0743 U	< 0.0709 U	< 0.0706 U	< 0.069 U	< 0.0717 U	< 0.0678 U	< 0.0713 U	< 0.0731 U	< 0.071 U	< 0.0713 U	< 0.0685 U	< 0.0739 U	< 0.0739 U	< 0.0727 U	< 0.0711 U	< 0.0743 U
PCB-188	74487-85-7	ng/g	< 0.0541 UJ	< 0.0515 UJ	< 0.0514 UJ	< 0.0502 U	< 0.0521 U	< 0.0493 U	< 0.0518 U	< 0.0532 U	< 0.0516 U	< 0.0519 U	< 0.0499 U	< 0.0538 U	< 0.0538 U	< 0.0528 U	< 0.0517 U	< 0.054 U
PCB-189	39635-31-9	ng/g	1.35 J+	1.94 J+	0.588 J+	0.602 J+	0.37 J+	0.465 J+	< 0.0534 U	< 0.0547 U	< 0.0531 U	< 0.0534 U	< 0.0513 U	< 0.0554 U	0.395 J+	< 0.0544 U	0.301 J+	0.577 J+
PCB-191	74472-50-7	ng/g	0.838 J	1.28 J	< 0.131 UJ	0.42	0.308	0.322	< 0.132 U	< 0.135 U	< 0.131 U	< 0.132 U	< 0.127 U	< 0.137 U	0.245	< 0.135 U	< 0.132 U	0.386
PCB-193	69782-91-8	ng/g	1.94	3.37	1.03	0.819	0.647	0.805	< 0.178 U	< 0.183 U	< 0.177 U	0.187 J	< 0.171 U	< 0.185 U	0.718	< 0.181 U	0.328	1.21
PCB-194	35694-08-7	ng/g	12.9	23	6.39	5.66 J	4.79 J	6.32 J	421 J	< 0.156 UJ	< 0.152 UJ	1.72 J	< 0.147 UJ	< 0.158 U	6.12	< 0.155 U	3.25	6.83
PCB-195	52663-78-2	ng/g	4.77	7.9	2.16	1.85	2.07	1.98	< 0.145 U	< 0.149 U	< 0.144 U	< 0.145 U	< 0.139 U	< 0.15 U	1.75	< 0.148 U	0.917	2.68
PCB-196/203	PCB-196/203	ng/g	13.5	22.7	6.54	5.5 J	4.03 J	6.76 J	< 0.128 UJ	< 0.131 UJ	< 0.127 UJ	1.51 J	< 0.123 UJ	< 0.132 U	4.02	< 0.13 U	2.04	6.86
PCB-197	33091-17-7	ng/g	0.447	0.534	< 0.0563 U	0.229	< 0.0571 U	0.228	< 0.0568 U	< 0.0583 U	< 0.0565 U	< 0.0568 U	< 0.0546 U	< 0.0589 U	< 0.0589 U	< 0.0579 U	< 0.0566 U	0.236
PCB-198	68194-17-2	ng/g	1.15	1.43	< 0.0955 U	< 0.0934 U	< 0.097 U	< 0.0917 U	< 0.0964 U	< 0.0989 U	< 0.096 U	< 0.0965 U	< 0.0927 U	< 0.1 U	< 0.1 U	< 0.0983 U	< 0.0961 U	< 0.1 U
PCB-199	52663-75-9	ng/g	11.3	19.1	5.09	4.41 J	3.91 J	5.83 J	< 0.0886 UJ	< 0.0909 UJ	< 0.0882 UJ	1.01 J	< 0.0852 UJ	< 0.0919 U	3.88	< 0.0903 U	1.97	6.31
PCB-200	52663-73-7	ng/g	1.63	2.23	1.01	0.519	0.948	0.672	< 0.0823 U	< 0.0845 U	< 0.082 U	< 0.0824 U	< 0.0792 U	< 0.0854 U	0.778	< 0.0839 U	0.373	0.775
PCB-201	40186-71-8	ng/g	1.14	2.22	< 0.0489 U	0.485	0.494	0.641	< 0.0493 U	< 0.0506 U	< 0.0491 U	< 0.0494 U	< 0.0475 U	< 0.0512 U	0.44	< 0.0503 U	< 0.0492 U	0.685
PCB-202	2136-99-4	ng/g	2.19	3.29	0.982	0.695	0.622	1	< 0.0617 U	< 0.0633 U	< 0.0615 U	< 0.0618 U	< 0.0594 U	< 0.064 U	0.791	< 0.0629 U	0.324	1.29
PCB-204	74472-52-9	ng/g	< 0.0996 U	< 0.0949 U	< 0.0946 U	< 0.0925 U	< 0.096 U	< 0.0908 U	< 0.0955 U	< 0.0979 U	< 0.0951 U	< 0.0955 U	< 0.0918 U	< 0.099 U	< 0.0991 U	< 0.0973 U	< 0.0952 U	< 0.0995 U
PCB-205	74472-53-0	ng/g	0.845	1.12	< 0.0523 U	0.385	< 0.0531 U	0.342	< 0.0528 U	< 0.0542 U	< 0.0526 U	< 0.0528 U	< 0.0508 U	< 0.0548 U	< 0.0548 U	< 0.0538 U	< 0.0526 U	0.39
PCB-206	40186-72-9	ng/g	7.43	9.73	2.55	2.38 J	2.03 J	3.16 J	< 0.0507 UJ	< 0.052 UJ	< 0.0505 UJ	0.625 J	< 0.0488 UJ	< 0.0526 U	2.12	< 0.0517 U	0.975	3.6
PCB-207	52663-79-3	ng/g	0.618	1.09	< 0.0663 U	0.273	< 0.0673 U	0.39	< 0.0669 U	< 0.0686 U	< 0.0666 U	< 0.0669 U	< 0.0643 U	< 0.0694 U	0.284	< 0.0682 U	< 0.0667 U	0.332
PCB-208	52663-77-1	ng/g	2.01	2.52	0.646	0.557	0.564	0.837	< 0.0669 U	< 0.0686 U	< 0.0666 U	< 0.0669 U	< 0.0643 U	< 0.0694 U	0.679	< 0.0682 U	0.286	0.88
PCB-209	2051-24-3	ng/g	3.83 J	3.02 J	1.01 J	0.806 J	1.12 J	0.982 J	< 0.044 UJ	< 0.0452 UJ	< 0.0438 UJ	0.359 J	< 0.0423 UJ	0.273 J	1.23 J	< 0.0449 UJ	0.498 J	1.69 J
Total Decachlorobiphenyls	RA_Total_DECPCB	ng/g	3.83	3.02	1.01	0.806	1.12	0.982	< 0.044 U	< 0.0452 U	< 0.0438 U	0.359	< 0.0423 U	0.273	1.23	< 0.0449 U	0.498	1.69
Total Dichlorobiphenyls	RA_Total_DIPCB	ng/g	298.15	232.74	61.44	462.79	204.12	340.31	< 0.108 U	< 0.111 U	9.07	14.422	2.642	< 0.112 U	124.29	< 0.110 U	24.6	140.02
Total Heptachlorobiphenyls	RA_Total_HEPPCB	ng/g	156.481	277.553	61.968	65.187	45.39	69.206	< 0.286 U	0.238	2.626	12.472	2.395	0.399	42.798	< 0.291 U	19.42	79.626
Total Hexachlorobiphenyls	RA_Total_HEXPCB	ng/g	509.655	918.968	224.155	265.009	155.834	224.116	< 0.153 U	1.121	9.83	39.014	8.081	1.973	126.336	< 0.156 U	52.399	247.914
Total Monochlorobiphenyls	RA_Total_MONPCB	ng/g	54.683	12.56	1.71	72.976	31.062	9.72	< 0.0473 U	< 0.0485 U	1.2	2.765	< 0.0455 U	< 0.0490 U	18.322	< 0.0482 U	3.72	21.311
Total Nonachlorobiphenyls	RA_Total_NONPCB	ng/g	10.058	13.34	3.196	3.21	2.594	4.387	< 0.0669 U	< 0.0686 U	< 0.0666 U	0.625	< 0.0643 U	< 0.0694 U	3.083	< 0.0682 U	1.261	4.812
Total Octachlorobiphenyls	RA_Total_OCTPCB	ng/g	49.872	83.524	22.172	19.733	16.864	23.773	421	< 0.156 U	< 0.152 U	4.24	< 0.147 U	< 0.158 U	17.779	< 0.155 U	8.874	26.056
Total Pentachlorobiphenyls	RA_Total_PENPCB	ng/g	1441.64	4405.8	817.227	508.803	350.097	936.15	< 0.309 U	3.074	20.118	101.65	22.655	2.838	364.829	< 0.315 U	162.48	740.184
Total Tetrachlorobiphenyls	RA_Total_TETPCB	ng/g	2944.08	11611.8	1450.99	766.713	626.945	3223.51	1.992	5.314	28.098	106.218	19.68	1.878	473.304	0.327	197.575	1212.26
Total Trichlorobiphenyls	RA_Total_TRICPB	ng/g	814.87	3279.48	514.63	689.753	452.03	3441.97	0.832	1.286	13.486	27.791	3.255	< 0.141 U	162.155	0.292	46.118	366.684
Total PCB Congeners	RA_Tot_PCB_Cong	ng/g	6283.32	20838.8	3158.5	2854.98	1886.06	8274.12	423.824	11.033	84.428	309.556	58.708	7.361	1334.13	0.619	516.945	2840.56
Total PCB TEQ (Bird)	RA-TEQ-B-PCB	ng/g	3.1922821	11.1054274	1.63746498	0.47544092	0.4519499	1.34563045	< 0	0.000004	0.0397168	0.23772823	0.0507679	0.00000597	0.70060685	< 0	0.31307364	1.64526817
Total PCB TEQ (Fish)	RA-TEQ-F-PCB	ng/g	0.0202169	0.05415785	0.00519879	0.00182551	0.00144775	0.003768125	< 0	0.000002	0.00010325	0.00069128	0.000131	0.000002985	0.005175925	< 0	0.0009678	0.010080635
Total PCB TEQ (Mammal)	RA-TEQ-M-PCB	ng/g	0.2383694	0.4990271	0.00984674	0.00449706	0.0028852	0.00663175	< 0	0.000012	0.0002245	0.00136038	0.000281	0.00001791	0.06773725	< 0	0.0019546	0.11779781
TAL Metals and Mercury																		
Aluminum	7429-90-5	mg/kg	5900	4200	2900	3900	3600 J-	2900 J-	4300 J-	4000 J-	5100	3400 J-	3600 J-	3400	5200	3300	3300	3600 J-
Calcium	7440-70-2	mg/kg	2300	1400	380 J	1200	1100	820	1000	1000	1500	1000	1300	1600	1400	910	650	800
Iron	7439-89-6	mg/kg	15000	5900	3300	11000	8200	6600	10000	8800	14000	8400	8800	6900	11000	8100	7600	8100
Magnesium	7439-95-4	mg/kg	1700	1400	630	1700	1500 J-	1100 J-	2000 J-	2000 J-	2400	1200 J-	1300 J-	1700	2000	1400	1300	1200 J-
Potassium	7440-09-7	mg/kg	270 J	< 570 U	< 490 U	75 J	170 J-	170 J-	330 J-	280 J-	140 J	280 J-	320 J-	300 J	560 J	210 J	200 J	180 J-
Sodium	7440-23-5	mg/kg	330 J	140 J-	< 490 UJ	< 470 UJ	120 J	120 J	< 380 U	< 400 U	120 J-	170 J	140 J	140 J	230 J	< 450 U	< 440 U	110 J
Antimony	7440-36-0	mg/kg	< 1.3 U	< 1.1 U	< 1.0 U	< 0.88 U	< 0.94 U	< 0.89 U	< 0.87 U	< 0.78 U	< 0.82 U	< 0.86 U	< 0.91 U	< 0.96 U	< 0.93 U	< 1.0 U	< 1.0 U	< 1.1 U
Arsenic	7440-38-2	mg/kg	5.4	2.0	0.84	2.3	2.4 J	1.7 J	2.0 J	1.7 J	1.4 J+	1.8 J	1.8 J	1.7	1.5 J+	3.8 J+	2.7 J+	3.6
Barium	7440-39-3	mg/kg	91	38	12	37	29	16	14	26	12	13	13	92	98	29	21	34
Beryllium	7440-41-7	mg/kg	< 0.64 U	< 0.53 U	< 0.52 U	< 0.44 U	< 0.47 UJ	< 0.45 UJ	< 0.44 UJ	< 0.39 UJ	< 0.41 U	< 0.43 UJ	< 0.46 UJ	< 0.48 UJ	< 0.46 U	< 0.50 U	< 0.51 U	< 0.54 UJ

Table 12
Phase 2 Reach Floodplain Soil Analytical Results
Phase 2 Data Evaluation Summary Memorandum
Lower Neponset River
Boston and Milton, Massachusetts

Analyte	CAS Number	Units	24D-0134 24D-0134-AS 6/27/2024 N 0 - 1 ft	24D-0134 24D-0134-BS 6/27/2024 N 1 - 2 ft	24D-0135 24D-0135-AS 6/27/2024 N 0 - 0.8 ft	24D-0136 24D-0136-AS 6/25/2024 N 0 - 1 ft	24D-0136 24D-0136-BS 6/25/2024 N 1 - 2 ft	24D-0136 24D-0136-CS 6/25/2024 N 2 - 3 ft	24D-0137 24D-0137-AS 6/25/2024 N 0 - 1 ft	24D-0137 24D-0137-BS 6/25/2024 N 1 - 2 ft	24D-0138 24D-0138-AS 6/25/2024 N 0 - 0.8 ft	24D-0139 24D-0139-AS 6/25/2024 N 0 - 1 ft	24D-0139 24D-0139-BS 6/25/2024 N 1 - 2 ft	24D-0140 24D-0140-AS 6/26/2024 N 0 - 1 ft	24D-0140 24D-0140-BS 6/26/2024 N 1 - 2 ft	24D-0141 24D-0141-AS 6/26/2024 N 0 - 1 ft	24D-0141 24D-0141-BS 6/26/2024 N 1 - 1.4 ft	24D-0142 24D-0142-AS 6/26/2024 N 0 - 1 ft
Cadmium	7440-43-9	mg/kg	< 0.64 UJ	0.15 J	< 0.52 U	0.27 J	0.37 J	0.089 J	< 0.44 U	< 0.39 U	0.099 J	< 0.43 U	< 0.46 U	0.13 J-	0.083 J	< 0.50 U	< 0.51 U	0.23 J-
Chromium, Total	7440-47-3	mg/kg	55 JEB	22 JEB	9.1 JEB	20 JEB	21 EB	11 EB	14 EB	17 EB	6.9 JEB	8.2 EB	7.6 EB	20 JEB	8.8 JEB	23 JEB	16 JEB	32 EB
Cobalt	7440-48-4	mg/kg	4.2 J+	2.8	1.1	5.0 J+	3.6	2.9	4.4	3.8	5.1 J+	2.8	3.2	7.5 J+	5.0 J+	2.3 J+	2.2 J+	7.8
Copper	7440-50-8	mg/kg	61 J+	25 J+	15 J+	25 J+	26 J	17 J	9.5 J	12 J	13 J	11 J	8.1 J	21 J+	10 J+	17 J+	13 J+	41
Lead	7439-92-1	mg/kg	150	64	21	63	66	39	8.0	10	7.9 J	12	4.4	5.4 J	3.5	51	22	88
Manganese	7439-96-5	mg/kg	180 JEB	61 JEB	40 JEB	230 JEB	110 JEB	76 JEB	120 JEB	140 JEB	170 JEB	110 JEB	82 JEB	2600 JEB	1800 JEB	63 JEB	75 JEB	250 EB
Nickel	7440-02-0	mg/kg	12 JEB	7.2 EB	3.0 JEB	10 JEB	8.9 EB	6.5 EB	7.7 EB	7.6 EB	4.2 JEB	5.0 EB	5.4 EB	13 JEB	8.4 JEB	9.0 JEB	7.3 JEB	12 EB
Selenium	7782-49-2	mg/kg	0.85 J	< 2.7 U	< 2.6 U	< 2.2 U	< 2.4 UJ	< 2.2 UJ	< 2.2 UJ	< 1.9 UJ	< 2.1 U	< 2.1 UJ	< 2.3 UJ	0.33 J	< 2.3 U	< 2.5 U	< 2.6 U	< 2.7 U
Silver	7440-22-4	mg/kg	0.33 J+	0.15 J	0.052 J	0.084 J	0.13 J	0.080 J	0.048 J	< 0.39 U	0.28 J	0.081 J	< 0.46 U	0.12 J+	0.060 J	0.12 J	0.072 J	0.27 J
Thallium	7440-28-0	mg/kg	0.064 J	0.064 J	0.046 J	0.044 J	< 0.47 U	< 0.45 U	0.044 J	0.031 J	< 0.41 U	< 0.43 U	< 0.46 U	0.15 J	0.042 J	< 0.50 U	< 0.51 U	0.065 J
Vanadium	7440-62-2	mg/kg	28	18	10	16	18	15	16	17	9.3	12	15	20	17	13	13	30
Zinc	7440-66-6	mg/kg	86 JEB	31 JEB	14 JEB	85 JEB	100 EB	42 EB	23 EB	25 EB	23 JEB	16 EB	14 EB	31 JEB	19 JEB	25 JEB	18 JEB	54 EB
Mercury	7439-97-6	mg/kg	0.64	0.44	0.077 J	0.13	0.31	0.070 J	< 0.10 U	0.056 J	0.061 J	0.049 J	< 0.12 U	0.026 J	< 0.12 U	0.20	0.13	0.32
TCL VOCs																		
1,1,1-Trichloroethane (TCA)	71-55-6	ug/kg	< 7.5 U	< 6.7 U	< 5.3 U	< 6.0 U	< 5.9 U	< 5.9 U	< 5.1 U	< 5.1 U	< 5.1 U	< 6.1 U	< 6.5 UJ	< 4.8 UJ	< 5.8 U	< 5.3 U	< 5.4 U	< 5.3 U
1,1,2,2-TETRACHLOROETHANE	79-34-5	ug/kg	< 7.5 U	< 6.7 U	< 5.3 U	< 6.0 U	< 5.9 U	< 5.9 U	< 5.1 U	< 5.1 U	< 5.1 U	< 6.1 U	< 6.5 U	< 4.8 U	< 5.8 U	< 5.3 U	< 5.4 U	< 5.3 U
1,1,2-TRICHLORO-1,2,2-TRIFLUOROETHANE	76-13-1	ug/kg	< 7.5 U	< 6.7 U	< 5.3 U	< 6.0 U	< 5.9 U	< 5.9 U	< 5.1 U	< 5.1 U	< 5.1 U	< 6.1 U	< 6.5 UJ	< 4.8 UJ	< 5.8 U	< 5.3 U	< 5.4 U	< 5.3 U
1,1,2-Trichloroethane	79-00-5	ug/kg	< 7.5 U	< 6.7 U	< 5.3 U	< 6.0 U	< 5.9 U	< 5.9 U	< 5.1 U	< 5.1 U	< 5.1 U	< 6.1 U	< 6.5 U	< 4.8 U	< 5.8 U	< 5.3 U	< 5.4 U	< 5.3 U
1,1-Dichloroethane	75-34-3	ug/kg	< 7.5 U	< 6.7 U	< 5.3 U	< 6.0 U	< 5.9 U	< 5.9 U	< 5.1 U	< 5.1 U	< 5.1 U	< 6.1 U	< 6.5 U	< 4.8 U	< 5.8 U	< 5.3 U	< 5.4 U	< 5.3 U
1,1-Dichloroethene	75-35-4	ug/kg	< 7.5 U	< 6.7 U	< 5.3 U	< 6.0 U	< 5.9 UJ	< 5.9 UJ	< 5.1 UJ	< 5.1 UJ	< 5.1 U	< 6.1 UJ	< 6.5 UJ	< 4.8 U	< 5.8 U	< 5.3 U	< 5.4 U	< 5.3 U
1,2,3-Trichlorobenzene	87-61-6	ug/kg	< 7.5 UJ	< 6.7 U	< 5.3 U	< 6.0 U	< 5.9 U	< 5.9 U	< 5.1 U	< 5.1 U	< 5.1 U	< 6.1 U	< 6.5 U	< 4.8 U	< 5.8 U	< 5.3 U	< 5.4 U	< 5.3 U
1,2,3-TRICHLOROPROPANE	96-18-4	ug/kg	< 7.5 U	< 6.7 U	< 5.3 U	< 6.0 U	< 5.9 U	< 5.9 U	< 5.1 U	< 5.1 U	< 5.1 U	< 6.1 U	< 6.5 U	< 4.8 U	< 5.8 U	< 5.3 U	< 5.4 U	< 5.3 U
1,2,4-TRICHLOROBENZENE	120-82-1	ug/kg	< 7.5 UJ	< 6.7 U	< 5.3 U	< 6.0 U	< 5.9 U	< 5.9 U	< 5.1 U	< 5.1 U	< 5.1 U	< 6.1 U	< 6.5 U	< 4.8 U	< 5.8 U	< 5.3 U	< 5.4 U	< 5.3 U
1,2,4-Trimethylbenzene	95-63-6	ug/kg	< 7.5 UJ	< 6.7 U	< 5.3 U	< 6.0 U	< 5.9 U	< 5.9 U	< 5.1 U	< 5.1 U	< 5.1 U	< 6.1 U	< 6.5 U	< 4.8 U	< 5.8 U	< 5.3 U	< 5.4 U	< 5.3 U
1,2-Dibromo-3-Chloropropane	96-12-8	ug/kg	< 7.5 UJ	< 6.7 U	< 5.3 U	< 6.0 U	< 5.9 U	< 5.9 U	< 5.1 U	< 5.1 U	< 5.1 U	< 6.1 U	< 6.5 U	< 4.8 U	< 5.8 U	< 5.3 U	< 5.4 U	< 5.3 U
1,2-Dibromoethane (Ethylene Dibromide)	106-93-4	ug/kg	< 7.5 U	< 6.7 U	< 5.3 U	< 6.0 U	< 5.9 U	< 5.9 U	< 5.1 U	< 5.1 U	< 5.1 U	< 6.1 U	< 6.5 UJ	< 4.8 UJ	< 5.8 U	< 5.3 U	< 5.4 U	< 5.3 U
1,2-Dichlorobenzene	95-50-1	ug/kg	< 7.5 UJ	< 6.7 U	< 5.3 U	< 6.0 U	< 5.9 U	< 5.9 U	< 5.1 U	< 5.1 U	< 5.1 U	< 6.1 U	< 6.5 U	< 4.8 U	< 5.8 U	< 5.3 U	< 5.4 U	< 5.3 U
1,2-Dichloroethane	107-06-2	ug/kg	< 7.5 U	< 6.7 U	< 5.3 U	< 6.0 U	< 5.9 U	< 5.9 U	< 5.1 U	< 5.1 U	< 5.1 U	< 6.1 U	< 6.5 UJ	< 4.8 UJ	< 5.8 U	< 5.3 U	< 5.4 U	< 5.3 U
1,2-DICHLOROPROPANE	78-87-5	ug/kg	< 7.5 U	< 6.7 U	< 5.3 U	< 6.0 U	< 5.9 U	< 5.9 U	< 5.1 U	< 5.1 U	< 5.1 U	< 6.1 U	< 6.5 U	< 4.8 U	< 5.8 U	< 5.3 U	< 5.4 U	< 5.3 U
1,3,5-Trimethylbenzene (Mesitylene)	108-67-8	ug/kg	< 7.5 UJ	< 6.7 U	< 5.3 U	< 6.0 U	< 5.9 U	< 5.9 U	< 5.1 U	< 5.1 U	< 5.1 U	< 6.1 U	< 6.5 U	< 4.8 U	< 5.8 U	< 5.3 U	< 5.4 U	< 5.3 U
1,3-DICHLOROBENZENE	541-73-1	ug/kg	< 7.5 UJ	< 6.7 U	< 5.3 U	< 6.0 U	< 5.9 U	< 5.9 U	< 5.1 U	< 5.1 U	< 5.1 U	< 6.1 U	< 6.5 U	< 4.8 U	< 5.8 U	< 5.3 U	< 5.4 U	< 5.3 U
1,4-DICHLOROBENZENE	106-46-7	ug/kg	< 7.5 UJ	< 6.7 U	< 5.3 U	< 6.0 U	< 5.9 U	< 5.9 U	< 5.1 U	< 5.1 U	< 5.1 U	< 6.1 U	< 6.5 U	< 4.8 U	< 5.8 U	< 5.3 U	< 5.4 U	< 5.3 U
2-HEXANONE	591-78-6	ug/kg	< 15 U	< 13 U	< 11 U	R	< 12 U	< 12 U	< 10 U	< 10 U	< 10 U	< 12 U	< 13 U	< 9.6 U	< 12 U	< 11 U	< 11 U	< 11 U
ACETONE	67-64-1	ug/kg	17 EB	< 13 U	< 11 U	R	< 12 U	< 12 U	< 10 U	< 10 U	< 10 U	< 12 U	< 13 U	< 9.6 U	< 12 U	< 11 U	< 11 U	< 11 U
Benzene	71-43-2	ug/kg	< 7.5 U	< 6.7 U	< 5.3 U	< 6.0 U	< 5.9 UJ	< 5.9 UJ	< 5.1 UJ	< 5.1 UJ	< 5.1 U	< 6.1 UJ	< 6.5 UJ	< 4.8 U	< 5.8 U	< 5.3 U	< 5.4 U	< 5.3 U
BROMOCHLOROMETHANE	74-97-5	ug/kg	< 7.5 U	< 6.7 U	< 5.3 U	< 6.0 U	< 5.9 U	< 5.9 U	< 5.1 U	< 5.1 U	< 5.1 U	< 6.1 U	< 6.5 U	< 4.8 U	< 5.8 U	< 5.3 U	< 5.4 U	< 5.3 U
BROMODICHLOROMETHANE	75-27-4	ug/kg	< 7.5 U	< 6.7 U	< 5.3 U	< 6.0 U	< 5.9 U	< 5.9 U	< 5.1 U	< 5.1 U	< 5.1 U	< 6.1 U	< 6.5 U	< 4.8 U	< 5.8 U	< 5.3 U	< 5.4 U	< 5.3 U
BROMOFORM	75-25-2	ug/kg	< 7.5 UJ	< 6.7 U	< 5.3 U	< 6.0 U	< 5.9 U	< 5.9 U	< 5.1 U	< 5.1 U	< 5.1 U	< 6.1 U	< 6.5 U	< 4.8 U	< 5.8 U	< 5.3 U	< 5.4 U	< 5.3 U
BROMOMETHANE	74-83-9	ug/kg	< 7.5 U	< 6.7 U	< 5.3 U	< 6.0 U	< 5.9 U	< 5.9 U	< 5.1 U	< 5.1 U	< 5.1 U	< 6.1 U	< 6.5 U	< 4.8 U	< 5.8 U	< 5.3 U	< 5.4 U	< 5.3 U
CARBON DISULFIDE	75-15-0	ug/kg	< 7.5 U	< 6.7 U	< 5.3 U	< 6.0 U	< 5.9 U	< 5.9 U	< 5.1 U	< 5.1 U	< 5.1 U	< 6.1 U	< 6.5 U	< 4.8 U	< 5.8 U	< 5.3 U	< 5.4 U	< 5.3 U
CARBON TETRACHLORIDE	56-23-5	ug/kg	< 7.5 U	< 6.7 U	< 5.3 U	< 6.0 U	< 5.9 U	< 5.9 U	< 5.1 U	< 5.1 U	< 5.1 U	< 6.1 U	< 6.5 UJ	< 4.8 UJ	< 5.8 U	< 5.3 U	< 5.4 U	< 5.3 U
Chlorobenzene	108-90-7	ug/kg	< 7.5 UJ	< 6.7 U	< 5.3 U	< 6.0 U	< 5.9 UJ	< 5.9 UJ	< 5.1 UJ	< 5.1 UJ	< 5.1 U	< 6.1 UJ	< 6.5 UJ	< 4.8 U	< 5.8 U	< 5.3 U	< 5.4 U	< 5.3 U
CHLOROETHANE	75-00-3	ug/kg	< 7.5 U	< 6.7 U	< 5.3 U	< 6.0 U	< 5.9 U	< 5.9 U	< 5.1 U	< 5.1 U	< 5.1 U	< 6.1 U	< 6.5 U	< 4.8 U	< 5.8 U	< 5.3 U	< 5.4 U	< 5.3 U
Chloroform	67-66-3	ug/kg	< 7.5 U	< 6.7 U	< 5.3 U	< 6.0 U	< 5.9 U	< 5.9 U	< 5.1 U	< 5.1 U	< 5.1 U	< 6.1 U	< 6.5 U	< 4.8 U	< 5.8 U	< 5.3 U	< 5.4 U	< 5.3 U
CHLOROMETHANE	74-87-3	ug/kg	< 7.5 U	< 6.7 U	< 5.3 U	< 6.0 U	< 5.9 U	< 5.9 U	< 5.1 U	< 5.1 U	< 5.1 U	< 6.1 U	< 6.5 U	< 4.8 U	< 5.8 U	< 5.3 U	< 5.4 U	< 5.3 U
CIS-1,2-DICHLOROETHYLENE	156-59-2	ug/kg	< 7.5 U	< 6.7 U	< 5.3 U	< 6.0 U	< 5.9 U	< 5.9 U	< 5.1 U	< 5.1 U	< 5.1 U	< 6.1 U	< 6.5 U	< 4.8 U	< 5.8 U	< 5.3 U	< 5.4 U	< 5.3 U
cis-1,3-Dichloropropene	10061-01-5	ug/kg	< 7.5 U	< 6.7 U	< 5.3 U	< 6.0 U	< 5.9 U	< 5.9 U	< 5.1 U	< 5.1 U	< 5.1 U	< 6.1 U	< 6.5 U	< 4.8 U	< 5.8 U	< 5.3 U	< 5.4 U	< 5.3 U
Cyclohexane	110-82-7	ug/kg	< 7.5 U	< 6.7 U	< 5.3 U	< 6.0 U	< 5.9 U	< 5.9 U	< 5.1 U	< 5.1 U	< 5.1 U	< 6.1 U	< 6.5 U	< 4.8 U	< 5.8 U	< 5.3 U	< 5.4 U	< 5.3 U
DIBROMOCHLOROMETHANE	124-48-1	ug/kg	< 7.5 U	< 6.7 U	< 5.3 U	< 6.0 U	< 5.9 U	< 5.9 U	< 5.1 U	< 5.1 U	< 5.1 U	< 6.1 U	< 6.5 U	< 4.8 U	< 5.8 U	< 5.3 U	< 5.4 U	< 5.3 U
Dichlorodifluoromethane	75-71-8	ug/kg	< 7.5 U	< 6.7 U	< 5.3 U	< 6.0 U	< 5.9 U	< 5.9 U	< 5.1 U	< 5.1 U	< 5.1 U	< 6.1 U	< 6.5 U	< 4.8 U	< 5.8 U	< 5.3 U	< 5.4 U	< 5.3 U
Ethylbenzene	100-41-4	ug/kg	< 7.5 U	< 6.7 U	< 5.3 U	< 6.0 U	< 5.9 U	< 5.9 U	< 5.1 U	< 5.1 U	< 5.1 U	< 6.1 U	< 6.5 U	< 4.8 U	< 5.8 U	< 5.3 U	< 5.4 U	< 5.3 U
Isopropylbenzene (Cumene)	98-82-8	ug/kg	< 7.5 UJ	< 6.7 U	< 5.3 U	< 6.0 U	< 5.9 U	< 5.9 U	< 5.1 U	< 5.1 U	< 5.1 U	< 6.1 U	< 6.5 U	< 4.8 U	< 5.8 U	< 5.3 U	< 5.4 U	< 5.3 U
m,p-Xylene	179601-23-1	ug/kg	< 7.5 U	< 6.7 U	< 5.3 U	< 6.0 U	< 5.9 U	< 5.9 U	< 5.1 U	< 5.1 U	< 5.1 U	< 6.1 U	< 6.5 U	< 4.8 U	< 5.8 U	< 5.3 U	< 5.4 U	< 5.3 U
METHYL ACETATE	79-20-9	ug/kg	< 7.5 U	< 6.7 U	< 5.3 U	< 6.0 U	< 5.9 U	< 5.9 U	< 5.1 U	< 5.1 U	< 5.1 U	< 6.1 U	< 6.5 UJ	< 4.8 UJ	< 5.8 U	< 5.3 U	< 5.4 U	< 5.3 U
Methyl Ethyl Ketone (2-Butanone)	78-93-3	ug/kg	< 15 U	< 13 U	< 11 U	R	< 12 U	< 12 U	< 10 U	< 10 U	< 10 U	< 12 U	< 13 U	< 9.6 U	< 12 U	< 11 U	< 11 U	< 11 U
METHYL ISOBUTYL KETONE (4-METHYL-2-PENTANONE)	108-10-1	ug/kg	< 15 U	< 13 U	< 11 U	R	< 12 U	< 12 U	< 10 U	< 10 U	< 10 U	< 12 U	< 13 U	< 9.6 U	< 12 U	< 11 U	< 11 U	< 11 U
Methylcyclohexane	108-87-2	ug/kg	< 7.5 U	< 6.7 U	< 5.3 U	< 6.0 U	< 5.9 U	< 5.9 U	< 5.1 U	< 5.1 U	< 5.1 U	< 6.1 U	< 6.5 U	< 4.8 U	< 5.8 U	< 5.3 U	< 5.4 U	< 5.3 U
Methylene Chloride	75-09-2	ug/kg	< 7.5 U	< 6.7 U	< 5.3 U	< 6.4 U	< 6.9 U	< 6.9 U	< 6.8 U	< 6.5 U	< 6.3 U	15 J+	< 6.5 UJ	< 4.8 UJ	< 5.8 U	< 5.3 U	< 5.4 U	< 5.3 U
o-Xylene (1,2-Dimethylbenzene)	95-47-6	ug/kg	< 7.5 U	< 6.7 U	< 5.3 U	< 6.0 U	< 5.9 U	< 5.9 U	< 5.1 U	< 5.1 U	< 5.1 U	< 6.1 U	< 6.5 U	< 4.8 U	< 5.8 U	< 5.3 U	< 5.4 U	< 5.3 U
Styrene	100-42-5	ug/kg	< 7.5 U	< 6.7 U	< 5.3 U	< 6.0 U	< 5.9 U	< 5.9 U	< 5.1 U	< 5.1 U	< 5.1 U	< 6.1 U	< 6.5 U	< 4.8 U	< 5.8 U	< 5.3 U	< 5.4 U	< 5.3 U
TERT-BUTYL METHYL ETHER	1634-04-4	ug/kg	< 7.5 U	< 6.7 U	< 5.3 U	< 6.0 U	< 5.9 U	< 5.9 U	< 5.1 U	< 5.1 U	< 5.1 U	< 6.1 U	< 6.5 UJ	< 4.8 UJ	< 5.8 U	< 5.3 U	< 5.4 U	< 5.3 U
Tetrachloroethylene (PCE)	127-18-4	ug/kg	< 7.5 U	< 6.7 U	< 5.3 U	< 6.0 U	< 5.9 U	< 5.9 U	< 5.1 U	< 5.1 U	< 5.1 U	< 6.1 U	< 6.5 U	< 4.8 U	< 5.8 U	< 5.3 U	< 5.4 U	< 5.3 U
Toluene	108-88-3	ug/kg	< 7.5 U	< 6.7 U	< 5.3 U	< 6.0 U	< 5.9 U	< 5.9 U	< 5.1 U	< 5.1 U	< 5.1 U	< 6.1 U	< 6.5 U	< 4.8 U	< 5.8 U	< 5.3 U	< 5.4 U	< 5.3 U
Trans-1,2-Dichloroethylene	156-60-5	ug/kg	< 7.5 U	< 6.7 U	< 5.3 U	< 6.0 U	< 5.9 U	< 5.9 U	< 5.1 U	< 5.1 U	< 5.1 U	< 6.1 U	< 6.5 U	< 4.8 U	< 5.8 U	< 5.3 U	< 5.4 U	< 5.3 U
Trans-1,3-Dichloropropene	10061-02-6	ug/kg	< 7.5 U	< 6.7 U	< 5.3 U	< 6.0 U	< 5.9 U	< 5.9 U	< 5.1 U	< 5.1 U	< 5.1 U	< 6.1 U	< 6.5 U	< 4.8 U	< 5.8 U	< 5.3 U	< 5.4 U	< 5.3 U
Trichloroethylene (TCE)	79-01-6	ug/kg	< 7.5 U	< 6.7 U	< 5.3 U	< 6.0 U	< 5.9 UJ	< 5.9 UJ	< 5.1 UJ	< 5.1 UJ	< 5.1 U	< 6.1 UJ	< 6.5 UJ	< 4.8 U	< 5.8 U	< 5.3 U	< 5.4 U	< 5.3 U
Trichlorofluoromethane	75-69-4	ug/kg	< 7.5 U	< 6.7 U	< 5.3 U	< 6.0 U	< 5.9 U	< 5.9 U	< 5.1 U	< 5.1 U	< 5.1 U	< 6.1 U	< 6.5 UJ	< 4.8 UJ	< 5.8 U	< 5.3 U	< 5.4 U	< 5.3 U
Vinyl Chloride	75-01-4	ug/kg	< 7.5 U	< 6.7 U	< 5.3 U	< 6.0 U	< 5.9 U	< 5.9 U	< 5.1 U	< 5.1 U	< 5.1 U	< 6.1 U	< 6.5 U	< 4.8 U	< 5.8 U	< 5.3 U	< 5.4 U	< 5.3 U

Table 12
Phase 2 Reach Floodplain Soil Analytical Results
Phase 2 Data Evaluation Summary Memorandum
Lower Neponset River
Boston and Milton, Massachusetts

			24D-0134 24D-0134-AS 6/27/2024 N 0 - 1 ft	24D-0134 24D-0134-BS 6/27/2024 N 1 - 2 ft	24D-0135 24D-0135-AS 6/27/2024 N 0 - 0.8 ft	24D-0136 24D-0136-AS 6/25/2024 N 0 - 1 ft	24D-0136 24D-0136-BS 6/25/2024 N 1 - 2 ft	24D-0136 24D-0136-CS 6/25/2024 N 2 - 3 ft	24D-0137 24D-0137-AS 6/25/2024 N 0 - 1 ft	24D-0137 24D-0137-BS 6/25/2024 N 1 - 2 ft	24D-0138 24D-0138-AS 6/25/2024 N 0 - 0.8 ft	24D-0139 24D-0139-AS 6/25/2024 N 0 - 1 ft	24D-0139 24D-0139-BS 6/25/2024 N 1 - 2 ft	24D-0140 24D-0140-AS 6/26/2024 N 0 - 1 ft	24D-0140 24D-0140-BS 6/26/2024 N 1 - 2 ft	24D-0141 24D-0141-AS 6/26/2024 N 0 - 1 ft	24D-0141 24D-0141-BS 6/26/2024 N 1 - 1.4 ft	24D-0142 24D-0142-AS 6/26/2024 N 0 - 1 ft
Analyte	CAS Number	Units																
TCL SVOCs																		
1,2,4,5-TETRACHLOROBENZENE	95-94-3	ug/kg	< 300 U	< 240 U	< 200 U	< 220 U	< 230 U	< 200 U	< 180 U	< 190 U	< 210 U	< 220 U	< 200 U	< 190 U	< 210 U	< 180 U	< 180 U	< 190 U
1,4-Dioxane (P-Dioxane)	123-91-1	ug/kg	< 120 U	< 96 U	< 80 U	< 86 U	< 88 U	< 80 U	< 71 U	< 73 U	< 81 U	< 85 U	< 79 U	< 74 U	< 83 U	< 71 U	< 70 U	< 76 U
1-Methylnaphthalene	90-12-0	ug/kg	11	< 4.7 U	1.8 J	13	2.6 J	1.8 J	< 3.5 U	< 3.6 U	< 4.0 U	< 4.2 U	< 3.9 U	< 3.7 U	< 4.1 U	5.9	1.7 J	9.5
2,3,4,6-TETRACHLOROPHENOL	58-90-2	ug/kg	< 300 U	< 240 U	< 200 U	< 220 U	< 230 U	< 200 U	< 180 U	< 190 U	< 210 U	< 220 U	< 200 U	< 190 U	< 210 U	< 180 U	< 180 U	< 190 U
2,4,5-TRICHLOROPHENOL	95-95-4	ug/kg	< 300 U	< 240 U	< 200 U	< 220 U	< 230 U	< 200 U	< 180 U	< 190 U	< 210 U	< 220 U	< 200 U	< 190 U	< 210 U	< 180 U	< 180 U	< 190 U
2,4,6-TRICHLOROPHENOL	88-06-2	ug/kg	< 300 U	< 240 U	< 200 U	< 220 U	< 230 U	< 200 U	< 180 U	< 190 U	< 210 U	< 220 U	< 200 U	< 190 U	< 210 U	< 180 U	< 180 U	< 190 U
2,4-DICHLOROPHENOL	120-83-2	ug/kg	< 300 U	< 240 U	< 200 U	< 220 U	< 230 U	< 200 U	< 180 U	< 190 U	< 210 U	< 220 U	< 200 U	< 190 U	< 210 U	< 180 U	< 180 U	< 190 U
2,4-DIMETHYLPHENOL	105-67-9	ug/kg	< 300 UJ	< 240 U	< 200 U	< 220 U	< 230 U	< 200 U	< 180 U	< 190 U	< 210 U	< 220 UJ	< 200 UJ	< 190 U	< 210 UJ	< 180 UJ	< 180 U	< 190 UJ
2,4-DINITROPHENOL	51-28-5	ug/kg	< 570 U	< 470 U	< 390 U	< 420 U	< 440 U	< 390 U	< 350 U	< 360 U	< 400 U	< 420 U	< 390 U	< 370 U	< 410 U	< 350 U	< 350 U	< 380 U
2,4-DINITROTOLUENE	121-14-2	ug/kg	< 300 U	< 240 U	< 200 U	< 220 U	< 230 U	< 200 U	< 180 U	< 190 U	< 210 U	< 220 U	< 200 U	< 190 U	< 210 U	< 180 U	< 180 U	< 190 U
2,6-DINITROTOLUENE	606-20-2	ug/kg	< 300 U	< 240 U	< 200 U	< 220 U	< 230 U	< 200 U	< 180 U	< 190 U	< 210 U	< 220 U	< 200 U	< 190 U	< 210 U	< 180 U	< 180 U	< 190 U
2-CHLORONAPHTHALENE	91-58-7	ug/kg	< 300 U	< 240 U	< 200 U	< 220 U	< 230 U	< 200 U	< 180 U	< 190 U	< 210 U	< 220 U	< 200 U	< 190 U	< 210 U	< 180 U	< 180 U	< 190 U
2-CHLOROPHENOL	95-57-8	ug/kg	< 300 U	< 240 U	< 200 U	< 220 U	< 230 U	< 200 U	< 180 U	< 190 U	< 210 U	< 220 U	< 200 U	< 190 U	< 210 U	< 180 U	< 180 U	< 190 U
2-Methylnaphthalene	91-57-6	ug/kg	15	< 4.7 U	2.6 J	16	3.2 J	2.4 J	< 3.5 U	< 3.6 U	< 4.0 U	< 4.2 U	< 3.9 U	< 3.7 U	< 4.1 U	7.6	2.7 J	13
2-METHYLPHENOL (O-CRESOL)	95-48-7	ug/kg	< 570 U	< 470 U	< 390 U	< 420 U	< 440 U	< 390 U	< 350 U	< 360 U	< 400 U	< 420 U	< 390 U	< 370 U	< 410 U	< 350 U	< 350 U	< 380 U
2-NITROANILINE	88-74-4	ug/kg	< 300 U	< 240 U	< 200 U	< 220 U	< 230 U	< 200 U	< 180 U	< 190 U	< 210 U	< 220 U	< 200 U	< 190 U	< 210 U	< 180 U	< 180 U	< 190 U
2-NITROPHENOL	88-75-5	ug/kg	< 300 U	< 240 U	< 200 U	< 220 U	< 230 U	< 200 U	< 180 U	< 190 U	< 210 U	< 220 U	< 200 U	< 190 U	< 210 U	< 180 U	< 180 U	< 190 U
3,3'-DICHLOROBENZIDINE	91-94-1	ug/kg	< 570 U	< 470 U	< 390 U	< 420 U	< 440 U	< 390 U	< 350 U	< 360 U	< 400 U	< 420 U	< 390 U	< 370 U	< 410 U	< 350 U	< 350 U	< 380 U
3-NITROANILINE	99-09-2	ug/kg	< 570 U	< 470 U	< 390 U	< 420 U	< 440 U	< 390 U	< 350 U	< 360 U	< 400 U	< 420 U	< 390 U	< 370 U	< 410 U	< 350 U	< 350 U	< 380 U
4,6-DINITRO-2-METHYLPHENOL	534-52-1	ug/kg	< 570 U	< 470 U	< 390 U	< 420 U	< 440 U	< 390 U	< 350 U	< 360 U	< 400 U	< 420 U	< 390 U	< 370 U	< 410 U	< 350 U	< 350 U	< 380 U
4-BROMOPHENYL PHENYL ETHER	101-55-3	ug/kg	< 300 U	< 240 U	< 200 U	< 220 U	< 230 U	< 200 U	< 180 U	< 190 U	< 210 U	< 220 U	< 200 U	< 190 U	< 210 U	< 180 U	< 180 U	< 190 U
4-CHLORO-3-METHYLPHENOL	59-50-7	ug/kg	< 300 U	< 240 U	< 200 U	< 220 U	< 230 U	< 200 U	< 180 U	< 190 U	< 210 U	< 220 U	< 200 U	< 190 U	< 210 U	< 180 U	< 180 U	< 190 U
4-CHLOROANILINE	106-47-8	ug/kg	< 570 U	< 470 U	< 390 U	< 420 U	< 440 U	< 390 U	< 350 U	< 360 U	< 400 U	< 420 U	< 390 U	< 370 U	< 410 U	< 350 U	< 350 U	< 380 U
4-CHLOROPHENYL PHENYL ETHER	7005-72-3	ug/kg	< 300 U	< 240 U	< 200 U	< 220 U	< 230 U	< 200 U	< 180 U	< 190 U	< 210 U	< 220 U	< 200 U	< 190 U	< 210 U	< 180 U	< 180 U	< 190 U
4-METHYLPHENOL (P-CRESOL)	106-44-5	ug/kg	< 570 U	< 470 U	< 390 U	< 420 U	< 440 U	< 390 U	< 350 U	< 360 U	< 400 U	< 420 U	< 390 U	< 370 U	< 410 U	< 350 U	< 350 U	< 380 U
4-Nitroaniline	100-01-6	ug/kg	< 570 U	< 470 U	< 390 U	< 420 U	< 440 U	< 390 U	< 350 U	< 360 U	< 400 U	< 420 U	< 390 U	< 370 U	< 410 U	< 350 U	< 350 U	< 380 U
4-NITROPHENOL	100-02-7	ug/kg	< 570 U	< 470 U	< 390 U	< 420 U	< 440 U	< 390 U	< 350 U	< 360 U	< 400 U	< 420 U	< 390 U	< 370 U	< 410 U	< 350 U	< 350 U	< 380 U
Acenaphthene	83-32-9	ug/kg	50	1.7 J	3.8 J	67 J	14 J	9.0 J	0.74 J	< 3.6 U	1.4 J	2.2 J	< 3.9 U	< 3.7 U	< 210 U	18 J	5.5 J	34
ACENAPHTHYLENE	208-96-8	ug/kg	73	3.4 J	12	46	13	9.1	3.6	2.4 J	3.4 J	2.5 J	0.81 J	< 3.7 U	< 4.1 U	33	13	50
Acetophenone	98-86-2	ug/kg	< 570 U	< 470 U	< 390 U	< 420 U	< 440 U	< 390 U	< 350 U	< 360 U	< 400 U	< 420 U	< 390 U	< 370 U	< 410 U	< 350 U	< 350 U	< 380 U
ANTHRACENE	120-12-7	ug/kg	240	5.8	17	160	56	31	5.1	1.9 J	6.7	7.1	1.1 J	< 3.7 U	< 4.1 U	69	21	150
ATRAZINE	1912-24-9	ug/kg	< 570 U	< 470 U	< 390 U	< 420 U	< 440 U	< 390 U	< 350 U	< 360 U	< 400 U	< 420 U	< 390 U	< 370 U	< 410 U	< 350 U	< 350 U	< 380 U
BENZALDEHYDE	100-52-7	ug/kg	< 570 U	< 470 U	< 390 U	< 420 U	< 440 U	< 390 U	< 350 U	< 360 U	< 400 U	< 420 U	< 390 U	< 370 U	< 410 U	< 350 U	< 350 U	< 380 U
BENZO(A)ANTHRACENE	56-55-3	ug/kg	790	21	73	580	230	180	28	10	28	26	5.6	1.8 J	< 4.1 U	190	83	450
BENZO(A)PYRENE	50-32-8	ug/kg	580	24	70	310	110	88	26	11	36	29	7.7	2.2 J	< 4.1 U	110	44	290
Benzo(B)Fluoranthene	205-99-2	ug/kg	1300	33	88	810	240	190	32	14	51	39	11	3.9	< 4.1 UJ	220 J	84 J	760
Benzo(G,H,I)Perylene	191-24-2	ug/kg	320	16	48	37 J-	11	7.3	16	7.1	27	19	5.6	1.8 J	< 4.1 U	14	5.8	30
Benzo(K)Fluoranthene	207-08-9	ug/kg	330	12	25	250	70	40	9.3	4.6	19	14	4.0	1.4 J	< 4.1 U	81	34	290
BENZYL BUTYL PHTHALATE	85-68-7	ug/kg	< 300 U	< 240 U	< 200 U	< 220 U	< 230 U	< 200 U	< 180 U	< 190 U	< 210 U	< 220 U	< 200 U	< 190 U	< 210 U	< 180 U	< 180 U	< 190 U
BIPHENYL (DIPHENYL)	92-52-4	ug/kg	< 300 U	< 240 U	< 200 U	< 220 U	< 230 U	< 200 U	< 180 U	< 190 U	< 210 U	< 220 U	< 200 U	< 190 U	< 210 U	< 180 U	< 180 U	< 190 U
BIS(2-CHLOROETHOXY) METHANE	111-91-1	ug/kg	< 300 U	< 240 U	< 200 U	< 220 U	< 230 U	< 200 U	< 180 U	< 190 U	< 210 U	< 220 U	< 200 U	< 190 U	< 210 U	< 180 U	< 180 U	< 190 U
BIS(2-CHLOROETHYL) ETHER (2-CHLOROETHYL ETHER)	111-44-4	ug/kg	< 570 U	< 470 U	< 390 U	< 420 U	< 440 U	< 390 U	< 350 U	< 360 U	< 400 U	< 420 U	< 390 U	< 370 U	< 410 U	< 350 U	< 350 U	< 380 U
BIS(2-CHLOROISOPROPYL) ETHER	108-60-1	ug/kg	< 570 U	< 470 U	< 390 U	< 420 U	< 440 U	< 390 U	< 350 U	< 360 U	< 400 U	< 420 U	< 390 U	< 370 U	< 410 U	< 350 U	< 350 U	< 380 U
BIS(2-ETHYLHEXYL) PHTHALATE	117-81-7	ug/kg	570	< 240 U	< 200 U	1100	< 230 U	< 200 U	< 180 U	< 190 U	< 210 U	< 220 U	< 200 U	< 190 U	< 210 U	98 J	< 180 U	270
Caprolactam	105-60-2	ug/kg	< 570 U	< 470 U	< 390 U	< 420 U	< 440 U	< 390 U	< 350 U	< 360 U	< 400 U	< 420 U	< 390 U	< 370 U	< 410 U	< 350 U	< 350 U	< 380 U
CARBAZOLE	86-74-8	ug/kg	100 J	< 470 U	< 390 U	98 J	< 440 U	< 390 U	< 350 U	< 360 U	< 400 U	< 420 U	< 390 U	< 370 U	< 410 U	< 350 U	< 350 U	62 J
CHRYSENE	218-01-9	ug/kg	960	24	50	680	150	120	17	10	36	29	7.1	2.5 J	< 4.1 U	200	73	530
DIBENZ(A,H)ANTHRACENE	53-70-3	ug/kg	160	4.1 J	12	91	30	18	4.4	1.9 J	6.0	4.4	1.4 J	< 3.7 U	< 4.1 U	35	15	99
Dibenzofuran	132-64-9	ug/kg	< 300 U	< 240 U	< 200 U	< 220 U	< 230 U	< 200 U	< 180 U	< 190 U	< 210 U	< 220 U	< 200 U	< 190 U	< 210 U	< 180 U	< 180 U	< 190 U
Diethyl Phthalate	84-66-2	ug/kg	< 300 U	< 240 U	< 200 U	< 220 U	< 230 U	< 200 U	< 180 U	< 190 U	< 210 U	< 220 U	< 200 U	< 190 U	< 210 U	< 180 U	< 180 U	< 190 U
DIMETHYL PHTHALATE	131-11-3	ug/kg	< 300 U	< 240 U	< 200 U	< 220 U	< 230 U	< 200 U	< 180 U	< 190 U	< 210 U	< 220 U	< 200 U	< 190 U	< 210 U	< 180 U	< 180 U	< 190 U
Di-N-Butyl Phthalate	84-74-2	ug/kg	< 300 U	< 240 U	< 200 U	< 220 U	< 230 U	< 200 U	< 180 U	< 190 U	< 210 U	< 220 U	< 200 U	< 190 U	< 210 U	< 180 U	< 180 U	41 J
DI-N-OCTYLPHTHALATE	117-84-0	ug/kg	< 570 U	< 470 U	< 390 U	< 420 U	< 440 U	< 390 U	< 350 U	< 360 U	< 400 U	< 420 U	< 390 U	< 370 U	< 410 U	< 350 U	< 350 U	< 380 U
FLUORANTHENE	206-44-0	ug/kg	1800	54	110	1300	380	300	40	21	76	54	16	5.3	< 4.1 U	500	150	1000
FLUORENE	86-73-7	ug/kg	54	2.2 J	3.8 J	68	16	9.9	0.92 J	< 3.6 U	2.5 J	2.2 J	< 3.9 U	< 3.7 U	< 4.1 U	18	6.6	36
HEXACHLOROBENZENE	118-74-1	ug/kg	< 300 U	< 240 U	< 200 U	< 220 U	< 230 U	< 200 U	< 180 U	< 190 U	< 210 U	< 220 U	< 200 U	< 190 U	< 210 U	< 180 U	< 180 U	< 190 U
Hexachlorobutadiene	87-68-3	ug/kg	< 300 U	< 240 U	< 200 U	< 220 U	< 230 U	< 200 U	< 180 U	< 190 U	< 210 U	< 220 U	< 200 U	< 190 U	< 210 U	< 180 U	< 180 U	< 190 U
HEXACHLOROCYCLOPENTADIENE	77-47-4	ug/kg	< 570 UJ	< 470 U	< 390 U	< 420 U	< 440 U	< 390 U	< 350 U	< 360 U	< 400 U	< 420 U	< 390 U	< 370 U	< 410 U	< 350 U	< 350 U	< 380 UJ
HEXACHLOROETHANE	67-72-1	ug/kg	< 300 U	< 240 U	< 200 U	< 220 U	< 230 U	< 200 U	< 180 U	< 190 U	< 210 U	< 220 U	< 200 U	< 190 U	< 210 U	< 180 U	< 180 U	< 190 U
INDENO(1,2,3-C,D)PYRENE	193-39-5	ug/kg	400	13	40	210	66	42	14	5.9	22	15	4.7	1.5 J	< 4.1 U	72	29	250
ISOPHORONE	78-59-1	ug/kg	< 300 U	< 240 U	< 200 U	< 220 U	< 230 U	< 200 U	< 180 U	< 190 U	< 210 U	< 220 U	< 200 U	< 190 U	< 210 U	< 180 U	< 180 U	< 190 U
Naphthalene	91-20-3	ug/kg	25	1.8 J	4.0	34	4.7	3.9	1.1 J	< 3.6 U	0.85 J	< 4.2 U	< 3.9 U	< 3.7 U	< 4.1 U	12	3.6	18
NITROBENZENE	98-95-3	ug/kg	< 300 U	< 240 U	< 200 U	< 220 U	< 230 U	< 200 U	< 180 U	< 190 U	< 210 U	< 220 U	< 200 U	< 190 U	< 210 U	< 180 U	< 180 U	< 190 U
N-NITROSODI-N-PROPYLAMINE	621-64-7	ug/kg	< 300 U	< 240 U	< 200 U	< 220 U	< 230 U	< 200 U	< 180 U	< 190 U	< 210 U	< 220 U	< 200 U	< 190 U	< 210 U	< 180 U	< 180 U	< 190 U
N-NITROSODIPHENYLAMINE	86-30-6	ug/kg	< 300 U	< 240 U	< 200 U	< 220 U	< 230 U	< 200 U	< 180 U	< 190 U	< 210 U	< 220 U	< 200 U	< 190 U	< 210 U	< 180 U	< 180 U	< 190 U
PENTACHLOROPHENOL	87-86-5	ug/kg	4.2 J	< 9.6 U	< 8.0 U	< 8.6 U	< 8.9 U	< 8.0 U	< 7.1 U	< 7.3 U	< 8.1 U	< 8.5 U	< 7.9 U	< 7.4 U	< 8.3 U	1.9 J	< 7.1 U	2.4 J
PHENANTHRENE	85-01-8	ug/kg	890	30	57	930	250	190	18	7.4	44	31	6.0	2.4 J	< 4.1 U	270	85	570
PHENOL	108-95-2	ug/kg	< 570 U	< 470 U	< 390 U	< 420 U	< 440 U	< 390 U	< 350 U	< 360 U	< 400 U	< 420 U	< 390 U	< 370 U	< 410 U	< 350 U	< 350 U	< 380 U
PYRENE	129-00-0	ug/kg	1200	42	100	860	260	220	34	17	60 J	52	12	3.8	< 4.1 U	280	100	710

Table 12
Phase 2 Reach Floodplain Soil Analytical Results
Phase 2 Data Evaluation Summary Memorandum
Lower Neponset River
Boston and Milton, Massachusetts

Analyte	CAS Number	Units	24D-0142 24D-0142-BS 6/26/2024 N 1 - 1.5 ft	24D-0143 24D-0143-AS 6/26/2024 N 0 - 1 ft	24D-0143 24D-0143-BS 6/26/2024 N 1 - 1.2 ft	24D-0144 24D-0144-AS 6/26/2024 N 0 - 1 ft	24D-0144 24D-0144-BS 6/26/2024 N 1 - 1.3 ft	24D-0145 24D-0145-AS 6/27/2024 N 0 - 1 ft	24D-0145 24D-0145-BS 6/27/2024 N 1 - 1.7 ft	24D-0146 24D-0146-AS 6/20/2024 N 0 - 1 ft	24D-0147 24D-0147-AS 6/20/2024 N 0 - 1 ft	24D-0147 24D-0147-BS 6/20/2024 N 1 - 1.7 ft	24D-0148 24D-0148-AS 6/20/2024 N 0 - 1 ft	24D-0148 24D-0148-BS 6/20/2024 N 1 - 2 ft	24D-0148 24D-0148-CS 6/20/2024 N 2 - 2.3 ft	24D-0149 24D-0149-AS 6/20/2024 N 0 - 1 ft	24D-0149 24D-0149-BS 6/20/2024 N 1 - 2 ft	24D-0150 24D-0150-AS 6/20/2024 N 0 - 1 ft
PCDD/F																		
1,2,3,4,6,7,8-HpCDD	35822-46-9	pg/g	226	493	279	1180	89.9	443	83.8	1330 EB	485 EB	10.6 EB	202 EB	31 EB	17.6 EB	1930 EB	366 EB	1130 EB
1,2,3,4,6,7,8-HpCDF	67562-39-4	pg/g	100	247	141	640	51.3	246	48.4	760 EB	230 EB	5.22 EB	146 EB	22.3 EB	12.6 EB	513 EB	129 EB	960 EB
1,2,3,4,7,8,9-HpCDF	55673-89-7	pg/g	5.39	9.21	5.99	23.5	1.72 JN	7.56	1.57 J	22.4	8.67	< 0.312 U	4.33	0.716 JN	0.443 JN	27.9	4.18	18.7
1,2,3,4,7,8-HxCDD	39227-28-6	pg/g	2.44 J	5.23	3.15	12.1	1.34 JN	4.48	1.27 J	12.2	4.44 B	< 0.365 U	2.47 JN	0.742 J+	0.63 J+	12.9	2.71 B	9.09
1,2,3,4,7,8-HxCDF	70648-26-9	pg/g	7.11	17.8	9.39	41.9	3.46	14.7 J	2.73 J	32.6	17.1	0.462 J	9.68	1.76 J	1.35 J	45.6	4.18	24.9
1,2,3,6,7,8-HxCDD	57653-85-7	pg/g	10.8	25.8	15.6	58.7	4.66	24.2	5.1	74	25.8	0.66 JN	11.4	1.74 BJ	1.17 BJ	81.9	13.8	77.9
1,2,3,6,7,8-HxCDF	57117-44-9	pg/g	3.23 JN	8.45	4.79	22.8	2.02 J	7.15 J	1.4 JN	17.2	8.31	0.274 J	6.02	0.96 J	0.774 J	23.7	2.56	12.9
1,2,3,7,8,9-HxCDD	19408-74-3	pg/g	5.56	13.2	7.31	32.2	2.55	11.5	3	38.5	12	0.482 J+	6.04	1.01 J+	0.688 JN	31.5	5.97	36.3
1,2,3,7,8,9-HxCDF	72918-21-9	pg/g	< 0.51 U	< 0.688 U	< 0.451 U	< 1.3 U	< 0.435 U	< 1.18 U	< 0.474 U	< 1.21 U	< 0.589 U	< 0.232 U	< 0.683 U	< 0.34 U	< 0.293 U	< 1.02 U	< 0.561 U	< 1.22 U
1,2,3,7,8-PeCDD	40321-76-4	pg/g	1.32 J	2.15 JN	1.64 J	5.19 J	< 0.535 UJ	2.03 JN	< 0.474 UJ	5.6 J	2.31 J	< 0.298 UJ	1.78 J	< 0.385 UJ	< 0.367 UJ	7.48 JN	2.05 J	4.92 J
1,2,3,7,8-PeCDF	57117-41-6	pg/g	1.83 J	3.23	2.36 J	5.88	0.466 JN	2.55	0.493 JN	5.91	3.26	< 0.231 U	1.71 J	< 0.269 U	< 0.253 U	12.1	0.945 J	5.09
2,3,4,6,7,8-HxCDF	60851-34-5	pg/g	3.66 JN	10.2	5.95	22	1.96 J	9.58 J	1.68 JN	21.6	9.93	0.408 J	10.9	1.39 J	1.14 J	34.6	4.87	23.6
2,3,4,7,8-PeCDF	57117-31-4	pg/g	7.92 J+	19.5 J+	11.4 J+	24.2 J+	2.11 J+	11.9 J	2.48 J	29.6 J	16.8 J	< 0.252 U	18.5 J	2.32 J	1.52 J	87.6 J	8.16 J	27.4 J
2,3,7,8-TCDD	1746-01-6	pg/g	< 0.978 UJ	0.66 JN	< 0.944 UJ	1.37 JN	< 0.971 UJ	0.679 JN	< 0.975 UJ	3.23 J	1.03 J	< 0.914 UJ	< 0.971 UJ	< 0.988 UJ	< 0.911 UJ	4.41 J	< 0.984 UJ	2.2 J
2,3,7,8-TCDF	51207-31-9	pg/g	3.02	8.38	4.75	10.8	0.9	4.67	1.01	11.7	6.29	< 0.241 U	3.57	0.561 JN	0.363 J	28.4	2.22	13.1
OCDD	3268-87-9	pg/g	1660	3230	1840	8020	584	2660	486	8200 EB	3220 EB	67.6 EB	1380 EB	213 EB	115 EB	20400 JEB	3920 EB	6030 EB
OCDF	39001-02-0	pg/g	124	267	152	729	57.2	253	48.5	815	260	5.64	129	21.1	11.8	849	238	730
Total HpCDD	RA_Total_HpCDD	pg/g	420	873	493	2100	159.2	780	146.9	2370	860	18.68	364	55.5	31.9	3650	935	1940
Total HpCDF	RA_Total_HpCDF	pg/g	219.56	504.17	292.04	1256.1	99.56	493.82	97.342	1655.8	485.87	10.85	284.52	42.916	24.043	1399.5	375.36	1925.52
Total HxCDD	RA_Total_HxCDD	pg/g	64.86	161.83	94.267	365.35	28.63	148.56	31.84	446.98	151.06	3.057	76.95	11.262	7.837	433.51	87.46	483.54
Total HxCDF	RA_Total_HxCDF	pg/g	84.49	205.681	117.336	475.73	39.02	200.53	37.299	560.86	205.01	4.888	184.04	23.052	16.309	635.97	108.921	636.45
Total PeCDD	RA_Total_PeCDD	pg/g	7.434	19.498	11.03	46.96	1.13 U	19.919	2.118 U	51.003	21.067	< 0.298 U	13.977	< 0.385 U	< 0.367 U	58.06	8.61	58.722
Total PeCDF	RA_Total_PeCDF	pg/g	52.566	121.722	75.267	204.299	15.98	97.11	16.873	244.265	124.282	1.758 U	148.28	17.623	11.875	579.23	67.216	249.9
Total TCDD	RA_Total_TCDD	pg/g	2.277 U	4.73	1.53 U	14.727	< 0.971 U	5.189	< 0.975 U	16.536	7.499	< 0.914 U	7.45 U	8.08 U	4.309 U	24.536	< 0.984 U	12.507
Total TCDF	RA_Total_TCDF	pg/g	54.703	124.69	76.286	187.75	11.862	94.546	15.262	188.204	132.74	< 0.241 U	88.755	16.285	9.35	655.33	41.867	111.02
Total PCDD/F TEQ (Bird)	RA-TEQ-B-DF	pg/g	16.0873	39.9023	23.0316	63.9199	4.85342	27.5629	5.17175	73.1165	35.1897	0.239324	29.3787	3.73207	2.48211	153.5679	16.6696	70.7255
Total PCDD/F TEQ (Fish)	RA-TEQ-F-DF	pg/g	9.7644	23.1953	13.4607	43.8129	3.29362	18.0299	3.2491	48.931	21.5692	0.195944	17.2196	2.28212	1.59884	85.1529	11.11555	45.1495
Total PCDD/F TEQ (Mammal)	RA-TEQ-M-DF	pg/g	26.2041	15.0823	55.1061	3.95754	21.823	3.87584	62.4958	25.1455	0.408772	16.3653	2.12269	1.41197	95.4767	14.39655	58.3867	30.1121
PCB Congeners																		
PCB-001	2051-60-7	ng/g	9.91	10.3	8.82	21.9	1.31	3.3	0.78	4.92	4.78	< 0.0314 UJ	6.13	0.669	< 0.0313 U	2.06 J-	< 0.0339 U	< 0.0312 U
PCB-002	2051-61-8	ng/g	< 0.0472 U	< 0.0465 U	< 0.0479 U	< 0.0449 U	< 0.0468 U	< 0.0433 U	< 0.0456 U	< 0.0471 U	< 0.0467 U	< 0.044 U	< 0.0468 U	< 0.0476 U	< 0.0439 U	< 0.0478 U	< 0.0474 U	< 0.0437 U
PCB-003	2051-62-9	ng/g	2.67	5.76	4.34	8.43	0.556	1.58	< 0.0469 U	1.76	2.14	< 0.0453 U	2.79	< 0.049 U	< 0.0452 U	1.43	< 0.0488 U	< 0.045 U
PCB-004/010	PCB-4/10	ng/g	41.7 J	24.9	20.4	39.1 J	2.48	10.5	3.66	12.1	14.6	< 0.0791 U	15.5	1.6	0.424	27.3	0.54	< 0.0786 U
PCB-005/008	PCB-5/8	ng/g	38.2	24.9	22.7	29.5	1.84	9.15	3.65	14	16.1	0.333	20.9	1.49	0.497	57.7 J	1.27	< 0.0722 U
PCB-006	25569-80-6	ng/g	8.53	4.56	3.88	4.6	0.365	1.97	1.03	2.16	2.68	< 0.0426 U	2.41	< 0.046 U	< 0.0424 U	23.4	0.385	< 0.0423 U
PCB-007/009	PCB-7/9	ng/g	1.74	0.994	0.762	1.08	< 0.085 U	< 0.0787 U	< 0.0829 U	0.493	0.598	< 0.0801 U	0.447	< 0.0865 U	< 0.0798 U	3.93	< 0.0862 U	< 0.0795 U
PCB-011	2050-67-1	ng/g	0.756	1.31	0.915	1.45	< 0.0443 U	0.997	< 0.0431 U	0.903	0.797	< 0.0417 U	0.458	< 0.045 U	< 0.0415 U	10.2	< 0.0449 U	< 0.0414 U
PCB-012/013	PCB-12/13	ng/g	2.91	4.87	3.25	4.15	< 0.11 U	1.26	< 0.107 U	2.2	2.81	< 0.103 U	1.2	< 0.112 U	< 0.103 U	26.5	0.348	< 0.103 U
PCB-014	34883-41-5	ng/g	< 0.0437 U	< 0.043 U	< 0.0443 U	< 0.0415 U	< 0.0433 U	< 0.04 U	< 0.0422 U	< 0.0435 U	< 0.0432 U	< 0.0408 U	< 0.0433 U	< 0.0441 U	< 0.0406 U	< 0.0442 U	< 0.0439 U	< 0.0405 U
PCB-015	2050-68-2	ng/g	31.5	74.7 J	39.8 J	48.4 J	3.24	14.8	3.13	36	49.3 J	1.06	10.6	1.1	0.705	353 J	6.18	< 0.0372 U
PCB-016/032	PCB-16/32	ng/g	17.3 J	26.1 J	16.2 J	18.1 J	1.51 J	6.89	2.71	11.8	22.2	0.633	8.6	0.904	0.836	871 J	12.4	< 0.107 U
PCB-017	37680-66-3	ng/g	18.2	23.6	13.9	12.7	0.98	5.83	2.24	8.19	15.8	0.449	7.91	0.991	0.63	659 J	8.58	< 0.0497 U
PCB-018	37680-65-2	ng/g	7.15	16.4	8.08	8.1	0.743	3.68	1.67	7.08 EB	11.5 EB	0.438 EB	4.55 EB	0.785 EB	0.568 EB	889 JEB	12.9 EB	< 0.0574 U
PCB-019	38444-73-4	ng/g	5.5	9.71	7.15	7.7	0.592	2.82	0.769	3.23	5.44	< 0.0395 U	3.64	0.533	0.292	93.7 J	1.31	< 0.0392 U
PCB-020/021/033	PCB-20/21/33	ng/g	3.59	7.33	4.02	4.79	< 0.138 U	1.63	0.762	8.47	8.53	< 0.13 U	1.42	0.27	< 0.129 U	417 J	6.61	< 0.129 U
PCB-022	38444-85-8	ng/g	5.76	15.3	6.28	14.6	0.778	3.4	1.01	27.7	22	0.785	2.22	0.376	0.215	498 J	7.43	< 0.0428 U
PCB-023/034	PCB-23/34	ng/g	0.344	0.535	0.532	0.545	< 0.0807 U	< 0.0747 U	< 0.0787 U	< 0.0812 U	0.538	< 0.076 U	< 0.0807 U	< 0.0822 U	< 0.0758 U	16.7	< 0.0819 U	< 0.0755 U
PCB-024/027	PCB-24/27	ng/g	4.09	7.41	5.09	4.82	0.478	1.68	0.612	2.42	3.99	< 0.0875 U	2.68	0.269	0.205	144 J	2.03	< 0.0869 U
PCB-025	55712-37-3	ng/g	7.58	12.4	8.48	8.33	0.712	2.7	1.1	8.13	13.3	0.289	2.5	0.345	0.268	531 J	5.87	< 0.0428 U
PCB-026	38444-81-4	ng/g	10.1	15.2	11.1	14	1.1	4.99	1.68	15.2	15.7	0.456	4.38	0.566	0.351	976 J	11.6	< 0.035 U
PCB-028	7012-37-5	ng/g	58.2 J	180 J	59.3 J	118 J	4.95 J	31.1	8.13	235 JEB	272 JEB	7.56 EB	18.5 EB	2.48 EB	2.48 EB	4180 JEB	60.5 JEB	< 0.0399 U
PCB-029	15862-07-4	ng/g	< 0.0572 U	< 0.0563 U	< 0.058 U	< 0.0544 U	< 0.0567 U	< 0.0524 U	< 0.0553 U	< 0.057 U	< 0.0566 U	< 0.0534 U	< 0.0567 U	< 0.0577 U	< 0.0532 U	1.02	< 0.0575 U	< 0.053 U
PCB-030	35693-92-6	ng/g	< 0.057 U	< 0.0561 U	< 0.0578 U	< 0.0542 U	< 0.0565 U	< 0.0523 U	< 0.0551 U	< 0.0568 U	< 0.0564 U	< 0.0532 U	< 0.0565 U	< 0.0575 U	< 0.053 U	0.91	< 0.0573 U	< 0.0528 U
PCB-031	16606-02-3	ng/g	32.5 J	63.5 J	31.3 J	84.8 J	3.89 J	16.3	4.42	124 JEB	69.8 JEB	2.09 EB	13.8 EB	1.71 EB	1.41 EB	1930 JEB	26.7 EB	< 0.0503 U
PCB-035	37680-69-6	ng/g	0.373 J+	1.28 J+	0.701 J+	< 0.0508 U	< 0.053 U	< 0.049 U	< 0.0517 U	2.66 J+	2.23 J+	< 0.0499 U	< 0.053 U	< 0.0539 U	< 0.0497 U	22.2 J+	< 0.0537 U	< 0.0496 U
PCB-036	38444-87-0	ng/g	< 0.0423 U	< 0.0416 U	< 0.0429 U	< 0.0402 U	< 0.0419 U	< 0.0388 U	< 0.0409 U	< 0.0422 U	< 0.0419 U	< 0.0395 U	< 0.0419 U	< 0.0427 U	< 0.0393 U	< 0.0428 U	< 0.0425 U	< 0.0392 U
PCB-037	38444-90-5	ng/g	19.9 J	64.1 J	22.6 J	70.7 J	3.09 J	20.8	3.33	116 J	99.6 J	2.49	5.29	0.762	0.547	724 J	12.6	< 0.0461 U
PCB-038	53555-66-1	ng/g	< 0.0635 U	< 0.0625 U	< 0.0644 U	< 0.0603 U	< 0.0629 U	< 0.0582 U	< 0.0613 U	< 0.0633 U	< 0.0628 U	< 0.0592 U	< 0.0629 U	< 0.064 U	< 0.059 U	< 0.0642 U	< 0.0638 U	< 0.0588 U
PCB-039	38444-88-1	ng/g	0.307	0.802	< 0.0415 U	< 0.0389 U	< 0.0406 U	< 0.0375 U	< 0.0395 U	< 0.0408 U	0.581	< 0.0382 U	< 0.0406 U	< 0.0413 U	< 0.0381 U	4.57	< 0.0411 U	< 0.0379 U
PCB-040	38444-93-8	ng/g	1.88	9.72	4.78	2.61	< 0.0487 U	1.89	0.451	7.95	19.2	0.607	2.07	0.32	0.201	371 J	6.6	< 0.0456 U
PCB-041/064	PCB-41/64	ng/g	20.2 J	60.1 J	24.9 J	91.3 J	4.21 J	24.6	4.64	89.2 J	111 J	3.18	11.5	2.06	1.27	1550 J	28.1	< 0.0764 U
PCB-042	36559-22-5	ng/g	8.01	31	14.7	17.5	0.901	11.5	2.18	44.5 J	51.8 J	1.54	8.2	1.29	0.771	997 J	18.1	< 0.0957 U
PCB-043/049	PCB-43/49	ng/g	44.3 J	122 J	61.9 J	173 J	7.92	57 J	9.96	212 JEB	204 JEB	5.43 EB	41.1 JEB	6.67 EB	3.99 EB	3460 JEB	55.9 JEB	0.651 EB
PCB-044	41464-39-5	ng/g	19.3 J	68 J	31.7 J	35.2 J	1.86 J	23.8	4.53	113 JEB	150 JEB	4.42 JEB	19.2 JEB	3.38 JEB	2.1 JEB	2980 JEB	48.9 JEB	0.361 JEB
PCB-045	70362-45-7	ng/g	1.62	7.47	3.66	3.42	< 0.0417 U	1.75	0.409	5.57	14.3	0.446	1.57	0.376	< 0.0392 U	442 J	7.17	< 0.039 U
PCB-046	41464-47-5	ng/g	0.39	2.08	1.19	0.727	< 0.0466 U	< 0.0431 U	< 0.0454 U	1.14	3.25	< 0.0439 U	0.523	< 0.0474 U	< 0.0437 U	138 J	2.38	< 0.0436 U
PCB-047/048/075	PCB-47/48/75	ng/g	41.4 J	135 J	72.4 J	101 J	5.43	51.7 J	8.75	129 J	194 J	4.85	36	5.93	3.57	2130 J	36.2	0.784
PCB-050	62796-65-0	ng/g	< 0.056 U	0.424	0.275	0.319	< 0.0555 U	< 0.0514 U	< 0.0541 U	< 0.0558 U	0.531	< 0.0523 U	< 0.0555 U	< 0.0565 U	< 0.0521 U	11.1	< 0.0563 U	< 0.0519 U
PCB-051	68194-04-7	ng/g	1.46	6.8	4.37	2.94	0.276	1.42	0.388	2.85	7.19	0.215	1.14	0.232	< 0.0439 U	170 J	2.61	< 0.0437 U
PCB-052/073	PCB-52/73	ng/g	43.9 J	107 J	62.7 J	147 J	6.57 J	58.1 J	10.3	228 JEB	231 JEB	6.41 EB	45.5 JEB	7.87 EB	4.62 EB	3610 JEB	61.3 JEB	0.914 EB
PCB-053	41464-41-9	ng/g	3.84	18.6	10.6	7.97	0.569	4.25	0.914	9.15	22.9	0.605	3.44	0.708	0.332	584 J	9.5	< 0.0392 U
PCB-054	15968-05-5	ng/g	< 0.047 U	0.708	0.464	0.304	< 0.0466 U	< 0.0431 U	< 0.0454 U	< 0.0469 U	0.422	< 0.0439 U	< 0.0466 U	< 0.0474 U	< 0.0437 U	9.37	0.227	< 0.0436 U
PCB-055	74338-24-2	ng/g	0.445	2.02	0.678	2.52	< 0.0772 U	0.551 J	< 0.0753 UJ	6.16	4.27	< 0.0727 U	0.209	< 0.0786 U	< 0.0725 U	40.9 J	0.716	< 0.0722 U

Table 12
Phase 2 Reach Floodplain Soil Analytical Results
Phase 2 Data Evaluation Summary Memorandum
Lower Neponset River
Boston and Milton, Massachusetts

Analyte	CAS Number	Units	24D-0142 24D-0142-BS 6/26/2024 N 1 - 1.5 ft	24D-0143 24D-0143-AS 6/26/2024 N 0 - 1 ft	24D-0143 24D-0143-BS 6/26/2024 N 1 - 1.2 ft	24D-0144 24D-0144-AS 6/26/2024 N 0 - 1 ft	24D-0144 24D-0144-BS 6/26/2024 N 1 - 1.3 ft	24D-0145 24D-0145-AS 6/27/2024 N 0 - 1 ft	24D-0145 24D-0145-BS 6/27/2024 N 1 - 1.7 ft	24D-0146 24D-0146-AS 6/20/2024 N 0 - 1 ft	24D-0147 24D-0147-AS 6/20/2024 N 0 - 1 ft	24D-0147 24D-0147-BS 6/20/2024 N 1 - 1.7 ft	24D-0148 24D-0148-AS 6/20/2024 N 0 - 1 ft	24D-0148 24D-0148-BS 6/20/2024 N 1 - 2 ft	24D-0148 24D-0148-CS 6/20/2024 N 2 - 2.3 ft	24D-0149 24D-0149-AS 6/20/2024 N 0 - 1 ft	24D-0149 24D-0149-BS 6/20/2024 N 1 - 2 ft	24D-0150 24D-0150-AS 6/20/2024 N 0 - 1 ft
PCB-056/060	PCB-56/60	ng/g	36.2 J	116 J	39.3 J	172 J	6.21 J	41.4 J	6.94	309 JEB	195 JEB	5.77 JEB	15.2 JEB	2.1 JEB	1.58 JEB	1680 JEB	33 JEB	0.484 JEB
PCB-057	70424-67-8	ng/g	0.487	1.44	0.817	1.49	< 0.0411 U	0.488	< 0.0401 U	2.21	2.1	< 0.0387 U	0.313	< 0.0419 U	< 0.0386 U	32.5	0.459	< 0.0385 U
PCB-058	41464-49-7	ng/g	0.181 J	0.53	0.26	0.66	< 0.052 U	0.333	< 0.0507 U	< 0.0523 U	0.77	< 0.049 U	< 0.052 U	< 0.0529 U	< 0.0488 U	7.93	< 0.0528 U	< 0.0486 U
PCB-059	74472-33-6	ng/g	1.74	6.14	2.89	3.44	0.249	1.81	0.37	9.88	12.7	0.427	1.2	0.202	0.196	217 J	3.46	< 0.0661 U
PCB-061/074	PCB-61/74	ng/g	41.5 J	117 J	39.4 J	143 J	5.64 J	40.6 J	6.65	230 JEB	177 JEB	4.96 JEB	13.9 JEB	1.84 JEB	1.32 JEB	1480 JEB	24.9 JEB	0.245 JEB
PCB-062	54230-22-7	ng/g	< 0.0474 U	< 0.0467 U	< 0.0481 U	< 0.0451 U	< 0.047 U	< 0.0435 U	< 0.0458 U	< 0.0473 U	< 0.0469 U	< 0.0442 U	< 0.047 U	< 0.0478 U	< 0.0441 U	< 0.048 U	< 0.0476 U	< 0.0439 U
PCB-063	74472-34-7	ng/g	4.89	14.3	6.34	15.8	0.762	4.6	0.785	20.8	18.6	0.523	2.71	0.38	0.191	157 J	2.49	< 0.0354 U
PCB-065	33284-54-7	ng/g	< 0.0662 U	< 0.0652 U	< 0.0672 U	< 0.0629 U	< 0.0656 U	< 0.0607 U	< 0.064 U	< 0.066 U	< 0.0655 U	< 0.0618 U	< 0.0656 U	< 0.0668 U	< 0.0616 U	3.15	< 0.0665 U	< 0.0614 U
PCB-066/080	PCB-66/80	ng/g	78 J	211 J	80.3 J	326 J	14.8 J	89.1 J	14.4	500 JEB	351 JEB	9.01 EB	34.8 EB	4.54 EB	3.03 EB	2800 JEB	60.7 JEB	0.92 EB
PCB-067	73575-53-8	ng/g	1.44	5.67	1.99	5.23	0.199	1.68	0.301	13.1	10.3	0.29	0.695	< 0.0606 U	< 0.0559 U	113 J	1.75	< 0.0557 U
PCB-068	73575-52-7	ng/g	0.777	1.93	1.25	2.67	< 0.0695 U	0.835 J	< 0.0677 UJ	2.15	1.91	< 0.0654 U	1.02	0.201	< 0.0652 U	< 0.0709 U	< 0.0705 U	< 0.065 U
PCB-069	60233-24-1	ng/g	< 0.0525 U	< 0.0517 U	< 0.0533 U	< 0.0499 U	< 0.052 U	< 0.0481 UJ	< 0.0507 UJ	< 0.0523 U	0.63	< 0.049 U	< 0.052 U	< 0.0529 U	< 0.0488 U	6.16	< 0.0528 U	< 0.0486 U
PCB-070	32598-11-1	ng/g	61.9 J	192 J	75.2 J	265 J	10.6 J	77 J	12.2	448 JEB	310 JEB	8.3 JEB	35.5 JEB	4.84 JEB	3.22 JEB	2920 JEB	60.1 JEB	0.767 JEB
PCB-071	41464-46-4	ng/g	5.81	21.4	11.2	14.7	0.674	7.04	1.35	29.9	41.2 J	1.11	4.36	0.835	0.472	796 J	14.2	< 0.0566 U
PCB-072	41464-42-0	ng/g	1.24	3.04	1.92	4.25	0.342	1.51	0.294	3.33	3.4	< 0.0506 U	1.28	< 0.0547 U	< 0.0504 U	28	0.527	< 0.0503 U
PCB-076	70362-48-0	ng/g	< 0.0776 U	< 0.0764 U	< 0.0787 U	< 0.0737 U	< 0.0769 U	< 0.0711 U	< 0.0749 U	< 0.0773 U	< 0.0767 U	< 0.0724 U	< 0.0769 U	< 0.0782 U	< 0.0721 U	< 0.0785 U	< 0.078 U	< 0.0719 U
PCB-077	32598-13-3	ng/g	11 J+	34.8 J+	14.7 J+	40.6 J	2.27 J+	15.6 J+	2.56 J+	64.8 J	43.1 J	1.14 J	6.46 J	0.895 J	0.523 J	248 J	7.07 J	0.402 J
PCB-078	70362-49-1	ng/g	< 0.0807 U	< 0.0794 U	< 0.0819 U	< 0.0767 U	< 0.08 U	< 0.074 U	< 0.078 U	0.589	0.656	< 0.0753 U	< 0.08 U	< 0.0814 U	< 0.075 U	5.46	< 0.0811 U	< 0.0748 U
PCB-079	41464-48-6	ng/g	< 0.0452 U	< 0.0445 U	< 0.0459 U	< 0.043 U	< 0.0448 U	< 0.0415 U	< 0.0437 U	< 0.0451 U	< 0.0448 U	< 0.0422 U	< 0.0448 U	< 0.0456 U	< 0.0421 U	< 0.0458 U	< 0.0455 U	< 0.0419 U
PCB-081	70362-50-4	ng/g	0.869 J+	2.9 J+	1.2 J+	3.14 J+	< 0.071 U	1.53 J+	< 0.0693 U	5.86 J+	3.86 J+	< 0.0669 U	0.666 J+	< 0.0723 U	< 0.0667 U	25.4 J+	0.732 J+	< 0.0664 U
PCB-082	52663-62-4	ng/g	4.73	17.2	7.22	14.3	0.493	5.14	0.968	26.9	19.8	0.645	3.5	0.534	0.296	216 J	5.91	< 0.0706 U
PCB-083/109	PCB-83/109	ng/g	2.1	8.12	3.94	5.08	< 0.173 U	2.93	0.569	9.79	9.23	0.389	2.17	0.34	< 0.162 U	87.3 J	2.17	< 0.162 U
PCB-084	52663-60-2	ng/g	5.41	25.3	11.9	11.6	0.633	6.44	1.31	27.3	29.8	0.976	5.05	1	0.46	379 J	9.63	0.832
PCB-085/120	PCB-85/120	ng/g	13.3	41.1 J	17.6	42.1 J	2.52	16.5	2.8	67.3 J	48.4 J	1.49	11	1.79	0.953	361 J	11.8	0.658
PCB-086/097	PCB-86/97	ng/g	11.2	42.9 J	17.3	31	1.36	14.7	2.51	60.2 J	46.5 J	1.38	10.1	1.49	0.834	446 J	11.8	0.774
PCB-087/115/116	PCB-87/115/116	ng/g	17.9	65.1 J	28.4	61.3 J	3.2	20.8	4.24	96.2 J	71.3 J	2.09	14.7	2.12	1.09	691 J	17.4	0.768
PCB-088/121	PCB-88/121	ng/g	< 0.156 U	< 0.154 U	< 0.159 U	< 0.149 U	< 0.155 U	< 0.143 U	< 0.151 U	< 0.156 U	0.679	< 0.146 U	< 0.155 U	< 0.158 U	< 0.145 U	7.87	< 0.157 U	< 0.145 U
PCB-089/090/101	PCB-89/90/101	ng/g	33.4 J	117 J	50.3 J	105 J	5.23 J	43.7 J	7.36	166 J	127 J	3.57	29.6	4.7	2.52	1130 J	29.8	2.48
PCB-091	68194-05-8	ng/g	7.25	24.2	12.5	25.5	1.43	9.43	1.75	31.6 J	29.3 J	0.882 J	6.43 J	1.15 J	0.53 J	299 J	7.67 J	0.475 J
PCB-092	52663-61-3	ng/g	7.21	21.9	11.3	22.5	1.42	9.28	1.48	28.9	24.5	0.696	7.1	1.07	0.66	206 J	5.14	0.695
PCB-093/095	PCB-93/95	ng/g	18.7	73.2 J	34.7	60.2 J	3.03	24.8	4.66	96.7 J	91.4 J	2.39	18.9	3.3	1.61	958 J	24.5	2
PCB-094	73575-55-0	ng/g	0.453	1.72	1.15	1.38	< 0.0462 U	0.762	< 0.045 U	1.53	1.84	< 0.0435 U	0.582	< 0.047 U	< 0.0433 U	17.9	0.453	< 0.0432 U
PCB-096	73575-54-9	ng/g	0.298	1.1	0.593	0.929	< 0.0594 U	< 0.055 U	< 0.0579 U	1.32	1.41	< 0.0559 U	< 0.0594 U	< 0.0605 U	< 0.0557 U	27.3	0.69	< 0.0555 U
PCB-098/102	PCB-98/102	ng/g	1.44	6.92	3.65	4.38	< 0.0974 U	1.92	0.411	7.24	8.22	< 0.0918 U	1.14	< 0.0992 U	< 0.0914 U	99.4 J	2.33	< 0.0911 U
PCB-099	38380-01-7	ng/g	23.5 J	79.2 J	33.8 J	73.4 J	4.06 J	30.4	5.22	109 J	85.1 J	2.55	21.2	3.45	1.88	709 J	19.3	1.27
PCB-100	39485-83-1	ng/g	0.395	1.35	0.789	1.3	< 0.0567 U	0.499	< 0.0553 U	1.03	1.22	< 0.0534 U	0.408	< 0.0577 U	< 0.0532 U	8.27	< 0.0575 U	< 0.053 U
PCB-103	60145-21-3	ng/g	0.5	1.43	0.862	1.72	< 0.0573 U	0.538	< 0.0558 U	1.53	1.51	< 0.0539 U	0.505	< 0.0583 U	< 0.0537 U	14.2	0.315	< 0.0535 U
PCB-104	56558-16-8	ng/g	< 0.0443 U	< 0.0436 U	< 0.0449 U	< 0.0421 U	< 0.0439 U	< 0.0406 U	< 0.0428 U	< 0.0441 U	< 0.0438 U	< 0.0413 U	< 0.0439 U	< 0.0446 U	< 0.0412 U	0.355	< 0.0445 U	< 0.041 U
PCB-105/127	PCB-105/127	ng/g	28	91.4 J	36.5	79.9 J	4.74	26.7	5.12	137 J	94.9 J	2.67	18.2	2.33	1.47	684 J	15.3	0.659
PCB-106/118	PCB-106/118	ng/g	44.6 J	157 J	64.9 J	132 J	8.34 J	52.3 J	9.04	206 J	151 J	4.07	33.8	4.71	2.86	1170 J	28.6	2.21
PCB-107/108	PCB-107/108	ng/g	3.86	13.5	5.85	12	0.763	4.47	0.843	17.1	13.1	0.422	3.11	0.398	0.263	98.9 J	2.25	< 0.116 U
PCB-110	38380-03-9	ng/g	45.5 J	165 J	76.1 J	140 J	7.9 J	54.9 J	10.3	194 JEB	165 JEB	4.54 EB	40.2 JEB	6.28 EB	3.55 EB	1480 JEB	38.6 EB	4.13 EB
PCB-111/117	PCB-111/117	ng/g	< 0.282 U	< 0.278 U	< 0.286 U	< 0.268 U	< 0.279 U	< 0.259 U	< 0.272 U	< 0.281 U	< 0.279 U	< 0.263 U	< 0.279 U	< 0.284 U	< 0.262 U	< 0.285 U	< 0.284 U	< 0.261 U
PCB-112	74472-36-9	ng/g	0.225	0.629	0.385	0.566	< 0.0565 U	< 0.0523 U	< 0.0551 U	0.877	0.769	< 0.0532 U	< 0.0565 U	< 0.0575 U	< 0.053 U	6.73	< 0.0573 U	< 0.0528 U
PCB-113	68194-10-5	ng/g	< 0.0472 U	< 0.0465 U	< 0.0479 U	< 0.0449 U	< 0.0468 U	< 0.0433 U	< 0.0456 U	< 0.0471 U	0.781	< 0.044 U	< 0.0468 U	< 0.0476 U	< 0.0439 U	6.06	< 0.0474 U	< 0.0437 U
PCB-114	74472-37-0	ng/g	1.96	6.45	2.32	5.76	< 0.0728 U	1.86	< 0.071 U	9.7	6.96	< 0.0685 U	1.05	< 0.0741 U	< 0.0683 U	46.8 J	0.831	< 0.0681 U
PCB-119	56558-17-9	ng/g	1.74	5.41	2.69	5.44	0.385	2.21	< 0.0547 U	6.06	5.5	< 0.0528 U	1.79	0.283	< 0.0526 U	42.6 J	1.01	< 0.0525 U
PCB-122	76842-07-4	ng/g	0.606	2.56	1.16	3.45	< 0.0804 U	0.974	< 0.0783 U	4.35	2.8	< 0.0757 U	0.588	< 0.0818 U	< 0.0754 U	23.1	0.638	< 0.0751 U
PCB-123	65510-44-3	ng/g	1.59 J+	5.07 J+	2.17 J+	5.15 J+	0.43 J+	1.84 J+	0.409 J+	7.26 J+	5.42 J+	< 0.0587 U	1.27 J+	0.257 J+	< 0.0585 U	39.3 J+	1.12 J+	< 0.0583 U
PCB-124	70424-70-3	ng/g	1.63	5.29	2.17	5.75	0.437	1.99	0.417	8.57	5.92	< 0.0329 U	1.33	< 0.0356 U	< 0.0328 U	45.5 J	1.2	< 0.0327 U
PCB-125	74472-39-2	ng/g	< 0.0431 U	0.8	< 0.0437 U	0.785	< 0.0427 U	< 0.0395 U	< 0.0416 U	1.16	0.939	< 0.0402 U	< 0.0427 U	< 0.0435 U	< 0.0401 U	10.9	< 0.0433 U	< 0.0399 U
PCB-126	57465-28-8	ng/g	< 0.0505 U	1.18 J+	< 0.0513 U	1.24 J+	< 0.0501 U	< 0.0463 U	< 0.0488 U	1.84 J+	1.05 J+	< 0.0472 U	< 0.0501 U	< 0.051 U	< 0.047 U	7.29 J+	< 0.0508 U	< 0.0468 U
PCB-128	38380-07-3	ng/g	4.19	16.4	7.85	14.7	1.11	5.03	0.937	21	13.3	0.423	4.2	0.584	0.272	87.9 J	3.14	1.34
PCB-129	55215-18-4	ng/g	0.753	3.77	1.66	3.16	< 0.0955 U	1.12	0.257	4.97	3.27	< 0.0899 U	0.839	< 0.0972 U	< 0.0896 U	25.9	0.751	< 0.0893 U
PCB-130	52663-66-8	ng/g	1.43	5.44	2.52	4.49	0.374	1.72	0.303	6.32	4.46	< 0.0888 U	1.45	0.237	< 0.0885 U	30.8	0.973	0.521
PCB-131/142	PCB-131/142	ng/g	0.314	0.923	0.46	0.761	< 0.0212 U	0.246	< 0.0206 U	1.37	0.837	< 0.0199 U	0.25	< 0.0215 U	< 0.0198 U	7.6	0.295	< 0.0198 U
PCB-132/168	PCB-132/168	ng/g	5.67	24	12.1	20.2	1.39	6.97	1.27	27.8	19.9	0.516	5.39	0.797	0.427	148 J	4.69	1.66
PCB-133	35694-04-3	ng/g	0.417	1.26	0.796	1.21	< 0.101 U	0.425	< 0.0986 U	1.14	0.942	< 0.0952 U	0.449	< 0.103 U	< 0.0949 U	5.64	0.247	< 0.0946 U
PCB-134	52704-70-8	ng/g	0.923	3.64	2.03	3	0.273	1.23	0.292	4.14	2.98	< 0.126 U	0.925	0.182 J	< 0.126 U	23	0.694	0.334
PCB-135/144	PCB-135/144	ng/g	2.59	9.56	4.97	8.59	0.659	3.29	0.607	11.4	8.2	< 0.106 U	2.54	0.36	0.243	64 J	2.07	0.563
PCB-136	38411-22-2	ng/g	1.63	6.68	3.56	5.69	0.407	2.16	0.399	7.92	5.73	0.146 J	1.55	0.208	0.139 J	50.2 J	1.63	0.527
PCB-137	35694-06-5	ng/g	1.23	5.1	2.26	4.55	0.34	1.67	0.317	6.56 J	4.34 J	< 0.121 UJ	1.25 J	0.198 J	< 0.12 UJ	31.4 J	1.11 J	0.383 J
PCB-138/163/164	PCB-138/163/164	ng/g	21.4 J	85.9 J	40.8 J	72.1 J	5.27 J	30	5.2	100 J	68.6 J	1.8	22	3.26	1.78	461 J	15.2	5.72
PCB-139/149	PCB-139/149	ng/g	11.9 J	44 J	22.8 J	40.1 J	2.87 J	15	2.62	53.3 J	37.5	0.941	11.7	1.76	0.991	282 J	8.9	3.4
PCB-140	59291-64-4	ng/g	0.216	0.466	0.317	0.521	< 0.0621 U	< 0.0575 U	< 0.0606 U	< 0.0625 U	0.398	< 0.0585 U	< 0.0621 U	< 0.0632 U	< 0.0583 U	2.6	< 0.063 U	< 0.0581 U
PCB-141	52712-04-6	ng/g	2.73	11.9	5.71	10.4	0.714	3.79	0.664	15.2	9.92	0.254	2.67	0.398	0.187	78.1 J	2.86	0.829
PCB-143	68194-15-0	ng/g	< 0.0631 U	0.402	0.184 J	< 0.06 U	< 0.0625 U	< 0.0578 U	< 0.0609 U	0.389	0.261	< 0.0589 U	< 0.0625 U	< 0.0636 U	< 0.0586 U	2.62	< 0.0634 U	< 0.0584 U
PCB-145	74472-40-5	ng/g	< 0.0787 U	< 0.0775 U	< 0.0799 U	< 0.0748 U	< 0.078 U	< 0.0722 U	< 0.0761 U	< 0.0785 U	< 0.0779 U	< 0.0735 U	< 0.078 U	< 0.0794 U	< 0.0732 U	0.457	< 0.0791 U	< 0.073 U
PCB-146	51908-16-8	ng/g	2.19	8.14	4.26	7.54	0.621	3.01	0.594	8.89	6.61	0.185	2.23	0.372	0.23	43.6 J	1.42	0.563
PCB-147	68194-13-8	ng/g	0.767	2.41	1.5	2.47	0.266	0.864	0.201	2.42	1.87	< 0.0711 U	0.934	0.194 J	< 0.0708 U	10.4	0.365	< 0.0706 U
PCB-148	74472-41-6	ng/g	< 0.068 U	0.173 J	< 0.069 U	< 0.0646 U	< 0.0673 U	< 0.0623 U	< 0.0657 U	< 0.0678 U	< 0.0672 U	< 0.0634 U	< 0.0673 U	< 0.0686 U	< 0.0632 U	0.483	< 0.0683 U	< 0.063 U
PCB-150	68194-08-1	ng/g	< 0.0779 U	< 0.0767 U	< 0.0791 U	< 0.0741 U	< 0.0772 U	< 0.0715 U	< 0.0753 U	< 0.0777 U	0.153 J	< 0.0727 U	< 0.0772 U	< 0.0786 U	< 0.0725 U	0.615	< 0.0784 U	< 0.0722 U
PCB-151	52663-63-5	ng/g	2.84	9.66	5.35	9.51	0.695	3.5	0.611	11.5	8.6	< 0.0563 U	2.76	0.415	0.271	66.9 J	2.2	0.537
PCB-152	68194-09-2	ng/g	< 0.0862 U	0.186 J	< 0.0875 U	0.264	< 0.0854 U	< 0.079 U	< 0.0833 U	< 0.0859 U	0.215	< 0.0804 U	< 0.0854 U	< 0.0869 U	< 0.0801 U	0.988	< 0.0866 U	< 0.0799 U

Table 12
Phase 2 Reach Floodplain Soil Analytical Results
Phase 2 Data Evaluation Summary Memorandum
Lower Neponset River
Boston and Milton, Massachusetts

Analyte	CAS Number	Units	24D-0142 24D-0142-BS 6/26/2024 N 1 - 1.5 ft	24D-0143 24D-0143-AS 6/26/2024 N 0 - 1 ft	24D-0143 24D-0143-BS 6/26/2024 N 1 - 1.2 ft	24D-0144 24D-0144-AS 6/26/2024 N 0 - 1 ft	24D-0144 24D-0144-BS 6/26/2024 N 1 - 1.3 ft	24D-0145 24D-0145-AS 6/27/2024 N 0 - 1 ft	24D-0145 24D-0145-BS 6/27/2024 N 1 - 1.7 ft	24D-0146 24D-0146-AS 6/20/2024 N 0 - 1 ft	24D-0147 24D-0147-AS 6/20/2024 N 0 - 1 ft	24D-0147 24D-0147-BS 6/20/2024 N 1 - 1.7 ft	24D-0148 24D-0148-AS 6/20/2024 N 0 - 1 ft	24D-0148 24D-0148-BS 6/20/2024 N 1 - 2 ft	24D-0148 24D-0148-CS 6/20/2024 N 2 - 2.3 ft	24D-0149 24D-0149-AS 6/20/2024 N 0 - 1 ft	24D-0149 24D-0149-BS 6/20/2024 N 1 - 2 ft	24D-0150 24D-0150-AS 6/20/2024 N 0 - 1 ft
PCB-153	35065-27-1	ng/g	13.4 J	50.8 J	25.3 J	45.9 J	3.35 J	18.2	3.15	62.5 J	40.8 J	1.05	13.2	1.94	1.08	278 J	9.86	3.72
PCB-154	60145-22-4	ng/g	0.367	1.1	0.684	1.09	< 0.0493 U	0.43	< 0.0481 U	0.852	0.916	< 0.0464 U	0.416	< 0.0502 U	< 0.0463 U	4.51	0.184 J	< 0.0461 U
PCB-155	33979-03-2	ng/g	< 0.0419 U	< 0.0413 U	< 0.0425 U	< 0.0398 U	< 0.0415 U	< 0.0384 U	< 0.0405 U	< 0.0418 U	< 0.0415 U	< 0.0391 U	< 0.0415 U	< 0.0423 U	< 0.039 U	< 0.0424 U	< 0.0421 U	< 0.0388 U
PCB-156	38380-08-4	ng/g	2.49	9.82	4.56	8.24	0.474	2.83	0.514	12 J	8.19 J	0.271 J	2.28 J	0.402 J	0.204 J	56.4 J	1.41 J	0.496 J
PCB-157	69782-90-7	ng/g	0.66 J+	2.69 J+	1.31 J+	2.31 J+	< 0.0576 U	0.807 J+	< 0.0562 U	3.36 J+	2.12 J+	< 0.0543 U	0.644 J+	< 0.0587 U	< 0.0541 U	14.2 J+	0.724 J+	< 0.0539 U
PCB-158/160	PCB-158/160	ng/g	1.78	7.75	3.65	7.03	0.516	2.23	0.434	10 J	6.35 J	0.212 J	1.7 J	0.242 J	0.13 J	51.1 J	1.6 J	0.472 J
PCB-159	39635-35-3	ng/g	0.185 J	0.395	0.273	0.338	< 0.0685 U	< 0.0634 U	< 0.0668 U	0.68	0.372	< 0.0645 U	< 0.0685 U	< 0.0697 U	< 0.0643 U	1.99	< 0.0695 U	< 0.0641 U
PCB-161	74472-43-8	ng/g	< 0.0652 U	< 0.0642 U	< 0.0662 U	< 0.062 U	< 0.0646 U	< 0.0598 U	< 0.063 U	< 0.065 U	< 0.0645 U	< 0.0609 U	< 0.0646 U	< 0.0658 U	< 0.0606 U	< 0.066 U	< 0.0656 U	< 0.0604 U
PCB-162	39635-34-2	ng/g	< 0.0668 U	0.534	0.241	0.481	< 0.0662 U	< 0.0612 UJ	< 0.0645 UJ	0.562	0.348	< 0.0623 U	< 0.0662 U	< 0.0674 U	< 0.0621 U	2.59	< 0.0671 U	< 0.0619 U
PCB-165	74472-46-1	ng/g	< 0.0934 U	< 0.092 U	< 0.0948 U	< 0.0888 U	< 0.0926 U	< 0.0857 U	< 0.0903 U	< 0.0931 U	< 0.0924 U	< 0.0872 U	< 0.0926 U	< 0.0942 U	< 0.0869 U	< 0.0945 U	< 0.0939 U	< 0.0866 U
PCB-166	41411-63-6	ng/g	0.16 J	0.492	0.313	0.4	< 0.0829 U	0.246 J	< 0.0808 UJ	0.711	0.429	< 0.078 U	< 0.0829 U	< 0.0844 U	< 0.0778 U	2.91	< 0.0841 U	< 0.0775 U
PCB-167	52663-72-6	ng/g	0.831 J+	3.61 J+	1.7 J+	3.44 J+	0.235 J+	1.24	0.255	4.48 J+	2.73 J+	< 0.0534 U	0.899 J+	0.151 J+	< 0.0532 U	19.8 J+	0.565 J+	0.38 J+
PCB-169	32774-16-6	ng/g	< 0.0505 U	< 0.0497 U	< 0.0513 U	< 0.048 U	< 0.0501 U	< 0.0463 U	< 0.0488 U	< 0.0504 U	< 0.05 U	< 0.0472 U	< 0.0501 U	< 0.051 U	< 0.047 U	< 0.0511 U	< 0.0508 U	< 0.0468 U
PCB-170/190	PCB-170/190	ng/g	4.05	13.6	6.98	13.4	0.917	4.96	0.928	18.9	10.9	< 0.274 U	3.94	0.583	0.329 J	80.9 J	3.82	1.2
PCB-171	52663-71-5	ng/g	0.903	3.01	1.77	3.17	0.253	1.18	0.242	4.38	2.57	< 0.0612 U	0.876	< 0.0662 U	< 0.061 U	19.6	0.913	0.334
PCB-172/192	PCB-172/192	ng/g	0.556	1.65	0.804	1.66	< 0.144 U	0.664	< 0.14 U	2.24	1.33	< 0.135 U	0.508	< 0.146 U	< 0.135 U	10.1	0.482	< 0.134 U
PCB-173	68194-16-1	ng/g	< 0.0883 U	0.309	< 0.0896 U	0.321	< 0.0875 U	< 0.081 U	< 0.0853 U	< 0.0881 U	0.301	< 0.0824 U	< 0.0875 U	< 0.0891 U	< 0.0821 U	1.79	< 0.0888 U	< 0.0819 U
PCB-174	38411-25-5	ng/g	3.21	10.7	5.63	10.7	0.64	4.06	0.673	14.6	9.62	0.314	3.19	0.48	0.276	68.3 J	3.13	0.981
PCB-175	40186-70-7	ng/g	0.147 J	0.305	0.231	0.381	< 0.0625 U	0.158 J	< 0.0609 U	0.498	0.412	< 0.0589 U	< 0.0625 U	< 0.0636 U	< 0.0586 U	2.42	0.138 J	< 0.0584 U
PCB-176	52663-65-7	ng/g	0.325	0.94	0.547	1.14	< 0.0673 U	0.379	< 0.0657 U	1.32	0.849	< 0.0634 U	0.268	< 0.0686 U	< 0.0632 U	7.33	0.305	< 0.063 U
PCB-177	52663-70-4	ng/g	1.97	6.64	3.71	6.46	0.564	2.56	0.41	8.74	5.65	< 0.0822 U	2.39	0.361	0.136 J	38	1.68	0.521
PCB-178	52663-67-9	ng/g	0.866	2.38	1.44	2.37	< 0.0823 U	0.88	< 0.0802 U	2.9 J	2.05 J	< 0.0775 UJ	0.908 J	< 0.0838 UJ	< 0.0772 UJ	13.1 J	0.533 J	0.226 J
PCB-179	52663-64-6	ng/g	1.21	3.63	2.16	3.79	0.286	1.33	0.242	4.79	3.15	< 0.057 U	1.22	0.193 J	0.128 J	23.2	0.998	0.366
PCB-180	35065-29-3	ng/g	6.45 J	21.8 J	11.4 J	22.5 J	1.42 J	8.66	1.54	30.3	18.5	0.496	6.1	1.01	0.529	143 J	7.08	2
PCB-181	74472-47-2	ng/g	< 0.0928 U	< 0.0914 U	< 0.0942 U	< 0.0882 U	< 0.092 U	< 0.0851 U	< 0.0897 U	< 0.0926 U	< 0.0919 U	< 0.0866 U	< 0.092 U	< 0.0936 U	< 0.0863 U	< 0.0939 U	< 0.0933 U	< 0.086 U
PCB-182/187	PCB-182/187	ng/g	3.9	12.4	7	12.3	0.844	5.02	0.889	15.1	10.4	0.257	4.46	0.666	0.39	71.8 J	3.35	1.23
PCB-183	52663-69-1	ng/g	1.41	4.52	2.56	4.86	0.341	1.9	0.344	6.55	3.94	< 0.0667 U	1.18	0.188 J	< 0.0665 U	32.6	1.62	0.539
PCB-184	74472-48-3	ng/g	< 0.0488 U	< 0.048 U	< 0.0495 U	< 0.0464 U	< 0.0483 U	< 0.0447 U	< 0.0471 U	< 0.0486 U	< 0.0483 U	< 0.0455 U	< 0.0483 U	< 0.0492 U	< 0.0453 U	< 0.0493 U	< 0.049 U	< 0.0452 U
PCB-185	52712-05-7	ng/g	0.369	1.34	0.723	1.3	< 0.0708 U	0.495	< 0.0691 U	1.93	1.14	< 0.0667 U	0.453	< 0.0721 U	< 0.0665 U	8.27	0.464	< 0.0663 U
PCB-186	74472-49-4	ng/g	< 0.0732 U	< 0.0721 U	< 0.0743 U	< 0.0696 U	< 0.0726 U	< 0.0672 U	< 0.0708 U	< 0.073 U	< 0.0725 U	< 0.0684 U	< 0.0726 U	< 0.0739 U	< 0.0681 U	< 0.0741 U	< 0.0736 U	< 0.0679 U
PCB-188	74487-85-7	ng/g	< 0.0533 U	< 0.0524 U	< 0.0541 U	< 0.0506 U	< 0.0528 U	< 0.0488 UJ	< 0.0515 UJ	< 0.0531 U	< 0.0527 U	< 0.0497 U	< 0.0528 U	< 0.0537 U	< 0.0495 U	< 0.0539 U	< 0.0536 U	< 0.0494 U
PCB-189	39635-31-9	ng/g	0.269 J+	0.727 J+	0.375 J+	0.523 J+	< 0.0543 U	0.226 J+	< 0.053 U	0.878 J+	0.52 J+	< 0.0512 U	0.243 J+	< 0.0553 U	< 0.051 U	3.62 J+	< 0.0551 U	< 0.0508 U
PCB-191	74472-50-7	ng/g	0.148 J	0.421	0.267	0.426	< 0.135 U	0.177 J	< 0.131 UJ	0.523	0.353	< 0.127 U	< 0.134 U	< 0.137 U	< 0.126 U	2.63	< 0.136 U	< 0.126 U
PCB-193	69782-91-8	ng/g	0.447	1.29	0.716	1.15	< 0.181 U	0.488	< 0.177 U	1.54	0.928	< 0.171 U	0.444	< 0.185 U	< 0.17 U	6.89	0.337	< 0.17 U
PCB-194	35694-08-7	ng/g	3.83	7.58	5.41	11.1	< 0.155 U	5.1	< 0.151 U	11.5 J	6.41 J	< 0.146 UJ	3.97 J	< 0.158 UJ	< 0.146 UJ	43.3 J	4.05 J	1.68 J
PCB-195	52663-78-2	ng/g	1.02	2.74	1.53	2.83	< 0.148 U	1.21	< 0.144 U	3.81	2.22	< 0.139 U	0.974	< 0.15 U	< 0.139 U	14.5	1.39	< 0.138 U
PCB-196/203	PCB-196/203	ng/g	2.55	6.86	3.96	7.9	0.662	3.32	0.492	10.1	6.28	< 0.122 U	2.49	0.588	< 0.122 U	43.6 J	2.07	1.12
PCB-197	33091-17-7	ng/g	< 0.0584 U	0.237	< 0.0592 U	< 0.0555 U	< 0.0578 U	< 0.0535 U	< 0.0564 U	< 0.0582 U	< 0.0578 U	< 0.0545 U	< 0.0578 U	< 0.0589 U	< 0.0543 U	1.3	< 0.0587 U	< 0.0541 U
PCB-198	68194-17-2	ng/g	< 0.0991 U	< 0.0976 U	< 0.101 U	2.6	< 0.0982 U	< 0.0909 U	< 0.0957 U	< 0.0988 U	< 0.0981 U	< 0.0925 U	< 0.0982 U	< 0.1 U	< 0.0921 U	2.23	< 0.0996 U	< 0.0918 U
PCB-199	52663-75-9	ng/g	2.39	6.27	3.47	7.09	0.572	2.8	0.513	9.16	5.68	< 0.085 U	2.57	0.293	< 0.0847 U	36.8	1.75	1.23
PCB-200	52663-73-7	ng/g	0.292	0.765	0.582	0.737	< 0.0838 U	0.457	< 0.0817 U	1.1	0.831	< 0.079 U	0.386	< 0.0853 U	< 0.0787 U	4.35	< 0.0851 U	< 0.0784 U
PCB-201	40186-71-8	ng/g	0.287	0.488	0.433	0.635	< 0.0503 U	< 0.0465 U	< 0.049 U	0.773	0.515	< 0.0473 U	0.295	< 0.0512 U	< 0.0472 U	4.09	0.244	< 0.047 U
PCB-202	2136-99-4	ng/g	0.432	1.16	0.674	1.35	< 0.0629 U	0.459	< 0.0613 U	1.72 J	1.05 J	< 0.0592 UJ	0.469 J	< 0.064 UJ	< 0.059 UJ	6.01 J	0.363 J	0.318 J
PCB-204	74472-52-9	ng/g	< 0.0981 U	< 0.0966 U	< 0.0996 U	< 0.0933 U	< 0.0972 U	< 0.09 U	< 0.0948 U	< 0.0978 U	< 0.0971 U	< 0.0916 U	< 0.0972 U	< 0.099 U	< 0.0912 U	< 0.0993 U	< 0.0986 U	< 0.0909 U
PCB-205	74472-53-0	ng/g	< 0.0543 U	0.416	< 0.0551 U	< 0.0516 U	< 0.0538 U	< 0.0497 U	< 0.0524 U	0.72	< 0.0537 U	< 0.0506 U	< 0.0538 U	< 0.0547 U	< 0.0504 U	2.05	< 0.0545 U	< 0.0503 U
PCB-206	40186-72-9	ng/g	1.29	3.37	1.85	3.92	< 0.0516 U	1.99	0.632	5.62	3.41	< 0.0486 U	1.52	< 0.0525 U	< 0.0484 U	17	1.1	3.59
PCB-207	52663-79-3	ng/g	< 0.0687 U	0.298	< 0.0698 U	0.469	< 0.0681 U	< 0.063 U	< 0.0664 U	0.793 J	0.394 J	< 0.0642 UJ	< 0.0681 UJ	< 0.0693 UJ	< 0.0639 UJ	1.88 J	< 0.0691 UJ	0.378 J
PCB-208	52663-77-1	ng/g	0.273	0.787	0.545	1.18	< 0.0681 U	0.648	< 0.0664 U	2.02	1.16	< 0.0642 U	0.461	< 0.0693 U	< 0.0639 U	4.37	0.486	1.53
PCB-209	2051-24-3	ng/g	0.441 J	1.32 J	0.784 J	2.25 J	< 0.0448 UJ	1.37 J	0.469 J	3.35	2	< 0.0422 U	0.821	< 0.0456 U	< 0.0421 U	5	0.605	4.38
Total Decachlorobiphenyls	RA_Total_DECPCB	ng/g	0.441	1.32	0.784	2.25	< 0.0448 U	1.37	0.469	3.35	2	< 0.0422 U	0.821	< 0.0456 U	< 0.0421 U	5	0.605	4.38
Total Dichlorobiphenyls	RA_Total_DIPCB	ng/g	125.336	136.234	91.707	128.28	7.925	38.677	11.47	67.856	86.885	1.393	51.515	4.19	1.626	502.03	8.723	< 0.103 U
Total Heptachlorobiphenyls	RA_Total_HEPPCB	ng/g	26.23	85.662	46.313	86.451	5.265	33.137	5.268	115.189	72.613	1.067	26.18	3.481	1.788	533.55	24.85	7.397
Total Hexachlorobiphenyls	RA_Total_HEXPCB	ng/g	81.063	317.201	157.158	278.485	19.564	106.008	18.625	379.464	260.341	5.798	80.276	11.7	5.954	1855.7	60.888	21.445
Total Monochlorobiphenyls	RA_Total_MONPCB	ng/g	12.58	16.06	13.16	30.33	1.866	4.88	0.78	6.68	6.92	< 0.0453 U	8.92	0.669	< 0.0452 U	3.49	< 0.0488 U	< 0.0450 U
Total Nonachlorobiphenyls	RA_Total_NONPCB	ng/g	1.563	4.455	2.395	5.569	< 0.0681 U	2.638	0.632	8.433	4.964	< 0.0642 U	1.981	< 0.0693 U	< 0.0639 U	23.25	1.586	5.498
Total Octachlorobiphenyls	RA_Total_OCTPCB	ng/g	10.801	26.516	16.059	34.242	1.234	13.346	1.005	38.883	22.986	< 0.146 U	11.154	0.881	< 0.146 U	158.23	9.867	4.348
Total Pentachlorobiphenyls	RA_Total_PENPCB	ng/g	277.497	982.029	430.249	853.73	46.371	335.083	59.407	1326.46	1051.35	28.76	233.723	35.202	18.976	9318.77	238.457	16.951
Total Tetrachlorobiphenyls	RA_Total_TETPCB	ng/g	432.779	1299.07	571.084	1583.79	69.482	520.087	88.372	2488.14	2186.09	59.233	288.556	44.669	27.386	27013	487.091	5.528
Total Trichlorobiphenyls	RA_Total_TRICPB	ng/g	190.894	443.667	194.733	367.185	18.823	101.82	28.433	569.88	563.209	15.19	75.49	9.991	7.802	11958.1	168.53	< 0.129 U
Total PCB Congeners	RA_Tot_PCB_Cong	ng/g	1159.18	3312.22	1523.64	3370.31	170.53	1157.05	214.461	5004.33	4257.36	111.441	778.616	110.783	63.532	51371.1	1000.6	65.547
Total PCB TEQ (Bird)	RA-TEQ-B-PCB	ng/g	0.6406839	2.16070007	0.86016045	2.47903213	0.11411145	0.93677576	0.12866044	4.02839218	2.6588137	0.0573348	0.39217952	0.04507438	0.026346	15.7614672	0.42882935	0.0202414
Total PCB TEQ (Fish)	RA-TEQ-F-PCB	ng/g	0.0019365	0.012213835	0.002639175	0.013016615	0.000298095	0.002764015	0.00033269	0.02051339	0.0128492	0.000149055	0.00127093	0.00012875	0.00007497	0.0841206	0.00131575	0.000058925
Total PCB TEQ (Mammal)	RA-TEQ-M-PCB	ng/g	0.0037727	0.13065301	0.00524505	0.13612169	0.00065357	0.00465309	0.00071614	0.20365834	0.1186232	0.00032433	0.00259738	0.000325	0.00018832	0.8224436	0.0023831	0.00015255
TAL Metals and Mercury																		
Aluminum	7429-90-5	mg/kg	6200	3700	4700	5500	3900	5100	3100	3700 J-	2900	2600	2700	1400	2200	7300	4200	4900 J-
Calcium	7440-70-2	mg/kg	1300	760	1100	1900	1100	1400	740	1900	890	530	740	520	810	2100	1300	640
Iron	7439-89-6	mg/kg	14000	8800	12000	13000	11000	19000	18000	8500	6600	9600	4000	1200	2600	8000	8000	8200
Magnesium	7439-95-4	mg/kg	2800	1500	2100	1500	1600	2200	1400	1200 J-	1100	1100	800	310 J	690	2000	1900	1600 J-
Potassium	7440-09-7	mg/kg	410 J	130 J	230 J	330 J	230 J	130 J	< 400 U	150 J-	110 J	83 J	110 J	< 490 U	< 450 U	200 J	310 J	250 J-
Sodium	7440-23-5	mg/kg	100 J	< 440 U	< 380 U	120 J	< 410 U	< 480 UJ	< 400 UJ	< 510 U	83 J	< 400 U	< 410 U	< 490 U	< 450 U	340 J	120 J	< 440 U
Antimony	7440-36-0	mg/kg	< 0.84 U	< 0.96 U	< 0.96 U	< 1.0 U	< 0.98 U	< 0.83 U	< 1.0 U	1.1	0.60 J	< 0.78 U	0.44 J	< 0.97 U	0.12 J	0.24 J	0.20 J	1.1
Arsenic	7440-38-2	mg/kg	4.0 J+	2.8	2.7 J+	4.2 J+	3.9 J+	4.5	6.3	4.4 J	2.3 J+	2.9 J	1.8 J+	0.39 J	0.49 J+	1.8 J+	1.8 J+	7.3 J
Barium	7440-39-3	mg/kg	24	42	25	39	28	90	38	40	21	32	26	21	25	57	34	27
Beryllium	7440-41-7	mg/kg	< 0.42 U	< 0.48 U	< 0.48 U	< 0.50 U	< 0.49 U	< 0.42 U	< 0.52 U	< 0.46 UJ	< 0.50 U	< 0.39 UJ	< 0.48 U	< 0.49 UJ	< 0.40 U	< 0.68 U	< 0.53 U	< 0.38 UJ

Table 12
Phase 2 Reach Floodplain Soil Analytical Results
Phase 2 Data Evaluation Summary Memorandum
Lower Neponset River
Boston and Milton, Massachusetts

Analyte	CAS Number	Units	24D-0142 24D-0142-BS 6/26/2024 N 1 - 1.5 ft	24D-0143 24D-0143-AS 6/26/2024 N 0 - 1 ft	24D-0143 24D-0143-BS 6/26/2024 N 1 - 1.2 ft	24D-0144 24D-0144-AS 6/26/2024 N 0 - 1 ft	24D-0144 24D-0144-BS 6/26/2024 N 1 - 1.3 ft	24D-0145 24D-0145-AS 6/27/2024 N 0 - 1 ft	24D-0145 24D-0145-BS 6/27/2024 N 1 - 1.7 ft	24D-0146 24D-0146-AS 6/20/2024 N 0 - 1 ft	24D-0147 24D-0147-AS 6/20/2024 N 0 - 1 ft	24D-0147 24D-0147-BS 6/20/2024 N 1 - 1.7 ft	24D-0148 24D-0148-AS 6/20/2024 N 0 - 1 ft	24D-0148 24D-0148-BS 6/20/2024 N 1 - 2 ft	24D-0148 24D-0148-CS 6/20/2024 N 2 - 2.3 ft	24D-0149 24D-0149-AS 6/20/2024 N 0 - 1 ft	24D-0149 24D-0149-BS 6/20/2024 N 1 - 2 ft	24D-0150 24D-0150-AS 6/20/2024 N 0 - 1 ft
Cadmium	7440-43-9	mg/kg	0.076 J	0.11 J-	0.091 J	0.41 J	0.31 J	0.49	0.13 J	0.31 J	< 0.50 U	0.23 J	0.12 J	< 0.49 U	< 0.40 U	< 0.68 U	< 0.53 U	0.11 J
Chromium, Total	7440-47-3	mg/kg	23 JEB	34 JEB	25 JEB	29 JEB	15 JEB	39 JEB	17 JEB	32 EB	18 EB	12 JEB	12 EB	9.3 JEB	13 EB	18 EB	12 EB	80 EB
Cobalt	7440-48-4	mg/kg	8.2 J+	5.1 J+	2.5 J+	5.3 J+	6.7 J+	8.1	10	5.6	2.2	7.9	1.8	0.81	0.94	1.7	3.3	3.1
Copper	7440-50-8	mg/kg	25 J+	38 J+	25 J+	30 J+	18 J+	27 J+	14 J+	43 J	20	7.5 J+	15	2.7 J+	3.1	26	17	76 J
Lead	7439-92-1	mg/kg	28	52	28	75	14	60	8.9	110 EB	52 EB	3.3	34 EB	5.4	4.5 EB	76 EB	29 EB	180 EB
Manganese	7439-96-5	mg/kg	210 JEB	130 JEB	67 JEB	520 JEB	460 JEB	4300 JEB	550 JEB	750 JEB	120 JEB	1800 JEB	58 JEB	36 JEB	39 JEB	30 JEB	77 JEB	100 JEB
Nickel	7440-02-0	mg/kg	12 JEB	11 JEB	5.6 JEB	10 JEB	9.7 JEB	12 EB	9.1 EB	8.9	4.5	7.1 EB	3.8	2.0 EB	2.4	4.8	6.8	7.2
Selenium	7782-49-2	mg/kg	0.44 J	< 2.4 U	< 2.4 U	< 2.5 U	< 2.5 U	0.27 J	< 2.6 U	< 2.3 UJ	< 2.5 U	< 2.0 U	< 2.4 U	0.42 J	< 2.0 U	< 3.4 U	< 2.7 U	< 1.9 UJ
Silver	7440-22-4	mg/kg	0.10 J	0.19 J+	0.13 J	0.20 J	0.064 J	0.17 J	0.088 J	0.32 J	0.18 J	< 0.39 U	0.10 J	< 0.49 U	0.048 J	0.19 J	0.075 J	0.25 J
Thallium	7440-28-0	mg/kg	0.042 J	0.034 J	0.053 J	0.050 J	0.044 J	0.083 J	0.036 J	0.082 J	0.19 J	0.090 J	0.097 J	< 0.49 U	< 0.40 U	< 0.68 U	< 0.53 U	0.049 J
Vanadium	7440-62-2	mg/kg	30	27	21	23	22	26	22	26	15	19 J	10	3.9 J	2.9	10	12	21
Zinc	7440-66-6	mg/kg	39 JEB	50 JEB	27 JEB	95 JEB	61 JEB	75 JEB	40 JEB	49 EB	24 EB	34 JEB	41 EB	38 JEB	48 EB	26 EB	26 EB	53 EB
Mercury	7439-97-6	mg/kg	0.11	0.24	0.10	0.35	0.063 J	0.24	0.060 J	0.46	0.20	0.026 J	< 0.11 U	0.020 J	< 0.11 U	0.68	< 0.11 U	1.2
TCL VOCs																		
1,1,1-Trichloroethane (TCA)	71-55-6	ug/kg	< 5.0 U	< 5.2 U	-	< 5.9 U	< 4.5 U	< 5.6 U	< 5.2 U	< 6.0 U	< 5.4 U	< 5.6 U	< 5.7 U	< 5.7 U	< 6.3 U	< 7.8 U	< 5.3 U	< 5.9 U
1,1,2,2-TETRACHLOROETHANE	79-34-5	ug/kg	< 5.0 U	< 5.2 U	-	< 5.9 U	< 4.5 U	< 5.6 U	< 5.2 U	< 6.0 U	< 5.4 U	< 5.6 U	< 5.7 U	< 5.7 U	< 6.3 U	< 7.8 U	< 5.3 U	< 5.9 U
1,1,2-TRICHLORO-1,2,2-TRIFLUOROETHANE	76-13-1	ug/kg	< 5.0 U	< 5.2 U	-	< 5.9 U	< 4.5 U	< 5.6 U	< 5.2 U	< 6.0 U	< 5.4 U	< 5.6 U	< 5.7 U	< 5.7 U	< 6.3 U	< 7.8 U	< 5.3 U	< 5.9 U
1,1,2-Trichloroethane	79-00-5	ug/kg	< 5.0 U	< 5.2 U	-	< 5.9 U	< 4.5 U	< 5.6 U	< 5.2 U	< 6.0 U	< 5.4 U	< 5.6 U	< 5.7 U	< 5.7 U	< 6.3 U	< 7.8 U	< 5.3 U	< 5.9 U
1,1-Dichloroethane	75-34-3	ug/kg	< 5.0 U	< 5.2 U	-	< 5.9 U	< 4.5 U	< 5.6 U	< 5.2 U	< 6.0 U	< 5.4 U	< 5.6 U	< 5.7 U	< 5.7 U	< 6.3 U	< 7.8 U	< 5.3 U	< 5.9 U
1,1-Dichloroethene	75-35-4	ug/kg	< 5.0 U	< 5.2 U	-	< 5.9 U	< 4.5 U	< 5.6 U	< 5.2 U	< 6.0 U	< 5.4 U	< 5.6 U	< 5.7 U	< 5.7 U	< 6.3 U	< 7.8 U	< 5.3 U	< 5.9 UJ
1,2,3-Trichlorobenzene	87-61-6	ug/kg	< 5.0 U	< 5.2 U	-	< 5.9 U	< 4.5 U	< 5.6 U	< 5.2 U	< 6.0 U	< 5.4 U	< 5.6 U	< 5.7 U	< 5.7 U	< 6.3 U	< 7.8 U	< 5.3 U	< 5.9 UJ
1,2,3-TRICHLOROPROPANE	96-18-4	ug/kg	< 5.0 U	< 5.2 U	-	< 5.9 U	< 4.5 U	< 5.6 U	< 5.2 U	< 6.0 U	< 5.4 U	< 5.6 U	< 5.7 U	< 5.7 U	< 6.3 U	< 7.8 U	< 5.3 U	< 5.9 U
1,2,4-TRICHLOROBENZENE	120-82-1	ug/kg	< 5.0 U	< 5.2 U	-	< 5.9 U	< 4.5 U	< 5.6 U	< 5.2 U	< 6.0 U	< 5.4 U	< 5.6 U	< 5.7 U	< 5.7 U	< 6.3 U	< 7.8 U	< 5.3 U	< 5.9 UJ
1,2,4-Trimethylbenzene	95-63-6	ug/kg	< 5.0 U	< 5.2 U	-	< 5.9 U	< 4.5 U	< 5.6 U	< 5.2 U	< 6.0 U	< 5.4 U	< 5.6 U	< 5.7 U	< 5.7 U	< 6.3 U	< 7.8 U	< 5.3 U	< 5.9 UJ
1,2-Dibromo-3-Chloropropane	96-12-8	ug/kg	< 5.0 U	< 5.2 U	-	< 5.9 U	< 4.5 U	< 5.6 U	< 5.2 U	< 6.0 U	< 5.4 U	< 5.6 U	< 5.7 U	< 5.7 U	< 6.3 U	< 7.8 U	< 5.3 U	< 5.9 UJ
1,2-Dibromoethane (Ethylene Dibromide)	106-93-4	ug/kg	< 5.0 U	< 5.2 U	-	< 5.9 U	< 4.5 U	< 5.6 U	< 5.2 U	< 6.0 U	< 5.4 U	< 5.6 U	< 5.7 U	< 5.7 U	< 6.3 U	< 7.8 U	< 5.3 U	< 5.9 U
1,2-Dichlorobenzene	95-50-1	ug/kg	< 5.0 U	< 5.2 U	-	< 5.9 U	< 4.5 U	< 5.6 U	< 5.2 U	< 6.0 U	< 5.4 U	< 5.6 U	< 5.7 U	< 5.7 U	< 6.3 U	< 7.8 U	< 5.3 U	< 5.9 UJ
1,2-Dichloroethane	107-06-2	ug/kg	< 5.0 U	< 5.2 U	-	< 5.9 U	< 4.5 U	< 5.6 U	< 5.2 U	< 6.0 U	< 5.4 U	< 5.6 U	< 5.7 U	< 5.7 U	< 6.3 U	< 7.8 U	< 5.3 U	< 5.9 U
1,2-DICHLOROPROPANE	78-87-5	ug/kg	< 5.0 U	< 5.2 U	-	< 5.9 U	< 4.5 U	< 5.6 U	< 5.2 U	< 6.0 U	< 5.4 U	< 5.6 U	< 5.7 U	< 5.7 U	< 6.3 U	< 7.8 U	< 5.3 U	< 5.9 U
1,3,5-Trimethylbenzene (Mesitylene)	108-67-8	ug/kg	< 5.0 U	< 5.2 U	-	< 5.9 U	< 4.5 U	< 5.6 U	< 5.2 U	< 6.0 U	< 5.4 U	< 5.6 U	< 5.7 U	< 5.7 U	< 6.3 U	< 7.8 U	< 5.3 U	< 5.9 UJ
1,3-DICHLOROBENZENE	541-73-1	ug/kg	< 5.0 U	< 5.2 U	-	< 5.9 U	< 4.5 U	< 5.6 U	< 5.2 U	< 6.0 U	< 5.4 U	< 5.6 U	< 5.7 U	< 5.7 U	< 6.3 U	< 7.8 U	< 5.3 U	< 5.9 UJ
1,4-DICHLOROBENZENE	106-46-7	ug/kg	< 5.0 U	< 5.2 U	-	< 5.9 U	< 4.5 U	< 5.6 U	< 5.2 U	< 6.0 U	< 5.4 U	< 5.6 U	< 5.7 U	< 5.7 U	< 6.3 U	< 7.8 U	< 5.3 U	< 5.9 UJ
2-HEXANONE	591-78-6	ug/kg	< 10 U	< 10 U	-	< 12 U	< 9.1 U	< 11 U	< 10 U	< 12 U	< 11 U	< 11 U	< 11 U	< 11 U	< 13 U	< 16 U	< 11 U	< 12 U
ACETONE	67-64-1	ug/kg	< 10 U	< 10 U	-	< 12 U	< 9.1 U	< 11 U	< 10 U	< 12 U	< 11 U	< 11 U	< 11 U	< 11 U	250 EB	< 16 U	< 11 U	< 12 U
Benzene	71-43-2	ug/kg	< 5.0 U	< 5.2 U	-	< 5.9 U	< 4.5 U	< 5.6 U	< 5.2 U	< 6.0 U	< 5.4 U	< 5.6 U	< 5.7 U	< 5.7 U	< 6.3 U	< 7.8 U	< 5.3 U	< 5.9 UJ
BROMOCHLOROMETHANE	74-97-5	ug/kg	< 5.0 U	< 5.2 U	-	< 5.9 U	< 4.5 U	< 5.6 U	< 5.2 U	< 6.0 U	< 5.4 U	< 5.6 U	< 5.7 U	< 5.7 U	< 6.3 U	< 7.8 U	< 5.3 U	< 5.9 U
BROMODICHLOROMETHANE	75-27-4	ug/kg	< 5.0 U	< 5.2 U	-	< 5.9 U	< 4.5 U	< 5.6 U	< 5.2 U	< 6.0 U	< 5.4 U	< 5.6 U	< 5.7 U	< 5.7 U	< 6.3 U	< 7.8 U	< 5.3 U	< 5.9 U
BROMOFORM	75-25-2	ug/kg	< 5.0 U	< 5.2 U	-	< 5.9 U	< 4.5 U	< 5.6 U	< 5.2 U	< 6.0 U	< 5.4 U	< 5.6 U	< 5.7 U	< 5.7 U	< 6.3 U	< 7.8 U	< 5.3 U	< 5.9 UJ
BROMOMETHANE	74-83-9	ug/kg	< 5.0 U	< 5.2 U	-	< 5.9 U	< 4.5 U	< 5.6 U	< 5.2 U	< 6.0 U	< 5.4 U	< 5.6 U	< 5.7 U	< 5.7 U	< 6.3 U	< 7.8 U	< 5.3 U	< 5.9 U
CARBON DISULFIDE	75-15-0	ug/kg	< 5.0 U	< 5.2 U	-	< 5.9 U	< 4.5 U	< 5.6 U	< 5.2 U	< 6.0 U	< 5.4 U	< 5.6 U	< 5.7 U	< 5.7 U	< 6.3 U	< 7.8 U	< 5.3 U	< 5.9 U
CARBON TETRACHLORIDE	56-23-5	ug/kg	< 5.0 U	< 5.2 U	-	< 5.9 U	< 4.5 U	< 5.6 U	< 5.2 U	< 6.0 U	< 5.4 U	< 5.6 U	< 5.7 U	< 5.7 U	< 6.3 U	< 7.8 U	< 5.3 U	< 5.9 U
Chlorobenzene	108-90-7	ug/kg	< 5.0 U	< 5.2 U	-	< 5.9 U	< 4.5 U	< 5.6 U	< 5.2 U	< 6.0 U	< 5.4 U	< 5.6 U	< 5.7 U	< 5.7 U	< 6.3 U	< 7.8 U	< 5.3 U	< 5.9 UJ
CHLOROETHANE	75-00-3	ug/kg	< 5.0 U	< 5.2 U	-	< 5.9 U	< 4.5 U	< 5.6 U	< 5.2 U	< 6.0 U	< 5.4 U	< 5.6 U	< 5.7 U	< 5.7 U	< 6.3 U	< 7.8 U	< 5.3 U	< 5.9 U
Chloroform	67-66-3	ug/kg	< 5.0 U	< 5.2 U	-	< 5.9 U	< 4.5 U	< 5.6 U	< 5.2 U	< 6.0 U	< 5.4 U	< 5.6 U	< 5.7 U	< 5.7 U	< 6.3 U	< 7.8 U	< 5.3 U	< 5.9 U
CHLOROMETHANE	74-87-3	ug/kg	< 5.0 U	< 5.2 U	-	< 5.9 U	< 4.5 U	< 5.6 U	< 5.2 U	< 6.0 U	< 5.4 U	< 5.6 U	< 5.7 U	< 5.7 U	< 6.3 U	< 7.8 U	< 5.3 U	< 5.9 U
CIS-1,2-DICHLOROETHYLENE	156-59-2	ug/kg	< 5.0 U	< 5.2 U	-	< 5.9 U	< 4.5 U	< 5.6 U	< 5.2 U	< 6.0 U	< 5.4 U	< 5.6 U	< 5.7 U	< 5.7 U	< 6.3 U	< 7.8 U	< 5.3 U	< 5.9 U
cis-1,3-Dichloropropene	10061-01-5	ug/kg	< 5.0 U	< 5.2 U	-	< 5.9 U	< 4.5 U	< 5.6 U	< 5.2 U	< 6.0 U	< 5.4 U	< 5.6 U	< 5.7 U	< 5.7 U	< 6.3 U	< 7.8 U	< 5.3 U	< 5.9 U
Cyclohexane	110-82-7	ug/kg	< 5.0 U	< 5.2 U	-	< 5.9 U	< 4.5 U	< 5.6 U	< 5.2 U	< 6.0 U	< 5.4 U	< 5.6 U	< 5.7 U	< 5.7 U	< 6.3 U	< 7.8 U	< 5.3 U	< 5.9 U
DIBROMOCHLOROMETHANE	124-48-1	ug/kg	< 5.0 U	< 5.2 U	-	< 5.9 U	< 4.5 U	< 5.6 U	< 5.2 U	< 6.0 U	< 5.4 U	< 5.6 U	< 5.7 U	< 5.7 U	< 6.3 U	< 7.8 U	< 5.3 U	< 5.9 U
Dichlorodifluoromethane	75-71-8	ug/kg	< 5.0 U	< 5.2 U	-	< 5.9 U	< 4.5 U	< 5.6 U	< 5.2 U	< 6.0 U	< 5.4 U	< 5.6 U	< 5.7 U	< 5.7 U	< 6.3 U	< 7.8 U	< 5.3 U	< 5.9 U
Ethylbenzene	100-41-4	ug/kg	< 5.0 U	< 5.2 U	-	< 5.9 U	< 4.5 U	< 5.6 U	< 5.2 U	< 6.0 U	< 5.4 U	< 5.6 U	< 5.7 U	< 5.7 U	0.74 J	< 7.8 U	< 5.3 U	< 5.9 U
Isopropylbenzene (Cumene)	98-82-8	ug/kg	< 5.0 U	< 5.2 U	-	< 5.9 U	< 4.5 U	< 5.6 U	< 5.2 U	< 6.0 U	< 5.4 U	< 5.6 U	< 5.7 U	< 5.7 U	< 6.3 U	< 7.8 U	< 5.3 U	< 5.9 UJ
m,p-Xylene	179601-23-1	ug/kg	< 5.0 U	< 5.2 U	-	< 5.9 U	< 4.5 U	< 5.6 U	< 5.2 U	< 6.0 U	< 5.4 U	< 5.6 U	< 5.7 U	< 5.7 U	2.4 J	< 7.8 U	< 5.3 U	< 5.9 U
METHYL ACETATE	79-20-9	ug/kg	< 5.0 U	< 5.2 U	-	< 5.9 U	< 4.5 U	< 5.6 U	< 5.2 U	< 6.0 U	< 5.4 U	< 5.6 U	< 5.7 U	< 5.7 U	< 6.3 U	< 7.8 U	< 5.3 U	< 5.9 U
Methyl Ethyl Ketone (2-Butanone)	78-93-3	ug/kg	< 10 U	< 10 U	-	< 12 U	< 9.1 U	< 11 U	< 10 U	< 12 U	< 11 U	< 11 U	< 11 U	< 11 U	10 J	< 16 U	< 11 U	< 12 U
METHYL ISOBUTYL KETONE (4-METHYL-2-PENTANONE)	108-10-1	ug/kg	< 10 U	< 10 U	-	< 12 U	< 9.1 U	< 11 U	< 10 U	< 12 U	< 11 U	< 11 U	< 11 U	< 11 U	< 13 U	< 16 U	< 11 U	< 12 U
Methylcyclohexane	108-87-2	ug/kg	< 5.0 U	< 5.2 U	-	< 5.9 U	< 4.5 U	< 5.6 U	< 5.2 U	< 6.0 U	< 5.4 U	< 5.6 U	< 5.7 U	< 5.7 U	< 6.3 U	< 7.8 U	< 5.3 U	< 5.9 U
Methylene Chloride	75-09-2	ug/kg	< 5.0 U	< 5.2 U	-	< 5.9 U	< 4.5 U	< 5.6 U	< 5.2 U	< 6.0 U	< 5.4 U	< 5.6 U	< 5.7 U	< 5.7 U	< 6.3 U	< 7.8 U	< 5.3 U	6.4 J+
o-Xylene (1,2-Dimethylbenzene)	95-47-6	ug/kg	< 5.0 U	< 5.2 U	-	< 5.9 U	< 4.5 U	< 5.6 U	< 5.2 U	< 6.0 U	< 5.4 U	< 5.6 U	< 5.7 U	< 5.7 U	1.1 J	< 7.8 U	< 5.3 U	< 5.9 U
Styrene	100-42-5	ug/kg	< 5.0 U	< 5.2 U	-	< 5.9 U	< 4.5 U	< 5.6 U	< 5.2 U	< 6.0 U	< 5.4 U	< 5.6 U	< 5.7 U	< 5.7 U	< 6.3 U	< 7.8 U	< 5.3 U	< 5.9 U
TERT-BUTYL METHYL ETHER	1634-04-4	ug/kg	< 5.0 U	< 5.2 U	-	< 5.9 U	< 4.5 U	< 5.6 U	< 5.2 U	< 6.0 U	< 5.4 U	< 5.6 U	< 5.7 U	< 5.7 U	< 6.3 U	< 7.8 U	< 5.3 U	< 5.9 U
Tetrachloroethylene (PCE)	127-18-4	ug/kg	< 5.0 U	< 5.2 U	-	< 5.9 U	< 4.5 U	< 5.6 U	< 5.2 U	< 6.0 U	< 5.4 U	< 5.6 U	< 5.7 U	< 5.7 U	< 6.3 U	< 7.8 U	< 5.3 U	< 5.9 U
Toluene	108-88-3	ug/kg	< 5.0 U	< 5.2 U	-	< 5.9 U	< 4.5 U	< 5.6 U	< 5.2 U	< 6.0 U	< 5.4 U	< 5.6 U	< 5.7 U	< 5.7 U	< 6.3 U	< 7.8 U	< 5.3 U	< 5.9 UJ
Trans-1,2-Dichloroethylene	156-60-5	ug/kg	< 5.0 U	< 5.2 U	-	< 5.9 U	< 4.5 U	< 5.6 U	< 5.2 U	< 6.0 U	< 5.4 U	< 5.6 U	< 5.7 U	< 5.7 U	< 6.3 U	< 7.8 U	< 5.3 U	< 5.9 U
Trans-1,3-Dichloropropene	10061-02-6	ug/kg	< 5.0 U	< 5.2 U	-	< 5.9 U	< 4.5 U	< 5.6 U	< 5.2 U	< 6.0 U	< 5.4 U	< 5.6 U	< 5.7 U	< 5.7 U	< 6.3 U	< 7.8 U	< 5.3 U	< 5.9 U
Trichloroethylene (TCE)	79-01-6	ug/kg	< 5.0 U	< 5.2 U	-	< 5.9 U	< 4.5 U	< 5.6 U	< 5.2 U	< 6.0 U	< 5.4 U	< 5.6 U	< 5.7 U	< 5.7 U	< 6.3 U	< 7.8 U	< 5.3 U	< 5.9 UJ
Trichlorofluoromethane	75-69-4	ug/kg	< 5.0 U	< 5.2 U	-	< 5.9 U	< 4.5 U	< 5.6 U	< 5.2 U	< 6.0 U	< 5.4 U	< 5.6 U	< 5.7 U	< 5.7 U	< 6.3 U	< 7.8 U	< 5.3 U	< 5.9 U
Vinyl Chloride	75-01-4	ug/kg	< 5.0 U	< 5.2 U	-	< 5.9 U	< 4.5 U	< 5.6 U	< 5.2 U	< 6.0 U	< 5.4 U	< 5.6 U	< 5.7 U	< 5.7 U	< 6.3 U	< 7.8 U	< 5.3 U	< 5.9 U

Table 12
Phase 2 Reach Floodplain Soil Analytical Results
Phase 2 Data Evaluation Summary Memorandum
Lower Neponset River
Boston and Milton, Massachusetts

Analyte	CAS Number	Units	24D-0142 24D-0142-BS 6/26/2024 N 1 - 1.5 ft	24D-0143 24D-0143-AS 6/26/2024 N 0 - 1 ft	24D-0143 24D-0143-BS 6/26/2024 N 1 - 1.2 ft	24D-0144 24D-0144-AS 6/26/2024 N 0 - 1 ft	24D-0144 24D-0144-BS 6/26/2024 N 1 - 1.3 ft	24D-0145 24D-0145-AS 6/27/2024 N 0 - 1 ft	24D-0145 24D-0145-BS 6/27/2024 N 1 - 1.7 ft	24D-0146 24D-0146-AS 6/20/2024 N 0 - 1 ft	24D-0147 24D-0147-AS 6/20/2024 N 0 - 1 ft	24D-0147 24D-0147-BS 6/20/2024 N 1 - 1.7 ft	24D-0148 24D-0148-AS 6/20/2024 N 0 - 1 ft	24D-0148 24D-0148-BS 6/20/2024 N 1 - 2 ft	24D-0148 24D-0148-CS 6/20/2024 N 2 - 2.3 ft	24D-0149 24D-0149-AS 6/20/2024 N 0 - 1 ft	24D-0149 24D-0149-BS 6/20/2024 N 1 - 2 ft	24D-0150 24D-0150-AS 6/20/2024 N 0 - 1 ft
TCL SVOCs																		
1,2,4,5-TETRACHLOROBENZENE	95-94-3	ug/kg	< 180 U	< 190 U	-	< 220 U	< 190 U	< 200 U	< 190 U	< 200 U	< 180 U	< 180 U	< 200 U	< 220 U	< 200 U	< 290 U	< 200 U	< 180 U
1,4-Dioxane (P-Dioxane)	123-91-1	ug/kg	< 70 U	< 73 U	-	< 87 U	< 75 U	< 80 U	< 76 U	< 78 UJ	< 71 UJ	< 71 UJ	< 80 UJ	< 86 UJ	< 79 UJ	< 110 UJ	< 77 UJ	< 70 U
1-Methylnaphthalene	90-12-0	ug/kg	1.9 J	8.0	-	2.5 J	< 3.7 U	2.6 J	< 3.8 U	8.5	5.6	< 3.5 U	100 J	1.1 J	< 3.9 U	2.2 J	2.0 J	12
2,3,4,6-TETRACHLOROPHENOL	58-90-2	ug/kg	< 180 U	< 190 U	-	< 220 U	< 190 U	< 200 U	< 190 U	< 200 U	< 180 U	< 180 U	< 200 U	< 220 U	< 200 U	< 290 U	< 200 U	< 180 U
2,4,5-TRICHLOROPHENOL	95-95-4	ug/kg	< 180 U	< 190 U	-	< 220 U	< 190 U	< 200 U	< 190 U	< 200 U	< 180 U	< 180 U	< 200 U	< 220 U	< 200 U	< 290 U	< 200 U	< 180 U
2,4,6-TRICHLOROPHENOL	88-06-2	ug/kg	< 180 U	< 190 U	-	< 220 U	< 190 U	< 200 U	< 190 U	< 200 U	< 180 U	< 180 U	< 200 U	< 220 U	< 200 U	< 290 U	< 200 U	< 180 U
2,4-DICHLOROPHENOL	120-83-2	ug/kg	< 180 U	< 190 U	-	< 220 U	< 190 U	< 200 U	< 190 U	< 200 U	< 180 U	< 180 U	< 200 U	< 220 U	< 200 U	< 290 U	< 200 U	< 180 U
2,4-DIMETHYLPHENOL	105-67-9	ug/kg	< 180 U	< 190 UJ	-	< 220 UJ	< 190 U	< 200 U	< 190 U	< 200 UJ	< 180 UJ	< 180 UJ	< 200 UJ	< 220 UJ	< 200 UJ	< 290 UJ	< 200 UJ	< 180 U
2,4-DINITROPHENOL	51-28-5	ug/kg	< 350 U	< 360 U	-	< 430 U	< 370 U	< 390 U	< 380 U	< 380 U	< 350 U	< 350 U	< 400 U	< 420 U	< 390 U	< 560 U	< 380 U	< 350 U
2,4-DINITROTOLUENE	121-14-2	ug/kg	< 180 U	< 190 U	-	< 220 U	< 190 U	< 200 U	< 190 U	< 200 UJ	< 180 UJ	< 180 UJ	< 200 UJ	< 220 UJ	< 200 UJ	< 290 UJ	< 200 UJ	< 180 U
2,6-DINITROTOLUENE	606-20-2	ug/kg	< 180 U	< 190 U	-	< 220 U	< 190 U	< 200 U	< 190 U	< 200 U	< 180 U	< 180 U	< 200 U	< 220 U	< 200 U	< 290 U	< 200 U	< 180 U
2-CHLORONAPHTHALENE	91-58-7	ug/kg	< 180 U	< 190 U	-	< 220 U	< 190 U	< 200 U	< 190 U	< 200 U	< 180 U	< 180 U	< 200 U	< 220 U	< 200 U	< 290 U	< 200 U	< 180 U
2-CHLOROPHENOL	95-57-8	ug/kg	< 180 U	< 190 U	-	< 220 U	< 190 U	< 200 U	< 190 U	R	R	R	R	R	R	R	R	< 180 U
2-Methylnaphthalene	91-57-6	ug/kg	2.7 J	10	-	3.5 J	< 3.7 U	3.6 J	< 3.8 U	11	7.5	< 3.5 U	92 J	0.94 J	< 3.9 U	2.8 J	2.6 J	20
2-METHYLPHENOL (O-CRESOL)	95-48-7	ug/kg	< 350 U	< 360 U	-	< 430 U	< 370 U	< 390 U	< 380 U	< 380 U	< 350 U	< 350 U	< 400 U	< 420 U	< 390 U	< 560 U	< 380 U	< 350 U
2-NITROANILINE	88-74-4	ug/kg	< 180 U	< 190 U	-	< 220 U	< 190 U	< 200 U	< 190 U	< 200 U	< 180 U	< 180 U	< 200 U	< 220 U	< 200 U	< 290 U	< 200 U	< 180 U
2-NITROPHENOL	88-75-5	ug/kg	< 180 U	< 190 U	-	< 220 U	< 190 U	< 200 U	< 190 U	< 200 U	< 180 U	< 180 U	< 200 U	< 220 U	< 200 U	< 290 U	< 200 U	< 180 U
3,3'-DICHLOROBENZIDINE	91-94-1	ug/kg	< 350 U	< 360 U	-	< 430 U	< 370 U	< 390 U	< 380 U	< 380 U	< 350 U	< 350 U	< 400 U	< 420 U	< 390 U	< 560 U	< 380 U	< 350 U
3-NITROANILINE	99-09-2	ug/kg	< 350 U	< 360 U	-	< 430 U	< 370 U	< 390 U	< 380 U	< 380 U	< 350 U	< 350 U	< 400 U	< 420 U	< 390 U	< 560 U	< 380 U	< 350 U
4,6-DINITRO-2-METHYLPHENOL	534-52-1	ug/kg	< 350 U	< 360 U	-	< 430 U	< 370 U	< 390 U	< 380 U	< 380 U	< 350 U	< 350 U	< 400 U	< 420 U	< 390 U	< 560 U	< 380 U	< 350 U
4-BROMOPHENYL PHENYL ETHER	101-55-3	ug/kg	< 180 U	< 190 U	-	< 220 U	< 190 U	< 200 U	< 190 U	< 200 U	< 180 U	< 180 U	< 200 U	< 220 U	< 200 U	< 290 U	< 200 U	< 180 U
4-CHLORO-3-METHYLPHENOL	59-50-7	ug/kg	< 180 U	< 190 U	-	< 220 U	< 190 U	< 200 U	< 190 U	< 200 UJ	< 180 UJ	< 180 UJ	< 200 UJ	< 220 UJ	< 200 UJ	< 290 UJ	< 200 UJ	< 180 U
4-CHLOROANILINE	106-47-8	ug/kg	< 350 U	< 360 U	-	< 430 U	< 370 U	< 390 U	< 380 U	< 380 U	< 350 U	< 350 U	< 400 U	< 420 U	< 390 U	< 560 U	< 380 U	< 350 U
4-CHLOROPHENYL PHENYL ETHER	7005-72-3	ug/kg	< 180 U	< 190 U	-	< 220 U	< 190 U	< 200 U	< 190 U	< 200 U	< 180 U	< 180 U	< 200 U	< 220 U	< 200 U	< 290 U	< 200 U	< 180 U
4-METHYLPHENOL (P-CRESOL)	106-44-5	ug/kg	< 350 U	< 360 U	-	< 430 U	< 370 U	< 390 U	< 380 U	< 380 U	< 350 U	< 350 U	< 400 U	< 420 U	< 390 U	< 560 U	< 380 U	< 350 U
4-Nitroaniline	100-01-6	ug/kg	< 350 U	< 360 U	-	< 430 U	< 370 U	< 390 U	< 380 U	< 380 U	< 350 U	< 350 U	< 400 U	< 420 U	< 390 U	< 560 U	< 380 U	< 350 U
4-NITROPHENOL	100-02-7	ug/kg	< 350 U	< 360 U	-	< 430 U	< 370 U	< 390 U	< 380 U	< 380 U	< 350 U	< 350 U	< 400 U	< 420 U	< 390 U	< 560 U	< 380 U	< 350 U
Acenaphthene	83-32-9	ug/kg	5.3 J	28 J	-	11 J	2.3 J	6.9 J	1.5 J	22 J	15 J	< 180 UJ	140 J	5.7 J	1.7 J	5.3 J	5.8 J	18 J
ACENAPHTHYLENE	208-96-8	ug/kg	13	27	-	17	3.8	15	4.3	31	24	1.7 J	63 J	7.2	20	19	8.2	130
Acetophenone	98-86-2	ug/kg	< 350 U	< 360 U	-	< 430 U	< 370 U	< 390 U	< 380 U	< 380 U	< 350 U	< 350 U	< 400 U	< 420 U	< 390 U	< 560 U	< 380 U	< 350 U
ANTHRACENE	120-12-7	ug/kg	24	120	-	38	7.4	31	7.4	57	46	1.5 J	610	30	31	25	13	180
ATRAZINE	1912-24-9	ug/kg	< 350 U	< 360 U	-	< 430 U	< 370 U	< 390 U	< 380 U	< 380 U	< 350 U	< 350 U	< 400 U	< 420 U	< 390 U	< 560 U	< 380 U	< 350 U
BENZALDEHYDE	100-52-7	ug/kg	< 350 U	< 360 U	-	< 430 U	< 370 U	< 390 U	< 380 U	< 380 U	< 350 U	< 350 U	< 400 U	< 420 U	< 390 U	< 560 U	< 380 U	< 350 U
BENZO(A)ANTHRACENE	56-55-3	ug/kg	89	330	-	170	29	150	31	300	250	4.6	3000	100	64	120	48	700
BENZO(A)PYRENE	50-32-8	ug/kg	48	220	-	94	33	68	29	200	160	5.4	1500	99	71	78	50	330
Benzo(B)Fluoranthene	205-99-2	ug/kg	92 J	490	-	210 J	37 J	180	38	440	290	5.5 J	3000	110	61 J	140	53	860
Benzo(G,H,I)Perylene	191-24-2	ug/kg	6.3	27	-	13	22	8.8	19	24	22	3.4 J	160 J	51	34	12	32	41
Benzo(K)Fluoranthene	207-08-9	ug/kg	36	160	-	75	13	49	10	170	130	2.0 J	1200	34	21	42	18	240
BENZYL BUTYL PHTHALATE	85-68-7	ug/kg	< 180 U	< 190 U	-	< 220 U	< 190 U	< 200 U	< 190 U	< 200 U	< 180 U	< 180 U	< 200 U	< 220 U	< 200 U	< 290 U	< 200 U	< 180 U
BIPHENYL (DIPHENYL)	92-52-4	ug/kg	< 180 U	< 190 U	-	< 220 U	< 190 U	< 200 U	< 190 U	< 200 U	< 180 U	< 180 U	< 200 U	< 220 U	< 200 U	< 290 U	< 200 U	< 180 U
BIS(2-CHLOROETHOXY) METHANE	111-91-1	ug/kg	< 180 U	< 190 U	-	< 220 U	< 190 U	< 200 U	< 190 U	< 200 U	< 180 U	< 180 U	< 200 U	< 220 U	< 200 U	< 290 U	< 200 U	< 180 U
BIS(2-CHLOROETHYL) ETHER (2-CHLOROETHYL ETHER)	111-44-4	ug/kg	< 350 U	< 360 U	-	< 430 U	< 370 U	< 390 U	< 380 U	< 380 U	< 350 U	< 350 U	< 400 U	< 420 U	< 390 U	< 560 U	< 380 U	< 350 U
BIS(2-CHLOROISOPROPYL) ETHER	108-60-1	ug/kg	< 350 U	< 360 U	-	< 430 U	< 370 U	< 390 U	< 380 U	< 380 U	< 350 U	< 350 U	< 400 U	< 420 U	< 390 U	< 560 U	< 380 U	< 350 U
BIS(2-ETHYLHEXYL) PHTHALATE	117-81-7	ug/kg	< 180 U	300	-	99 J	< 190 U	< 200 U	< 190 U	120 J	130 J	< 180 U	41 J	< 220 U	< 200 U	170 J	< 200 U	< 180 U
Caprolactam	105-60-2	ug/kg	< 350 U	< 360 U	-	< 430 U	< 370 U	< 390 U	< 380 U	< 380 U	< 350 U	< 350 U	< 400 U	< 420 U	< 390 U	< 560 U	< 380 U	< 350 U
CARBAZOLE	86-74-8	ug/kg	< 350 U	47 J	-	< 430 U	< 370 U	< 390 U	< 380 U	< 380 U	< 350 U	< 350 U	60 J	< 420 U	< 390 U	< 560 U	< 380 U	52 J
CHRYSENE	218-01-9	ug/kg	80	390	-	180	30	110	19	380	280	4.0	2800	91	56	120	44	740
DIBENZ(A,H)ANTHRACENE	53-70-3	ug/kg	16	67	-	33	5.5	25	4.9	51	47	< 3.5 U	390	14	9.3	19	7.8	110
Dibenzofuran	132-64-9	ug/kg	< 180 U	< 190 U	-	< 220 U	< 190 U	< 200 U	< 190 U	< 200 U	< 180 U	< 180 U	120 J	< 220 U	< 200 U	< 290 U	< 200 U	< 180 U
Diethyl Phthalate	84-66-2	ug/kg	< 180 U	< 190 U	-	< 220 U	< 190 U	< 200 U	< 190 U	< 200 U	< 180 U	< 180 U	< 200 U	< 220 U	< 200 U	< 290 U	< 200 U	< 180 U
DIMETHYL PHTHALATE	131-11-3	ug/kg	< 180 U	< 190 U	-	< 220 U	< 190 U	< 200 U	< 190 U	< 200 U	< 180 U	< 180 U	< 200 U	< 220 U	< 200 U	< 290 U	< 200 U	< 180 U
Di-N-Butyl Phthalate	84-74-2	ug/kg	< 180 U	< 190 U	-	< 220 U	< 190 U	< 200 U	< 190 U	90 J	< 180 U	< 180 U	< 200 U	< 220 U	< 200 U	< 290 U	< 200 U	< 180 U
DI-N-OCTYLPHTHALATE	117-84-0	ug/kg	< 350 U	< 360 U	-	< 430 U	< 370 U	< 390 U	< 380 U	< 380 U	< 350 U	< 350 U	< 400 U	< 420 U	< 390 U	< 560 U	< 380 U	< 350 U
FLUORANTHENE	206-44-0	ug/kg	160	720	-	340	54	250	46	680	430	8.1	7400	210	120	250	110	1200
FLUORENE	86-73-7	ug/kg	6.2	29	-	11	2.4 J	7.3	1.9 J	23	16	< 3.5 U	370	8.2	2.7 J	7.7	5.5	32
HEXACHLOROBENZENE	118-74-1	ug/kg	< 180 U	< 190 U	-	< 220 U	< 190 U	< 200 U	< 190 U	< 200 U	< 180 U	< 180 U	< 200 U	< 220 U	< 200 U	< 290 U	< 200 U	< 180 U
Hexachlorobutadiene	87-68-3	ug/kg	< 180 U	< 190 U	-	< 220 U	< 190 U	< 200 U	< 190 U	< 200 U	< 180 U	< 180 U	< 200 U	< 220 U	< 200 U	< 290 U	< 200 U	< 180 U
HEXACHLOROCYCLOPENTADIENE	77-47-4	ug/kg	< 350 U	< 360 UJ	-	< 430 U	< 370 U	< 390 U	< 380 U	< 380 U	< 350 U	< 350 U	< 400 U	< 420 U	< 390 U	< 560 U	< 380 U	< 350 U
HEXACHLOROETHANE	67-72-1	ug/kg	< 180 U	< 190 U	-	< 220 U	< 190 U	< 200 U	< 190 U	< 200 U	< 180 U	< 180 U	< 200 U	< 220 U	< 200 U	< 290 U	< 200 U	< 180 U
INDENO(1,2,3-C,D)PYRENE	193-39-5	ug/kg	32	170	-	67	18	53	17	150	120	2.7 J	940	43	29	48	25	240
ISOPHORONE	78-59-1	ug/kg	< 180 U	< 190 U	-	< 220 U	< 190 U	< 200 U	< 190 U	< 200 U	< 180 U	< 180 U	< 200 U	< 220 U	< 200 U	< 290 U	< 200 U	< 180 U
Naphthalene	91-20-3	ug/kg	4.7	15	-	7.1	1.2 J	6.7	1.2 J	15	10	< 3.5 U	73 J	1.1 J	1.2 J	3.9 J	3.0 J	30
NITROBENZENE	98-95-3	ug/kg	< 180 U	< 190 U	-	< 220 U	< 190 U	< 200 U	< 190 U	< 200 U	< 180 U	< 180 U	< 200 U	< 220 U	< 200 U	< 290 U	< 200 U	< 180 U
N-NITROSODI-N-PROPYLAMINE	621-64-7	ug/kg	< 180 U	< 190 U	-	< 220 U	< 190 U	< 200 U	< 190 U	R	R	R	R	R	R	R	R	< 180 U
N-NITROSODIPHENYLAMINE	86-30-6	ug/kg	< 180 U	< 190 U	-	< 220 U	< 190 U	< 200 U	< 190 U	< 200 U	< 180 U	< 180 U	< 200 U	< 220 U	< 200 U	< 290 U	< 200 U	< 180 U
PENTACHLOROPHENOL	87-86-5	ug/kg	< 7.0 U	< 7.3 U	-	< 8.8 U	< 7.5 U	< 8.0 U	< 7.7 U	3.3 J	< 7.1 U	< 7.1 U	< 400 U	< 8.6 U	< 8.0 U	< 11 U	< 7.8 U	4.7 J
PHENANTHRENE	85-01-8	ug/kg	98	410	-	180	33	140	26	360	250	4.6	5400	110	40	90	68	480
PHENOL	108-95-2	ug/kg	< 350 U	< 360 U	-	< 430 U	< 370 U	< 390 U	< 380 U	R	R	R	R	R	R	R	R	< 350 U
PYRENE	129-00-0	ug/kg	110	510	-	230	50	180	41	490 J	310 J	7.9	6200	190	140	210	110	830

Table 12
Phase 2 Reach Floodplain Soil Analytical Results
Phase 2 Data Evaluation Summary Memorandum
Lower Neponset River
Boston and Milton, Massachusetts

Analyte	CAS Number	Units	24D-0150 24D-0150-BS 6/20/2024 N 1 - 1.2 ft	24D-0151 24D-0151-AS 6/24/2024 N 0 - 1 ft	24D-0151 24D-0151-BS 6/24/2024 N 1 - 1.5 ft	24D-0152 24D-0152-AS 7/15/2024 N 0 - 1 ft	24D-0152 24D-0152-BS 7/15/2024 N 1 - 2 ft	24D-0152 24D-0152-CS 7/15/2024 N 2 - 3 ft	24D-0153 24D-0153-AS 7/11/2024 N 0 - 1 ft	24D-0153 24D-0153-BS 7/11/2024 N 1 - 1.2 ft	24D-0154 24D-0154-AS 7/11/2024 N 0 - 1 ft	24D-0154 24D-0154-BS 7/11/2024 N 1 - 1.8 ft	24D-0155 24D-0155-AD 7/12/2024 FD 0 - 1 ft	24D-0155 24D-0155-AS 7/12/2024 N 0 - 1 ft	24D-0155 24D-0155-BS 7/12/2024 N 1 - 2 ft	24D-0155 24D-0155-CS 7/12/2024 N 2 - 3 ft	24D-0156 24D-0156-AS 7/12/2024 N 0 - 1 ft	24D-0156 24D-0156-BS 7/12/2024 N 1 - 2 ft
PCDD/F																		
1,2,3,4,6,7,8-HpCDD	35822-46-9	pg/g	524 EB	13.2	3.4	422 EB	51.7 EB	6.34 EB	814	293	137	13	244	272	471	130	1810	1890
1,2,3,4,6,7,8-HpCDF	67562-39-4	pg/g	525 EB	6.69	1.3 J	334 JEB	33.9 JEB	4.06 JEB	446	113	76.8	7.44	118	128	229	37.1	1070	994
1,2,3,4,7,8,9-HpCDF	55673-89-7	pg/g	9.45	< 0.357 U	< 0.339 U	9.27 J	1.04 JN	< 0.156 UJ	14.2	4.9 JN	2.66	< 0.296 U	4.4	5.21	8.29	2.78	35.2	32.5
1,2,3,4,7,8-HxCDD	39227-28-6	pg/g	4.93	< 0.337 U	< 2 U	5.05	0.724 JN	0.509 JN	7.14	2.18 J	1.46 JN	0.698 J	2.31	2.98	4.72	1.47 J	19	15.9
1,2,3,4,7,8-HxCDF	70648-26-9	pg/g	13.7	0.498 J	< 0.424 U	11.5 J	1.15 JN	< 0.185 UJ	27.3	8.38	4.21	0.962 J	7.01	8.01	14.4	3.45	67.7	65.7
1,2,3,6,7,8-HxCDD	57653-85-7	pg/g	38.7	0.728 JN	< 2.14 U	27.4	2.88	0.5 J	41.1	14.6	7.63	1.01 J	12	13.7	24.6	6.4	87.9	96.5
1,2,3,6,7,8-HxCDF	57117-44-9	pg/g	7.96	0.411 JN	< 0.387 U	7.21	0.883 JN	< 0.184 U	14.1	4.01	2.51	0.702 J	4.22 J	4.63 J	8 J	2.25 J	38 J	31.1 J
1,2,3,7,8,9-HxCDD	19408-74-3	pg/g	17.9	0.741 JN	< 1.98 UJ	13.9	1.86 J	0.545 J	20.6	6.12	4.07	0.814 J	6.06	6.42	12.5	2.84	51.5	45.7
1,2,3,7,8,9-HxCDF	72918-21-9	pg/g	< 0.872 U	< 0.408 U	< 0.545 U	< 0.711 U	< 0.348 U	< 0.229 U	< 0.907 U	< 0.621 U	< 0.608 U	< 0.435 U	< 0.562 U	< 0.597 U	< 0.741 U	< 0.576 U	< 1.4 U	< 0.83 U
1,2,3,7,8-PeCDD	40321-76-4	pg/g	2.43 J	< 0.425 UJ	< 6.01 UJ	2.66 JN	< 0.374 UJ	< 0.394 UJ	3.15 JN	1.21 JN	0.935 JN	< 0.543 UJ	1.17 J	1.24 J	1.79 JN	0.609 J	8.2	7.02
1,2,3,7,8-PeCDF	57117-41-6	pg/g	2.71	< 0.251 U	< 0.751 U	4.13	< 0.387 U	< 0.333 U	4.16 JN	1.73 J	2.05 J	0.729 JN	1.21 J	1.6 JN	2.79	0.902 JN	8.28	9.76
2,3,4,6,7,8-HxCDF	60851-34-5	pg/g	13.9	0.376 JN	< 0.515 U	13.1 J	1.35 JN	< 0.247 UJ	16.2	5.49	3.31	0.803 J	4.61 J	5.44 J	9.12 J	2.88 J	37.3 J	34.1 J
2,3,4,7,8-PeCDF	57117-31-4	pg/g	15.4 J	< 0.277 UJ	< 0.865 UJ	14.5 J	1.15 JN	< 0.419 UJ	24.5 J	12.5 J	4.9 JN	1.36 JN	6 J	7.59 J	13.4 J	6.05 J	35.7 J	48.7 J
2,3,7,8-TCDD	1746-01-6	pg/g	1.06 J	< 0.942 UJ	< 3.46 UJ	0.891 JN	< 0.969 UJ	< 0.971 UJ	1.14 JN	< 0.933 UJ	< 0.924 UJ	< 0.917 UJ	< 0.914 UJ	< 0.977 UJ	0.55 JN	< 0.956 UJ	2.05 JN	2.38 JN
2,3,7,8-TCDF	51207-31-9	pg/g	6.46	< 0.318 UJ	< 1.2 UJ	14.1 J	1.45 J	< 0.17 UJ	9.91	6.69	5.33	1.34	2.59	2.54 JN	5.79	2.14	16	21.4
OCDD	3268-87-9	pg/g	2890 EB	86	19.3	2390	341	34.9	5320	2150	874	81.4	1850	2120	3350	1150	12200 J	13100 J
OCDF	39001-02-0	pg/g	381	7.61	1.74 J	276 J	39.9 J	3.54 J	447	143	82.1	7.79	144	146	259	55.5	1210	1070
Total HpCDD	RA_Total_HpCDD	pg/g	894	22.72	6.12	751	101.4	11.81	1447	515	243	23.9	443	500	827	242	3310	3270
Total HpCDF	RA_Total_HpCDF	pg/g	1020.48	12.67	2.222	699.76	74.24	8.4	920.18	277.92	172.86	16.46	244.5	265.71	486.04	99.108	2109.5	1999.8
Total HxCDD	RA_Total_HxCDD	pg/g	249.29	4.781	< 2.14 U	180.6	20.854	3.397	253.84	82.41	50.231	11.222	73.889	83.697	149.06	38.693	592.43	582.46
Total HxCDF	RA_Total_HxCDF	pg/g	351.109	6.686	< 0.545 U	283.27	28.623	3.496 U	376.93	119.908	73.269	10.919	100.055	112.32	193.276	53.954	858.63	770.51
Total PeCDD	RA_Total_PeCDD	pg/g	31.061	< 0.425 U	< 6.01 U	26.547	< 0.374 U	< 0.394 U	34.283	7.567	6.099	5.856 U	9.528	9.99	20.953	4.923	75.03	76.85
Total PeCDF	RA_Total_PeCDF	pg/g	142.01	1.907 U	< 0.865 U	133.96	11.33	1.11 U	194.35	78.44	40.946	14.354	51.13	60.982	112.78	45.949	340.769	401.784
Total TCDD	RA_Total_TCDD	pg/g	6.757	< 0.942 U	< 3.46 U	12.93	1.56 U	< 0.971 U	16.573	2.27 U	< 0.924 U	4.38 U	1.453 U	1.16 U	7.272	1.619 U	25.516	32.215
Total TCDF	RA_Total_TCDF	pg/g	61.129	< 0.318 U	< 1.2 U	85.02	7.352	< 0.17 U	143.94	86.87	30.759	25.59	43.154	46.062	94.108	45.185	258.24	329.63
Total PCDD/F TEQ (Bird)	RA-TEQ-B-DF	pg/g	37.7961	0.299341	0.018504	41.7828	3.62849	0.135734	53.6967	24.9293	13.95651	3.242319	13.9739	16.0967	29.8978	10.81805	98.26	113.468
Total PCDD/F TEQ (Fish)	RA-TEQ-F-DF	pg/g	24.4311	0.232651	0.018504	21.9528	1.83439	0.315734	33.1832	12.6675	6.63121	1.493709	8.947	10.5719	18.5568	6.12085	68.711	71.342
Total PCDD/F TEQ (Mammal)	RA-TEQ-M-DF	pg/g	0.502383	0.053312	25.7034	2.35537	0.270932	39.8719	14.5558	7.76993	1.293927	11.1485	12.6689	22.5223	6.65451	86.1234	88.7588	7.11
PCB Congeners																		
PCB-001	2051-60-7	ng/g	< 0.0321 U	< 0.0324 UJ	< 0.0341 UJ	0.433 J	< 0.0333 UJ	< 0.0334 UJ	5.57 J	1.07 J	2.62 J	< 0.0315 UJ	2.9	3.24	3.19	6.37	34.3	29.8
PCB-002	2051-61-8	ng/g	< 0.045 U	< 0.0454 U	< 0.0478 U	< 0.0465 U	< 0.0467 U	< 0.0468 U	< 0.0475 U	< 0.0449 U	< 0.0446 U	< 0.0442 U	< 0.0441 U	< 0.0471 U	< 0.0457 U	5.73	0.718	0.75
PCB-003	2051-62-9	ng/g	< 0.0463 U	< 0.0467 U	< 0.0492 U	0.311 J	< 0.048 UJ	< 0.0482 UJ	4.63	0.745	1.33	< 0.0455 U	1.99	2.36	2.38	16.8	19.5	17.4
PCB-004/010	PCB-4/10	ng/g	< 0.0809 U	< 0.0816 UJ	< 0.0858 UJ	1.19 J	< 0.0839 UJ	< 0.0841 UJ	17.6 J	8.23 J	5.11 J	< 0.0794 UJ	10.4	11.8	11.5	122 J	71.2 J	123 J
PCB-005/008	PCB-5/8	ng/g	< 0.0743 U	< 0.075 UJ	< 0.0789 UJ	1.52 J	< 0.0771 UJ	< 0.0773 UJ	22.5 J	9.54 J	5.72 J	0.404 J	14.9	15.2	14.7	201 J	79.1 J	166 J
PCB-006	25569-80-6	ng/g	< 0.0435 U	< 0.0439 UJ	< 0.0462 UJ	0.29 J	< 0.0451 UJ	< 0.0452 UJ	3.85 J	2.27 J	0.765 J	< 0.0427 UJ	3.29	2.93	3.25	270 J	12.6	18.6
PCB-007/009	PCB-7/9	ng/g	< 0.0818 U	< 0.0825 U	< 0.0868 U	< 0.0845 UJ	< 0.0848 UJ	< 0.0851 UJ	0.721 J	0.542 J	0.203 J	< 0.0803 UJ	0.545	0.635	0.533	15.8	2.56	3.93
PCB-011	2050-67-1	ng/g	< 0.0426 U	< 0.043 U	< 0.0452 U	< 0.044 UJ	< 0.0442 UJ	< 0.0443 UJ	1.16 J	0.801 J	0.282 J	< 0.0418 UJ	0.558	0.479	0.751	12.2	2.83	4.38
PCB-012/013	PCB-12/13	ng/g	< 0.106 U	< 0.107 UJ	< 0.112 UJ	< 0.109 UJ	< 0.11 UJ	< 0.11 UJ	4.74 J	4.47 J	0.643 J	< 0.104 UJ	1.97	1.68	2.76	62.6 J	8.95	15
PCB-014	34883-41-5	ng/g	< 0.0416 U	< 0.042 U	< 0.0442 U	< 0.043 U	< 0.0432 U	< 0.0433 U	< 0.0439 U	< 0.0416 U	< 0.0413 U	< 0.0409 U	< 0.0408 U	< 0.0436 U	< 0.0423 U	< 0.0426 U	< 0.044 U	< 0.0422 U
PCB-015	2050-68-2	ng/g	< 0.0383 U	< 0.0386 UJ	< 0.0406 UJ	2.1 J	0.24 J	< 0.0398 UJ	72.2 J	93.2 J	6.55	0.767	21.8	21.9	25.2	210 J	72.2 J	189 J
PCB-016/032	PCB-16/32	ng/g	< 0.11 U	< 0.111 U	< 0.117 U	1.11	< 0.114 U	< 0.114 U	23.3 J	48.7 J	3.55 J	0.618 J	7.65 J	15.5 J	15.7	288 J	40.4 J	136 J
PCB-017	37680-66-3	ng/g	3.96	< 0.0516 U	< 0.0543 U	0.807	< 0.0531 U	< 0.0532 U	23.6 J	58.5 J	2.62 J	0.366 J	5.4 J	9.88 J	8.58	176 J	31.4	79.7 J
PCB-018	37680-65-2	ng/g	0.653 EB	< 0.0596 U	< 0.0626 U	0.786	< 0.0612 U	< 0.0614 U	21.5 J	80.5 J	1.33 J	0.284 J	3.4 J	10.9 J	5.15	371 J	14.4	31.9
PCB-019	38444-73-4	ng/g	< 0.0403 U	< 0.0407 U	< 0.0428 U	0.328 J	< 0.0418 UJ	< 0.0419 UJ	6.58 J	7.5 J	1.49 J	< 0.0396 UJ	2.84	4.51	4.69	61.1 J	20.6	32.8
PCB-020/021/033	PCB-20/21/33	ng/g	< 0.133 U	< 0.134 U	< 0.141 U	9.35 J	< 0.138 UJ	< 0.138 UJ	7.38 J	22.6 J	1.1 J	< 0.13 UJ	1.58 J	5.6 J	4.12	35.4	7.72	14.7
PCB-022	38444-85-8	ng/g	< 0.0441 U	< 0.0445 U	< 0.0468 U	0.713 J	< 0.0457 UJ	< 0.0458 UJ	16.3 J	66.8 J	0.808 J	< 0.0433 UJ	2.36 J	5.25 J	3.11	133 J	6.54	25.8
PCB-023/034	PCB-23/34	ng/g	< 0.0777 U	< 0.0784 U	< 0.0825 U	< 0.0803 U	< 0.0806 U	< 0.0808 U	0.477	1.24	< 0.077 U	< 0.0763 U	< 0.0761 U	0.221	< 0.0788 U	6.1	0.749	2.18
PCB-024/027	PCB-24/27	ng/g	< 0.0894 U	< 0.0903 U	< 0.095 U	0.27 J	< 0.0928 UJ	< 0.093 UJ	6.28 J	11.1 J	1.01 J	0.191 J	1.45 J	2.52 J	2.67	31.8	13.4	24.7
PCB-025	55712-37-3	ng/g	< 0.0441 U	< 0.0445 U	< 0.0468 U	0.374	< 0.0457 U	< 0.0458 U	14.2 J	36.6 J	1.21 J	0.223 J	2.94	3.91	4.56	186 J	15.9	42.5 J
PCB-026	38444-81-4	ng/g	0.616	< 0.0364 U	< 0.0383 U	0.555	< 0.0374 U	< 0.0375 U	8.75 J	9.72 J	1.7 J	0.26 J	4.83	6.48	7.33	293 J	22.6	66.6 J
PCB-028	7012-37-5	ng/g	1.97 EB	0.83	< 0.0436 U	4.67	0.409	< 0.0427 U	164 J	609 J	6.16	1.7	15.4 J	27.8 J	24	269 J	54.1 J	250 J
PCB-029	15862-07-4	ng/g	< 0.0545 U	< 0.055 U	< 0.0579 U	< 0.0563 U	< 0.0566 U	< 0.0567 U	< 0.0575 U	0.305	< 0.054 U	< 0.0536 U	< 0.0534 U	< 0.0571 U	< 0.0553 U	< 0.0558 U	< 0.0576 U	< 0.0552 U
PCB-030	35693-92-6	ng/g	< 0.0543 U	< 0.0548 U	< 0.0577 U	< 0.0562 U	< 0.0564 U	< 0.0565 U	< 0.0573 U	0.104 J	< 0.0538 U	< 0.0534 U	< 0.0532 U	< 0.0569 U	< 0.0552 U	0.218	< 0.0574 U	< 0.055 U
PCB-031	16606-02-3	ng/g	0.929 EB	0.655	< 0.0549 U	2.42	0.223	< 0.0538 U	59.6 J	215 J	4.51	0.644	10.6 J	18.6 J	15.7	486 J	47.6 J	162 J
PCB-035	37680-69-6	ng/g	< 0.051 U	< 0.0515 U	< 0.0541 U	< 0.0527 UJ	< 0.0529 UJ	< 0.053 UJ	1.42 J	3.78 J	< 0.0505 UJ	< 0.0501 UJ	< 0.0499 UJ	< 0.0534 UJ	0.527 J	1.2 J	1.98 J	2.69 J
PCB-036	38444-87-0	ng/g	< 0.0403 U	< 0.0407 U	< 0.0428 U	< 0.0417 U	< 0.0418 U	< 0.0419 U	< 0.0426 U	< 0.0403 U	< 0.04 U	< 0.0396 U	< 0.0395 U	< 0.0422 U	< 0.0409 U	< 0.0413 U	< 0.0426 U	< 0.0408 U
PCB-037	38444-90-5	ng/g	< 0.0474 U	< 0.0479 U	< 0.0504 U	3.92 J	0.326 J	< 0.0493 UJ	52.2 J	136 J	3.38	0.417	5.61	7.51	10.4	59.8 J	16.1	69.4 J
PCB-038	53555-66-1	ng/g	< 0.0605 U	< 0.0611 U	< 0.0642 U	< 0.0625 U	< 0.0627 U	< 0.0629 U	< 0.0638 U	< 0.0604 U	< 0.0599 U	< 0.0594 U	< 0.0592 U	< 0.0633 U	< 0.0614 U	< 0.0619 U	< 0.0639 U	< 0.0613 U
PCB-039	38444-88-1	ng/g	< 0.039 U	< 0.0394 U	< 0.0414 U	< 0.0403 U	< 0.0405 U	< 0.0406 U	0.568 J	0.764 J	< 0.0387 UJ	< 0.0383 UJ	< 0.0382 U	< 0.0408 U	< 0.0396 U	1.14	0.816	1.66
PCB-040	38444-93-8	ng/g	< 0.0469 U	< 0.0473 U	< 0.0498 U	0.542 J	< 0.0486 UJ	< 0.0487 UJ	16.3 J	44.2 J	1.25 J	< 0.046 UJ	0.825 J	1.85 J	2.83	15.9	2.77	8.46
PCB-041/064	PCB-41/64	ng/g	0.585	0.633	< 0.0835 U	2.86 J	0.379 J	< 0.0818 UJ	72 J	172 J	5.26	0.624	9.03	12.2	29.4	60 J	42.7 J	166 J
PCB-042	36559-22-5	ng/g	0.469	< 0.0993 U	< 0.104 U	2.04 J	< 0.102 UJ	< 0.102 UJ	54.5 J	133 J	3.96	0.556	3.82	5.63	14.3	69 J	13	61.1 J
PCB-043/049	PCB-43/49	ng/g	1.64 EB	1.24	< 0.0957 U	7.3 J	0.826 J	0.244 J	195 J	399 J	14.2	1.6	24.9	31.2	81.9 J	277 J	115 J	381 J
PCB-044	41464-39-5	ng/g	1.14 JEB	0.734	< 0.0607 U	2.89 J	0.262 J	< 0.0594 UJ	100 J	290 J	6.7	0.902	8.72	13.4	27.1	130 J	24	105 J
PCB-045	70362-45-7	ng/g	0.287	< 0.0405 U	< 0.0426 U	0.363 J	< 0.0416 UJ	< 0.0418 UJ	11.4	36	0.779	< 0.0394 U	1.49	2.27	5	12	3.96	23.2
PCB-046	41464-47-5	ng/g	< 0.0448 U	< 0.0452 U	< 0.0476 U	0.155 J	< 0.0465 UJ	< 0.0466 UJ	4.14 J	12.5 J	0.322 J	< 0.044 UJ	0.348 J	0.759 J	1.13	16.1	1.62	3.8
PCB-047/048/075	PCB-47/48/75	ng/g	1.25	1.23	< 0.187 U	14.6 J	1.43 J	0.223 J	212 J	341 J	21.5	2.19	20.4	26.2	73.1 J	115 J	112 J	275 J
PCB-050	62796-65-0	ng/g	< 0.0534 U	< 0.0539 U	< 0.0567 U	< 0.0552 U	< 0.0554 U	< 0.0555 U	0.588	1.28	< 0.0529 U	< 0.0525 U	< 0.0523 U	< 0.0559 U	0.344	1.22	0.549	1.7
PCB-051	68194-04-7	ng/g	< 0.045 U	< 0.0454 U	< 0.0478 U	0.219	< 0.0467 U	< 0.0468 U	10 J	17.5 J	0.906 J	< 0.0442 UJ	1.25	1.65	6.12	25.1	7.02	27.1
PCB-052/073	PCB-52/73	ng/g	1.89 EB	1.85	< 0.12 U	6.85 J	0.833 J	0.244 J	175 J	380 J	15.3	2.01	26.5	32.2	76.1 J	273 J	69.3 J	304 J
PCB-053	41464-41-9	ng/g	0.33	< 0.0407 U	< 0.0428 U	0.64 J	< 0.0418 UJ	< 0.0419 UJ	25.8 J	60.1 J	1.83 J	0.387 J	3.07	4.42	11.9	61.9 J	13.7	56.8 J
PCB-054	15968-05-5	ng/g	< 0.0448 U	< 0.0452 U	< 0.0476 U	< 0.0463 U	< 0.0465 U	< 0.0466 U	0.512	0.791	0.15 J	< 0.044 U	< 0.0439 U	0.202	0.378	2.08	0.907	1.98
PCB-055	74338-24-2	ng/g	< 0.0743 U	< 0.075 UJ	< 0.0789 UJ	< 0.0768 UJ	< 0.0771 UJ	< 0.0773 UJ	2.27	8.29	< 0.0736 U	< 0.073 U	< 0.0728 U	< 0.0778 U	< 0.0754 U	0.512	< 0.0785 U	2.03

Table 12
Phase 2 Reach Floodplain Soil Analytical Results
Phase 2 Data Evaluation Summary Memorandum
Lower Neponset River
Boston and Milton, Massachusetts

Analyte	CAS Number	Units	24D-0150 24D-0150-BS 6/20/2024 N 1 - 1.2 ft	24D-0151 24D-0151-AS 6/24/2024 N 0 - 1 ft	24D-0151 24D-0151-BS 6/24/2024 N 1 - 1.5 ft	24D-0152 24D-0152-AS 7/15/2024 N 0 - 1 ft	24D-0152 24D-0152-BS 7/15/2024 N 1 - 2 ft	24D-0152 24D-0152-CS 7/15/2024 N 2 - 3 ft	24D-0153 24D-0153-AS 7/11/2024 N 0 - 1 ft	24D-0153 24D-0153-BS 7/11/2024 N 1 - 1.2 ft	24D-0154 24D-0154-AS 7/11/2024 N 0 - 1 ft	24D-0154 24D-0154-BS 7/11/2024 N 1 - 1.8 ft	24D-0155 24D-0155-AD 7/12/2024 FD 0 - 1 ft	24D-0155 24D-0155-AS 7/12/2024 N 0 - 1 ft	24D-0155 24D-0155-BS 7/12/2024 N 1 - 2 ft	24D-0155 24D-0155-CS 7/12/2024 N 2 - 3 ft	24D-0156 24D-0156-AS 7/12/2024 N 0 - 1 ft	24D-0156 24D-0156-BS 7/12/2024 N 1 - 2 ft
PCB-056/060	PCB-56/60	ng/g	0.928 JEB	1.52	< 0.17 U	6.65 J	0.527 J	< 0.167 UJ	105 J	300 J	7.07	0.867	6.92 J	11.7 J	20	13	26.9	115 J
PCB-057	70424-67-8	ng/g	< 0.0396 U	< 0.04 U	< 0.042 U	< 0.0409 UJ	< 0.0411 UJ	< 0.0412 UJ	0.946 J	2.37 J	0.0923 J	< 0.0389 UJ	0.181 J	0.21	0.244	2.71	1.18	3.58
PCB-058	41464-49-7	ng/g	< 0.05 U	< 0.0505 U	< 0.0531 U	< 0.0517 UJ	< 0.0519 UJ	< 0.052 UJ	0.686	1.09	0.0949 J	< 0.0492 U	0.106 J	< 0.0524 UJ	0.49 J	0.494 J	0.668 J	1.47 J
PCB-059	74472-33-6	ng/g	< 0.068 U	< 0.0686 U	< 0.0722 U	0.296 J	< 0.0705 UJ	< 0.0707 UJ	9.62	25.1	0.431	0.41	0.645 J	1.16 J	2.44	4.77	2.08	12.7
PCB-061/074	PCB-61/74	ng/g	0.626 JEB	0.646	< 0.089 U	4.47 J	0.349 J	< 0.0872 UJ	99.8 J	249 J	5.1	0.615	6.65	10.5	16.1	40 J	28.1	125 J
PCB-062	54230-22-7	ng/g	< 0.0452 U	< 0.0456 U	< 0.048 U	< 0.0467 U	< 0.0469 U	< 0.047 U	< 0.0477 U	< 0.0451 U	< 0.0448 U	< 0.0444 U	< 0.0442 U	< 0.0473 U	< 0.0459 U	< 0.0462 U	< 0.0477 U	< 0.0458 U
PCB-063	74472-34-7	ng/g	< 0.0364 U	< 0.0368 U	< 0.0387 U	0.41 J	< 0.0378 UJ	< 0.0379 UJ	9.96	21.5	0.725	< 0.0358 U	0.875	1.37	2.05	10.2	8.6	22.9
PCB-065	33284-54-7	ng/g	< 0.0631 U	< 0.0637 U	< 0.067 U	< 0.0652 U	< 0.0655 U	< 0.0656 U	< 0.0666 U	< 0.063 U	< 0.0625 U	< 0.062 U	< 0.0618 U	< 0.0661 U	< 0.0641 U	< 0.0646 U	< 0.0666 U	< 0.0639 U
PCB-066/080	PCB-66/80	ng/g	1.43 EB	2.74	0.357	15.2 J	1.14 J	0.275 J	217 J	476 J	15.9	1.5	17.2	24.4	54.5 J	44.6 J	80.9 J	284 J
PCB-067	73575-53-8	ng/g	< 0.0573 U	< 0.0579 U	< 0.0609 U	0.214 J	< 0.0595 UJ	< 0.0596 UJ	6.07	17.7	0.273	< 0.0563 U	0.353	0.554	0.889	2.01	1.26	6.84
PCB-068	73575-52-7	ng/g	< 0.0669 U	< 0.0675 UJ	< 0.071 UJ	0.29 J	< 0.0693 UJ	< 0.0695 UJ	2.83	1.87	0.517	< 0.0657 U	0.743	0.735	1.55	2.97	5.86	8.17
PCB-069	60233-24-1	ng/g	< 0.05 U	< 0.0505 U	< 0.0531 U	< 0.0517 U	< 0.0519 U	< 0.052 U	0.744	0.978	< 0.0496 U	< 0.0492 U	< 0.049 U	< 0.0524 U	< 0.0508 U	0.479	< 0.0528 U	0.832
PCB-070	32598-11-1	ng/g	1.5 JEB	2.31	0.311	17.1 J	1.42 J	0.33 J	206 J	469 J	16.6	1.74	16.8	23.6	53.4 J	28.5	72 J	260 J
PCB-071	41464-46-4	ng/g	0.358	< 0.0588 U	< 0.0618 U	0.943 J	< 0.0604 UJ	< 0.0606 UJ	24.6 J	72 J	2.41 J	0.365 J	4.01	5.64	11.9	69.2 J	12.3	54.6 J
PCB-072	41464-42-0	ng/g	< 0.0517 U	< 0.0522 U	< 0.0549 U	0.331 J	< 0.0536 UJ	< 0.0538 UJ	3.68 J	3.31 J	0.603 J	< 0.0508 UJ	0.907	1.03	2.54	3.61	6.6	11.1
PCB-076	70362-48-0	ng/g	< 0.0739 U	< 0.0746 U	< 0.0785 U	< 0.0764 U	< 0.0767 U	< 0.0769 U	< 0.078 U	< 0.0738 U	< 0.0733 U	< 0.0726 U	< 0.0724 U	< 0.0774 U	< 0.0751 U	< 0.0757 U	< 0.0781 U	< 0.0749 U
PCB-077	32598-13-3	ng/g	< 0.0372 UJ	< 0.0375 U	< 0.0394 U	4.53 J	0.325 J	< 0.0386 UJ	28.7 J+	45.7 J	3.29 J+	0.296 J+	3.76 J+	5.05 J+	11 J+	10.4 J+	14 J+	43.1 J
PCB-078	70362-49-1	ng/g	< 0.0769 U	< 0.0776 U	< 0.0817 U	< 0.0795 U	< 0.0798 U	< 0.08 U	< 0.0812 U	< 0.0768 U	< 0.0762 U	< 0.0756 U	< 0.0753 U	< 0.0805 U	< 0.0781 U	< 0.0787 U	< 0.0812 U	< 0.0779 U
PCB-079	41464-48-6	ng/g	< 0.0431 U	< 0.0435 U	< 0.0458 U	< 0.0446 U	< 0.0447 U	< 0.0449 U	< 0.0455 U	< 0.0431 U	< 0.0427 U	< 0.0424 U	< 0.0422 U	< 0.0451 U	< 0.0438 U	< 0.0441 U	< 0.0455 U	< 0.0437 U
PCB-081	70362-50-4	ng/g	< 0.0683 U	< 0.069 UJ	< 0.0726 UJ	0.278 J	< 0.0709 UJ	< 0.0711 UJ	2.57 J+	4.56 J+	0.275 J+	< 0.0671 U	0.454 J	0.528 J	1.2 J	0.576 J	1.14 J	3.68 J
PCB-082	52663-62-4	ng/g	< 0.0726 U	< 0.0733 U	< 0.0771 U	2.23 J	0.368 J	< 0.0755 UJ	17	27.4	2.14	0.265	2.64	3.35	7.4	5.4	6.41	24.6
PCB-083/109	PCB-83/109	ng/g	< 0.167 U	< 0.168 U	< 0.177 U	1.16 J	< 0.173 UJ	< 0.173 UJ	8.21	9.97	1.04	< 0.164 U	1.41	1.73	4.02	3.54	4.38	14.2
PCB-084	52663-60-2	ng/g	0.675	< 0.0662 U	< 0.0696 U	2.88 J	0.319 J	< 0.0682 UJ	27.7	38.5 J	3.14	0.34	4.15	5.19	12.8	11.5	10.7	41.6 J
PCB-085/120	PCB-85/120	ng/g	0.647	0.733	< 0.114 U	7.9 J	0.649 J	< 0.111 UJ	41.2 J	55.3 J	5.62	0.663	7.46	8.67	18.8	10.1	25.6	65.3 J
PCB-086/097	PCB-86/97	ng/g	0.591	< 0.125 U	< 0.131 U	5.45 J	0.513 J	< 0.128 UJ	44 J	60.1 J	4.79	0.628	6.66	8.12	18.5	9.48	18.5	61.4 J
PCB-087/115/116	PCB-87/115/116	ng/g	0.709	< 0.305 U	< 0.321 U	6.47 J	0.726 J	< 0.315 UJ	60.7 J	84.5 J	7.33	0.757	11.5	13.9	29.4	15.2	41.1 J	109 J
PCB-088/121	PCB-88/121	ng/g	< 0.149 U	< 0.15 U	< 0.158 U	< 0.154 UJ	< 0.155 UJ	< 0.155 UJ	< 0.157 U	1.06	< 0.148 U	< 0.146 U	< 0.146 U	< 0.156 U	0.3	0.3	0.361	0.813
PCB-089/090/101	PCB-89/90/101	ng/g	1.89	2.01	< 0.113 U	15.3 J	1.69 J	0.261 J	119 J	140 J	14	1.73	23.8	27.4	57.8 J	26.6	80.9 J	196 J
PCB-091	68194-05-8	ng/g	0.553 J	< 0.0658 U	< 0.0692 U	3.49 J	0.391 J	< 0.0678 UJ	28.7	33.9	3.44	0.487	6.66	7.4	17.6	12.5	28.6	68.1 J
PCB-092	52663-61-3	ng/g	0.554	< 0.0275 U	< 0.0289 U	2.56 J	0.309 J	< 0.0284 UJ	23.6	23	3.02	0.322	5.66	6.34	14.6	10.1	24.7	53.4 J
PCB-093/095	PCB-93/95	ng/g	1.58	0.963	< 0.087 U	4.92 J	0.564 J	< 0.0853 UJ	81.9 J	100 J	7.09	0.964	18.4	21	50.8 J	26.5	53.5 J	172 J
PCB-094	73575-55-0	ng/g	< 0.0444 U	< 0.0449 U	< 0.0472 U	0.187 J	< 0.0461 UJ	< 0.0462 UJ	1.6	1.83	0.29	< 0.0437 U	0.419 J	0.44 J	1.1 J	1.08 J	1.67 J	4.34 J
PCB-096	73575-54-9	ng/g	< 0.0571 U	< 0.0577 U	< 0.0607 U	< 0.059 UJ	< 0.0593 UJ	< 0.0594 UJ	1.2	2.29	0.17 J	< 0.0561 U	0.295	0.413	1	0.997	0.89	3.75
PCB-098/102	PCB-98/102	ng/g	< 0.0937 U	< 0.0946 U	< 0.0995 U	0.623 J	< 0.0972 UJ	< 0.0975 UJ	8.51	11.9	0.813	< 0.0921 U	1.59	1.9	4.81	3.82	4.06	18
PCB-099	38380-01-7	ng/g	1.04	1.28	< 0.0468 U	14.7 J	1.41 J	0.233 J	82 J	94.4 J	10.2	1.19	15.6	18.3	38.8 J	19.4	60.3 J	139 J
PCB-100	39485-83-1	ng/g	< 0.0545 U	< 0.055 U	< 0.0579 U	0.263 J	< 0.0566 UJ	< 0.0567 UJ	1.48	1.05	0.296	< 0.0536 U	0.394 J	0.544 J	0.964 J	0.862 J	2.82 J	3.43 J
PCB-103	60145-21-3	ng/g	< 0.0551 U	< 0.0556 U	< 0.0585 U	< 0.0569 U	< 0.0571 U	< 0.0573 U	1.48 J	1.63 J	0.191 J	< 0.0541 UJ	0.366	0.41	0.987	1.15	2.49	4.23
PCB-104	56558-16-8	ng/g	< 0.0422 U	< 0.0426 U	< 0.0448 U	< 0.0436 U	< 0.0438 U	< 0.0439 U	< 0.0445 U	< 0.0421 U	< 0.0418 U	< 0.0415 U	< 0.0413 U	< 0.0442 U	< 0.0428 U	< 0.0432 U	< 0.0445 U	0.187 J
PCB-105/127	PCB-105/127	ng/g	0.734	1.6	< 0.0704 U	11.1 J	1.02 J	< 0.0689 UJ	71.1 J	97.7 J	7.83	0.842	10	11.7	22.2	10.2	34.9	92.9 J
PCB-106/118	PCB-106/118	ng/g	1.68	2.18	< 0.142 U	22.8 J	1.89 J	0.331 J	131 J	146 J	15.3	1.58	24.5	28.4	52.9 J	26.5	90.3 J	208 J
PCB-107/108	PCB-107/108	ng/g	< 0.12 U	< 0.121 UJ	< 0.127 UJ	2.07 J	< 0.124 UJ	< 0.124 UJ	11.3	12.7	1.41	< 0.117 U	1.93	2.41	4.4	2.79	8.62	18.6
PCB-110	38380-03-9	ng/g	3.22 EB	2.27	< 0.0472 U	22.6 J	2.09 J	0.441 J	155 J	157 J	19.7	2.23	38.4 J	43 J	89.7 J	57.3 J	139 J	325 J
PCB-111/117	PCB-111/117	ng/g	< 0.269 U	< 0.271 U	< 0.285 U	< 0.278 U	< 0.279 U	< 0.28 U	< 0.284 U	< 0.268 U	< 0.266 U	< 0.264 U	< 0.263 U	< 0.281 U	< 0.273 U	< 0.275 U	< 0.284 U	< 0.272 U
PCB-112	74472-36-9	ng/g	< 0.0543 U	< 0.0548 U	< 0.0577 U	< 0.0562 UJ	< 0.0564 UJ	< 0.0565 UJ	0.703 J	1.02 J	< 0.0538 UJ	< 0.0534 UJ	< 0.0532 U	0.194 J	0.309	0.459	0.673	1.55
PCB-113	68194-10-5	ng/g	< 0.045 U	< 0.0454 U	< 0.0478 U	< 0.0465 U	< 0.0467 U	< 0.0468 U	0.696 J	< 0.0449 UJ	< 0.0446 UJ	< 0.0442 UJ	< 0.0441 U	0.28	0.62	0.469	0.984	2.29
PCB-114	74472-37-0	ng/g	< 0.07 U	< 0.0707 UJ	< 0.0743 UJ	0.6 J	< 0.0726 UJ	< 0.0728 UJ	4.89	7.24	0.596	< 0.0688 U	0.472	0.767	1.36	0.852	1.89	6.17
PCB-119	56558-17-9	ng/g	< 0.054 U	< 0.0545 U	< 0.0573 U	0.818 J	< 0.056 UJ	< 0.0561 UJ	5.41	5.14	0.755	< 0.053 U	1.34	1.44	2.95	2.71	7.32	12.4
PCB-122	76842-07-4	ng/g	< 0.0773 U	< 0.078 U	< 0.0821 U	0.482 J	< 0.0802 UJ	< 0.0804 UJ	2.19 J	3.19 J	0.341 J	< 0.0759 UJ	0.338 J	0.504 J	0.794 J	0.427 J	1.1 J	3.51 J
PCB-123	65510-44-3	ng/g	< 0.0599 U	< 0.0605 U	< 0.0636 U	1.22 J	< 0.0622 UJ	< 0.0623 UJ	4.97 J+	5.08 J+	0.639 J+	< 0.0589 U	1.04 J+	1.17 J+	2.16 J+	0.98 J+	3.67 J+	7.89 J+
PCB-124	70424-70-3	ng/g	< 0.0336 U	< 0.0339 U	< 0.0357 U	1.21 J	< 0.0349 UJ	< 0.035 UJ	5.03	6.08	0.76	< 0.033 U	1.02	1.18	2.12	0.697	3.98	7.99
PCB-125	74472-39-2	ng/g	< 0.0411 U	< 0.0415 U	< 0.0436 U	< 0.0425 U	< 0.0426 U	< 0.0427 U	0.659 J	0.987 J	< 0.0407 UJ	< 0.0404 UJ	< 0.0402 U	0.232	0.373	< 0.042 U	0.43	1.25
PCB-126	57465-28-8	ng/g	< 0.0482 U	< 0.0486 U	< 0.0511 U	< 0.0498 UJ	< 0.05 UJ	< 0.0501 UJ	1.21 J	1.02 J	< 0.0477 UJ	< 0.0473 UJ	< 0.0472 U	< 0.0504 U	0.593 J+	< 0.0493 U	0.961 J+	1.92 J+
PCB-128	38380-07-3	ng/g	0.947	< 0.0671 U	< 0.0706 U	2.82 J	0.297 J	< 0.0691 UJ	16.2	9.98	1.69	0.184	5.02	5.75	10	3.37	20.5	32.7
PCB-129	55215-18-4	ng/g	< 0.0919 U	< 0.0927 UJ	< 0.0975 UJ	0.65 J	< 0.0953 UJ	< 0.0955 UJ	3.89 J	2.67 J	0.346 J	< 0.0902 UJ	0.921	1.21	2.22	0.703	3.78	7.43
PCB-130	52663-66-8	ng/g	0.418	< 0.0916 U	< 0.0963 U	0.969 J	< 0.0941 UJ	< 0.0944 UJ	5.29	3.22	0.601	< 0.0891 U	1.55	1.93	3.34	1.44	6.89	11.3
PCB-131/142	PCB-131/142	ng/g	< 0.0204 U	< 0.0205 U	< 0.0216 U	0.182 J	< 0.0211 UJ	< 0.0212 UJ	1.01 J	0.778 J	0.112 J	< 0.02 UJ	0.335	0.358	0.676	0.301	0.858	1.95
PCB-132/168	PCB-132/168	ng/g	1.23	0.355	< 0.143 U	3.85 J	0.283 J	< 0.14 UJ	24	14.3	2.5	0.348	7.37	8.47	16.2	6.32	30.2	52.4 J
PCB-133	35694-04-3	ng/g	< 0.0973 U	< 0.0982 U	< 0.103 U	0.29 J	< 0.101 UJ	< 0.101 UJ	1.14	0.627	0.22	< 0.0956 U	0.366	0.554	0.769	0.45	2.29	2.94
PCB-134	52704-70-8	ng/g	< 0.129 U	< 0.13 UJ	< 0.137 UJ	0.634 J	< 0.134 UJ	< 0.134 UJ	3.46	2.21	0.378	< 0.127 U	1.1	1.3	2.52	0.882	4.99	8.18
PCB-135/144	PCB-135/144	ng/g	0.53	< 0.109 U	< 0.115 U	1.5	< 0.112 U	< 0.112 U	9.88	5.77	1.05	0.135 J	3.2	3.49	6.77	2.74	13.1	22.8
PCB-136	38411-22-2	ng/g	0.373	< 0.0763 U	< 0.0803 U	0.98 J	0.133 J	< 0.0787 UJ	6.63	4.09	0.674	< 0.0743 U	2.34	2.55	5.01	1.9	9	16.2
PCB-137	35694-06-5	ng/g	0.324 J	< 0.124 UJ	< 0.131 UJ	0.953 J	< 0.128 UJ	< 0.128 UJ	5.42	3.47	0.551	< 0.121 U	1.73 J	1.93 J	3.4 J	1.05 J	6.72 J	10.6 J
PCB-138/163/164	PCB-138/163/164	ng/g	3.69	1.41	0.254	16.1 J	1.45 J	0.215 J	85.1 J	48.2 J	9.23	1	24.4	27.3	49.7 J	17	106 J	174 J
PCB-139/149	PCB-139/149	ng/g	2.08	0.673	< 0.159 U	7.51 J	0.664 J	0.158 J	46.5 J	26.8	5.08	0.496	14.2	16.1	30.5	11.8	61.4 J	103 J
PCB-140	59291-64-4	ng/g	< 0.0598 U	< 0.0603 U	< 0.0634 U	< 0.0617 U	< 0.062 U	< 0.0621 U	0.509	0.261	< 0.0592 U	< 0.0587 U	0.145 J	0.153 J	0.373	0.145 J	0.687	1.09
PCB-141	52712-04-6	ng/g	0.539	< 0.113 U	< 0.119 U	2 J	0.239 J	< 0.117 UJ	11.8	7.78	1.29	0.136 J	3.48 J	4.12 J	7.64 J	2.07 J	14.1 J	24.1 J
PCB-143	68194-15-0	ng/g	< 0.0601 U	< 0.0607 U	< 0.0638 U	< 0.0621 U	< 0.0624 U	< 0.0625 U	0.283	0.295	< 0.0596 U	< 0.0591 U	< 0.0589 U	< 0.0629 U	< 0.061 U	< 0.0615 U	< 0.0635 U	0.799
PCB-145	74472-40-5	ng/g	< 0.0751 U	< 0.0758 U	< 0.0797 U	< 0.0776 U	< 0.0779 U	< 0.0781 U	< 0.0792 U	< 0.0749 U	< 0.0744 U	< 0.0737 U	< 0.0735 U	< 0.0786 U	< 0.0762 U	< 0.0768 U	0.105 J	0.168 J
PCB-146	51908-16-8	ng/g	0.35	< 0.0541 U	< 0.0569 U	1.6 J	0.182 J	< 0.0557 UJ	8.34	4.5	0.996	0.13 J	2.43	2.9	5.3	2.19	11.8	18.1
PCB-147	68194-13-8	ng/g	< 0.0726 U	< 0.0733 U	< 0.0771 U	0.37 J	< 0.0753 UJ	< 0.0755 UJ	2.3	1.2	0.365	< 0.0713 U	0.816	0.805	1.46	0.789	4.57	5.48
PCB-148	74472-41-6	ng/g	< 0.0648 U	< 0.0654 U	< 0.0688 U	< 0.067 U	< 0.0672 U	< 0.0674 U	0.156 J	< 0.0647 U	< 0.0642 U	< 0.0636 U	< 0.0634 U	< 0.0678 U	< 0.0658 U	< 0.0663 U	0.373	0.383
PCB-150	68194-08-1	ng/g	< 0.0743 U	< 0.075 U	< 0.0789 U	< 0.0768 U	< 0.0771 U	< 0.0773 U	0.15 J	0.0908 J	< 0.0736 U	< 0.073 U	< 0.0728 U	< 0.0778 U	0.0951 J	< 0.076 U	0.301	0.351
PCB-151	52663-63-5	ng/g	0.442	< 0.058 U	< 0.0611 U	1.13 J	< 0.0597 UJ	< 0.0598 UJ	9.4	5.78	1.08	0.124 J	3.26	3.65	6.82	2.9	15.7	25.4
PCB-152	68194-09-2	ng/g	< 0.0822 U	< 0.0829 U	< 0.0872 U	< 0.0849 U	< 0.0852 U	< 0.0854 U	0.161 J	0.101 J	< 0.0814 U	< 0.0807 U	< 0.0804 U	< 0.086 U	0.125 J	< 0.0841 U	0.305	0.507

Table 12
Phase 2 Reach Floodplain Soil Analytical Results
Phase 2 Data Evaluation Summary Memorandum
Lower Neponset River
Boston and Milton, Massachusetts

Analyte	CAS Number	Units	24D-0150 24D-0150-BS 6/20/2024 N 1 - 1.2 ft	24D-0151 24D-0151-AS 6/24/2024 N 0 - 1 ft	24D-0151 24D-0151-BS 6/24/2024 N 1 - 1.5 ft	24D-0152 24D-0152-AS 7/15/2024 N 0 - 1 ft	24D-0152 24D-0152-BS 7/15/2024 N 1 - 2 ft	24D-0152 24D-0152-CS 7/15/2024 N 2 - 3 ft	24D-0153 24D-0153-AS 7/11/2024 N 0 - 1 ft	24D-0153 24D-0153-BS 7/11/2024 N 1 - 1.2 ft	24D-0154 24D-0154-AS 7/11/2024 N 0 - 1 ft	24D-0154 24D-0154-BS 7/11/2024 N 1 - 1.8 ft	24D-0155 24D-0155-AD 7/12/2024 FD 0 - 1 ft	24D-0155 24D-0155-AS 7/12/2024 N 0 - 1 ft	24D-0155 24D-0155-BS 7/12/2024 N 1 - 2 ft	24D-0155 24D-0155-CS 7/12/2024 N 2 - 3 ft	24D-0156 24D-0156-AS 7/12/2024 N 0 - 1 ft	24D-0156 24D-0156-BS 7/12/2024 N 1 - 2 ft
PCB-153	35065-27-1	ng/g	2.23	0.909	< 0.0442 U	10.9 J	0.941 J	0.172 J	51.7 J	29.2	5.67	0.654	15.1	17.3	31.9	10.4	66.9 J	105 J
PCB-154	60145-22-4	ng/g	< 0.0474 U	< 0.0479 U	< 0.0504 U	0.184 J	< 0.0492 U	< 0.0493 U	1.12	0.461	0.16 J	< 0.0466 U	0.346	0.423	0.675	0.423	2.23	2.88
PCB-155	33979-03-2	ng/g	< 0.04 U	< 0.0403 U	< 0.0424 U	< 0.0413 U	< 0.0414 U	< 0.0416 U	< 0.0422 U	< 0.0399 U	< 0.0396 U	< 0.0393 U	< 0.0391 U	< 0.0418 U	< 0.0406 U	< 0.0409 U	< 0.0422 U	< 0.0405 U
PCB-156	38380-08-4	ng/g	< 0.0579 UJ	< 0.0584 U	< 0.0615 U	1.67 J	0.216 J	< 0.0602 UJ	8.84	6.04	0.997	< 0.0569 U	2.24 J	2.83 J	4.53 J	1.74 J	9.17 J	15.9 J
PCB-157	69782-90-7	ng/g	< 0.0555 U	< 0.056 UJ	< 0.0589 UJ	0.586 J	< 0.0575 UJ	< 0.0577 UJ	2.67 J+	1.74 J+	0.277 J+	< 0.0545 U	0.766 J	0.855 J	1.52 J	0.487 J	3.09 J	5.25 J
PCB-158/160	PCB-158/160	ng/g	0.388 J	< 0.118 UJ	< 0.124 UJ	1.5 J	< 0.121 UJ	< 0.122 UJ	8.15	5.23	0.741	< 0.115 U	2.29	2.45	5.14	1.39	10	16.3
PCB-159	39635-35-3	ng/g	< 0.0659 U	< 0.0665 U	< 0.07 U	< 0.0681 U	< 0.0684 U	< 0.0686 U	0.465 J	0.204 J	< 0.0653 UJ	< 0.0647 UJ	< 0.0645 U	< 0.069 U	0.315	< 0.0674 U	0.825	0.783
PCB-161	74472-43-8	ng/g	< 0.0622 U	< 0.0628 U	< 0.066 U	< 0.0643 U	< 0.0645 U	< 0.0647 U	< 0.0656 U	< 0.0621 U	< 0.0616 U	< 0.0611 U	< 0.0609 U	< 0.0651 U	< 0.0631 U	< 0.0636 U	< 0.0656 U	< 0.063 U
PCB-162	39635-34-2	ng/g	< 0.0637 U	< 0.0643 U	< 0.0676 U	< 0.0658 U	< 0.066 U	< 0.0662 U	0.481 J	0.235 J	< 0.0631 UJ	< 0.0625 UJ	< 0.0623 U	< 0.0666 U	0.219	< 0.0651 U	0.471	0.72
PCB-165	74472-46-1	ng/g	< 0.0891 U	< 0.0899 U	< 0.0946 U	< 0.092 U	< 0.0924 U	< 0.0926 U	< 0.094 U	< 0.0889 U	< 0.0882 U	< 0.0875 U	< 0.0872 U	< 0.0932 U	< 0.0904 U	< 0.0911 U	< 0.094 U	0.232
PCB-166	41411-63-6	ng/g	< 0.0797 U	< 0.0805 U	< 0.0846 U	< 0.0824 U	< 0.0827 U	< 0.0829 U	0.439 J	0.288 J	< 0.079 UJ	< 0.0783 UJ	< 0.0781 U	0.168 J	0.324	< 0.0816 U	0.587	0.791
PCB-167	52663-72-6	ng/g	< 0.0545 U	< 0.055 UJ	< 0.0579 UJ	0.921 J	< 0.0566 UJ	< 0.0567 UJ	3.84	1.97	0.381	< 0.0536 U	1.04	1.12	2.31	0.532	4.95	7.25
PCB-169	32774-16-6	ng/g	< 0.0482 U	< 0.0486 U	< 0.0511 U	< 0.0498 U	< 0.05 U	< 0.0501 U	< 0.0508 U	< 0.0481 U	< 0.0477 U	< 0.0473 U	< 0.0472 U	< 0.0504 U	< 0.0489 U	< 0.0493 U	< 0.0509 U	< 0.0488 U
PCB-170/190	PCB-170/190	ng/g	0.698	< 0.283 U	< 0.297 U	2.96 J	< 0.291 UJ	< 0.291 UJ	14.6	7.9	1.82	0.293 J	3.88	4.46	8.3	3.67	17.8	30.4
PCB-171	52663-71-5	ng/g	< 0.0626 U	< 0.0631 U	< 0.0664 U	0.749 J	< 0.0649 UJ	< 0.0651 UJ	3.55	1.81	0.377	< 0.0614 U	0.985	1.19	2.17	0.905	4.74	7.52
PCB-172/192	PCB-172/192	ng/g	< 0.138 U	< 0.139 UJ	< 0.147 UJ	0.426 J	< 0.143 UJ	< 0.144 UJ	1.64	0.869	0.288	< 0.136 U	0.399	0.632	0.996	0.542	2.26	3.81
PCB-173	68194-16-1	ng/g	< 0.0842 U	< 0.085 U	< 0.0894 U	< 0.087 U	< 0.0873 U	< 0.0876 U	0.346 J	0.176 J	< 0.0834 UJ	< 0.0827 UJ	< 0.0825 U	< 0.0881 U	0.194	< 0.0862 U	0.48	0.658
PCB-174	38411-25-5	ng/g	0.605	< 0.0997 U	< 0.105 U	2.44 J	0.233 J	< 0.103 UJ	11.7	6.76	1.51	0.247	3.14	3.53	6.87	3.25	14.4	25.1
PCB-175	40186-70-7	ng/g	< 0.0601 U	< 0.0607 U	< 0.0638 U	0.0969 J	< 0.0624 U	< 0.0625 U	0.42	0.232	0.076 J	< 0.0591 U	0.139 J	0.176 J	0.256	0.202	0.572	0.929
PCB-176	52663-65-7	ng/g	< 0.0648 U	< 0.0654 U	< 0.0688 U	0.199 J	< 0.0672 UJ	< 0.0674 UJ	1.19	0.686	0.154 J	< 0.0636 U	0.286	0.392	0.792	0.389	1.59	2.75
PCB-177	52663-70-4	ng/g	0.298	< 0.0848 U	< 0.0892 U	1.6 J	0.169 J	< 0.0874 UJ	6.88	3.66	0.968	0.119 J	1.97	2.15	4.15	1.97	9.36	15.5
PCB-178	52663-67-9	ng/g	< 0.0792 UJ	< 0.0799 UJ	< 0.0841 UJ	0.577 J	< 0.0821 UJ	< 0.0823 UJ	2.55	1.2	0.338	< 0.0778 U	0.651 J	0.669 J	1.41 J	0.771 J	3.64 J	5.37 J
PCB-179	52663-64-6	ng/g	0.236	< 0.0588 U	< 0.0618 U	0.829 J	0.0999 J	< 0.0606 UJ	3.72	2.26	0.609	< 0.0572 U	1.06	1.18	2.38	1.25	5.47	8.8
PCB-180	35065-29-3	ng/g	1.18	< 0.0547 U	< 0.0575 U	5.22 J	0.476 J	< 0.0563 UJ	24.4	13.8	3.23	0.343	6.35	7.35	14.2	6.6	29.9	51.3 J
PCB-181	74472-47-2	ng/g	< 0.0885 U	< 0.0893 U	< 0.094 U	< 0.0915 U	< 0.0918 U	< 0.0921 U	< 0.0934 U	< 0.0884 U	< 0.0877 U	< 0.0869 U	< 0.0867 U	< 0.0926 U	< 0.0898 U	< 0.0906 U	< 0.0934 U	< 0.0896 U
PCB-182/187	PCB-182/187	ng/g	0.715	< 0.166 U	< 0.175 U	3.16 J	0.27 J	< 0.171 UJ	13	7.02	1.91	0.224	3.27	3.79	7.54	4.21	17.3	28.5
PCB-183	52663-69-1	ng/g	0.292	< 0.0688 UJ	< 0.0724 UJ	1.07 J	< 0.0707 UJ	< 0.0709 UJ	5.52	3.01	0.744	0.119 J	1.52	1.79	3.35	1.65	6.93	12.2
PCB-184	74472-48-3	ng/g	< 0.0465 U	< 0.0469 U	< 0.0494 U	< 0.048 U	< 0.0482 U	< 0.0484 U	< 0.0491 U	< 0.0464 U	< 0.0461 U	< 0.0457 U	< 0.0455 U	< 0.0487 U	< 0.0472 U	< 0.0476 U	< 0.0491 U	< 0.0471 U
PCB-185	52712-05-7	ng/g	< 0.0682 U	< 0.0688 U	< 0.0724 U	0.314 J	< 0.0707 UJ	< 0.0709 UJ	1.37	0.823	0.208	< 0.0669 U	0.359 J	0.422 J	0.828 J	0.445 J	1.6 J	2.9 J
PCB-186	74472-49-4	ng/g	< 0.0698 U	< 0.0705 U	< 0.0741 U	< 0.0722 U	< 0.0724 U	< 0.0726 U	< 0.0737 U	< 0.0697 U	< 0.0692 U	< 0.0686 U	< 0.0684 U	< 0.0731 U	< 0.0709 U	< 0.0715 U	< 0.0737 U	< 0.0707 U
PCB-188	74487-85-7	ng/g	< 0.0508 U	< 0.0513 U	< 0.0539 U	< 0.0525 U	< 0.0527 U	< 0.0528 U	< 0.0536 U	< 0.0507 U	< 0.0503 U	< 0.0499 U	< 0.0497 U	< 0.0532 U	< 0.0516 U	< 0.052 U	< 0.0536 U	< 0.0514 U
PCB-189	39635-31-9	ng/g	< 0.0523 U	< 0.0528 U	< 0.0555 U	< 0.054 UJ	< 0.0542 UJ	< 0.0544 UJ	0.572 J	0.295 J	0.137 J	< 0.0514 UJ	0.207 J+	0.213 J+	0.412 J+	< 0.0535 U	0.759 J+	1.43 J+
PCB-191	74472-50-7	ng/g	< 0.129 U	< 0.131 U	< 0.137 U	< 0.134 U	< 0.134 U	< 0.135 U	0.486 J	0.257 J	< 0.128 UJ	< 0.127 UJ	< 0.127 U	0.16 J	0.29	0.212	0.569	0.904
PCB-193	69782-91-8	ng/g	< 0.174 U	< 0.176 U	< 0.185 U	0.31 J	< 0.181 UJ	< 0.181 UJ	1.18	0.671	0.191	< 0.171 U	0.336	0.37	0.669	0.321	1.52	2.38
PCB-194	35694-08-7	ng/g	< 0.149 UJ	< 0.151 UJ	< 0.159 UJ	2.47 J	< 0.155 UJ	< 0.155 UJ	8.28	5.48	2.1	< 0.147 U	3.91	3.26	4.7	3.21	10.3	14.9
PCB-195	52663-78-2	ng/g	< 0.142 U	< 0.143 U	< 0.151 U	0.7 J	< 0.147 UJ	< 0.148 UJ	2.69	1.72	0.514	< 0.14 U	0.933 J	0.733 J	1.4 J	0.641 J	3.14 J	5.12 J
PCB-196/203	PCB-196/203	ng/g	1.05	< 0.126 U	< 0.133 U	2.16 J	< 0.13 UJ	< 0.13 UJ	7.71	4.94	1.27	< 0.123 U	2.21 J	2.17 J	4.5 J	2.81 J	10.1 J	15.5 J
PCB-197	33091-17-7	ng/g	< 0.0556 U	< 0.0562 U	< 0.0591 U	< 0.0575 U	< 0.0577 U	< 0.0579 U	0.236	0.194	< 0.0551 U	< 0.0547 U	< 0.0545 U	< 0.0582 U	0.121 J	< 0.0569 U	0.338	0.461
PCB-198	68194-17-2	ng/g	< 0.0945 U	< 0.0954 U	< 0.1 U	0.161 J	< 0.098 U	< 0.0983 U	0.535 J	< 0.0943 UJ	< 0.0936 UJ	< 0.0928 UJ	< 0.0925 U	< 0.0989 U	0.317	< 0.0967 U	0.663	0.862
PCB-199	52663-75-9	ng/g	0.641	< 0.0876 U	< 0.0922 U	2.01 J	< 0.0901 UJ	< 0.0903 UJ	6.76	4.14	1.15	< 0.0853 U	1.59	1.84	3.66	2.62	8.75	13.6
PCB-200	52663-73-7	ng/g	< 0.0807 U	< 0.0814 U	< 0.0856 U	0.226 J	< 0.0837 UJ	< 0.0839 UJ	0.788 J	0.591 J	0.318 J	< 0.0792 UJ	< 0.079 U	0.202	0.513	0.359	0.968	1.58
PCB-201	40186-71-8	ng/g	< 0.0484 U	< 0.0488 U	< 0.0513 U	0.211 J	< 0.0502 UJ	< 0.0503 UJ	0.618 J	0.401 J	0.124 J	< 0.0475 UJ	< 0.0474 U	0.217	0.413	0.307	1.05	1.52
PCB-202	2136-99-4	ng/g	< 0.0605 UJ	< 0.0611 U	< 0.0642 U	0.413	< 0.0627 U	< 0.0629 U	1.21 J	0.88 J	0.225 J	< 0.0594 UJ	0.27	0.35	0.558	0.289	1.58	2.34
PCB-204	74472-52-9	ng/g	< 0.0936 U	< 0.0944 U	< 0.0993 U	< 0.0967 U	< 0.097 U	< 0.0973 U	< 0.0987 U	< 0.0934 U	< 0.0927 U	< 0.0919 U	< 0.0916 U	< 0.0979 U	< 0.095 U	< 0.0957 U	< 0.0988 U	< 0.0947 U
PCB-205	74472-53-0	ng/g	< 0.0517 U	< 0.0522 U	< 0.0549 U	< 0.0535 U	< 0.0536 U	< 0.0538 U	0.428	< 0.0516 U	< 0.0512 U	< 0.0508 U	< 0.0506 U	< 0.0541 U	< 0.0525 U	< 0.0529 U	0.561	0.78
PCB-206	40186-72-9	ng/g	2.24	< 0.0501 UJ	< 0.0527 UJ	2.43 J	0.263 J	< 0.0517 UJ	3.93	2.19	0.705	< 0.0488 U	1.08	1.03	2.24	1.02	5.63	8
PCB-207	52663-79-3	ng/g	< 0.0655 UJ	< 0.0662 U	< 0.0696 U	0.214	< 0.068 U	< 0.0682 U	0.356 J	0.258 J	< 0.0649 UJ	< 0.0644 UJ	< 0.0642 U	< 0.0686 U	0.257	< 0.0671 U	0.636	0.906
PCB-208	52663-77-1	ng/g	1.02	< 0.0662 U	< 0.0696 U	0.868 J	< 0.068 UJ	< 0.0682 UJ	1.27 J	0.628 J	0.212 J	< 0.0644 UJ	0.291	0.32	0.648	0.373	1.84	2.31
PCB-209	2051-24-3	ng/g	2.44	< 0.0435 U	< 0.0458 U	2.5	0.277	< 0.0449 U	2.21 J	0.741 J	0.321 J	< 0.0424 UJ	0.74	0.619	1.4	0.382	3.94	4.73
Total Decachlorobiphenyls	RA_Total_DECPCB	ng/g	2.44	< 0.0435 U	< 0.0458 U	2.5	0.277	< 0.0449 U	2.21	0.741	0.321	< 0.0424 U	0.74	0.619	1.4	0.382	3.94	4.73
Total Dichlorobiphenyls	RA_Total_DIPCB	ng/g	< 0.106 U	< 0.107 U	< 0.112 U	5.1	0.24	< 0.110 U	122.771	119.053	19.273	1.171	53.463	54.624	58.694	893.6	249.44	519.91
Total Heptachlorobiphenyls	RA_Total_HEPPCB	ng/g	4.024	< 0.283 U	< 0.297 U	19.9509	1.2479	< 0.291 U	93.124	51.429	12.56	1.345	24.552	28.474	54.807	26.387	118.89	200.451
Total Hexachlorobiphenyls	RA_Total_HEXPCB	ng/g	13.541	3.347	0.254	57.299	4.405	0.545	319.324	187.491	34.389	3.207	94.445	107.716	199.851	71.022	411.892	674.984
Total Monochlorobiphenyls	RA_Total_MONPCB	ng/g	< 0.0463 U	< 0.0467 U	< 0.0492 U	0.744	< 0.0480 U	< 0.0482 U	10.2	1.815	3.95	< 0.0455 U	4.89	5.6	5.57	28.9	54.518	47.95
Total Nonachlorobiphenyls	RA_Total_NONPCB	ng/g	3.26	< 0.0662 U	< 0.0696 U	3.512	0.263	< 0.0682 U	5.556	3.076	0.917	< 0.0644 U	1.371	1.35	3.145	1.393	8.106	11.216
Total Octachlorobiphenyls	RA_Total_OCTPCB	ng/g	1.691	< 0.151 U	< 0.159 U	8.351	< 0.155 U	< 0.155 U	29.255	18.346	5.701	< 0.147 U	8.913	8.772	16.182	10.236	37.45	56.663
Total Pentachlorobiphenyls	RA_Total_PENPCB	ng/g	13.873	11.036	< 0.321 U	131.033	11.939	1.266	942.438	1129.99	110.901	11.998	186.044	216.384	460.16	261.913	660.809	1668.82
Total Tetrachlorobiphenyls	RA_Total_TETPCB	ng/g	12.433	12.903	0.668	89.171	7.491	1.316	1597.72	3585.84	125.538	14.062	159.957	218.458	507.905	1292.33	668.114	2370.14
Total Trichlorobiphenyls	RA_Total_TRICPB	ng/g	8.128	1.485	< 0.141 U	25.303	0.958	< 0.138 U	406.155	1308.21	28.868	4.703	64.06	118.681	106.537	2398.76	294.305	942.63
Total PCB Congeners	RA_Tot_PCB_Cong	ng/g	59.39	28.771	0.922	342.964	26.8209	3.127	3528.75	6405.99	342.418	36.486	598.435	760.678	1414.25	4984.92	2507.46	6497.5
Total PCB TEQ (Bird)	RA-TEQ-B-PCB	ng/g	0.0000902	0.0001818	< 0	0.25594501	0.0163925	0.00000331	1.82315382	2.85580545	0.19313457	0.0149	0.23501567	0.30722423	0.73283882	0.57920802	0.91600179	2.7292677
Total PCB TEQ (Fish)	RA-TEQ-F-PCB	ng/g	0.00001207	0.0000189	< 0	0.000786485	0.00004813	0.000001655	0.01134441	0.013280325	0.000597285	0.00004171	0.000804325	0.001004275	0.00510196	0.001534455	0.007518645	0.01747395
Total PCB TEQ (Mammal)	RA-TEQ-M-PCB	ng/g	0.00007242	0.0001134	< 0	0.00170331	0.00012628	0.00000993	0.13147746	0.11591995	0.00119621	0.00010226	0.00172015	0.00207505	0.06338176	0.00245153	0.10230387	0.2077577
TAL Metals and Mercury																		
Aluminum	7429-90-5	mg/kg	3700 J-	2000	2500	7400	7300	7200	3500	2500	3200	2300	3800	3400	3900	3000	7200	5800
Calcium	7440-70-2	mg/kg	510	610	830	640	450	420	970	790	700	620	1600	1200	1100	1300	3800	2400
Iron	7439-89-6	mg/kg	6300	4300	5500	11000	6200	13000	7600	2900	6400	5200	11000	10000	11000	9000	22000	15000
Magnesium	7439-95-4	mg/kg	1200 J-	920	1100	1200	580	720	860	510	1100	1000	1900	1600	1600	1600	2000	1500
Potassium	7440-09-7	mg/kg	200 J-	95 J	140 J	110 J	< 400 U	< 400 U	< 480 UJ	< 460 UJ	< 400 UJ	< 350 UJ	190 J	200 J	180 J	210 J	220 J	170 J
Sodium	7440-23-5	mg/kg	< 440 U	< 490 U	100 J	120 J	< 400 U	99 J	120 J	< 460 U	82 J	< 350 U	78 J	< 370 U	< 440 U	< 400 U	260 J	130 J
Antimony	7440-36-0	mg/kg	0.84	< 1.1 U	< 1.1 U	1.3	0.14 J	0.035 J	< 1.0 U	< 0.94 U	< 0.80 U	< 0.73 U	< 0.97 U	< 0.80 U	< 1.1 U	< 1.0 U	< 1.6 U	< 1.2 U
Arsenic	7440-38-2	mg/kg	3.5 J	1.7 J+	1.7 J+	12 J	1.6 J	0.92 J	2.2 J	0.62 J	2.1 J	0.73 J	2.0	1.8	2.6	1.3	6.7	5.3
Barium	7440-39-3	mg/kg	15	33	33	25	35	54	17 J+	18 J+	6.1 J+	3.9 J+	20	18	26	16	120	59
Beryllium	7440-41-7	mg/kg	< 0.37 UJ	< 0.54 U	< 0.57 U	0.18 J	0.20 J	0.27 J	< 0.51 UJ	< 0.47 UJ	< 0.40 UJ	< 0.36 UJ	< 0.48 UJ	< 0.40 UJ	< 0.53 UJ	< 0.52 UJ	< 0.81 UJ	< 0.60 UJ

Table 12
Phase 2 Reach Floodplain Soil Analytical Results
Phase 2 Data Evaluation Summary Memorandum
Lower Neponset River
Boston and Milton, Massachusetts

Analyte	CAS Number	Units	24D-0150 24D-0150-BS 6/20/2024 N 1 - 1.2 ft	24D-0151 24D-0151-AS 6/24/2024 N 0 - 1 ft	24D-0151 24D-0151-BS 6/24/2024 N 1 - 1.5 ft	24D-0152 24D-0152-AS 7/15/2024 N 0 - 1 ft	24D-0152 24D-0152-BS 7/15/2024 N 1 - 2 ft	24D-0152 24D-0152-CS 7/15/2024 N 2 - 3 ft	24D-0153 24D-0153-AS 7/11/2024 N 0 - 1 ft	24D-0153 24D-0153-BS 7/11/2024 N 1 - 1.2 ft	24D-0154 24D-0154-AS 7/11/2024 N 0 - 1 ft	24D-0154 24D-0154-BS 7/11/2024 N 1 - 1.8 ft	24D-0155 24D-0155-AD 7/12/2024 FD 0 - 1 ft	24D-0155 24D-0155-AS 7/12/2024 N 0 - 1 ft	24D-0155 24D-0155-BS 7/12/2024 N 1 - 2 ft	24D-0155 24D-0155-CS 7/12/2024 N 2 - 3 ft	24D-0156 24D-0156-AS 7/12/2024 N 0 - 1 ft	24D-0156 24D-0156-BS 7/12/2024 N 1 - 2 ft
Cadmium	7440-43-9	mg/kg	0.063 J	< 0.54 U	< 0.57 U	0.25 J-	0.20 J-	0.078 J-	0.17 J-	0.28 J-	0.11 J-	0.069 J-	0.13 J+	0.11 J+	0.20 J+	0.11 J+	1.9 J+	1.1 J+
Chromium, Total	7440-47-3	mg/kg	40 EB	10 JEB	8.5 JEB	99 J	10 J	6.3 J	22 J	7.5 J	18 J	3.4 J	17	15	29	16	59	63
Cobalt	7440-48-4	mg/kg	2.1	4.1	5.1	1.5	0.44 J	0.53	1.2 J+	0.53 J+	0.56 J+	0.44 J+	3.5 J+	3.7 J+	3.7 J+	4.1 J+	9.9 J+	4.4 J+
Copper	7440-50-8	mg/kg	32 J	13 J+	13 J+	200	35	9.2	37 J-	18 J-	59 J-	27 J-	16	15	28	14	82	76
Lead	7439-92-1	mg/kg	78 EB	6.5	4.4	360	37	8.2	110 J+	34 J+	100 J+	36 J+	53 J+	45 J+	120 J+	32 J+	180 J+	280 J+
Manganese	7439-96-5	mg/kg	64 JEB	99 JEB	120 JEB	23	7.5	9.4	48 J+	30 J+	11 J+	12 J+	290	290	220	120	1900	270
Nickel	7440-02-0	mg/kg	4.7	8.3 EB	7.9 EB	4.0	1.0 J-	0.84 J-	3.0	2.0 J-	0.83 J-	0.31 J-	5.3 J	5.9 J	6.8 J	7.7 J	15 J	12 J
Selenium	7782-49-2	mg/kg	< 1.8 UJ	< 2.7 U	< 2.8 U	0.38 J	< 2.5 U	< 2.2 U	< 2.6 UJ	< 2.3 UJ	< 2.0 UJ	< 1.8 UJ	< 2.4 UJ	< 2.0 UJ	< 2.7 UJ	< 2.6 UJ	< 4.0 UJ	< 3.0 UJ
Silver	7440-22-4	mg/kg	0.15 J	< 0.54 U	< 0.57 U	0.52	0.13 J	0.12 J	0.13 J	0.066 J	0.16 J	0.062 J	0.092 J-	0.45 J-	0.14 J-	0.057 J-	0.42 J-	0.40 J-
Thallium	7440-28-0	mg/kg	0.029 J	< 0.54 U	< 0.57 U	0.045 J	< 0.51 U	< 0.43 U	< 0.51 U	< 0.47 U	< 0.40 U	< 0.36 U	0.034 J+	< 0.40 U	< 0.53 U	< 0.52 U	0.056 J+	0.054 J+
Vanadium	7440-62-2	mg/kg	14	18	20	22	8.5	10	12	7.0	5.3	2.9	10	10	15	12	27	26
Zinc	7440-66-6	mg/kg	21 EB	20 JEB	19 JEB	26	13	21	31 J	39 J	17 J	8.3 J	53 J	56 J	70 J	80 J	280 J	180 J
Mercury	7439-97-6	mg/kg	0.56	< 0.12 U	< 0.099 U	3.5	0.26	< 0.11 U	0.50 J-	0.17 J-	0.50 J-	0.17 J-	0.14	0.16	0.30	< 0.10 U	0.86	0.80
TCL VOCs																		
1,1,1-Trichloroethane (TCA)	71-55-6	ug/kg	-	< 5.4 U	< 5.4 U	< 5.8 U	< 5.1 U	< 5.5 U	< 6.1 U	-	< 5.3 U	< 4.5 U	< 5.5 UJ	< 5.0 UJ	< 6.4 UJ	< 5.7 UJ	< 9.6 U	< 6.2 U
1,1,2,2-TETRACHLOROETHANE	79-34-5	ug/kg	-	< 5.4 U	< 5.4 U	< 5.8 U	< 5.1 U	< 5.5 U	< 6.1 U	-	< 5.3 U	< 4.5 U	< 5.5 U	< 5.0 U	< 6.4 U	< 5.7 U	< 9.6 U	< 6.2 U
1,1,2-TRICHLORO-1,2,2-TRIFLUOROETHANE	76-13-1	ug/kg	-	< 5.4 U	< 5.4 U	< 5.8 U	< 5.1 U	< 5.5 U	< 6.1 U	-	< 5.3 U	< 4.5 U	< 5.5 UJ	< 5.0 UJ	< 6.4 UJ	< 5.7 UJ	< 9.6 U	< 6.2 U
1,1,2-Trichloroethane	79-00-5	ug/kg	-	< 5.4 U	< 5.4 U	< 5.8 U	< 5.1 U	< 5.5 U	< 6.1 U	-	< 5.3 U	< 4.5 U	< 5.5 U	< 5.0 U	< 6.4 U	< 5.7 U	< 9.6 U	< 6.2 U
1,1-Dichloroethane	75-34-3	ug/kg	-	< 5.4 U	< 5.4 U	< 5.8 U	< 5.1 U	< 5.5 U	< 6.1 U	-	< 5.3 U	< 4.5 U	< 5.5 U	< 5.0 U	< 6.4 U	< 5.7 U	< 9.6 U	< 6.2 U
1,1-Dichloroethene	75-35-4	ug/kg	-	< 5.4 UJ	< 5.4 UJ	< 5.8 U	< 5.1 U	< 5.5 U	< 6.1 U	-	< 5.3 U	< 4.5 U	< 5.5 U	< 5.0 U	< 6.4 U	< 5.7 U	< 9.6 U	< 6.2 U
1,2,3-Trichlorobenzene	87-61-6	ug/kg	-	< 5.4 U	< 5.4 U	< 360 U	< 5.1 U	< 5.5 U	< 6.1 UJ	-	< 300 U	< 4.5 U	< 5.5 UJ	< 5.0 UJ	< 6.4 UJ	< 5.7 UJ	< 9.6 U	< 6.2 U
1,2,3-TRICHLOROPROPANE	96-18-4	ug/kg	-	< 5.4 U	< 5.4 U	< 5.8 U	< 5.1 U	< 5.5 U	< 6.1 U	-	< 5.3 U	< 4.5 U	< 5.5 UJ	< 5.0 UJ	< 6.4 UJ	< 5.7 U	< 9.6 U	< 6.2 U
1,2,4-TRICHLOROBENZENE	120-82-1	ug/kg	-	< 5.4 U	< 5.4 U	< 360 U	< 5.1 U	< 5.5 U	< 6.1 UJ	-	< 300 U	< 4.5 U	< 5.5 UJ	< 5.0 UJ	< 6.4 UJ	< 5.7 UJ	< 9.6 U	< 6.2 U
1,2,4-Trimethylbenzene	95-63-6	ug/kg	-	< 5.4 U	< 5.4 U	< 360 U	< 5.1 U	< 5.5 U	< 400 U	-	< 300 U	< 4.5 U	< 5.5 U	< 5.0 U	< 6.4 U	< 5.7 U	< 9.6 U	< 6.2 U
1,2-Dibromo-3-Chloropropane	96-12-8	ug/kg	-	< 5.4 U	< 5.4 U	< 360 U	< 5.1 U	< 5.5 U	< 6.1 UJ	-	< 300 U	< 4.5 U	< 5.5 U	< 5.0 U	< 6.4 U	< 5.7 U	< 9.6 U	< 6.2 U
1,2-Dibromoethane (Ethylene Dibromide)	106-93-4	ug/kg	-	< 5.4 U	< 5.4 U	< 5.8 U	< 5.1 U	< 5.5 U	< 6.1 U	-	< 5.3 U	< 4.5 U	< 5.5 UJ	< 5.0 UJ	< 6.4 UJ	< 5.7 UJ	< 9.6 U	< 6.2 U
1,2-Dichlorobenzene	95-50-1	ug/kg	-	< 5.4 U	< 5.4 U	< 360 U	< 5.1 U	< 5.5 U	< 6.1 UJ	-	< 300 U	< 4.5 U	< 5.5 UJ	< 5.0 UJ	< 6.4 UJ	< 5.7 UJ	< 9.6 U	< 6.2 U
1,2-Dichloroethane	107-06-2	ug/kg	-	< 5.4 U	< 5.4 U	< 5.8 U	< 5.1 U	< 5.5 U	< 6.1 U	-	< 5.3 U	< 4.5 U	< 5.5 UJ	< 5.0 UJ	< 6.4 UJ	< 5.7 UJ	< 9.6 U	< 6.2 U
1,2-DICHLOROPROPANE	78-87-5	ug/kg	-	< 5.4 U	< 5.4 U	< 5.8 U	< 5.1 U	< 5.5 U	< 6.1 U	-	< 5.3 U	< 4.5 U	< 5.5 UJ	< 5.0 UJ	< 6.4 UJ	< 5.7 U	< 9.6 U	< 6.2 U
1,3,5-Trimethylbenzene (Mesitylene)	108-67-8	ug/kg	-	< 5.4 U	< 5.4 U	< 360 U	< 5.1 U	< 5.5 U	< 400 U	-	< 300 U	< 4.5 U	< 5.5 U	< 5.0 U	< 6.4 U	< 5.7 U	< 9.6 U	< 6.2 U
1,3-DICHLOROBENZENE	541-73-1	ug/kg	-	< 5.4 U	< 5.4 U	< 360 U	< 5.1 U	< 5.5 U	< 6.1 UJ	-	< 300 U	< 4.5 U	< 5.5 UJ	< 5.0 UJ	< 6.4 UJ	< 5.7 UJ	< 9.6 U	< 6.2 U
1,4-DICHLOROBENZENE	106-46-7	ug/kg	-	< 5.4 U	< 5.4 U	< 360 U	< 5.1 U	< 5.5 U	< 6.1 UJ	-	< 300 U	< 4.5 U	< 5.5 UJ	< 5.0 UJ	< 6.4 UJ	< 5.7 UJ	< 9.6 U	< 6.2 U
2-HEXANONE	591-78-6	ug/kg	-	< 11 UJ	< 11 U	< 12 U	< 10 U	< 11 U	< 12 U	-	< 11 U	< 9.1 U	< 11 U	< 9.9 U	< 13 U	< 11 U	< 19 U	< 12 U
ACETONE	67-64-1	ug/kg	-	< 11 UJ	< 11 U	< 12 U	< 10 U	< 11 U	20 EB	-	< 11 U	< 9.1 U	< 11 U	< 9.9 U	< 13 U	40 EB	< 19 U	< 12 U
Benzene	71-43-2	ug/kg	-	< 5.4 UJ	< 5.4 UJ	< 5.8 U	< 5.1 U	< 5.5 U	< 6.1 U	-	< 5.3 U	< 4.5 U	< 5.5 U	< 5.0 U	< 6.4 U	< 5.7 U	< 9.6 U	< 6.2 U
BROMOCHLOROMETHANE	74-97-5	ug/kg	-	< 5.4 U	< 5.4 U	< 5.8 U	< 5.1 U	< 5.5 U	< 6.1 U	-	< 5.3 U	< 4.5 U	< 5.5 U	< 5.0 U	< 6.4 U	< 5.7 U	< 9.6 U	< 6.2 U
BROMODICHLOROMETHANE	75-27-4	ug/kg	-	< 5.4 U	< 5.4 U	< 5.8 U	< 5.1 U	< 5.5 U	< 6.1 U	-	< 5.3 U	< 4.5 U	< 5.5 UJ	< 5.0 UJ	< 6.4 UJ	< 5.7 U	< 9.6 U	< 6.2 U
BROMOFORM	75-25-2	ug/kg	-	< 5.4 U	< 5.4 U	< 360 U	< 5.1 U	< 5.5 U	< 400 U	-	< 300 U	< 4.5 U	< 5.5 U	< 5.0 U	< 6.4 U	< 5.7 U	< 9.6 U	< 6.2 U
BROMOMETHANE	74-83-9	ug/kg	-	< 5.4 U	< 5.4 U	< 5.8 U	< 5.1 U	< 5.5 U	< 6.1 U	-	< 5.3 U	< 4.5 U	< 5.5 U	< 5.0 U	< 6.4 U	< 5.7 U	< 9.6 U	< 6.2 U
CARBON DISULFIDE	75-15-0	ug/kg	-	< 5.4 U	< 5.4 U	< 5.8 U	< 5.1 U	< 5.5 U	< 6.1 UJ	-	< 5.3 UJ	< 4.5 UJ	< 5.5 U	< 5.0 U	< 6.4 U	2.3 J	< 9.6 U	< 6.2 UJ
CARBON TETRACHLORIDE	56-23-5	ug/kg	-	< 5.4 U	< 5.4 U	< 5.8 U	< 5.1 U	< 5.5 U	< 6.1 U	-	< 5.3 U	< 4.5 U	< 5.5 UJ	< 5.0 UJ	< 6.4 UJ	< 5.7 UJ	< 9.6 U	< 6.2 U
Chlorobenzene	108-90-7	ug/kg	-	< 5.4 UJ	< 5.4 UJ	< 360 U	< 5.1 U	< 5.5 U	< 6.1 U	-	< 5.3 U	< 4.5 U	< 5.5 UJ	< 5.0 UJ	< 6.4 UJ	< 5.7 UJ	< 9.6 U	< 6.2 U
CHLOROETHANE	75-00-3	ug/kg	-	< 5.4 U	< 5.4 U	< 5.8 U	< 5.1 U	< 5.5 U	< 6.1 U	-	< 5.3 U	< 4.5 U	< 5.5 U	< 5.0 U	< 6.4 U	< 5.7 U	< 9.6 U	< 6.2 U
Chloroform	67-66-3	ug/kg	-	< 5.4 U	< 5.4 U	< 5.8 U	< 5.1 U	< 5.5 U	< 6.1 U	-	< 5.3 U	< 4.5 U	< 5.5 U	< 5.0 U	< 6.4 U	< 5.7 U	< 9.6 U	< 6.2 U
CHLOROMETHANE	74-87-3	ug/kg	-	< 5.4 U	< 5.4 U	< 5.8 U	< 5.1 U	< 5.5 U	< 6.1 UJ	-	< 5.3 UJ	< 4.5 UJ	< 5.5 U	< 5.0 U	< 6.4 U	< 5.7 U	< 9.6 U	< 6.2 UJ
CIS-1,2-DICHLOROETHYLENE	156-59-2	ug/kg	-	< 5.4 U	< 5.4 U	< 5.8 U	< 5.1 U	< 5.5 U	< 6.1 U	-	< 5.3 U	< 4.5 U	< 5.5 U	< 5.0 U	< 6.4 U	< 5.7 U	< 9.6 U	< 6.2 U
cis-1,3-Dichloropropene	10061-01-5	ug/kg	-	< 5.4 U	< 5.4 U	< 5.8 U	< 5.1 U	< 5.5 U	< 6.1 U	-	< 5.3 U	< 4.5 U	< 5.5 U	< 5.0 U	< 6.4 U	< 5.7 U	< 9.6 U	< 6.2 U
Cyclohexane	110-82-7	ug/kg	-	< 5.4 U	< 5.4 U	< 5.8 U	< 5.1 U	< 5.5 U	< 6.1 U	-	< 5.3 U	< 4.5 U	< 5.5 UJ	< 5.0 UJ	< 6.4 UJ	< 5.7 U	< 9.6 U	< 6.2 U
DIBROMOCHLOROMETHANE	124-48-1	ug/kg	-	< 5.4 U	< 5.4 U	< 5.8 U	< 5.1 U	< 5.5 U	< 6.1 U	-	< 5.3 U	< 4.5 U	< 5.5 U	< 5.0 U	< 6.4 U	< 5.7 U	< 9.6 U	< 6.2 U
Dichlorodifluoromethane	75-71-8	ug/kg	-	< 5.4 U	< 5.4 U	< 5.8 U	< 5.1 U	< 5.5 U	< 6.1 U	-	< 5.3 U	< 4.5 U	< 5.5 U	< 5.0 U	< 6.4 U	< 5.7 U	< 9.6 U	< 6.2 U
Ethylbenzene	100-41-4	ug/kg	-	< 5.4 U	< 5.4 U	< 5.8 U	< 5.1 U	< 5.5 U	< 6.1 U	-	< 5.3 U	< 4.5 U	< 5.5 U	< 5.0 U	< 6.4 U	< 5.7 U	< 9.6 U	< 6.2 U
Isopropylbenzene (Cumene)	98-82-8	ug/kg	-	< 5.4 U	< 5.4 U	< 360 U	< 5.1 U	< 5.5 U	< 400 U	-	< 300 U	< 4.5 U	< 5.5 U	< 5.0 U	< 6.4 U	< 5.7 U	< 9.6 U	< 6.2 U
m,p-Xylene	179601-23-1	ug/kg	-	< 5.4 U	< 5.4 U	< 5.8 U	< 5.1 U	< 5.5 U	< 6.1 U	-	< 5.3 U	< 4.5 U	< 5.5 U	< 5.0 U	< 6.4 U	< 5.7 U	< 9.6 U	< 6.2 U
METHYL ACETATE	79-20-9	ug/kg	-	< 5.4 U	< 5.4 U	310 J	< 5.1 U	< 5.5 U	580 J-	-	540	< 4.5 U	< 5.5 UJ	< 5.0 UJ	< 6.4 UJ	< 5.7 UJ	< 9.6 U	< 6.2 U
Methyl Ethyl Ketone (2-Butanone)	78-93-3	ug/kg	-	< 11 UJ	< 11 U	< 12 U	< 10 U	< 11 U	< 12 U	-	< 11 U	< 9.1 U	< 11 U	< 9.9 U	< 13 U	13	< 19 U	< 12 U
METHYL ISOBUTYL KETONE (4-METHYL-2-PENTANONE)	108-10-1	ug/kg	-	< 11 UJ	< 11 U	< 12 U	< 10 U	< 11 U	< 12 U	-	< 11 U	< 9.1 U	< 11 U	< 9.9 U	< 13 U	< 11 U	< 19 U	< 12 U
Methylcyclohexane	108-87-2	ug/kg	-	< 5.4 U	< 5.4 U	< 5.8 U	< 5.1 U	< 5.5 U	< 6.1 U	-	160 J	< 4.5 U	< 5.5 UJ	< 5.0 UJ	< 6.4 UJ	< 5.7 U	< 9.6 U	< 6.2 U
Methylene Chloride	75-09-2	ug/kg	-	< 5.4 U	< 5.4 U	18 J+	< 8.7 U	< 11 U	22 J+	-	< 8.8 U	< 14 U	< 5.5 UJ	< 5.0 UJ	< 6.4 UJ	< 5.7 UJ	17 J+	< 6.5 U
o-Xylene (1,2-Dimethylbenzene)	95-47-6	ug/kg	-	< 5.4 U	< 5.4 U	< 5.8 U	< 5.1 U	< 5.5 U	< 6.1 U	-	< 5.3 U	< 4.5 U	< 5.5 U	< 5.0 U	< 6.4 U	< 5.7 U	< 9.6 U	< 6.2 U
Styrene	100-42-5	ug/kg	-	< 5.4 U	< 5.4 U	< 5.8 U	< 5.1 U	< 5.5 U	< 6.1 U	-	< 5.3 U	< 4.5 U	< 5.5 U	< 5.0 U	< 6.4 U	< 5.7 U	< 9.6 U	< 6.2 U
TERT-BUTYL METHYL ETHER	1634-04-4	ug/kg	-	< 5.4 U	< 5.4 U	< 5.8 U	< 5.1 U	< 5.5 U	< 6.1 U	-	< 5.3 U	< 4.5 U	< 5.5 UJ	< 5.0 UJ	< 6.4 UJ	< 5.7 UJ	< 9.6 U	< 6.2 U
Tetrachloroethylene (PCE)	127-18-4	ug/kg	-	< 5.4 U	< 5.4 U	< 5.8 U	< 5.1 U	< 5.5 U	< 6.1 U	-	< 5.3 U	< 4.5 U	< 5.5 U	< 5.0 U	< 6.4 U	< 5.7 U	< 9.6 U	< 6.2 U
Toluene	108-88-3	ug/kg	-	< 5.4 UJ	< 5.4 UJ	< 5.8 U	< 5.1 U	< 5.5 U	< 6.1 U	-	120 J	< 4.5 U	< 5.5 U	< 5.0 U	< 6.4 U	< 5.7 U	< 9.6 U	< 6.2 U
Trans-1,2-Dichloroethylene	156-60-5	ug/kg	-	< 5.4 U	< 5.4 U	< 5.8 U	< 5.1 U	< 5.5 U	< 6.1 U	-	< 5.3 U	< 4.5 U	< 5.5 U	< 5.0 U	< 6.4 U	< 5.7 U	< 9.6 U	< 6.2 U
Trans-1,3-Dichloropropene	10061-02-6	ug/kg	-	< 5.4 U	< 5.4 U	< 5.8 U	< 5.1 U	< 5.5 U	< 6.1 U	-	< 5.3 U	< 4.5 U	< 5.5 U	< 5.0 U	< 6.4 U	< 5.7 U	< 9.6 U	< 6.2 U
Trichloroethylene (TCE)	79-01-6	ug/kg	-	< 5.4 UJ	< 5.4 UJ	< 5.8 U	< 5.1 U	< 5.5 U	< 6.1 U	-	< 5.3 U	< 4.5 U	< 5.5 U	< 5.0 U	< 6.4 U	< 5.7 U	< 9.6 U	< 6.2 U
Trichlorofluoromethane	75-69-4	ug/kg	-	< 5.4 U	< 5.4 U	< 5.8 U	< 5.1 U	< 5.5 U	< 6.1 U	-	< 5.3 U	< 4.5 U	< 5.5 UJ	< 5.0 UJ	< 6.4 UJ	< 5.7 UJ	< 9.6 U	< 6.2 U
Vinyl Chloride	75-01-4	ug/kg	-	< 5.4 U	< 5.4 U	< 5.8 U	< 5.1 U	< 5.5 U	< 6.1 U	-	< 5.3 U	< 4.5 U	< 5.5 U	< 5.0 U	< 6.4 U	< 5.7 U	< 9.6 U	< 6.2 U

Table 12
Phase 2 Reach Floodplain Soil Analytical Results
Phase 2 Data Evaluation Summary Memorandum
Lower Neponset River
Boston and Milton, Massachusetts

Analyte	CAS Number	Units	24D-0150 24D-0150-BS 6/20/2024 N 1 - 1.2 ft	24D-0151 24D-0151-AS 6/24/2024 N 0 - 1 ft	24D-0151 24D-0151-BS 6/24/2024 N 1 - 1.5 ft	24D-0152 24D-0152-AS 7/15/2024 N 0 - 1 ft	24D-0152 24D-0152-BS 7/15/2024 N 1 - 2 ft	24D-0152 24D-0152-CS 7/15/2024 N 2 - 3 ft	24D-0153 24D-0153-AS 7/11/2024 N 0 - 1 ft	24D-0153 24D-0153-BS 7/11/2024 N 1 - 1.2 ft	24D-0154 24D-0154-AS 7/11/2024 N 0 - 1 ft	24D-0154 24D-0154-BS 7/11/2024 N 1 - 1.8 ft	24D-0155 24D-0155-AD 7/12/2024 FD 0 - 1 ft	24D-0155 24D-0155-AS 7/12/2024 N 0 - 1 ft	24D-0155 24D-0155-BS 7/12/2024 N 1 - 2 ft	24D-0155 24D-0155-CS 7/12/2024 N 2 - 3 ft	24D-0156 24D-0156-AS 7/12/2024 N 0 - 1 ft	24D-0156 24D-0156-BS 7/12/2024 N 1 - 2 ft
TCL SVOCs																		
1,2,4,5-TETRACHLOROBENZENE	95-94-3	ug/kg	-	< 200 U	< 200 U	< 210 U	< 190 U	< 200 U	< 240 U	-	< 190 U	< 180 U	< 190 U	< 190 U	< 220 U	< 200 U	< 330 U	< 240 U
1,4-Dioxane (P-Dioxane)	123-91-1	ug/kg	-	< 77 U	< 79 U	< 81 U	< 76 U	< 77 U	< 94 U	-	< 73 U	< 69 U	< 73 U	< 73 U	< 85 U	< 80 U	< 130 U	< 93 U
1-Methylnaphthalene	90-12-0	ug/kg	-	< 3.8 U	< 3.9 U	12	1.6 J	< 3.8 U	4.8	-	4.3	< 3.4 U	2.2 J	1.0 J-	4.0 J	1.2 J	10	13
2,3,4,6-TETRACHLOROPHENOL	58-90-2	ug/kg	-	< 200 U	< 200 U	< 210 U	< 190 U	< 200 U	< 240 U	-	< 190 U	< 180 U	< 190 U	< 190 U	< 220 U	< 200 U	< 330 U	< 240 U
2,4,5-TRICHLOROPHENOL	95-95-4	ug/kg	-	< 200 U	< 200 U	< 210 U	< 190 U	< 200 U	< 240 U	-	< 190 U	< 180 U	< 190 U	< 190 U	< 220 U	< 200 U	< 330 U	< 240 U
2,4,6-TRICHLOROPHENOL	88-06-2	ug/kg	-	< 200 U	< 200 U	< 210 U	< 190 U	< 200 U	< 240 U	-	< 190 U	< 180 U	< 190 U	< 190 U	< 220 U	< 200 U	< 330 U	< 240 U
2,4-DICHLOROPHENOL	120-83-2	ug/kg	-	< 200 U	< 200 U	< 210 U	< 190 U	< 200 U	< 240 U	-	< 190 U	< 180 U	< 190 U	< 190 U	< 220 U	< 200 U	< 330 U	< 240 U
2,4-DIMETHYLPHENOL	105-67-9	ug/kg	-	< 200 UJ	< 200 UJ	< 210 U	< 190 U	< 200 U	< 240 U	-	< 190 U	< 180 U	< 190 U	< 190 U	< 220 U	< 200 U	< 330 U	< 240 U
2,4-DINITROPHENOL	51-28-5	ug/kg	-	< 380 U	< 390 U	< 400 U	< 370 U	< 380 U	< 470 U	-	< 360 U	< 340 U	< 360 U	< 360 U	< 420 U	< 400 U	< 640 U	< 460 UJ
2,4-DINITROTOLUENE	121-14-2	ug/kg	-	< 200 U	< 200 U	< 210 U	< 190 U	< 200 U	< 240 U	-	< 190 U	< 180 U	< 190 U	< 190 U	< 220 U	< 200 U	< 330 U	< 240 U
2,6-DINITROTOLUENE	606-20-2	ug/kg	-	< 200 U	< 200 U	< 210 U	< 190 U	< 200 U	< 240 U	-	< 190 U	< 180 U	< 190 U	< 190 U	< 220 U	< 200 U	< 330 U	< 240 U
2-CHLORONAPHTHALENE	91-58-7	ug/kg	-	< 200 U	< 200 U	< 210 U	< 190 U	< 200 U	< 240 U	-	< 190 U	< 180 U	< 190 U	< 190 U	< 220 U	< 200 U	< 330 U	< 240 U
2-CHLOROPHENOL	95-57-8	ug/kg	-	< 200 U	< 200 U	< 210 U	< 190 U	< 200 U	< 240 U	-	< 190 U	< 180 U	< 190 U	< 190 U	< 220 U	< 200 U	< 330 U	< 240 U
2-Methylnaphthalene	91-57-6	ug/kg	-	< 3.8 U	< 3.9 U	22	2.8 J	< 3.8 U	6.0 EB	-	6.7 EB	0.80 JEB	2.8 JEB	1.5 JEB	5.8 EB	1.8 JEB	12 EB	18 EB
2-METHYLPHENOL (O-CRESOL)	95-48-7	ug/kg	-	< 380 U	< 390 U	< 400 U	< 370 U	< 380 U	< 470 U	-	< 360 U	< 340 U	< 360 U	< 360 U	< 420 U	< 400 U	< 640 U	< 460 U
2-NITROANILINE	88-74-4	ug/kg	-	< 200 U	< 200 U	< 210 U	< 190 U	< 200 U	< 240 U	-	< 190 U	< 180 U	< 190 U	< 190 U	< 220 U	< 200 U	< 330 U	< 240 U
2-NITROPHENOL	88-75-5	ug/kg	-	< 200 U	< 200 U	< 210 U	< 190 U	< 200 U	< 240 U	-	< 190 U	< 180 U	< 190 U	< 190 U	< 220 U	< 200 U	< 330 U	< 240 U
3,3'-DICHLOROBENZIDINE	91-94-1	ug/kg	-	< 380 U	< 390 U	< 400 U	< 370 U	< 380 U	< 470 U	-	< 360 U	< 340 U	< 360 U	< 360 U	< 420 U	< 400 U	< 640 U	< 460 U
3-NITROANILINE	99-09-2	ug/kg	-	< 380 U	< 390 U	< 400 U	< 370 U	< 380 U	< 470 U	-	< 360 U	< 340 U	< 360 U	< 360 U	< 420 U	< 400 U	< 640 U	< 460 U
4,6-DINITRO-2-METHYLPHENOL	534-52-1	ug/kg	-	< 380 U	< 390 U	< 400 U	< 370 U	< 380 U	< 470 U	-	< 360 U	< 340 U	< 360 U	< 360 U	< 420 U	< 400 U	< 640 U	< 460 U
4-BROMOPHENYL PHENYL ETHER	101-55-3	ug/kg	-	< 200 U	< 200 U	< 210 U	< 190 U	< 200 U	< 240 U	-	< 190 U	< 180 U	< 190 U	< 190 U	< 220 U	< 200 U	< 330 U	< 240 U
4-CHLORO-3-METHYLPHENOL	59-50-7	ug/kg	-	< 200 U	< 200 U	< 210 U	< 190 U	< 200 U	< 240 U	-	< 190 U	< 180 U	< 190 U	< 190 U	< 220 U	< 200 U	< 330 U	< 240 U
4-CHLOROANILINE	106-47-8	ug/kg	-	< 380 U	< 390 U	< 400 U	< 370 U	< 380 U	< 470 U	-	< 360 U	< 340 U	< 360 U	< 360 U	< 420 U	< 400 U	< 640 U	< 460 U
4-CHLOROPHENYL PHENYL ETHER	7005-72-3	ug/kg	-	< 200 U	< 200 U	< 210 U	< 190 U	< 200 U	< 240 U	-	< 190 U	< 180 U	< 190 U	< 190 U	< 220 U	< 200 U	< 330 U	< 240 U
4-METHYLPHENOL (P-CRESOL)	106-44-5	ug/kg	-	< 380 U	< 390 U	< 400 U	< 370 U	< 380 U	< 470 U	-	< 360 U	< 340 U	< 360 U	< 360 U	< 420 U	< 400 U	< 640 U	< 460 U
4-Nitroaniline	100-01-6	ug/kg	-	< 380 U	< 390 U	< 400 U	< 370 U	< 380 U	< 470 U	-	< 360 U	< 340 U	< 360 U	< 360 U	< 420 U	< 400 U	< 640 U	< 460 U
4-NITROPHENOL	100-02-7	ug/kg	-	< 380 U	< 390 U	< 400 U	< 370 U	< 380 U	< 470 U	-	< 360 U	< 340 U	< 360 U	< 360 U	< 420 U	< 400 U	< 640 U	< 460 U
Acenaphthene	83-32-9	ug/kg	-	< 3.8 U	< 3.9 U	12 J	1.2 J	< 3.8 UJ	20	-	7.4	1.0 J	8.3 J	11 J	22 J	7.7 J	47 J	61
ACENAPHTHYLENE	208-96-8	ug/kg	-	0.96 J	< 3.9 U	46	6.2	< 3.8 U	20	-	20	2.3 J	14	7.5	4.7	3.2 J	49	45
Acetophenone	98-86-2	ug/kg	-	< 380 U	< 390 U	< 400 U	< 370 U	< 380 U	< 470 U	-	< 360 U	< 340 U	< 360 U	< 360 U	< 420 U	< 400 U	< 640 U	< 460 U
ANTHRACENE	120-12-7	ug/kg	-	0.88 J	< 3.9 U	55	6.4	< 3.8 U	50	-	30	2.0 J	37	24	31	14	190	240
ATRAZINE	1912-24-9	ug/kg	-	< 380 U	< 390 U	< 400 U	< 370 U	< 380 U	< 470 U	-	< 360 U	< 340 U	< 360 U	< 360 U	< 420 U	< 400 U	< 640 U	< 460 U
BENZALDEHYDE	100-52-7	ug/kg	-	< 380 U	< 390 U	< 400 U	< 370 U	< 380 U	< 470 U	-	< 360 U	< 340 U	< 360 U	< 360 U	< 420 U	< 400 U	< 640 U	< 460 U
BENZO(A)ANTHRACENE	56-55-3	ug/kg	-	5.3	< 3.9 U	210	19	3.4 J	230	-	110	8.5	220 J	80 J	110	36	660	610
BENZO(A)PYRENE	50-32-8	ug/kg	-	5.7	< 3.9 U	150	25	4.2	160	-	85	11	100 J	56 J	43	40	380	350
Benzo(B)Fluoranthene	205-99-2	ug/kg	-	7.3	1.2 J	340	32	6.5	330	-	180	15	220 J	120 J	110	49	1000	790
Benzo(G,H,I)Perylene	191-24-2	ug/kg	-	3.5 J	< 3.9 U	20	18	3.3 J	19	-	11	8.7	12	7.5	5.1	28	44	35
Benzo(K)Fluoranthene	207-08-9	ug/kg	-	3.0 J	< 3.9 U	120	11	1.7 J	130	-	57	4.8	58 J	48	34	18	250 J	210 J
BENZYL BUTYL PHTHALATE	85-68-7	ug/kg	-	< 200 U	< 200 U	< 210 U	< 190 U	< 200 U	< 240 U	-	< 190 U	< 180 U	< 190 U	< 190 U	< 220 U	< 200 U	< 330 U	< 240 U
BIPHENYL (DIPHENYL)	92-52-4	ug/kg	-	< 200 U	< 200 U	< 210 U	< 190 U	< 200 U	< 240 U	-	< 190 U	< 180 U	< 190 U	< 190 U	< 220 U	< 200 U	< 330 U	< 240 U
BIS(2-CHLOROETHOXY) METHANE	111-91-1	ug/kg	-	< 200 U	< 200 U	< 210 U	< 190 U	< 200 U	< 240 U	-	< 190 U	< 180 U	< 190 U	< 190 U	< 220 U	< 200 U	< 330 U	< 240 U
BIS(2-CHLOROETHYL) ETHER (2-CHLOROETHYL ETHER)	111-44-4	ug/kg	-	< 380 U	< 390 U	< 400 U	< 370 U	< 380 U	< 470 U	-	< 360 U	< 340 U	< 360 U	< 360 U	< 420 U	< 400 U	< 640 U	< 460 U
BIS(2-CHLOROISOPROPYL) ETHER	108-60-1	ug/kg	-	< 380 U	< 390 U	< 400 U	< 370 U	< 380 U	< 470 U	-	< 360 U	< 340 U	< 360 U	< 360 U	< 420 U	< 400 U	< 640 U	< 460 U
BIS(2-ETHYLHEXYL) PHTHALATE	117-81-7	ug/kg	-	< 200 U	< 200 U	< 210 U	< 190 U	< 200 U	< 240 U	-	< 190 U	< 180 U	< 190 U	< 190 U	< 220 U	< 200 U	310 J	430
Caprolactam	105-60-2	ug/kg	-	< 380 U	< 390 U	< 400 U	< 370 U	< 380 U	< 470 U	-	< 360 U	< 340 U	< 360 U	< 360 U	< 420 U	< 400 U	< 640 U	< 460 U
CARBAZOLE	86-74-8	ug/kg	-	< 380 U	< 390 U	< 400 U	< 370 U	< 380 U	< 470 U	-	< 360 U	< 340 U	< 360 U	< 360 U	< 420 U	< 400 U	110 J	91 J
CHRYSENE	218-01-9	ug/kg	-	5.5	< 3.9 U	270	24	3.0 J	240	-	130	11	130	93	72	38	820	690
DIBENZ(A,H)ANTHRACENE	53-70-3	ug/kg	-	0.96 J	< 3.9 U	52	5.3	< 3.8 U	37	-	22	2.1 J	28 J	16 J	13	6.4	99	110
Dibenzofuran	132-64-9	ug/kg	-	< 200 U	< 200 U	< 210 U	< 190 U	< 200 U	< 240 U	-	< 190 U	< 180 U	< 190 U	< 190 U	< 220 U	< 200 U	< 330 U	< 240 U
Diethyl Phthalate	84-66-2	ug/kg	-	< 200 U	< 200 U	< 210 U	< 190 U	< 200 U	< 240 U	-	< 190 U	< 180 U	< 190 U	< 190 U	< 220 U	< 200 U	< 330 U	< 240 U
DIMETHYL PHTHALATE	131-11-3	ug/kg	-	< 200 U	< 200 U	< 210 U	< 190 U	< 200 U	< 240 U	-	< 190 U	< 180 U	< 190 U	< 190 U	< 220 U	< 200 U	< 330 U	< 240 U
Di-N-Butyl Phthalate	84-74-2	ug/kg	-	< 200 U	< 200 U	< 210 U	< 190 U	< 200 U	< 240 U	-	< 190 U	< 180 U	< 190 U	< 190 U	< 220 U	< 200 U	< 330 U	< 240 U
DI-N-OCTYLPHTHALATE	117-84-0	ug/kg	-	< 380 U	< 390 U	< 400 U	< 370 U	< 380 U	< 470 U	-	< 360 U	< 340 U	< 360 U	< 360 U	< 420 U	< 400 U	< 640 U	< 460 U
FLUORANTHENE	206-44-0	ug/kg	-	10	1.3 J	320	42	6.4	450	-	260	19	290	220	190	96	1300	1200
FLUORENE	86-73-7	ug/kg	-	< 3.8 U	< 3.9 U	17	3.1 J	< 3.8 U	20	-	9.4	0.90 J	8.7	10	20	6.6	47	61
HEXACHLOROBENZENE	118-74-1	ug/kg	-	< 200 U	< 200 U	< 210 U	< 190 U	< 200 U	< 240 U	-	< 190 U	< 180 U	< 190 U	< 190 U	< 220 U	< 200 U	< 330 U	< 240 U
Hexachlorobutadiene	87-68-3	ug/kg	-	< 200 U	< 200 U	< 210 U	< 190 U	< 200 U	< 240 U	-	< 190 U	< 180 U	< 190 U	< 190 U	< 220 U	< 200 U	< 330 U	< 240 U
HEXACHLOROCYCLOPENTADIENE	77-47-4	ug/kg	-	< 380 U	< 390 U	< 400 U	< 370 U	< 380 U	< 470 U	-	< 360 U	< 340 U	< 360 U	< 360 U	< 420 U	< 400 U	< 640 U	< 460 UJ
HEXACHLOROETHANE	67-72-1	ug/kg	-	< 200 U	< 200 U	< 210 U	< 190 U	< 200 U	< 240 U	-	< 190 U	< 180 U	< 190 U	< 190 U	< 220 U	< 200 U	< 330 U	< 240 U
INDENO(1,2,3-C,D)PYRENE	193-39-5	ug/kg	-	2.9 J	< 3.9 U	110	16	2.4 J	93	-	56	6.8	70 J	40 J	28	21	300	240
ISOPHORONE	78-59-1	ug/kg	-	< 200 U	< 200 U	< 210 U	< 190 U	< 200 U	< 240 U	-	< 190 U	< 180 U	< 190 U	< 190 U	< 220 U	< 200 U	< 330 U	< 240 U
Naphthalene	91-20-3	ug/kg	-	< 3.8 U	< 3.9 U	38 EB	3.9 EB	< 3.8 U	11 EB	-	13 EB	1.3 JEB	5.3 EB	4.3 JEB	7.9 EB	3.4 JEB	21 EB	33 EB
NITROBENZENE	98-95-3	ug/kg	-	< 200 U	< 200 U	< 210 U	< 190 U	< 200 U	< 240 U	-	< 190 U	< 180 U	< 190 U	< 190 U	< 220 U	< 200 U	< 330 U	< 240 U
N-NITROSODI-N-PROPYLAMINE	621-64-7	ug/kg	-	< 200 U	< 200 U	< 210 U	< 190 U	< 200 U	< 240 U	-	< 190 U	< 180 U	< 190 U	< 190 U	< 220 U	< 200 U	< 330 U	< 240 U
N-NITROSODIPHENYLAMINE	86-30-6	ug/kg	-	< 200 U	< 200 U	< 210 U	< 190 U	< 200 U	< 240 U	-	< 190 U	< 180 U	< 190 U	< 190 U	< 220 U	< 200 U	< 330 U	< 240 U
PENTACHLOROPHENOL	87-86-5	ug/kg	-	< 7.7 U	< 7.9 U	2.5 J	< 7.6 U	< 7.8 U	< 9.5 U	-	< 7.3 U	< 7.0 U	< 7.4 U	< 7.4 U	< 8.5 U	< 8.0 U	< 13 U	2.3 J
PHENANTHRENE	85-01-8	ug/kg	-	3.8	< 3.9 U	230	20	4.0	290	-	150	11	130	130	180	72	790	970
PHENOL	108-95-2	ug/kg	-	< 380 U	< 390 U	< 400 U	< 370 U	< 380 U	< 470 U	-	< 360 U	< 340 U	< 360 U	< 360 U	< 420 U	< 400 U	< 640 U	< 460 U
PYRENE	129-00-0	ug/kg	-	8.3	< 3.9 U	310	35	5.9	330	-	200	16	220	140	130	81	930	890

Table 12
Phase 2 Reach Floodplain Soil Analytical Results
Phase 2 Data Evaluation Summary Memorandum
Lower Neponset River
Boston and Milton, Massachusetts

Analyte	CAS Number	Units	24D-0156 24D-0156-CS 7/12/2024 N 2 - 3 ft	24D-0157 24D-0157-AS 7/12/2024 N 0 - 1 ft	24D-0157 24D-0157-BS 7/12/2024 N 1 - 2 ft	24D-0157 24D-0157-CS 7/12/2024 N 2 - 3 ft	24D-0158 24D-0158-AS 7/12/2024 N 0 - 1 ft	24D-0158 24D-0158-BS 7/12/2024 N 1 - 1.9 ft	24D-0159 24D-0159-AS 7/12/2024 N 0 - 0.7 ft	24D-0160 24D-0160-AD 7/15/2024 FD 0 - 1 ft	24D-0160 24D-0160-AS 7/15/2024 N 0 - 1 ft	24D-0160 24D-0160-BS 7/15/2024 N 1 - 2 ft	24D-0160 24D-0160-CS 7/15/2024 N 2 - 3 ft	24D-0161 24D-0161-AS 7/15/2024 N 0 - 1 ft	24D-0161 24D-0161-BS 7/15/2024 N 1 - 1.6 ft	24D-0162 24D-0162-AS 7/15/2024 N 0 - 1 ft	24D-0162 24D-0162-BS 7/15/2024 N 1 - 1.5 ft	24D-0163 24D-0163-AS 7/16/2024 N 0 - 0.9 ft
PCDD/F																		
1,2,3,4,6,7,8-HpCDD	35822-46-9	pg/g	130	1880	228	878	1630	36.4	1440	299 EB	460 EB	4770 EB	606 EB	829 EB	954 EB	1030 EB	752 EB	2260 EB
1,2,3,4,6,7,8-HpCDF	67562-39-4	pg/g	55.1	850	101	317	645	19.6	637	153 JEB	239 JEB	3210 JEB	538 JEB	253 JEB	309 JEB	424 JEB	266 EB	1050 EB
1,2,3,4,7,8,9-HpCDF	55673-89-7	pg/g	2.25 JN	36.2	5.06	20.4	33	0.779 JN	28.4	6.35 J	8.5 J	74.9 J	14.4 J	13.7 J	14.2 J	19.9 J	15.9	37.3
1,2,3,4,7,8-HxCDD	39227-28-6	pg/g	1.51 JN	15.2	2.37 J	6.64	19.2	0.81 J	18.2	3.67	4.56 JN	44.8	6.3	9.93	11	11.4	7.78	20.5
1,2,3,4,7,8-HxCDF	70648-26-9	pg/g	4.59	56.1	8.4	30.1	44	1.12 J	36.9	7.96 J	10.7 J	89.6 J	42.6 J	11.9 J	11.2 J	30.9 J	12.1	59.4
1,2,3,6,7,8-HxCDD	57653-85-7	pg/g	6.63	93.5	13.1	40.4	76.2	2.07 J	76.1	18.4	25.2	300	46.5	44.8	55.8	58.4	38.8	111
1,2,3,6,7,8-HxCDF	57117-44-9	pg/g	2.76 J	29.7	3.97	13.4	21	0.565 J	17.7	4.87	6.27	46.9	16.5	7.85	9.79	15.2	6.83	36.6
1,2,3,7,8,9-HxCDD	19408-74-3	pg/g	3.15	42.5	6.2	17.1	32.7	0.995 JN	32.9	9.76	13.2	151	22.7	24.9	31.1	26.6	19.9	55
1,2,3,7,8,9-HxCDF	72918-21-9	pg/g	< 0.615 U	< 1.21 U	< 0.41 U	< 0.535 U	< 1.02 U	< 0.27 U	< 0.89 U	< 0.633 U	< 0.911 U	< 3.17 UJ	< 1.23 U	< 0.988 U	< 1.31 U	< 2.54 UJ	< 1.27 U	< 1.32 U
1,2,3,7,8-PeCDD	40321-76-4	pg/g	0.876 J	6.21	1.25 J	3.48	14.8	< 0.352 U	12	2.16 JN	2.87 JN	20.8 JN	4.02 JN	5.55 JN	7.41 J	7.84 JN	4.31 JN	11.8 JN
1,2,3,7,8-PeCDF	57117-41-6	pg/g	0.781 JN	13	2.25 J	7.17	19.7	< 0.278 U	9.98	2.49	3.22	9.09	49.9	2.15 J	2.68	6.65	2.13 J	10.9
2,3,4,6,7,8-HxCDF	60851-34-5	pg/g	3.28 J	33.6	5.02	16.5	25.6	0.794 J	23.5	7.44 J	10.8 J	91.4 J	19.4 J	12.7 J	17 J	21.7 J	13.2 J	38 J
2,3,4,7,8-PeCDF	57117-31-4	pg/g	5.5 J	57.6 J	13.1 J	43.3 J	77.3 J	1.65 J	58 J	14.5 J	19 J	112 J	54.4 J	19.5 J	20.6 J	54.5 J	18.6 J	59.1 J
2,3,7,8-TCDD	1746-01-6	pg/g	< 0.952 UJ	2.65 J	< 0.988 UJ	2.54 J	2.27 JN	< 0.885 UJ	2.27 JN	0.615 J	< 0.935 UJ	6.16 J	1.57 J	0.725 JN	< 0.988 UJ	1.26 J	< 0.978 UJ	< 2.86 UJ
2,3,7,8-TCDF	51207-31-9	pg/g	1.9	23	4.64	16.3	34.5	0.638	24.1	4.97 J	6.03 J	17.5 J	165 J	5.39 J	6.01 J	14.5 J	4.81	23
OCDD	3268-87-9	pg/g	951	14100 J	1750	7680	16100 J	261	14100 J	1960	3130	29100 J	3460	6740	6420	8820	6500	19200 J
OCDF	39001-02-0	pg/g	65.9	987	113	404	897	22.6	817	165 J	243 J	2610 J	392 J	455 J	490 J	531 J	444	1320
Total HpCDD	RA_Total_HpCDD	pg/g	235	3280	403	1614	3040	64.1	2720	539	840	8440	1058	1582	1733	1896	1503	4080
Total HpCDF	RA_Total_HpCDF	pg/g	118.8	1833.9	222.92	778.89	1633.8	44.279	1573.11	347.87	526.68	6892.9	1095.65	717.15	815.92	1065.4	717.06	2343.9
Total HxCDD	RA_Total_HxCDD	pg/g	39.19	533.69	74.745	238.01	401.66	11.225	416.81	115.37	160.91	1892.1	281.4	266.8	325.53	322.92	232.57	615.85
Total HxCDF	RA_Total_HxCDF	pg/g	59.729	718.37	97.987	334.33	559.37	14.629	542.627	156.815	220.111	2341.45	456.81	260.63	339	426.88	253.922	871.53
Total PeCDD	RA_Total_PeCDD	pg/g	3.125	60.43	9.076	33.96	54.643	< 0.352 U	48.897	14.448	25.894	181.77	44.304	26.145	31.82	30.75	21.906	73.82
Total PeCDF	RA_Total_PeCDF	pg/g	39.055	419.7	81.107	267.763	446.25	8.584	358.89	100.019	132.05	926.945	356.14	134.41	157.582	292.5	133.04	415.83
Total TCDD	RA_Total_TCDD	pg/g	< 0.952 U	26.252	1.47 U	18.227	15.937	< 0.885 U	12.181	3.254	7.743 U	32.556	22.428	3.751	2.22 U	6.24	< 0.978 U	20.42 U
Total TCDF	RA_Total_TCDF	pg/g	35.252	469.3	88.098	303.21	524.78	8.159	344.15	86.441	101.525	366.53	366.65	101.71	76.44	328.13	101.302	403.38
Total PCDD/F TEQ (Bird)	RA-TEQ-B-DF	pg/g	10.67909	120.8957	23.2984	79.8434	155.0017	2.96515	119.7247	27.9695	36.0713	241.289	247.3952	42.275	47.182	95.7631	38.1784	131.21
Total PCDD/F TEQ (Fish)	RA-TEQ-F-DF	pg/g	6.48104	72.6107	12.7364	43.7989	88.2887	1.809	72.5597	16.6466	21.5458	174.7795	61.7422	29.5245	33.1895	57.1416	25.9124	83.54
Total PCDD/F TEQ (Mammal)	RA-TEQ-M-DF	pg/g	88.0781	13.517	47.8483	94.3501	1.84707	80.4385	18.1277	24.4295	225.0147	68.0466	37.052	42.7054	61.0638	32.7181	103.836	62.8889
PCB Congeners																		
PCB-001	2051-60-7	ng/g	7.77	13.5	2.47	80.8 J	0.411	< 0.0304 U	0.696	1.63 J	0.248 J	< 0.0341 UJ	< 0.033 UJ	< 0.0319 UJ	< 0.034 UJ	3.69 J	< 0.0334 UJ	36.4 J
PCB-002	2051-61-8	ng/g	2.1	0.398 J	< 0.0476 UJ	18.7 J	< 0.0431 UJ	< 0.0427 UJ	< 0.0469 UJ	< 0.047 U	< 0.045 U	< 0.0477 U	< 0.0462 U	< 0.0447 U	< 0.0477 U	< 0.046 U	< 0.0468 UJ	0.614 J
PCB-003	2051-62-9	ng/g	11.1	8.12 J	1.32 J	54 J	0.471 J	< 0.0439 UJ	0.563 J	< 0.0483 UJ	< 0.0463 UJ	0.411 J	< 0.0475 UJ	< 0.046 UJ	< 0.049 UJ	2.43 J	< 0.0482 UJ	17.6 J
PCB-004/010	PCB-4/10	ng/g	41.6 J	53.1 J	19	1280 J	6.65	< 0.0766 U	6.46	3.74 J	2.26 J	0.8 J	< 0.083 UJ	0.946 J	< 0.0856 UJ	12.2 J	2.34	136 J
PCB-005/008	PCB-5/8	ng/g	59.5 J	58.7 J	20.9	1330 J	13.7	0.346	15.3	3.67 J	4.94 J	3.48 J	0.506 J	2.31 J	0.864 J	20.6 J	3.54	127 J
PCB-006	25569-80-6	ng/g	67.9 J	10.2	5.6	1240 J	2.35	< 0.0412 U	3.25	0.69 J	0.829 J	0.608 J	< 0.0447 UJ	0.406 J	< 0.0461 UJ	4.04 J	0.702 J	16.5 J
PCB-007/009	PCB-7/9	ng/g	3.72	2.23	1.4	77 J	0.573	< 0.0775 U	0.819	< 0.0854 UJ	0.22 J	0.19 J	< 0.084 UJ	< 0.0813 UJ	< 0.0866 UJ	1.15 J	< 0.085 UJ	2.69 J
PCB-011	2050-67-1	ng/g	4.23	3.51	2.46	96.4 J	0.791	< 0.0404 U	0.688	< 0.0444 UJ	< 0.0426 UJ	0.351 J	< 0.0437 UJ	0.235 J	< 0.0451 UJ	1.3 J	0.78	3.65
PCB-012/013	PCB-12/13	ng/g	20.5	14.9	8.14	418 J	3	< 0.1 U	2.24	0.416 J	0.465 J	0.489 J	< 0.109 UJ	0.352 J	< 0.112 UJ	3.22 J	0.503 J	12.6 J
PCB-014	34883-41-5	ng/g	< 0.0425 U	< 0.0424 U	< 0.044 U	< 0.0426 U	< 0.0398 U	< 0.0395 U	< 0.0434 U	< 0.0435 U	< 0.0417 U	< 0.0441 U	< 0.0428 U	< 0.0414 U	< 0.0441 U	< 0.0425 U	< 0.0433 U	< 0.044 U
PCB-015	2050-68-2	ng/g	74.3 J	411 J	122 J	2460 J	101 J	1.67	50.7 J	7.41 J	8.55 J	12.8 J	1.67 J	8.86 J	2.77 J	67 J	13.1	156 J
PCB-016/032	PCB-16/32	ng/g	134 J	748 J	304 J	2660 J	84 J	2.78	32.4	3.18 J	45.1 J	16.8	1.62	6.64	1.72	28.5	5.81	81.7 J
PCB-017	37680-66-3	ng/g	56.5 J	192 J	62.7 J	1900 J	46.3 J	1.36	12.7	2.13 J	19.4 J	3.57	< 0.0525 U	2.74	0.758	19	3.76	59 J
PCB-018	37680-65-2	ng/g	113 J	231 J	66 J	2360 J	93.8 J	3.56	21.8	2.75 J	73.4 J	14.8	1.96	6.81	1.61	26.5	5.31 J	36.1 J
PCB-019	38444-73-4	ng/g	26.9	104 J	118 J	785 J	6.82	0.346	2.8	0.736 J	4.17 J	1.12 J	< 0.0414 UJ	0.744 J	< 0.0427 UJ	4.18 J	0.953	31.7
PCB-020/021/033	PCB-20/21/33	ng/g	16.8	186 J	45 J	431 J	59.7 J	1.36	31.7	2.9 J	47.1 J	14.4 J	< 0.136 UJ	7.2 J	2.16 J	37.3 J	7.25 J	25.5 J
PCB-022	38444-85-8	ng/g	48 J	455 J	60.9 J	906 J	158 J	3.01	56.6 J	2.71 J	28.2 J	26.2 J	1.51 J	6.82 J	1.79 J	62.9 J	12.4 J	45.4 J
PCB-023/034	PCB-23/34	ng/g	2.16	6.72	2.17	50.6 J	1.72	< 0.0736 U	< 0.081 U	< 0.0811 U	0.271	0.344	< 0.0797 U	< 0.0772 U	< 0.0823 U	0.724	< 0.0808 U	1.75
PCB-024/027	PCB-24/27	ng/g	19.5	131 J	86.9 J	440 J	6.12	0.279	2.11	0.529 J	2.71 J	0.832 J	< 0.0918 UJ	0.588 J	< 0.0947 UJ	3.51 J	0.791	19.8
PCB-025	55712-37-3	ng/g	62 J	101 J	52.7 J	1700 J	30.1	0.768	12.2	1.1 J	2.45 J	3.55	< 0.0452 U	1.13	0.337	18.2	3.33 J	32.8 J
PCB-026	38444-81-4	ng/g	112 J	191 J	99.3 J	2670 J	22.2	0.968	11.3	2.09 J	9.34 J	3.21	< 0.037 U	2.2	0.734	19.3	3.83 J	61.4 J
PCB-028	7012-37-5	ng/g	189 J	2480 J	577 J	1660 J	1020 J	21.1	381 J	19 J	80.9 J	165 J	9.78	36.7	8.65	527 J	99.1 J	410 J
PCB-029	15862-07-4	ng/g	< 0.0557 U	0.865 J	< 0.0577 UJ	1.08 J	0.214 J	< 0.0517 UJ	< 0.0568 UJ	< 0.0569 U	0.204	< 0.0578 U	< 0.056 U	< 0.0542 U	< 0.0577 U	0.199	< 0.0567 U	< 0.0576 U
PCB-030	35693-92-6	ng/g	< 0.0555 U	0.537 J	< 0.0575 UJ	1.43 J	< 0.052 UJ	< 0.0515 UJ	< 0.0566 UJ	< 0.0567 U	< 0.0544 U	< 0.0576 U	< 0.0558 U	< 0.054 U	< 0.0575 U	< 0.0555 U	< 0.0565 U	< 0.0574 U
PCB-031	16606-02-3	ng/g	168 J	406 J	84.6 J	3980 J	532 J	11.3	131 J	11.4 J	102 J	46.8 J	3.29	20.3	5.14	178 J	33.4 J	250 J
PCB-035	37680-69-6	ng/g	0.526 J	22 J+	3.34 J+	11 J+	4.3 J+	< 0.0483 U	1.57 J+	< 0.0532 UJ	0.426 J	1.25 J	< 0.0523 UJ	< 0.0507 UJ	< 0.054 UJ	1.69 J	< 0.053 UJ	4.95 J
PCB-036	38444-87-0	ng/g	< 0.0412 U	< 0.0411 U	< 0.0427 U	< 0.0413 U	< 0.0386 U	< 0.0382 U	< 0.042 U	< 0.0421 U	< 0.0403 U	< 0.0428 U	< 0.0414 U	< 0.0401 U	< 0.0427 U	< 0.0412 U	< 0.0419 U	< 0.0426 U
PCB-037	38444-90-5	ng/g	23.3	703 J	108 J	348 J	303 J	4.34	127 J	14.6 J	29.8 J	58.8 J	4.15 J	25 J	7.4 J	167 J	32.9 J	173 J
PCB-038	53555-66-1	ng/g	< 0.0618 U	< 0.0617 U	< 0.064 U	< 0.0619 U	< 0.0579 U	< 0.0573 U	< 0.0631 U	< 0.0632 U	< 0.0605 U	< 0.0641 U	< 0.0621 U	< 0.0601 U	< 0.0641 U	< 0.0618 U	< 0.0629 U	< 0.0639 U
PCB-039	38444-88-1	ng/g	0.62	2.58	0.924	13.1	0.482	< 0.037 U	0.465	< 0.0407 U	< 0.039 U	< 0.0414 U	< 0.0401 U	< 0.0388 U	< 0.0413 U	0.505	< 0.0406 UJ	1.81 J
PCB-040	38444-93-8	ng/g	15.9	225 J	49.1 J	355 J	135 J	2.81	75.8 J	8.19 J	50.6 J	53.9 J	2.99 J	8.3 J	2.23 J	69.2 J	13.5	29.7
PCB-041/064	PCB-41/64	ng/g	58.2 J	873 J	156 J	964 J	613 J	14.6	262 J	25 J	158 J	172 J	10.4 J	31.3 J	8.83 J	312 J	58 J	290 J
PCB-042	36559-22-5	ng/g	42 J	593 J	133 J	893 J	365 J	7.45	155 J	11.1 J	85.6 J	114 J	5.59 J	16.5 J	4.06 J	171 J	33.7	152 J
PCB-043/049	PCB-43/49	ng/g	132 J	1740 J	483 J	2760 J	1140 J	26.1	494 J	40 J	229 J	354 J	23.2 J	51.2 J	16.5 J	557 J	112 J	696 J
PCB-044	41464-39-5	ng/g	102 J	1460 J	344 J	2180 J	1080 J	24.1	467 J	34.7 J	284 J	352 J	18.2 J	46.1 J	12.4 J	503 J	93.8 J	340 J
PCB-045	70362-45-7	ng/g	20.9	267 J	70.8 J	387 J	117 J	2.87	46.7 J	2.75 J	45.5 J	47.9 J	2.72 J	3.84 J	1.53 J	32.6 J	6.47 J	24.4 J
PCB-046	41464-47-5	ng/g	8.09	82 J	21.9	162 J	28.6	0.774	9.72	0.668 J	18.3 J	11.1 J	< 0.046 UJ	1.02 J	0.36 J	11 J	2.2 J	5.93 J
PCB-047/048/075	PCB-47/48/75	ng/g	66 J	1140 J	314 J	1380 J	908 J	18.9	441 J	56.9 J	170 J	285 J	17.4 J	54.6 J	28.3 J	456 J	96.2 J	506 J
PCB-050	62796-65-0	ng/g	0.773	5.74	2.25	15.4	1.6	< 0.0506 U	0.421	< 0.0557 UJ	0.453 J	0.257	< 0.0548 U	< 0.0531 U	< 0.0566 U	0.476	< 0.0555 U	1.31
PCB-051	68194-04-7	ng/g	10.1	104 J	43.9 J	258 J	36.1 J	0.947	14.2	0.744 J	11.8 J	12.5	0.73	1.09	0.406	13.6	2.77	19.2
PCB-052/073	PCB-52/73	ng/g	137 J	1760 J	475 J	2770 J	1520 J	35.5 J	708 J	88.9 J	342 J	521 J	30.8 J	85.5 J	33.3 J	671 J	133 J	703 J
PCB-053	41464-41-9	ng/g	29.5	303 J	129 J	598 J	134 J	3.09	55.6 J	4.64 J	43.2 J	52.1 J	3.43 J	5.06 J	2.07 J	48.8 J	8.84	62.5 J
PCB-054	15968-05-5	ng/g	0.793	5.86	3.77	18.6	1.36	< 0.0425 U	0.553	< 0.0468 UJ	0.587 J	0.42	< 0.046 U	< 0.0445 U	< 0.0475 U	0.457	< 0.0466 U	1.31
PCB-055	74338-24-2	ng/g	0.612	33.9	5.87	8.74	13.6	0.256	5.15	0.402 J	2.24 J	3.43 J	< 0.0763 UJ	0.599 J	0.36 J	8.28 J	1.72 J	6.66 J

Table 12
Phase 2 Reach Floodplain Soil Analytical Results
Phase 2 Data Evaluation Summary Memorandum
Lower Neponset River
Boston and Milton, Massachusetts

Analyte	CAS Number	Units	24D-0156 24D-0156-CS 7/12/2024 N 2 - 3 ft	24D-0157 24D-0157-AS 7/12/2024 N 0 - 1 ft	24D-0157 24D-0157-BS 7/12/2024 N 1 - 2 ft	24D-0157 24D-0157-CS 7/12/2024 N 2 - 3 ft	24D-0158 24D-0158-AS 7/12/2024 N 0 - 1 ft	24D-0158 24D-0158-BS 7/12/2024 N 1 - 1.9 ft	24D-0159 24D-0159-AS 7/12/2024 N 0 - 0.7 ft	24D-0160 24D-0160-AD 7/15/2024 FD 0 - 1 ft	24D-0160 24D-0160-AS 7/15/2024 N 0 - 1 ft	24D-0160 24D-0160-BS 7/15/2024 N 1 - 2 ft	24D-0160 24D-0160-CS 7/15/2024 N 2 - 3 ft	24D-0161 24D-0161-AS 7/15/2024 N 0 - 1 ft	24D-0161 24D-0161-BS 7/15/2024 N 1 - 1.6 ft	24D-0162 24D-0162-AS 7/15/2024 N 0 - 1 ft	24D-0162 24D-0162-BS 7/15/2024 N 1 - 1.5 ft	24D-0163 24D-0163-AS 7/16/2024 N 0 - 0.9 ft
PCB-056/060	PCB-56/60	ng/g	24.9	1250 J	189 J	224 J	1070 J	20.5	484 J	48 J	234 J	341 J	17.5 J	77.4 J	18.7 J	622 J	120 J	441 J
PCB-057	70424-67-8	ng/g	1.4	13.9	5.85	29.6	4.74	< 0.0375 U	1.69	< 0.0413 UJ	0.753 J	1.42 J	< 0.0406 UJ	< 0.0394 UJ	< 0.0419 UJ	3.39 J	0.558	6.02
PCB-058	41464-49-7	ng/g	< 0.0511 UJ	4.56	1.22	4.44	2.66	< 0.0474 U	1.53	0.316 J	0.591 J	1.14 J	< 0.0514 UJ	0.338 J	< 0.053 UJ	1.7 J	0.449	2.05
PCB-059	74472-33-6	ng/g	7.68	129 J	73.9 J	130 J	59.9 J	1.44	26	2.66 J	15 J	21.5 J	1.36 J	2.65 J	0.994 J	32.7 J	6.09	24.1
PCB-061/074	PCB-61/74	ng/g	28.4	970 J	173 J	392 J	888 J	17.5	347 J	23.4 J	143 J	194 J	12 J	45.6 J	11.2 J	493 J	92.6 J	369 J
PCB-062	54230-22-7	ng/g	< 0.0461 U	1.13	< 0.0478 U	< 0.0462 U	< 0.0432 U	< 0.0428 U	< 0.0471 U	< 0.0472 U	< 0.0452 U	< 0.0479 U	< 0.0464 U	< 0.0449 U	< 0.0479 U	< 0.0461 U	< 0.047 U	< 0.0477 U
PCB-063	74472-34-7	ng/g	5.71	86.7 J	20.7	95 J	63.3 J	1.35	27.5	1.95 J	11 J	14.4 J	< 0.0374 UJ	3.34 J	0.957 J	37.1 J	7.05	43.8 J
PCB-065	33284-54-7	ng/g	< 0.0644 U	1.63	< 0.0668 U	2.03	< 0.0604 U	< 0.0598 U	< 0.0658 U	< 0.0659 U	< 0.0631 U	< 0.0669 U	< 0.0648 U	< 0.0627 U	< 0.0668 U	< 0.0644 U	< 0.0656 U	< 0.0666 U
PCB-066/080	PCB-66/80	ng/g	48.9 J	1790 J	306 J	397 J	1890 J	35.3	961 J	134 J	324 J	579 J	33.7 J	179 J	53.3 J	1100 J	214 J	902 J
PCB-067	73575-53-8	ng/g	2.36	76 J	15.5	32.5	34.5	0.669	14	0.908 J	4.96 J	9.18 J	< 0.0589 UJ	1.83 J	0.394 J	22.1 J	4.05	19.8
PCB-068	73575-52-7	ng/g	1.52	7.88	3.64	24.3	< 0.064 U	< 0.0634 U	2	0.635 J	< 0.0669 UJ	< 0.0709 UJ	< 0.0686 UJ	< 0.0665 UJ	< 0.0708 UJ	< 0.0683 UJ	< 0.0695 U	7.47
PCB-069	60233-24-1	ng/g	< 0.0511 U	4.12	1.16	6.09	< 0.0479 U	< 0.0474 U	< 0.0522 U	< 0.0522 U	< 0.0501 U	< 0.0531 U	< 0.0514 U	< 0.0497 U	< 0.053 U	0.779	< 0.052 U	1.26
PCB-070	32598-11-1	ng/g	47.7 J	1770 J	298 J	338 J	1860 J	38.6 J	956 J	150 J	414 J	606 J	36.6 J	176 J	53.9 J	1130 J	218 J	842 J
PCB-071	41464-46-4	ng/g	35.8	432 J	138 J	679 J	241 J	5.46	124 J	8.67 J	71.9 J	110 J	5.56 J	9.62 J	3.34 J	131 J	24.2	94.9 J
PCB-072	41464-42-0	ng/g	1.75	14.8	5.29	37.2	7.48	0.19	4.29	1.14 J	1.65 J	2.66 J	< 0.0531 UJ	0.851 J	0.496 J	5.77 J	1.36	11.9
PCB-076	70362-48-0	ng/g	< 0.0755 U	< 0.0754 U	< 0.0782 U	< 0.0757 U	< 0.0708 U	< 0.0701 U	< 0.0771 U	< 0.0772 U	< 0.074 U	< 0.0784 U	< 0.0759 U	< 0.0735 U	< 0.0783 U	< 0.0755 U	< 0.0769 U	< 0.0781 U
PCB-077	32598-13-3	ng/g	6.49 J+	200 J	36.4 J+	88.7 J	173 J	3.03 J+	98.1 J	23 J	37.3 J	54.8 J	3.9 J	23.4 J	9.09 J	114 J	22.2 J	107 J
PCB-078	70362-49-1	ng/g	< 0.0785 U	< 0.0784 U	< 0.0814 U	< 0.0787 U	< 0.0736 U	< 0.0729 U	< 0.0802 U	< 0.0803 U	< 0.077 U	< 0.0816 U	< 0.079 U	< 0.0765 U	< 0.0815 U	< 0.0786 U	< 0.08 U	< 0.0812 U
PCB-079	41464-48-6	ng/g	< 0.044 U	< 0.044 U	< 0.0456 U	< 0.0441 U	< 0.0413 U	< 0.0409 U	< 0.045 U	< 0.045 U	< 0.0431 U	< 0.0457 U	< 0.0443 U	< 0.0429 U	< 0.0457 U	< 0.044 U	< 0.0449 U	< 0.0455 U
PCB-081	70362-50-4	ng/g	0.567 J	16.2 J+	2.98 J+	6.87 J+	16.9 J+	0.291 J+	9.11 J+	1.88 J	4.2 J	5.71 J	< 0.0702 UJ	2.2 J	1.09 J	11.7 J	2.35 J+	10.1 J+
PCB-082	52663-62-4	ng/g	4.67	103 J	24.1	76.7 J	133 J	2.84	80.7 J	18.1 J	44 J	45.2 J	4.14 J	15.7 J	6.43 J	87 J	17.7	65.7 J
PCB-083/109	PCB-83/109	ng/g	2.8	39.2 J	11.2	53.2 J	46 J	0.995	27.6	5.84 J	13.4 J	15.3 J	< 0.171 UJ	5.66 J	2.89 J	31 J	6.29	27.6
PCB-084	52663-60-2	ng/g	10.4	160 J	43.8 J	231 J	186 J	3.99	111 J	20.4 J	68.5 J	72.2 J	5.88 J	18.7 J	8.9 J	118 J	23.4	86.9 J
PCB-085/120	PCB-85/120	ng/g	8.74	184 J	44.2 J	119 J	280 J	5.85	162 J	40.5 J	79.6 J	93.6 J	8.95 J	38.6 J	20.5 J	177 J	40.6 J	152 J
PCB-086/097	PCB-86/97	ng/g	8.6	216 J	49.1 J	126 J	301 J	5.86	167 J	34.1 J	83 J	99.2 J	5.29 J	32.5 J	13.6 J	190 J	38.8	149 J
PCB-087/115/116	PCB-87/115/116	ng/g	13.8	315 J	71.9 J	212 J	415 J	8.4	237 J	49.9 J	118 J	137 J	7.18 J	44.8 J	22 J	267 J	55.6 J	240 J
PCB-088/121	PCB-88/121	ng/g	< 0.152 U	4.14	0.919	2.28	3.51	< 0.141 U	1.71	< 0.156 UJ	1.15 J	1.26 J	< 0.153 UJ	< 0.148 UJ	< 0.158 UJ	1.89 J	0.465	1.91
PCB-089/090/101	PCB-89/90/101	ng/g	23.4	527 J	123 J	340 J	712 J	15.2	418 J	86.5 J	190 J	269 J	22.6 J	82.1 J	49.4 J	448 J	96.1 J	419 J
PCB-091	68194-05-8	ng/g	9.66	134 J	39.5 J	199 J	154 J	3.16	90.4 J	16.9 J	46 J	57.4 J	4.85 J	16.5 J	9.72 J	97.5 J	20.4	99.9 J
PCB-092	52663-61-3	ng/g	6.85	95.1 J	27.8	139 J	108 J	2.33	64.1 J	13.5 J	28.6 J	40.9 J	4.01 J	13 J	8.06 J	70.7 J	15	84 J
PCB-093/095	PCB-93/95	ng/g	27.8	407 J	118 J	566 J	475 J	10.3	272 J	47.8 J	147 J	196 J	15.2 J	45.5 J	25.2 J	279 J	54 J	288 J
PCB-094	73575-55-0	ng/g	0.733 J	8.36	3.01	15	6.78	< 0.0421 U	4.42	0.896 J	2.43 J	2.65 J	< 0.0456 UJ	0.752 J	0.668 J	4.66 J	1.01	6.44
PCB-096	73575-54-9	ng/g	0.998	11.1	4.03	21.6	10.2	< 0.0542 U	5.86	0.822 J	4.96 J	4.65 J	0.374 J	0.739 J	0.431 J	5.11 J	1.03	4.9
PCB-098/102	PCB-98/102	ng/g	3.28	44.5 J	14.8	66.6 J	47.5 J	1.05	28	4.5 J	14.3 J	17.5 J	1.34 J	3.94 J	2.22 J	28.6 J	5.59	27.6
PCB-099	38380-01-7	ng/g	15.4	334 J	83.4 J	224 J	492 J	10.1	281 J	65.1 J	126 J	170 J	14.8 J	60.2 J	34.9 J	309 J	67.9 J	280 J
PCB-100	39485-83-1	ng/g	0.521 J	4.78	1.47	8.95	3.54	< 0.0517 U	2.36	0.464 J	1.17 J	1.45 J	< 0.056 UJ	0.471 J	0.382 J	2.6 J	0.604	4.78
PCB-103	60145-21-3	ng/g	0.491	6.66	2.25	13.1	5.01	< 0.0522 U	3.18	0.44 J	1.56 J	1.96	< 0.0566 U	0.438	0.425	3.61	0.759	5.71
PCB-104	56558-16-8	ng/g	< 0.0431 U	0.247	< 0.0446 U	0.469	0.269	< 0.04 U	< 0.044 U	< 0.0441 U	< 0.0422 U	< 0.0447 U	< 0.0433 U	< 0.042 U	< 0.0447 U	< 0.0431 U	< 0.0439 UJ	0.208 J
PCB-105/127	PCB-105/127	ng/g	9.45	340 J	67.6 J	127 J	537 J	10.2	306 J	67.1 J	141 J	159 J	11.3 J	68.6 J	21.6 J	363 J	66.5 J	264 J
PCB-106/118	PCB-106/118	ng/g	21	545 J	118 J	279 J	819 J	17.3	464 J	110 J	208 J	263 J	21.2 J	110 J	46.3 J	550 J	107 J	464 J
PCB-107/108	PCB-107/108	ng/g	2.1	46 J	10.8	28.4	63.5 J	1.45	36.9	8.89 J	17.1 J	20.2 J	< 0.123 UJ	8.65 J	3.31 J	43.7 J	8.57	38.9
PCB-110	38380-03-9	ng/g	43.8 J	634 J	171 J	834 J	844 J	18.4	507 J	120 J	243 J	333 J	27 J	118 J	62.1 J	584 J	122 J	531 J
PCB-111/117	PCB-111/117	ng/g	< 0.275 U	< 0.274 U	< 0.284 U	< 0.275 U	< 0.257 U	< 0.255 U	< 0.28 U	< 0.281 U	< 0.269 U	< 0.285 U	< 0.276 U	< 0.267 U	< 0.285 U	< 0.275 U	< 0.28 U	< 0.284 U
PCB-112	74472-36-9	ng/g	0.329	3.46	0.969	4.22	2.84	< 0.0515 U	1.77	0.405 J	0.748 J	1.05 J	< 0.0558 UJ	0.436 J	< 0.0575 UJ	2.1 J	0.47	2.36
PCB-113	68194-10-5	ng/g	0.394	2.45	0.996	7.89	1.93	< 0.0427 U	< 0.0469 U	< 0.047 U	< 0.045 U	< 0.0477 U	< 0.0462 U	< 0.0447 U	< 0.0477 U	1.66	< 0.0468 U	2.39
PCB-114	74472-37-0	ng/g	0.736	25.1	4.9	10.5	33.6	0.636	18.3	3.09 J	8.55 J	9.26 J	< 0.0719 UJ	3.53 J	1.13 J	23.2 J	4.25	16.9
PCB-119	56558-17-9	ng/g	1.49	19.7	6.12	29.3	20.5	0.514	12.5	2.95 J	5.64 J	7.27 J	< 0.0554 UJ	2.94 J	1.7 J	14.6 J	2.99	18.4
PCB-122	76842-07-4	ng/g	0.465 J	12.1	2.1	3.9	16.7	0.392	9.55	2.6 J	5.21 J	5.82 J	< 0.0794 UJ	2.31 J	1.1 J	11.3 J	2.07	8.67
PCB-123	65510-44-3	ng/g	0.677 J+	18.8 J+	3.94 J+	9.49 J+	27.1 J+	0.622 J+	15.6 J+	4.29 J	7.25 J	10.7 J	< 0.0615 UJ	4.03 J	2.32 J	18 J	3.81 J+	15.8 J+
PCB-124	70424-70-3	ng/g	0.801	22.3	4.29	7.97	31.3	0.793	18	4.72 J	8.98 J	12 J	< 0.0345 UJ	4.54 J	2.62 J	21.5 J	4.61	18.9
PCB-125	74472-39-2	ng/g	< 0.0419 U	3.68 J	0.81 J	1.09 J	4.83 J	< 0.0389 UJ	2.87 J	0.748 J	1.43 J	1.7	< 0.0422 U	0.704	< 0.0435 U	3.25	0.707 J	2.6 J
PCB-126	57465-28-8	ng/g	< 0.0492 U	3.89 J+	0.966 J+	3.15 J+	5.31 J+	< 0.0457 U	3.3 J+	0.67 J	1.16 J	2.36 J	< 0.0495 UJ	0.856 J	< 0.051 UJ	3.6 J	0.728 J	3.47 J
PCB-128	38380-07-3	ng/g	2.64	43.1 J	10.4	40.1 J	51 J	1.27	30.8	8.46 J	13.7 J	29.4 J	6.09 J	8.57 J	4.77 J	37.2 J	8.46	44.8 J
PCB-129	55215-18-4	ng/g	0.65	11.7	2.69	7.86	13	0.337	7.99	2.08 J	3.94 J	7.68 J	< 0.0943 UJ	1.98 J	1.25 J	9.62 J	2.07	11
PCB-130	52663-66-8	ng/g	1.1	14	3.69	17.1	15.9	0.422	9.85	2.77 J	4.37 J	9.05 J	< 0.0932 UJ	2.68 J	1.73 J	11.7 J	2.58	15.2
PCB-131/142	PCB-131/142	ng/g	0.239	3.33	0.86	3.3	3.27	< 0.0193 U	1.89	0.452 J	1.13 J	1.83 J	< 0.0209 UJ	0.438 J	0.378 J	2.36 J	0.538	2.73
PCB-132/168	PCB-132/168	ng/g	4.83	69.1 J	17.6	80.4 J	77.9 J	1.72	46.2 J	12.3 J	20.9 J	49.2 J	3.81 J	12.4 J	7.41 J	57 J	12.4	68.2 J
PCB-133	35694-04-3	ng/g	0.347	2.75	0.846	5.11	2.81	0.121 J	1.76	0.599 J	0.816 J	1.54 J	< 0.0999 UJ	0.582 J	0.666 J	2.22 J	0.58	3.64
PCB-134	52704-70-8	ng/g	0.758	10.3	2.56	13.8	10.4	0.266	6.48	1.68 J	3.06 J	6.73 J	0.912 J	1.8 J	< 0.137 UJ	8.16 J	1.74	10.8
PCB-135/144	PCB-135/144	ng/g	2.23	28.1	7.77	38.5 J	29.5	0.629	18.4	4.7	7.66	20.4	2.17	5.03	3.19	22.8	5.11	29.4
PCB-136	38411-22-2	ng/g	1.64	20.9	5.69	29	23.5	0.467	13.5	3.33 J	6.16 J	16.4 J	1.44 J	3.64 J	2.22 J	16.6 J	3.36	20.9
PCB-137	35694-06-5	ng/g	0.93 J	14.6	3.48	11.9	14.1	0.337	9.5	2.5 J	4.68 J	10.2 J	< 0.127 UJ	2.41 J	1.65 J	11.5 J	2.5	14.8
PCB-138/163/164	PCB-138/163/164	ng/g	14	211 J	52.2 J	205 J	265 J	6.15	160 J	45.8 J	64.4 J	163 J	16.5 J	47.4 J	29.5 J	192 J	44.3 J	232 J
PCB-139/149	PCB-139/149	ng/g	9.29	125 J	32.8	155 J	150 J	3.28	86.6 J	23.3 J	34.6 J	97.1 J	9.04 J	24.7 J	15.8 J	108 J	23.7	133 J
PCB-140	59291-64-4	ng/g	< 0.061 U	1.31	0.367	1.83	1.09	< 0.0566 U	< 0.0623 U	0.19 J	0.371	< 0.0633 U	< 0.0613 U	0.204	< 0.0633 U	0.825	0.3	1.53
PCB-141	52712-04-6	ng/g	1.94 J	35	8.14	25.3	42.5 J	0.987	26.4	6.8 J	9.84 J	29.8 J	3.43 J	7.07 J	4.43 J	31 J	6.62	34.5
PCB-143	68194-15-0	ng/g	< 0.0614 U	1.09	0.409	0.9	1.4	< 0.057 U	0.783	0.238	0.462	0.661	< 0.0617 U	0.183 J	1.08	1.08	< 0.0625 U	1.03
PCB-145	74472-40-5	ng/g	< 0.0766 U	0.178 J	< 0.0794 U	0.228	0.201	< 0.0711 U	0.0938 J	< 0.0784 U	0.088 J	0.0976 J	< 0.0771 U	< 0.0746 U	< 0.0795 U	0.13 J	< 0.0781 U	0.181 J
PCB-146	51908-16-8	ng/g	1.73	21.1	5.66	26.6	23.5	0.605	14.2	4.2 J	5.63 J	14.7 J	1.33 J	4.04 J	2.61 J	17.2 J	3.98	23.7
PCB-147	68194-13-8	ng/g	0.509	5.85	1.58	9.67	5	0.175 J	3.08	0.978 J	1.57 J	3 J	< 0.0746 UJ	0.864 J	0.537 J	3.98 J	0.916	7.47
PCB-148	74472-41-6	ng/g	< 0.0662 U	0.37	< 0.0685 U	0.632	0.174 J	< 0.0614 U	0.129 J	< 0.0676 U	< 0.0648 U	< 0.0687 U	< 0.0665 U	< 0.0644 U	< 0.0686 U	0.18 J	< 0.0674 U	0.524
PCB-150	68194-08-1	ng/g	< 0.0759 U	0.292	0.137 J	0.78	0.198	< 0.0704 U	0.149 J	< 0.0776 U	< 0.0743 U	0.117 J	< 0.0763 U	< 0.0739 U	< 0.0787 U	0.16 J	< 0.0773 U	0.425
PCB-151	52663-63-5	ng/g	2.22	29	8.22	41.8 J	34.7	0.718	20	4.71 J	6.73 J	21.4 J	1.75 J	5.06 J	3.23 J	24.4 J	5.14	32.1
PCB-152	68194-09-2	ng/g	< 0.0839 U	0.522	0.195 J	0.918	0.378	< 0.0779 U	0.251	< 0.0858 U	0.161 J	0.238	< 0.0844 U	< 0.0817 U	< 0.087 U	0.361	0.124 J	0.586

Table 12
Phase 2 Reach Floodplain Soil Analytical Results
Phase 2 Data Evaluation Summary Memorandum
Lower Neponset River
Boston and Milton, Massachusetts

			24D-0156 24D-0156-CS 7/12/2024 N 2 - 3 ft	24D-0157 24D-0157-AS 7/12/2024 N 0 - 1 ft	24D-0157 24D-0157-BS 7/12/2024 N 1 - 2 ft	24D-0157 24D-0157-CS 7/12/2024 N 2 - 3 ft	24D-0158 24D-0158-AS 7/12/2024 N 0 - 1 ft	24D-0158 24D-0158-BS 7/12/2024 N 1 - 1.9 ft	24D-0159 24D-0159-AS 7/12/2024 N 0 - 0.7 ft	24D-0160 24D-0160-AD 7/15/2024 FD 0 - 1 ft	24D-0160 24D-0160-AS 7/15/2024 N 0 - 1 ft	24D-0160 24D-0160-BS 7/15/2024 N 1 - 2 ft	24D-0160 24D-0160-CS 7/15/2024 N 2 - 3 ft	24D-0161 24D-0161-AS 7/15/2024 N 0 - 1 ft	24D-0161 24D-0161-BS 7/15/2024 N 1 - 1.6 ft	24D-0162 24D-0162-AS 7/15/2024 N 0 - 1 ft	24D-0162 24D-0162-BS 7/15/2024 N 1 - 1.5 ft	24D-0163 24D-0163-AS 7/16/2024 N 0 - 0.9 ft
Analyte	CAS Number	Units															
PCB-153	35065-27-1	ng/g	8.35	132 J	32	119 J	169 J	3.84	99.1 J	28 J	36.8 J	110 J	10.9 J	29.9 J	19.5 J	120 J	27.4	144 J
PCB-154	60145-22-4	ng/g	0.266	2.67	0.833	5.26	1.78	< 0.045 U	1.14	0.404	0.472	1.05	< 0.0487 U	0.298	< 0.0502 U	1.57	0.379	3.42
PCB-155	33979-03-2	ng/g	< 0.0408 U	< 0.0407 U	< 0.0423 U	< 0.0409 U	< 0.0382 U	< 0.0379 U	< 0.0417 U	< 0.0417 U	< 0.04 U	< 0.0424 U	< 0.041 U	< 0.0397 U	< 0.0423 U	< 0.0408 U	< 0.0416 U	< 0.0422 U
PCB-156	38380-08-4	ng/g	1.38 J	25.2	6.47	20.6	31	0.717	18.9	4.75 J	7.54 J	14.5 J	< 0.0594 UJ	4.7 J	2.27 J	22.8 J	4.6	25.1
PCB-157	69782-90-7	ng/g	0.448 J	7.25 J+	1.71 J+	5.73 J+	8.44 J+	0.256 J+	5.01 J+	1.44 J	2.13 J	4.48 J	< 0.0569 UJ	1.35 J	0.646 J	6.02 J	1.33 J+	7.07 J+
PCB-158/160	PCB-158/160	ng/g	1.42	22.7	5.61	21.1	22.8	0.564	15.5	3.85 J	6.32 J	16.1 J	1.92 J	4.04 J	2.49 J	18.4 J	4.13	22.9
PCB-159	39635-35-3	ng/g	< 0.0673 U	1.07 J	0.367 J	1.29 J	1.46 J	< 0.0625 UJ	0.892 J	0.273	0.342	1.04	< 0.0677 U	0.32	< 0.0698 U	0.982	0.268	1.12
PCB-161	74472-43-8	ng/g	< 0.0635 U	< 0.0634 U	< 0.0658 U	< 0.0636 U	< 0.0595 U	< 0.0589 U	< 0.0648 U	< 0.0649 U	< 0.0622 U	< 0.0659 U	< 0.0638 U	< 0.0618 U	< 0.0659 U	< 0.0635 U	< 0.0647 U	< 0.0656 U
PCB-162	39635-34-2	ng/g	< 0.065 U	1.38 J	0.339 J	0.966 J	1.3 J	< 0.0604 UJ	1.03 J	0.287	0.402	1.12	< 0.0654 U	0.314	< 0.0674 U	1	0.229	1.15
PCB-165	74472-46-1	ng/g	< 0.0909 U	< 0.0908 UJ	< 0.0942 UJ	0.86 J	< 0.0852 UJ	< 0.0844 UJ	< 0.0928 UJ	< 0.093 U	< 0.0891 U	< 0.0944 U	< 0.0914 U	< 0.0885 U	< 0.0943 U	< 0.091 U	< 0.0926 UJ	0.197 J
PCB-166	41411-63-6	ng/g	< 0.0814 U	1.53 J	0.461 J	1.13 J	1.46 J	< 0.0756 UJ	0.861 J	0.239	0.463	0.679	< 0.0819 U	0.277	< 0.0844 U	1.03	0.265	1.5
PCB-167	52663-72-6	ng/g	0.547	9.53	2.4	7.72	10.5	0.245	6.63	1.74 J	2.48 J	6.73 J	< 0.056 UJ	1.56 J	1.32 J	7.96 J	1.73	9.67
PCB-169	32774-16-6	ng/g	< 0.0492 U	< 0.0491 U	< 0.051 U	< 0.0493 U	< 0.0461 U	< 0.0457 U	< 0.0502 U	< 0.0503 U	< 0.0482 U	< 0.0511 U	< 0.0495 U	< 0.0479 U	< 0.051 U	< 0.0492 U	< 0.0501 U	< 0.0509 U
PCB-170/190	PCB-170/190	ng/g	2.69	36.8	10.6	40.3 J	51.2 J	1.2	32.4	8.86 J	8.71 J	37.8 J	3.46 J	9.96 J	6.18 J	38.1 J	8.87	41.6 J
PCB-171	52663-71-5	ng/g	0.708	8.75	2.44	11.1	11.2	0.285	7.43	2.03 J	1.97 J	8.67 J	0.86 J	2.22 J	1.34 J	8.33 J	2.05	9.81
PCB-172/192	PCB-172/192	ng/g	0.37	4.32	1.26	5.32	5.74	< 0.131 U	3.94	1.11 J	1.09 J	4.39 J	< 0.142 UJ	1.19 J	0.703 J	4.6 J	1.05	5.08
PCB-173	68194-16-1	ng/g	< 0.086 U	< 0.0858 UJ	< 0.0891 UJ	0.832 J	0.968 J	< 0.0798 UJ	0.637 J	0.19 J	0.194	0.797	< 0.0865 U	0.231	< 0.0892 U	0.761	0.253	1.01
PCB-174	38411-25-5	ng/g	2.32	30.6	8.27	33.8	45 J	1.08	26.8	7.78 J	7.5 J	31.6 J	3.03 J	9 J	5.1 J	32.7 J	7.74	34.3
PCB-175	40186-70-7	ng/g	< 0.0614 U	0.962	0.361	1.59	1.1	< 0.057 U	0.833	0.247	0.239	1.06	< 0.0617 U	0.259	< 0.0637 U	0.927	0.23	1.13
PCB-176	52663-65-7	ng/g	0.254	3.21	1.02	4.37	4.06	0.134 J	2.58	0.632 J	0.6 J	3.06 J	0.295 J	0.8 J	0.49 J	3.04 J	0.701	3.37
PCB-177	52663-70-4	ng/g	1.4	17.3	5.05	22.6	25.7	0.513	15.7	4.53 J	4.52 J	17.1 J	1.66 J	5.09 J	2.85 J	18.5 J	4.41	20.6
PCB-178	52663-67-9	ng/g	0.392 J	6.23	1.83	8.73	8.8	0.213	5.14	1.65 J	1.52 J	5.55 J	0.639 J	1.74 J	0.828 J	6.42 J	1.47	7.67
PCB-179	52663-64-6	ng/g	0.941	10.7	3.09	14.3	15.4	0.332	8.99	2.64 J	2.57 J	10.4 J	0.978 J	2.94 J	1.77 J	11.3 J	2.57	12
PCB-180	35065-29-3	ng/g	4.73	62.4 J	18.2	71.6 J	85.6 J	2.07	57.5 J	15.3 J	14.3 J	71.3 J	6.69 J	17.4 J	11.3 J	65.4 J	15.4	70.3 J
PCB-181	74472-47-2	ng/g	< 0.0904 U	< 0.0902 UJ	< 0.0936 UJ	< 0.0906 UJ	< 0.0847 UJ	< 0.0839 UJ	< 0.0923 UJ	< 0.0924 U	< 0.0885 U	< 0.0938 U	< 0.0909 U	< 0.088 U	< 0.0937 U	< 0.0904 U	< 0.092 U	< 0.0934 U
PCB-182/187	PCB-182/187	ng/g	2.7	32.7	9.27	43.1 J	50.2 J	1.13	28.8	9.06 J	8.67 J	32.8 J	3.49 J	10 J	5.66 J	35 J	8.24	38.9
PCB-183	52663-69-1	ng/g	0.978	13.9	3.89	18	17.4	0.389	12	3.28 J	3.07 J	15.2 J	1.56 J	3.65 J	2.3 J	13.5 J	3.29	15.4
PCB-184	74472-48-3	ng/g	< 0.0475 U	< 0.0474 U	< 0.0492 U	< 0.0476 U	< 0.0445 U	< 0.0441 U	< 0.0485 U	< 0.0485 U	< 0.0465 U	< 0.0493 U	< 0.0477 U	< 0.0462 U	< 0.0492 U	< 0.0475 U	< 0.0483 U	< 0.0491 U
PCB-185	52712-05-7	ng/g	0.387 J	3.64	1.08	3.9	5.76	0.161 J	3.44	0.964 J	0.907 J	4 J	0.507 J	1.09 J	0.684 J	4.02 J	1.02	4.17
PCB-186	74472-49-4	ng/g	< 0.0713 U	< 0.0712 U	< 0.0739 U	< 0.0715 U	< 0.0668 U	< 0.0662 U	< 0.0728 U	< 0.0729 U	< 0.0699 U	< 0.074 U	< 0.0717 U	< 0.0694 U	< 0.074 U	< 0.0713 U	< 0.0726 U	< 0.0737 U
PCB-188	74487-85-7	ng/g	< 0.0519 U	< 0.0518 UJ	< 0.0537 UJ	0.1 J	< 0.0486 UJ	< 0.0481 UJ	< 0.0529 UJ	< 0.053 U	< 0.0508 U	< 0.0538 U	< 0.0521 U	< 0.0505 U	< 0.0538 U	< 0.0519 U	< 0.0528 UJ	0.106 J
PCB-189	39635-31-9	ng/g	< 0.0534 U	1.68	0.419	1.78	2.12	< 0.0496 U	1.36	0.475 J	0.436 J	1.61 J	< 0.0537 UJ	0.371 J	0.384 J	1.8 J	0.417 J+	1.75 J+
PCB-191	74472-50-7	ng/g	< 0.132 U	1.09	0.338	1.32	1.5	< 0.123 U	1.01	0.262	0.327	1.31	< 0.133 U	0.32	< 0.137 U	1.14	0.282	1.31
PCB-193	69782-91-8	ng/g	0.254	2.99	0.809	3.47	4.89	< 0.165 U	2.97	0.878 J	0.825 J	3.28 J	< 0.179 UJ	0.971 J	0.679 J	3.64 J	0.822	3.53
PCB-194	35694-08-7	ng/g	2.63	40.4 J	7.55	26.6	33.6	2.28	21.7	6.29 J	6.75 J	26.1 J	2.62 J	6.5 J	5.36 J	23.4 J	5.8	23.7
PCB-195	52663-78-2	ng/g	0.898 J	7.24	2.31	8.81	12.9	< 0.135 U	7.36	1.9 J	2 J	8.61 J	1.26 J	3.73 J	1.4 J	8.33 J	2.42	8.2
PCB-196/203	PCB-196/203	ng/g	2.08 J	21.6	6	25.6	31.1	0.636	19.1	5.43 J	5.28 J	25.3 J	3.25 J	6.31 J	4.08 J	21.9 J	5.5	23.2
PCB-197	33091-17-7	ng/g	< 0.0568 U	0.658	0.278	0.708	0.84	< 0.0527 U	0.586	0.227	< 0.0557 U	0.698	< 0.0571 U	0.216	< 0.0589 U	0.505	< 0.0579 UJ	0.719 J
PCB-198	68194-17-2	ng/g	< 0.0965 U	1.26 J	< 0.0999 UJ	1.15 J	2.03 J	< 0.0896 UJ	0.841 J	0.389	0.436	1.15	< 0.097 U	0.512	< 0.1 U	1.06	< 0.0983 U	1.06
PCB-199	52663-75-9	ng/g	1.54	18.4	5.1	21.4	26.9	0.734	16.1	4.94 J	4.38 J	20.9 J	2.93 J	5.4 J	3.92 J	18.8 J	4.88	20.4
PCB-200	52663-73-7	ng/g	< 0.0824 U	2.23	0.67	2.48	4.2	< 0.0765 U	1.85	0.528 J	0.63 J	2.19 J	0.284 J	0.643 J	0.486 J	2.02 J	0.598 J	2.29 J
PCB-201	40186-71-8	ng/g	0.185 J	1.96	0.512	2.48	2.82	< 0.0458 U	1.57	0.447 J	0.375 J	2.19 J	0.35 J	0.452 J	0.387 J	1.77 J	0.474	2.11
PCB-202	2136-99-4	ng/g	0.201	3.32	0.832	3.67	4.32	< 0.0573 U	2.61	0.798	0.816	3.33	0.658	0.991	0.647	2.95	0.804 J	3.54 J
PCB-204	74472-52-9	ng/g	< 0.0955 U	< 0.0954 U	< 0.099 U	< 0.0957 U	< 0.0895 U	< 0.0887 U	< 0.0975 U	< 0.0977 U	< 0.0936 U	< 0.0992 U	< 0.096 U	< 0.093 U	< 0.0991 U	< 0.0955 U	< 0.0973 U	< 0.0988 U
PCB-205	74472-53-0	ng/g	< 0.0528 U	3.25	< 0.0547 U	1.47	1.65	< 0.049 U	1.07	0.451	0.418	1.21	< 0.0531 U	0.479	< 0.0548 U	1.19	< 0.0538 U	1.05
PCB-206	40186-72-9	ng/g	0.813	10.9	2.53	9.08	11.2	0.261	7.9	2.58 J	2.64 J	15.2 J	5.68 J	2.61 J	2.25 J	7.52 J	1.94	10.6
PCB-207	52663-79-3	ng/g	< 0.0669 U	1.14	0.384	1.03	1.27	< 0.0621 U	0.743	0.242	0.268	1.35	0.463	0.345	< 0.0694 U	0.671	< 0.0682 U	1.15 J
PCB-208	52663-77-1	ng/g	0.216	3.36	0.574	2.22	2.57	< 0.0621 U	2.02	0.696 J	0.616 J	4.53 J	2.34 J	0.611 J	0.773 J	1.62 J	0.67	3.37 J
PCB-209	2051-24-3	ng/g	0.359	4.81	0.921	2.25	2.84	< 0.0409 U	3.34	1.37	1.36	9.45	5.78	1.16	1.35	2.19	0.915	5.24
Total Decachlorobiphenyls	RA_Total_DECPCB	ng/g	0.359	4.81	0.921	2.25	2.84	< 0.0409 U	3.34	1.37	1.36	9.45	5.78	1.16	1.35	2.19	0.915	5.24
Total Dichlorobiphenyls	RA_Total_DIPCB	ng/g	271.75	553.64	179.5	6901.4	128.064	2.016	79.457	15.926	17.264	18.718	2.176	13.109	3.634	109.51	20.965	454.44
Total Heptachlorobiphenyls	RA_Total_HEPPCB	ng/g	18.124	237.272	67.927	286.212	336.638	7.507	211.53	59.888	57.448	249.927	23.169	67.232	40.268	249.178	58.815	272.036
Total Hexachlorobiphenyls	RA_Total_HEXPCB	ng/g	57.464	851.922	215.484	899.384	1013.26	23.106	607.119	166.07	247.217	638.243	59.292	171.81	106.677	738.238	164.749	904.643
Total Monochlorobiphenyls	RA_Total_MONPCB	ng/g	20.97	22.018	3.79	153.5	0.882	< 0.0439 U	1.259	1.63	0.248	0.411	< 0.0475 U	< 0.0460 U	< 0.0490 U	6.12	< 0.0482 U	54.614
Total Nonachlorobiphenyls	RA_Total_NONPCB	ng/g	1.029	15.4	3.488	12.33	15.04	0.261	10.663	3.518	3.524	21.08	8.483	3.566	3.023	9.811	2.61	15.12
Total Octachlorobiphenyls	RA_Total_OCTPCB	ng/g	7.534	100.318	23.252	94.368	120.36	3.65	72.787	21.4	21.085	91.678	11.352	25.233	16.28	81.925	20.476	86.269
Total Pentachlorobiphenyls	RA_Total_PENPCB	ng/g	219.385	4270.57	1054.97	3759.81	5786.42	120.382	3352.12	731.225	1617.74	2050.63	154.114	704.196	347.906	3760.58	768.953	3331.04
Total Tetrachlorobiphenyls	RA_Total_TETPCB	ng/g	837.045	15360.4	3502.23	15236.5	12404.7	261.727	5791.36	670.553	2703.63	3920.42	226.08	827.338	263.807	6559.65	1275.11	5720.41
Total Trichlorobiphenyls	RA_Total_TRICPB	ng/g	972.306	5960.7	1671.53	19917.2	2368.76	51.171	824.645	63.125	445.471	356.676	22.31	116.872	30.299	1094.51	208.834	1234.91
Total PCB Congeners	RA_Tot_PCB_Cong	ng/g	2405.97	27377.1	6723.1	47262.9	22177	469.82	10954.3	1734.71	5114.99	7357.23	512.756	1930.52	813.244	12611.7	2521.42	12078.7
Total PCB TEQ (Bird)	RA-TEQ-B-PCB	ng/g	0.38262364	12.0545051	2.22391559	5.4563629	10.9405912	0.18196257	6.1856969	1.41380305	2.41910366	3.5685444	0.196342	1.48457761	0.56656784	7.2772796	1.42659757	6.7432192
Total PCB TEQ (Fish)	RA-TEQ-F-PCB	ng/g	0.00110369	0.0524128	0.010987195	0.0303641	0.0596438	0.00059838	0.035044	0.007554425	0.01351693	0.0224814	0.0005525	0.008690705	0.00183385	0.0402139	0.007983185	0.03712145
Total PCB TEQ (Mammal)	RA-TEQ-M-PCB	ng/g	0.00184624	0.4430368	0.10729717	0.3397856	0.5974328	0.00128958	0.367617	0.07565055	0.13231158	0.2572714	0.001365	0.09442423	0.0035151	0.4046934	0.08141411	0.3848587
TAL Metals and Mercury																		
Aluminum	7429-90-5	mg/kg	4200	7000	2900	4800	6100	5100	5900	7100	7300	8500	9700	4000	5100	4200 J-	4500 J-	6300 J-
Calcium	7440-70-2	mg/kg	1400	2000	1000	1300	760	260 J	940	910	730	630	820	1600	1500	960	840	2300
Iron	7439-89-6	mg/kg	11000	15000	7600	8000	10000	8500	9400	12000	11000	9200	14000	7500	9300	9300	11000	13000
Magnesium	7439-95-4	mg/kg	2200	1700	1200	1600	1400	1300	1500	1600	1800	1300	1700	1500	2300	1500 J-	1600 J-	1800 J-
Potassium	7440-09-7	mg/kg	230 J	270 J	210 J	260 J	250 J	130 J	210 J	49 J	54 J	< 410 U	210 J	< 380 U	52 J	260 J-	93 J-	< 540 UJ
Sodium	7440-23-5	mg/kg	< 400 U	130 J	< 430 U	< 470 U	< 370 U	< 360 U	< 370 U	89 J	< 390 U	93 J	110 J	< 380 U	< 380 U	76 J	80 J	340 J
Antimony	7440-36-0	mg/kg	< 1.0 U	< 1.4 U	< 1.1 U	< 1.2 U	< 1.0 U	< 0.83 U	< 0.97 U	0.31 J	0.34 J	3.2	3.8	0.39 J	< 0.80 U	< 0.78 UJ	< 0.74 UJ	< 1.1 UJ
Arsenic	7440-38-2	mg/kg	0.94	5.2	1.4	2.4	4.0	1.3	6.8	6.4 J	7.3 J	8.9 J	38 J	2.2 J	2.7 J	4.1 J+	2.9 J+	5.5 J+
Barium	7440-39-3	mg/kg	20	49	14	22	16	9.2	25	12	14	40	240	19	20	29	18	40
Beryllium	7440-41-7	mg/kg	< 0.51 UJ	< 0.71 UJ	< 0.53 UJ	< 0.60 UJ	< 0.50 UJ	< 0.41 UJ	< 0.49 UJ	0.12 J	0.16 J	0.27 J	0.41 J	0.10 J	< 0.40 UJ	< 0.39 U	< 0.37 U	< 0.55 U

Table 12
Phase 2 Reach Floodplain Soil Analytical Results
Phase 2 Data Evaluation Summary Memorandum
Lower Neponset River
Boston and Milton, Massachusetts

			24D-0156 24D-0156-CS 7/12/2024 N 2 - 3 ft	24D-0157 24D-0157-AS 7/12/2024 N 0 - 1 ft	24D-0157 24D-0157-BS 7/12/2024 N 1 - 2 ft	24D-0157 24D-0157-CS 7/12/2024 N 2 - 3 ft	24D-0158 24D-0158-AS 7/12/2024 N 0 - 1 ft	24D-0158 24D-0158-BS 7/12/2024 N 1 - 1.9 ft	24D-0159 24D-0159-AS 7/12/2024 N 0 - 0.7 ft	24D-0160 24D-0160-AD 7/15/2024 FD 0 - 1 ft	24D-0160 24D-0160-AS 7/15/2024 N 0 - 1 ft	24D-0160 24D-0160-BS 7/15/2024 N 1 - 2 ft	24D-0160 24D-0160-CS 7/15/2024 N 2 - 3 ft	24D-0161 24D-0161-AS 7/15/2024 N 0 - 1 ft	24D-0161 24D-0161-BS 7/15/2024 N 1 - 1.6 ft	24D-0162 24D-0162-AS 7/15/2024 N 0 - 1 ft	24D-0162 24D-0162-BS 7/15/2024 N 1 - 1.5 ft	24D-0163 24D-0163-AS 7/16/2024 N 0 - 0.9 ft
Analyte	CAS Number	Units															
Cadmium	7440-43-9	mg/kg	< 0.51 UJ	0.53 J+	< 0.53 U	0.39 J+	0.11 J+	< 0.41 U	< 0.49 U	< 0.49 UJ	< 0.44 UJ	0.084 J-	0.16 J-	< 0.49 UJ	0.15 J	< 0.39 UJ	0.085 J-	0.56 J-
Chromium, Total	7440-47-3	mg/kg	11	73	15	27	29	7.9	49	12 J	15 J	49 J	310 J	13 J	20 J	31 J	21 J	68 J
Cobalt	7440-48-4	mg/kg	3.4 J+	5.2 J+	2.4 J+	3.0 J+	3.6 J+	2.4 J+	3.4 J+	1.2	1.5	1.3	1.5	2.2	5.3	6.1	5.6	4.4
Copper	7440-50-8	mg/kg	16	75	24	38	45	10	59	27	31	97	290	26	35	37	22	67
Lead	7439-92-1	mg/kg	27 J+	200 J+	34 J+	61 J+	110 J+	5.8 J+	130 J+	67	72	220	670	44	53	79	39	190
Manganese	7439-96-5	mg/kg	210	530	85	56	130	70	140	57	49	29	36	100	190	800	720	190
Nickel	7440-02-0	mg/kg	9.8 J	11 J	4.7 J	6.5 J	7.1 J	4.1 J	7.3 J	2.4	3.1	3.2	3.4	4.6	6.7	9.9	6.8	12
Selenium	7782-49-2	mg/kg	< 2.5 UJ	< 3.6 UJ	< 2.7 UJ	< 3.0 UJ	< 2.5 UJ	< 2.1 UJ	< 2.4 UJ	< 2.4 U	< 2.2 U	0.41 J	< 2.8 U	< 2.5 U	< 2.0 U	< 1.9 U	< 1.8 U	0.63 J
Silver	7440-22-4	mg/kg	0.071 J-	0.48 J-	0.096 J-	0.28 J-	0.24 J-	< 0.41 UJ	0.22 J-	0.14 J	0.16 J	0.55	1.0	0.14 J	0.25 J	0.19 J	0.092 J	0.42 J
Thallium	7440-28-0	mg/kg	0.081 J+	< 0.71 U	< 0.53 U	< 0.60 U	< 0.50 U	< 0.41 U	0.039 J+	< 0.49 U	< 0.44 U	0.037 J	0.095 J	< 0.49 U	0.052 J	0.031 J	0.026 J	0.049 J
Vanadium	7440-62-2	mg/kg	11	30	13	18	37	14	27	16	18	25	20	13	15	29	19	32
Zinc	7440-66-6	mg/kg	66 J	130 J	43 J	88 J	41 J	19 J	36 J	18	25	30	43	41	38	40	32	94
Mercury	7439-97-6	mg/kg	0.15	0.80	0.11	0.47	0.56	0.80	0.75	0.30	0.30	1.0	4.7	0.28	0.34	0.41	0.18	0.83
TCL VOCs																		
1,1,1-Trichloroethane (TCA)	71-55-6	ug/kg	-	< 7.1 U	< 6.2 U	< 6.6 UJ	< 5.0 UJ	< 4.5 UJ	< 5.7 U	< 290 U	< 5.1 U	< 5.6 U	< 6.1 UJ	< 5.3 U	< 5.2 UJ	< 4.9 U	< 4.9 U	< 6.8 U
1,1,2,2-TETRACHLOROETHANE	79-34-5	ug/kg	-	< 7.1 U	< 6.2 U	< 6.6 U	< 5.0 U	< 4.5 U	< 5.7 U	< 290 U	< 5.1 U	< 5.6 U	< 6.1 U	< 5.3 U	< 5.2 U	< 4.9 U	< 4.9 U	< 6.8 U
1,1,2-TRICHLORO-1,2,2-TRIFLUOROETHANE	76-13-1	ug/kg	-	< 7.1 U	< 6.2 U	< 6.6 UJ	< 5.0 UJ	< 4.5 UJ	< 5.7 U	< 5.3 U	< 5.1 U	< 5.6 U	< 6.1 UJ	< 5.3 U	< 5.2 UJ	< 4.9 U	< 4.9 U	< 6.8 U
1,1,2-Trichloroethane	79-00-5	ug/kg	-	< 7.1 U	< 6.2 U	< 6.6 U	< 5.0 U	< 4.5 U	< 5.7 U	< 290 U	< 5.1 U	< 5.6 U	< 6.1 U	< 5.3 U	< 5.2 U	< 4.9 U	< 4.9 U	< 6.8 U
1,1-Dichloroethane	75-34-3	ug/kg	-	< 7.1 U	< 6.2 U	< 6.6 U	< 5.0 U	< 4.5 U	< 5.7 U	< 5.3 U	< 5.1 U	< 5.6 U	< 6.1 U	< 5.3 U	< 5.2 U	< 4.9 U	< 4.9 U	< 6.8 U
1,1-Dichloroethene	75-35-4	ug/kg	-	< 7.1 U	< 6.2 U	< 6.6 U	< 5.0 U	< 4.5 U	< 5.7 U	< 5.3 U	< 5.1 U	< 5.6 U	< 6.1 U	< 5.3 U	< 5.2 U	< 4.9 U	< 4.9 U	< 6.8 U
1,2,3-Trichlorobenzene	87-61-6	ug/kg	-	< 7.1 U	< 6.2 U	< 6.6 U	< 5.0 U	< 4.5 UJ	< 5.7 UJ	< 290 U	< 300 U	< 310 U	< 6.1 UJ	< 310 U	< 5.2 UJ	< 4.9 UJ	< 4.9 U	< 520 U
1,2,3-TRICHLOROPROPANE	96-18-4	ug/kg	-	< 7.1 U	< 6.2 U	< 6.6 U	< 5.0 U	< 4.5 U	< 5.7 U	< 5.3 U	< 5.1 U	< 5.6 U	< 6.1 U	< 5.3 U	< 5.2 U	< 4.9 U	< 4.9 U	< 6.8 U
1,2,4-TRICHLOROBENZENE	120-82-1	ug/kg	-	< 7.1 U	< 6.2 U	< 6.6 U	< 5.0 U	< 4.5 UJ	< 5.7 UJ	< 290 U	< 300 U	< 310 U	< 6.1 UJ	< 310 U	< 5.2 UJ	< 4.9 UJ	< 4.9 U	< 520 U
1,2,4-Trimethylbenzene	95-63-6	ug/kg	-	< 7.1 U	< 6.2 U	< 6.6 U	< 5.0 U	< 4.5 U	< 5.7 U	< 290 U	< 300 U	< 310 U	< 6.1 U	< 310 U	< 5.2 U	< 4.9 U	< 4.9 U	< 520 U
1,2-Dibromo-3-Chloropropane	96-12-8	ug/kg	-	< 7.1 U	< 6.2 U	< 6.6 U	< 5.0 U	< 4.5 U	< 5.7 U	< 290 U	< 300 U	< 310 U	< 6.1 U	< 310 U	< 5.2 U	< 4.9 U	< 4.9 U	< 520 U
1,2-Dibromoethane (Ethylene Dibromide)	106-93-4	ug/kg	-	< 7.1 U	< 6.2 U	< 6.6 UJ	< 5.0 UJ	< 4.5 UJ	< 5.7 U	< 290 U	< 5.1 U	< 5.6 U	< 6.1 UJ	< 5.3 U	< 5.2 UJ	< 4.9 U	< 4.9 U	< 6.8 U
1,2-Dichlorobenzene	95-50-1	ug/kg	-	< 7.1 U	< 6.2 U	< 6.6 U	< 5.0 U	< 4.5 UJ	< 5.7 UJ	< 290 U	< 300 U	< 310 U	< 6.1 UJ	< 310 U	< 5.2 UJ	< 4.9 UJ	< 4.9 U	< 520 U
1,2-Dichloroethane	107-06-2	ug/kg	-	< 7.1 U	< 6.2 U	< 6.6 UJ	< 5.0 UJ	< 4.5 UJ	< 5.7 U	< 5.3 U	< 5.1 U	< 5.6 U	< 6.1 UJ	< 5.3 U	< 5.2 UJ	< 4.9 U	< 4.9 U	< 6.8 U
1,2-DICHLOROPROPANE	78-87-5	ug/kg	-	< 7.1 U	< 6.2 U	< 6.6 U	< 5.0 U	< 4.5 U	< 5.7 U	< 290 U	< 5.1 U	< 5.6 U	< 6.1 U	< 5.3 U	< 5.2 U	< 4.9 U	< 4.9 U	< 6.8 U
1,3,5-Trimethylbenzene (Mesitylene)	108-67-8	ug/kg	-	< 7.1 U	< 6.2 U	< 6.6 U	< 5.0 U	< 4.5 U	< 5.7 U	< 290 U	< 300 U	< 310 U	< 6.1 U	< 310 U	< 5.2 U	< 4.9 U	< 4.9 U	< 520 U
1,3-DICHLOROBENZENE	541-73-1	ug/kg	-	< 7.1 U	< 6.2 U	< 6.6 U	< 5.0 U	< 4.5 UJ	< 5.7 UJ	< 290 U	< 300 U	< 310 U	< 6.1 UJ	< 310 U	< 5.2 UJ	< 4.9 UJ	< 4.9 U	< 520 U
1,4-DICHLOROBENZENE	106-46-7	ug/kg	-	< 7.1 U	< 6.2 U	< 6.6 U	< 5.0 U	< 4.5 UJ	< 5.7 UJ	< 290 U	< 300 U	< 310 U	< 6.1 UJ	< 310 U	< 5.2 UJ	< 4.9 UJ	< 4.9 U	< 520 U
2-HEXANONE	591-78-6	ug/kg	-	< 14 U	< 12 U	< 13 U	< 10 U	< 9.0 U	< 11 U	< 580 U	< 10 U	< 11 U	< 12 U	< 620 U	< 10 U	< 9.7 U	< 9.7 U	< 14 U
ACETONE	67-64-1	ug/kg	-	< 14 U	< 12 U	< 13 U	24 EB	< 9.0 U	< 11 U	23 EB	< 10 U	< 11 U	< 12 U	9.8 JEB	< 10 U	< 9.7 U	< 9.7 U	< 14 U
Benzene	71-43-2	ug/kg	-	< 7.1 U	< 6.2 U	< 6.6 U	< 5.0 U	< 4.5 U	< 5.7 U	< 290 U	< 5.1 U	< 5.6 U	< 6.1 U	< 5.3 U	< 5.2 U	< 4.9 U	< 4.9 U	< 6.8 U
BROMOCHLOROMETHANE	74-97-5	ug/kg	-	< 7.1 U	< 6.2 U	< 6.6 U	< 5.0 U	< 4.5 U	< 5.7 U	< 5.3 U	< 5.1 U	< 5.6 U	< 6.1 U	< 5.3 U	< 5.2 U	< 4.9 U	< 4.9 U	< 6.8 U
BROMODICHLOROMETHANE	75-27-4	ug/kg	-	< 7.1 U	< 6.2 U	< 6.6 U	< 5.0 U	< 4.5 U	< 5.7 U	< 290 U	< 5.1 U	< 5.6 U	< 6.1 U	< 5.3 U	< 5.2 U	< 4.9 U	< 4.9 U	< 6.8 U
BROMOFORM	75-25-2	ug/kg	-	< 7.1 U	< 6.2 U	< 6.6 U	< 5.0 U	< 4.5 U	< 5.7 U	< 290 U	< 300 U	< 310 U	< 6.1 U	< 310 U	< 5.2 U	< 4.9 U	< 4.9 U	< 520 U
BROMOMETHANE	74-83-9	ug/kg	-	< 7.1 U	< 6.2 U	< 6.6 U	< 5.0 U	< 4.5 U	< 5.7 U	< 5.3 U	< 5.1 U	59 J	< 6.1 U	< 5.3 U	< 5.2 U	< 4.9 U	< 4.9 U	< 6.8 U
CARBON DISULFIDE	75-15-0	ug/kg	-	< 7.1 UJ	< 6.2 UJ	< 6.6 UJ	3.1 J	< 4.5 U	< 5.7 U	< 5.3 U	< 5.1 U	< 5.6 U	< 6.1 U	< 5.3 U	< 5.2 U	< 4.9 U	< 4.9 U	< 6.8 U
CARBON TETRACHLORIDE	56-23-5	ug/kg	-	< 7.1 U	< 6.2 U	< 6.6 UJ	< 5.0 UJ	< 4.5 UJ	< 5.7 U	< 290 U	< 5.1 U	< 5.6 U	< 6.1 UJ	< 5.3 U	< 5.2 UJ	< 4.9 U	< 4.9 U	< 6.8 U
Chlorobenzene	108-90-7	ug/kg	-	< 7.1 U	< 6.2 U	< 6.6 U	< 5.0 U	< 4.5 UJ	< 5.7 UJ	< 290 U	< 300 U	< 310 U	< 6.1 UJ	< 310 U	< 5.2 UJ	< 4.9 UJ	< 4.9 U	< 520 U
CHLOROETHANE	75-00-3	ug/kg	-	< 7.1 U	< 6.2 U	< 6.6 U	< 5.0 U	< 4.5 U	< 5.7 U	< 5.3 U	< 5.1 U	< 5.6 U	< 6.1 U	< 5.3 U	< 5.2 U	< 4.9 U	< 4.9 U	< 6.8 U
Chloroform	67-66-3	ug/kg	-	< 7.1 U	< 6.2 U	< 6.6 U	< 5.0 U	< 4.5 U	< 5.7 U	< 5.3 U	< 5.1 U	< 5.6 U	< 6.1 U	< 5.3 U	< 5.2 U	< 4.9 U	< 4.9 U	< 6.8 U
CHLOROMETHANE	74-87-3	ug/kg	-	< 7.1 UJ	< 6.2 UJ	< 6.6 UJ	< 5.0 UJ	< 4.5 U	< 5.7 U	< 5.3 U	< 5.1 U	< 5.6 U	< 6.1 U	< 5.3 U	< 5.2 U	< 4.9 U	< 4.9 U	< 6.8 U
CIS-1,2-DICHLOROETHYLENE	156-59-2	ug/kg	-	< 7.1 U	< 6.2 U	< 6.6 U	< 5.0 U	< 4.5 U	< 5.7 U	< 5.3 U	< 5.1 U	< 5.6 U	< 6.1 U	< 5.3 U	< 5.2 U	< 4.9 U	< 4.9 U	< 6.8 U
cis-1,3-Dichloropropene	10061-01-5	ug/kg	-	< 7.1 U	< 6.2 U	< 6.6 U	< 5.0 U	< 4.5 U	< 5.7 U	< 290 U	< 5.1 U	< 5.6 U	< 6.1 U	< 5.3 U	< 5.2 U	< 4.9 U	< 4.9 U	< 6.8 U
Cyclohexane	110-82-7	ug/kg	-	< 7.1 U	< 6.2 U	< 6.6 U	< 5.0 U	< 4.5 U	< 5.7 U	< 290 U	< 5.1 U	< 5.6 U	< 6.1 U	< 5.3 U	< 5.2 U	< 4.9 U	< 4.9 U	< 6.8 U
DIBROMOCHLOROMETHANE	124-48-1	ug/kg	-	< 7.1 U	< 6.2 U	< 6.6 U	< 5.0 U	< 4.5 U	< 5.7 U	< 290 U	< 5.1 U	56 J	< 6.1 U	< 5.3 U	< 5.2 U	< 4.9 U	< 4.9 U	< 6.8 U
Dichlorodifluoromethane	75-71-8	ug/kg	-	< 7.1 U	< 6.2 U	< 6.6 U	< 5.0 U	< 4.5 U	< 5.7 U	< 5.3 U	< 5.1 U	< 5.6 U	< 6.1 U	< 5.3 U	< 5.2 U	< 4.9 U	< 4.9 U	< 6.8 U
Ethylbenzene	100-41-4	ug/kg	-	< 7.1 U	< 6.2 U	< 6.6 U	< 5.0 U	< 4.5 U	< 5.7 U	< 290 U	< 5.1 U	< 5.6 U	< 6.1 U	< 5.3 U	< 5.2 U	< 4.9 U	< 4.9 U	< 6.8 U
Isopropylbenzene (Cumene)	98-82-8	ug/kg	-	< 7.1 U	< 6.2 U	< 6.6 U	< 5.0 U	< 4.5 U	< 5.7 U	< 290 U	< 300 U	< 310 U	< 6.1 U	< 310 U	< 5.2 U	< 4.9 U	< 4.9 U	< 520 U
m,p-Xylene	179601-23-1	ug/kg	-	< 7.1 U	< 6.2 U	< 6.6 U	< 5.0 U	< 4.5 U	< 5.7 U	< 290 U	< 5.1 U	< 5.6 U	< 6.1 U	< 5.3 U	< 5.2 U	< 4.9 U	< 4.9 U	< 6.8 U
METHYL ACETATE	79-20-9	ug/kg	-	< 7.1 U	< 6.2 U	< 6.6 UJ	< 5.0 UJ	< 4.5 UJ	< 5.7 U	1200	1000	450	< 6.1 UJ	1900	< 5.2 UJ	< 4.9 U	< 4.9 U	1000
Methyl Ethyl Ketone (2-Butanone)	78-93-3	ug/kg	-	< 14 U	< 12 U	< 13 U	< 10 U	< 9.0 U	< 11 U	< 11 U	< 10 U	< 11 U	< 12 U	< 11 U	< 10 U	< 9.7 U	< 9.7 U	< 14 U
METHYL ISOBUTYL KETONE (4-METHYL-2-PENTANONE)	108-10-1	ug/kg	-	< 14 U	< 12 U	< 13 U	< 10 U	< 9.0 U	< 11 U	< 580 U	< 10 U	< 11 U	< 12 U	< 620 U	< 10 U	< 9.7 U	< 9.7 U	< 14 U
Methylcyclohexane	108-87-2	ug/kg	-	< 7.1 U	< 6.2 U	< 6.6 U	< 5.0 U	< 4.5 U	< 5.7 U	< 290 U	< 5.1 U	< 5.6 U	< 6.1 U	< 5.3 U	< 5.2 U	< 4.9 U	< 4.9 U	< 6.8 U
Methylene Chloride	75-09-2	ug/kg	-	15 J+	9.8 J+	12 J	9.0 J	< 4.5 UJ	< 10 U	< 10 U	18 J+	20 J+	18 J	16 J+	12 J	< 7.0 U	< 5.1 U	< 6.8 U
o-Xylene (1,2-Dimethylbenzene)	95-47-6	ug/kg	-	< 7.1 U	< 6.2 U	< 6.6 U	< 5.0 U	< 4.5 U	< 5.7 U	< 290 U	< 5.1 U	< 5.6 U	< 6.1 U	< 5.3 U	< 5.2 U	< 4.9 U	< 4.9 U	< 6.8 U
Styrene	100-42-5	ug/kg	-	< 7.1 U	< 6.2 U	< 6.6 U	< 5.0 U	< 4.5 U	< 5.7 U	< 290 U	< 5.1 U	< 5.6 U	< 6.1 U	< 5.3 U	< 5.2 U	< 4.9 U	< 4.9 U	< 6.8 U
TERT-BUTYL METHYL ETHER	1634-04-4	ug/kg	-	< 7.1 U	< 6.2 U	< 6.6 UJ	< 5.0 UJ	< 4.5 UJ	< 5.7 U	< 5.3 U	< 5.1 U	< 5.6 U	< 6.1 UJ	< 5.3 U	< 5.2 UJ	< 4.9 U	< 4.9 U	< 6.8 U
Tetrachloroethylene (PCE)	127-18-4	ug/kg	-	< 7.1 U	< 6.2 U	< 6.6 U	< 5.0 U	< 4.5 U	< 5.7 U	< 290 U	< 5.1 U	71 J	< 6.1 U	< 5.3 U	< 5.2 U	< 4.9 U	< 4.9 U	< 6.8 U
Toluene	108-88-3	ug/kg	-	< 7.1 U	< 6.2 U	< 6.6 U	< 5.0 U	< 4.5 U	< 5.7 U	< 290 U	< 5.1 U	280 J	< 6.1 U	< 5.3 U	< 5.2 U	< 4.9 U	< 4.9 U	< 6.8 U
Trans-1,2-Dichloroethylene	156-60-5	ug/kg	-	< 7.1 U	< 6.2 U	< 6.6 U	< 5.0 U	< 4.5 U	< 5.7 U	< 5.3 U	< 5.1 U	< 5.6 U	< 6.1 U	< 5.3 U	< 5.2 U	< 4.9 U	< 4.9 U	< 6.8 U
Trans-1,3-Dichloropropene	10061-02-6	ug/kg	-	< 7.1 U	< 6.2 U	< 6.6 U	< 5.0 U	< 4.5 U	< 5.7 U	< 290 U	< 5.1 U	< 5.6 U	< 6.1 U	< 5.3 U	< 5.2 U	< 4.9 U	< 4.9 U	< 6.8 U
Trichloroethylene (TCE)	79-01-6	ug/kg	-	< 7.1 U	< 6.2 U	< 6.6 U	< 5.0 U	< 4.5 U	< 5.7 U	< 290 U	< 5.1 U	< 5.6 U	< 6.1 U	< 5.3 U	< 5.2 U	< 4.9 U	< 4.9 U	< 6.8 U
Trichlorofluoromethane	75-69-4	ug/kg	-	< 7.1 U	< 6.2 U	< 6.6 UJ	< 5.0 UJ	< 4.5 UJ	< 5.7 U	< 5.3 U	< 5.1 U	< 5.6 U	< 6.1 UJ	< 5.3 U	< 5.2 UJ	< 4.9 U	< 4.9 U	< 6.8 U
Vinyl Chloride	75-01-4	ug/kg	-	< 7.1 U	< 6.2 U	< 6.6 U	< 5.0 U	< 4.5 U	< 5.7 U	< 5.3 U	< 5.1 U	< 5.6 U	< 6.1 U	< 5.3 U	< 5.2 U	< 4.9 U	< 4.9 U	< 6.8 U

Table 12
Phase 2 Reach Floodplain Soil Analytical Results
Phase 2 Data Evaluation Summary Memorandum
Lower Neponset River
Boston and Milton, Massachusetts

			24D-0156 24D-0156-CS 7/12/2024 N 2 - 3 ft	24D-0157 24D-0157-AS 7/12/2024 N 0 - 1 ft	24D-0157 24D-0157-BS 7/12/2024 N 1 - 2 ft	24D-0157 24D-0157-CS 7/12/2024 N 2 - 3 ft	24D-0158 24D-0158-AS 7/12/2024 N 0 - 1 ft	24D-0158 24D-0158-BS 7/12/2024 N 1 - 1.9 ft	24D-0159 24D-0159-AS 7/12/2024 N 0 - 0.7 ft	24D-0160 24D-0160-AD 7/15/2024 FD 0 - 1 ft	24D-0160 24D-0160-AS 7/15/2024 N 0 - 1 ft	24D-0160 24D-0160-BS 7/15/2024 N 1 - 2 ft	24D-0160 24D-0160-CS 7/15/2024 N 2 - 3 ft	24D-0161 24D-0161-AS 7/15/2024 N 0 - 1 ft	24D-0161 24D-0161-BS 7/15/2024 N 1 - 1.6 ft	24D-0162 24D-0162-AS 7/15/2024 N 0 - 1 ft	24D-0162 24D-0162-BS 7/15/2024 N 1 - 1.5 ft	24D-0163 24D-0163-AS 7/16/2024 N 0 - 0.9 ft
Analyte	CAS Number	Units																
TCL SVOCs																		
1,2,4,5-TETRACHLOROBENZENE	95-94-3	ug/kg	< 200 U	< 260 U	< 220 U	< 230 U	< 190 U	< 180 U	< 190 U	< 190 U	< 190 U	< 190 U	< 1100 U	< 190 U	< 180 U	< 180 U	< 170 U	< 270 U
1,4-Dioxane (P-Dioxane)	123-91-1	ug/kg	< 79 U	< 100 U	< 85 U	< 91 U	< 74 U	< 70 U	< 73 U	< 74 U	< 75 U	< 420 U	< 76 U	< 71 U	< 71 U	< 68 U	< 100 U	
1-Methylnaphthalene	90-12-0	ug/kg	16	2.7 J	5.1	3.6 J	8.9	< 3.5 U	9.8	19 J	5.9 J	47	100	9.5	12	6.7	9.7	9.4
2,3,4,6-TETRACHLOROPHENOL	58-90-2	ug/kg	< 200 U	< 260 U	< 220 U	< 230 U	< 190 U	< 180 U	< 190 U	< 190 U	< 190 U	< 190 U	< 1100 U	< 190 U	< 180 U	< 180 U	< 170 U	< 270 U
2,4,5-TRICHLOROPHENOL	95-95-4	ug/kg	< 200 U	< 260 U	< 220 U	< 230 U	< 190 U	< 180 U	< 190 U	< 190 U	< 190 U	< 190 U	< 1100 U	< 190 U	< 180 U	R	R	R
2,4,6-TRICHLOROPHENOL	88-06-2	ug/kg	< 200 U	< 260 U	< 220 U	< 230 U	< 190 U	< 180 U	< 190 U	< 190 U	< 190 U	< 190 U	< 1100 U	< 190 U	< 180 U	R	R	R
2,4-DICHLOROPHENOL	120-83-2	ug/kg	< 200 U	< 260 U	< 220 U	< 230 U	< 190 U	< 180 U	< 190 U	< 190 U	< 190 U	< 190 U	< 1100 U	< 190 U	< 180 U	R	R	R
2,4-DIMETHYLPHENOL	105-67-9	ug/kg	< 200 U	< 260 U	< 220 U	< 230 U	< 190 U	< 180 U	< 190 U	< 190 U	< 190 U	< 190 U	< 1100 U	< 190 U	< 180 U	< 180 U	< 170 U	< 270 U
2,4-DINITROPHENOL	51-28-5	ug/kg	< 390 U	< 510 U	< 420 U	< 450 U	< 370 U	< 350 U	< 360 U	< 370 U	< 370 U	< 370 U	< 2100 U	< 370 U	< 350 U	< 350 U	< 340 U	< 520 U
2,4-DINITROTOLUENE	121-14-2	ug/kg	< 200 U	< 260 U	< 220 U	< 230 U	< 190 U	< 180 U	< 190 U	< 190 U	< 190 U	< 190 U	< 1100 U	< 190 U	< 180 U	R	R	R
2,6-DINITROTOLUENE	606-20-2	ug/kg	< 200 U	< 260 U	< 220 U	< 230 U	< 190 U	< 180 U	< 190 U	< 190 U	< 190 U	< 190 U	< 1100 U	< 190 U	< 180 U	< 180 U	< 170 U	< 270 U
2-CHLORONAPHTHALENE	91-58-7	ug/kg	< 200 U	< 260 U	< 220 U	< 230 U	< 190 U	< 180 U	< 190 U	< 190 U	< 190 U	< 190 U	< 1100 U	< 190 U	< 180 U	< 180 U	< 170 U	< 270 U
2-CHLOROPHENOL	95-57-8	ug/kg	< 200 U	< 260 U	< 220 U	< 230 U	< 190 U	< 180 U	< 190 U	< 190 U	< 190 U	< 190 U	< 1100 U	< 190 U	< 180 U	R	R	R
2-Methylnaphthalene	91-57-6	ug/kg	25 EB	4.1 JEB	5.5 EB	5.5 EB	13 EB	< 3.5 U	16 EB	30 J	9.1 J	69	220	14	16	11	9.2	12
2-METHYLPHENOL (O-CRESOL)	95-48-7	ug/kg	< 390 U	< 510 U	< 420 U	< 450 U	< 370 U	< 350 U	< 360 U	< 370 U	< 370 U	< 370 U	< 2100 U	< 370 U	< 350 U	< 350 U	< 340 U	< 520 U
2-NITROANILINE	88-74-4	ug/kg	< 200 U	< 260 U	< 220 U	< 230 U	< 190 U	< 180 U	< 190 U	< 190 U	< 190 U	< 190 U	< 1100 U	< 190 U	< 180 U	< 180 U	< 170 U	< 270 U
2-NITROPHENOL	88-75-5	ug/kg	< 200 U	< 260 U	< 220 U	< 230 U	< 190 U	< 180 U	< 190 U	< 190 U	< 190 U	< 190 U	< 1100 U	< 190 U	< 180 U	R	R	R
3,3'-DICHLOROBENZIDINE	91-94-1	ug/kg	< 390 U	< 510 U	< 420 U	< 450 U	< 370 U	< 350 U	< 360 U	< 370 U	< 370 U	< 370 U	< 2100 U	< 370 U	< 350 U	< 350 U	< 340 U	< 520 U
3-NITROANILINE	99-09-2	ug/kg	< 390 U	< 510 U	< 420 U	< 450 U	< 370 U	< 350 U	< 360 U	< 370 U	< 370 U	< 370 U	< 2100 U	< 370 U	< 350 U	< 350 U	< 340 U	< 520 U
4,6-DINITRO-2-METHYLPHENOL	534-52-1	ug/kg	< 390 U	< 510 U	< 420 U	< 450 U	< 370 U	< 350 U	< 360 U	< 370 U	< 370 U	< 370 U	< 2100 U	< 370 U	< 350 U	< 350 U	< 340 U	< 520 U
4-BROMOPHENYL PHENYL ETHER	101-55-3	ug/kg	< 200 U	< 260 U	< 220 U	< 230 U	< 190 U	< 180 U	< 190 U	< 190 U	< 190 U	< 190 U	< 1100 U	< 190 U	< 180 U	< 180 U	< 170 U	< 270 U
4-CHLORO-3-METHYLPHENOL	59-50-7	ug/kg	< 200 U	< 260 U	< 220 U	< 230 U	< 190 U	< 180 U	< 190 U	< 190 U	< 190 U	< 190 U	< 1100 U	< 190 U	< 180 U	R	R	R
4-CHLOROANILINE	106-47-8	ug/kg	< 390 U	< 510 U	< 420 U	< 450 U	< 370 U	< 350 U	< 360 U	< 370 U	< 370 U	< 370 U	< 2100 U	< 370 U	< 350 U	< 350 U	< 340 U	< 520 U
4-CHLOROPHENYL PHENYL ETHER	7005-72-3	ug/kg	< 200 U	< 260 U	< 220 U	< 230 U	< 190 U	< 180 U	< 190 U	< 190 U	< 190 U	< 190 U	< 1100 U	< 190 U	< 180 U	< 180 U	< 170 U	< 270 U
4-METHYLPHENOL (P-CRESOL)	106-44-5	ug/kg	< 390 U	< 510 U	< 420 U	< 450 U	< 370 U	< 350 U	< 360 U	< 370 U	< 370 U	< 370 U	< 2100 U	< 370 U	< 350 U	< 350 U	< 340 U	< 520 U
4-Nitroaniline	100-01-6	ug/kg	< 390 U	< 510 U	< 420 U	< 450 U	< 370 U	< 350 U	< 360 U	< 370 U	< 370 U	< 370 U	< 2100 U	< 370 U	< 350 U	< 350 U	< 340 U	< 520 U
4-NITROPHENOL	100-02-7	ug/kg	< 390 U	< 510 U	< 420 U	< 450 U	< 370 U	< 350 U	< 360 U	< 370 U	< 370 U	< 370 U	< 2100 U	< 370 U	< 350 U	R	R	R
Acenaphthene	83-32-9	ug/kg	31 J	9.9	22	9.2	21	0.77 J	21 J	43 J	17 J	110 J	100 J	20 J	56 J	14 J	27 J	39 J
ACENAPHTHYLENE	208-96-8	ug/kg	4.4	15	17	9.9	34	1.8 J	53	32	22	130	480 J	28	39	22	16	22
Acetophenone	98-86-2	ug/kg	< 390 U	< 510 U	< 420 U	< 450 U	< 370 U	< 350 U	< 360 U	< 370 U	< 370 U	< 370 U	< 2100 U	< 370 U	< 350 U	< 350 U	< 340 U	< 520 U
ANTHRACENE	120-12-7	ug/kg	28	55	63	22	93	2.2 J	69	140 J	49 J	290	750 J	58	120 J-	41	45	95
ATRAZINE	1912-24-9	ug/kg	< 390 U	< 510 U	< 420 U	< 450 U	< 370 U	< 350 U	< 360 U	< 370 U	< 370 U	< 370 U	< 2100 U	< 370 U	< 350 U	< 350 U	< 340 U	< 520 U
BENZALDEHYDE	100-52-7	ug/kg	< 390 U	< 510 U	< 420 U	< 450 U	< 370 U	< 350 U	< 360 U	79 J	88 J	80 J	630 J	100 J	< 350 U	< 350 U	< 340 U	< 520 U
BENZO(A)ANTHRACENE	56-55-3	ug/kg	81	230	210	120	290	5.5	200	290	180 J	820	2000	260	420	190	160	330
BENZO(A)PYRENE	50-32-8	ug/kg	43	96	90	100	150	6.2	140	270 J	110 J	430	1200	160	240	120	170	200
Benzo(B)Fluoranthene	205-99-2	ug/kg	91	220	190	120	310	8.8	420	380	230 J	1100	3000	390	570	270	180	400 J+
Benzo(G,H,I)Perylene	191-24-2	ug/kg	5.4	13	9.7	57	18	4.8	20	27 J	15 J	56	200	17	32	15	96	23
Benzo(K)Fluoranthene	207-08-9	ug/kg	35	67	60	30	92 J	3.5	120	160 J	80 J	360	960 J	110	170	95	55	130
BENZYL BUTYL PHTHALATE	85-68-7	ug/kg	< 200 U	< 260 U	< 220 U	< 230 U	< 190 U	< 180 U	< 190 U	< 190 U	< 190 U	< 190 U	< 1100 U	< 190 U	< 180 U	< 180 U	< 170 U	< 270 U
BIPHENYL (DIPHENYL)	92-52-4	ug/kg	< 200 U	< 260 U	< 220 U	< 230 U	< 190 U	< 180 U	< 190 U	< 190 U	< 190 U	< 190 U	< 1100 U	< 190 U	< 180 U	< 180 U	< 170 U	< 270 U
BIS(2-CHLOROETHOXY) METHANE	111-91-1	ug/kg	< 200 U	< 260 U	< 220 U	< 230 U	< 190 U	< 180 U	< 190 U	< 190 U	< 190 U	< 190 U	< 1100 U	< 190 U	< 180 U	R	R	R
BIS(2-CHLOROETHYL) ETHER (2-CHLOROETHYL ETHER)	111-44-4	ug/kg	< 390 U	< 510 U	< 420 U	< 450 U	< 370 U	< 350 U	< 360 U	< 370 U	< 370 U	< 370 U	< 2100 U	< 370 U	< 350 U	R	R	R
BIS(2-CHLOROISOPROPYL) ETHER	108-60-1	ug/kg	< 390 U	< 510 U	< 420 U	< 450 U	< 370 U	< 350 U	< 360 U	< 370 U	< 370 U	< 370 U	< 2100 U	< 370 U	< 350 U	< 350 U	< 340 U	< 520 U
BIS(2-ETHYLHEXYL) PHTHALATE	117-81-7	ug/kg	< 200 U	< 260 U	< 220 U	< 230 U	< 190 U	< 180 U	< 190 U	< 190 UJ	830 J	< 190 U	< 1100 U	< 190 U	100 J	R	R	R
Caprolactam	105-60-2	ug/kg	< 390 U	< 510 U	< 420 U	< 450 U	< 370 U	< 350 U	< 360 U	< 370 U	< 370 U	< 370 U	< 2100 U	< 370 U	< 350 U	< 350 U	< 340 U	< 520 U
CARBAZOLE	86-74-8	ug/kg	< 390 U	< 510 U	< 420 U	< 450 U	< 370 U	< 350 U	44 J	51 J	< 370 U	120 J	< 2100 U	< 370 U	55 J	< 350 U	< 340 U	< 520 U
CHRYSENE	218-01-9	ug/kg	91	150	140	72	230	6.6	250	310	190 J	940	2400	270	450	220	170	360
DIBENZ(A,H)ANTHRACENE	53-70-3	ug/kg	12	33	25	14	44	1.3 J	45	58	37	170	570 J	44	77	36	28	55
Dibenzofuran	132-64-9	ug/kg	< 200 U	< 260 U	< 220 U	< 230 U	< 190 U	< 180 U	< 190 U	52 J	< 190 U	61 J	220 J	< 190 U	< 180 U	R	R	R
Diethyl Phthalate	84-66-2	ug/kg	< 200 U	< 260 U	< 220 U	< 230 U	< 190 U	< 180 U	< 190 U	< 190 U	< 190 U	< 190 U	< 1100 U	< 190 U	< 180 U	< 180 U	< 170 U	< 270 U
DIMETHYL PHTHALATE	131-11-3	ug/kg	< 200 U	< 260 U	< 220 U	< 230 U	< 190 U	< 180 U	< 190 U	< 190 U	< 190 U	< 190 U	< 1100 U	< 190 U	< 180 U	< 180 U	< 170 U	< 270 U
Di-N-Butyl Phthalate	84-74-2	ug/kg	< 200 U	< 260 U	< 220 U	< 230 U	< 190 U	< 180 U	< 190 U	57 J	770 J	97 J	< 1100 U	< 190 U	< 180 U	< 180 U	< 170 U	< 270 U
DI-N-OCTYLPHTHALATE	117-84-0	ug/kg	< 390 U	< 510 U	< 420 U	< 450 U	< 370 U	< 350 U	< 360 U	< 370 U	< 370 U	< 370 U	< 2100 U	< 370 U	< 350 U	< 350 U	< 340 U	< 520 U
FLUORANTHENE	206-44-0	ug/kg	230	400	320	190	410	12	500	640	320	1400	2800	460 J	700 J	300 J-	240 J-	570 J-
FLUORENE	86-73-7	ug/kg	25	14	20	11	19	1.2 J	24	59 J	16 J	150	140	20	45	12	41	35
HEXACHLOROBENZENE	118-74-1	ug/kg	< 200 U	< 260 U	< 220 U	< 230 U	< 190 U	< 180 U	< 190 U	< 190 U	< 190 U	< 190 U	< 1100 U	< 190 U	< 180 U	< 180 U	< 170 U	< 270 U
Hexachlorobutadiene	87-68-3	ug/kg	< 200 U	< 260 U	< 220 U	< 230 U	< 190 U	< 180 U	< 190 U	< 190 U	< 190 U	< 190 U	< 1100 U	< 190 U	< 180 U	< 180 U	< 170 U	< 270 U
HEXACHLOROCYCLOPENTADIENE	77-47-4	ug/kg	< 390 U	< 510 U	< 420 U	< 450 U	< 370 U	< 350 U	< 360 U	< 370 U	< 370 U	< 370 U	< 2100 U	< 370 U	< 350 U	< 350 U	< 340 U	< 520 U
HEXACHLOROETHANE	67-72-1	ug/kg	< 200 U	< 260 U	< 220 U	< 230 U	< 190 U	< 180 U	< 190 U	< 190 U	< 190 U	< 190 U	< 1100 U	< 190 U	< 180 U	< 180 U	< 170 U	< 270 U
INDENO(1,2,3-C,D)PYRENE	193-39-5	ug/kg	27	79	61	45	110	3.9	100	170 J	71 J	370	1500	110	180	88	82	130
ISOPHORONE	78-59-1	ug/kg	< 200 U	< 260 U	< 220 U	< 230 U	< 190 U	< 180 U	< 190 U	< 190 U	< 190 U	< 190 U	< 1100 U	< 190 U	< 180 U	< 180 U	< 170 U	< 270 U
Naphthalene	91-20-3	ug/kg	14 EB	7.9 EB	9.7 EB	7.7 EB	17 EB	0.88 JEB	24 EB	37 JEB	20 JEB	84 EB	390 J	21 EB	38 EB	15 EB	11 EB	19 EB
NITROBENZENE	98-95-3	ug/kg	< 200 U	< 260 U	< 220 U	< 230 U	< 190 U	< 180 U	< 190 U	< 190 U	< 190 U	< 190 U	< 1100 U	< 190 U	< 180 U	< 180 U	< 170 U	< 270 U
N-NITROSODI-N-PROPYLAMINE	621-64-7	ug/kg	< 200 U	< 260 U	< 220 U	< 230 U	< 190 U	< 180 U	< 190 U	< 190 U	< 190 U	< 190 U	< 1100 U	< 190 U	< 180 U	< 180 U	< 170 U	< 270 U
N-NITROSODIPHENYLAMINE	86-30-6	ug/kg	< 200 U	< 260 U	< 220 U	< 230 U	< 190 U	< 180 U	< 190 U	< 190 U	< 190 U	< 190 U	< 1100 U	< 190 U	< 180 U	< 180 U	< 170 U	< 270 U
PENTACHLOROPHENOL	87-86-5	ug/kg	< 7.9 U	< 10 U	< 8.6 U	< 9.2 U	8.0	< 7.1 U	4.3 J	< 7.6 U	2.3 J	21	< 42 U	3.1 J	3.1 J-	3.9 J	< 6.9 U	< 10 U
PHENANTHRENE	85-01-8	ug/kg	230	290	300	120	290	8.8	280	520	220 J	1200	2200	320	540	210	240 J+	390 J+
PHENOL	108-95-2	ug/kg	< 390 U	< 510 U	< 420 U	< 450 U	< 370 U	< 350 U	< 360 U	< 370 U	82 J	< 370 U	< 2100 U	< 370 U	< 350 U	R	R	R
PYRENE	129-00-0	ug/kg	150	260 J	280 J	180 J	310	11	380	440	270 J	1100	2300	340	540	220 J-	230 J-	390 J-

Table 12
Phase 2 Reach Floodplain Soil Analytical Results
Phase 2 Data Evaluation Summary Memorandum
Lower Neponset River
Boston and Milton, Massachusetts

Analyte	CAS Number	Units	24D-0164 24D-0164-AS 7/16/2024 N 0 - 1 ft	24D-0164 24D-0164-BS 7/16/2024 N 1 - 2 ft	24D-0164 24D-0164-CS 7/16/2024 N 2 - 2.5 ft	24D-0165 24D-0165-AS 7/16/2024 N 0 - 1 ft	24D-0165 24D-0165-BS 7/16/2024 N 1 - 1.5 ft	24D-0166 24D-0166-AS 7/16/2024 N 0 - 1 ft	24D-0166 24D-0166-BS 7/16/2024 N 1 - 2 ft	24D-0166 24D-0166-CS 7/16/2024 N 2 - 2.6 ft	24D-0167 24D-0167-AS 7/16/2024 N 0 - 1 ft	24D-0167 24D-0167-BS 7/16/2024 N 1 - 2 ft	24D-0168 24D-0168-AS 6/13/2024 N 0 - 1 ft	24D-0168 24D-0168-BS 6/13/2024 N 1 - 2 ft	24D-0168 24D-0168-CS 6/13/2024 N 2 - 2.6 ft	24D-0169 24D-0169-AS 6/13/2024 N 0 - 1 ft	24D-0169 24D-0169-BS 6/13/2024 N 1 - 2 ft	24D-0169 24D-0169-CS 6/13/2024 N 2 - 2.4 ft
PCDD/F																		
1,2,3,4,6,7,8-HpCDD	35822-46-9	pg/g	1410 EB	1290 EB	244 EB	66.3 EB	46 EB	1900 EB	1040 EB	113 EB	2080 EB	743 EB	1710	329	16	656	46	12.2
1,2,3,4,6,7,8-HpCDF	67562-39-4	pg/g	559 EB	457 EB	105 EB	37.9 EB	23 EB	959 EB	410 EB	68.9 EB	1130 EB	413 EB	972	223	9.16	401	31.6	10.1
1,2,3,4,7,8,9-HpCDF	55673-89-7	pg/g	20.4	20.6	5.76	1.49 J	1.15 J	34.1	18.7	2.32 J	36.3	15	32.3	4.71	< 0.442 U	11.1	1.05 J	< 0.462 U
1,2,3,4,7,8-HxCDD	39227-28-6	pg/g	12.3	10.6	2.71	1.05 J	0.809 JN	15.9	8.26	1.09 J	17.3	7.41	17.2	3.38	0.709 JN	6.27	0.717 JN	< 0.487 U
1,2,3,4,7,8-HxCDF	70648-26-9	pg/g	34.1	28.6	5.44	2.02 J	1.17 JN	58.5	24.1	2.47	70.7	27.6	63.1 J	7.81 J	< 0.384 UJ	20.9 J	1.47 JN	0.73 JN
1,2,3,6,7,8-HxCDD	57653-85-7	pg/g	66.4	64.9	12.6	3.46	2.41	93.5	51.9	6.59	104	37.7	87.5	18	1.27 JN	38.8	3.77	1.19 J
1,2,3,6,7,8-HxCDF	57117-44-9	pg/g	23.5	17.7	4.05	1.16 JN	0.742 JN	35.6	13.8	1.36 JN	37.7	14.2	32.8	4.42	< 0.335 U	10.5	0.97 JN	< 0.381 U
1,2,3,7,8,9-HxCDD	19408-74-3	pg/g	34.1	28.7	6.1	2.05 J	1.22 JN	46.1	22.4	2.96	51.9	17.9	46.9	9.87	< 0.523 U	15.9 JN	1.62 J	< 0.448 U
1,2,3,7,8,9-HxCDF	72918-21-9	pg/g	< 1.29 U	< 1.35 U	< 0.867 U	< 0.454 U	< 0.433 U	< 1.66 U	< 1.22 U	< 0.529 U	< 1.15 U	< 1.51 U	< 1.69 U	< 0.812 U	< 0.442 U	< 0.992 U	< 0.505 U	< 0.444 U
1,2,3,7,8-PeCDD	40321-76-4	pg/g	6.28 JN	5.32 JN	1.2 JN	< 0.677 UJ	< 0.405 UJ	8.14 JN	3.77 JN	< 0.833 UJ	9.28 JN	3.37 JN	8.39 J	2.1 J	< 0.507 UJ	2.79 JN	< 0.69 UJ	< 0.489 UJ
1,2,3,7,8-PeCDF	57117-41-6	pg/g	6.46	5.54	1.09 J	< 0.562 U	< 0.319 U	13	5.08	< 0.59 U	11.1	4.98	7.86	1.14 JN	< 0.355 U	5.05	0.505 JN	< 0.411 U
2,3,4,6,7,8-HxCDF	60851-34-5	pg/g	26.9 J	28.6 J	5.74 J	1.55 J	0.832 J	34.5 J	19.5 J	2.92 J	38.6 J	16.7 J	36.5	5.84	< 0.463 U	13.8	0.985 J	< 0.461 U
2,3,4,7,8-PeCDF	57117-31-4	pg/g	33.9 J	42.9 J	9.46 J	1.76 JN	1.52 J	51.4 J	33.5 J	3.14 J+	54.7 J	30.8 J	30 J+	6.72 J+	< 0.453 U	19.1 J+	1.68 J	< 0.458 U
2,3,7,8-TCDD	1746-01-6	pg/g	1.96 J	2.27 JN	< 0.982 UJ	< 0.952 UJ	< 0.843 UJ	2.38 J	< 1.12 UJ	< 0.973 UJ	3.08 JN	< 1.05 UJ	1.24 JN	< 0.954 UJ	< 0.958 UJ	< 0.994 UJ	< 0.971 UJ	< 0.977 UJ
2,3,7,8-TCDF	51207-31-9	pg/g	12.3	13.9	2.78	< 0.858 UJ	< 0.616 UJ	22.8	11.3	< 0.708 UJ	22.2	10.8	14 J	3.2 J	< 0.464 UJ	14 J	1.4 JN	< 0.41 UJ
OCDD	3268-87-9	pg/g	10700 J	11300 J	1880	463	374	12900 J	9070	777	14400 J	5510	11700 J	2510	108	4390	306	79.9
OCDF	39001-02-0	pg/g	737	639	113	43.5	26.7	1080	509	83.1	1190	401	1110	203	7.17 JN	412	30.7	8.05 JN
Total HpCDD	RA_Total_HpCDD	pg/g	2560	2350	447	119.6	86.7	3400	1895	212	3720	1359	3120	604	27.6	1211	84.9	21.54
Total HpCDF	RA_Total_HpCDF	pg/g	1251.13	1179.28	254.26	80.49	50.65	2061.5	1006.39	156.12	2316.2	873.56	1906.6	446.71	18.57	829.58	63.85	17.53
Total HxCDD	RA_Total_HxCDD	pg/g	385.45	352.93	74.985	22.72	14.713	564.91	302.57	38.74	598.6	222.71	547	120	5.929	232.15	20.137	4.8
Total HxCDF	RA_Total_HxCDF	pg/g	534.99	561.45	110.29	28.56	17.114	775.31	407.4	53.929	891.71	361.54	739.49	158.192	6.96 U	310.33	25.155	7.29
Total PeCDD	RA_Total_PeCDD	pg/g	50.59	40.25	7.296	< 0.677 U	< 0.405 U	74.3	32.84	1.31 U	88.39	28.74	70.33	14.2	< 0.507 U	28.68	< 0.69 U	< 0.489 U
Total PeCDF	RA_Total_PeCDF	pg/g	295.37	327.83	66.043	12.986	8.371	420.56	238.4	22.562	456.36	222.73	341.72	67.217	1.49 U	168.02	14.347	1.6 U
Total TCDD	RA_Total_TCDD	pg/g	20.41	14.79	< 0.982 U	< 0.952 U	< 0.843 U	29.853	6.46 U	< 0.973 U	26.99	6.68 U	23.783	1.983 U	< 0.958 U	9.81 U	8.53 U	1.5 U
Total TCDF	RA_Total_TCDF	pg/g	234.95	313.78	54.866	< 0.858 U	< 0.616 U	541.33	237.07	6.57 U	428.18	192.38	252.55	39.815	< 0.464 U	137.94	17.343	1.37 U
Total PCDD/F TEQ (Bird)	RA-TEQ-B-DF	pg/g	76.5727	83.7429	17.4944	3.03595	2.30852	118.449	64.2749	5.14261	127.467	59.4696	87.115	18.1544	0.167267	48.4637	4.11472	0.206895
Total PCDD/F TEQ (Fish)	RA-TEQ-F-DF	pg/g	50.0807	50.9979	10.7394	2.44395	1.80277	73.445	38.2369	3.79671	81.586	35.2841	61.941	12.3301	0.486317	26.7517	2.09632	0.206895
Total PCDD/F TEQ (Mammal)	RA-TEQ-M-DF	pg/g	61.1839	12.1582	2.86585	1.99601	90.145	46.6591	4.78123	100.483	39.4737	79.6518	15.7832	0.484051	32.8101	2.49986	0.441385	10.2634
PCB Congeners																		
PCB-001	2051-60-7	ng/g	23.4 J	3.93 J	0.229 J	3.69 J	0.793 J	20.7 J	1.83 J	< 0.0335 UJ	41.4 J	8.38 J	26.5 J	R	< 0.033 UJ	11.5 J	0.737 J	< 0.0336 UJ
PCB-002	2051-61-8	ng/g	< 0.0471 UJ	< 0.0475 UJ	< 0.0474 UJ	< 0.0459 UJ	< 0.0407 UJ	0.547 J	< 0.0456 UJ	< 0.0469 UJ	0.622 J	< 0.0477 UJ	0.745	< 0.046 U	< 0.0462 U	< 0.0479 U	< 0.0468 U	< 0.047 U
PCB-003	2051-62-9	ng/g	9.89 J	2.37 J	< 0.0488 UJ	1.75 J	0.42 J	12.3 J	1.36 J	< 0.0483 UJ	17.2 J	6.43 J	13.9 J	< 0.0473 UJ	< 0.0475 UJ	4.6 J	0.411 J	< 0.0484 UJ
PCB-004/010	PCB-4/10	ng/g	55.4 J	16.4	1.14	3.47	2.55	89.7 J	12.6	0.727	127 J	39.7 J	61.3 J	2.27	< 0.083 U	27.6	1.64	< 0.0845 U
PCB-005/008	PCB-5/8	ng/g	66.1 J	56.9 J	3.35	4.45	2.68	99.3 J	25.5	1.25	122 J	57.8 J	57.8 J	2.82 J	< 0.0763 UJ	26.8 J	1.71 J	0.416 J
PCB-006	25569-80-6	ng/g	10.8 J	15.2 J	0.737 J	0.682 J	0.478 J	18.5 J	14.6 J	0.714 J	20.6 J	15.9 J	11.8 J	1.28 J	< 0.0447 UJ	4.95 J	0.378 J	< 0.0455 UJ
PCB-007/009	PCB-7/9	ng/g	2.16 J	3.19 J	< 0.0861 UJ	< 0.0834 UJ	< 0.0739 UJ	2.97 J	1.28 J	< 0.0853 UJ	3.85 J	2.55 J	2.03	< 0.0836 U	< 0.084 U	1.06	< 0.0851 U	< 0.0855 U
PCB-011	2050-67-1	ng/g	2.2	3.02	< 0.0448 U	< 0.0434 U	< 0.0385 U	5.23	8.37	1.37	5.33	5.78	2.74 J	0.441 J	< 0.0437 UJ	1.1 J	< 0.0443 UJ	< 0.0445 UJ
PCB-012/013	PCB-12/13	ng/g	8.99 J	15.3 J	0.77 J	< 0.108 UJ	< 0.0955 UJ	20.8 J	31.8 J	1.32 J	19.2 J	23.5 J	10.2 J	0.971 J	< 0.108 UJ	3.99 J	0.335 J	< 0.11 UJ
PCB-014	34883-41-5	ng/g	< 0.0436 U	< 0.044 U	< 0.0438 U	< 0.0425 U	< 0.0376 U	< 0.0441 U	< 0.0422 U	< 0.0434 U	< 0.0442 U	< 0.0441 U	< 0.0435 U	< 0.0426 U	< 0.0427 U	< 0.0443 U	< 0.0433 U	< 0.0435 U
PCB-015	2050-68-2	ng/g	101 J	200 J	15.4	3.45	2.23	203 J	167 J	7.02	200 J	240 J	66.5 J	4.67 J	0.266 J	37 J	2.52 J	0.574 J
PCB-016/032	PCB-16/32	ng/g	137 J	366 J	22.3	1.88	1.86	318 J	420 J	19.4	129 J	160 J	44.3 J	4.38	< 0.113 U	18.2	1.53	0.506
PCB-017	37680-66-3	ng/g	59.7 J	177 J	10.8	1.75	1.47	122 J	190 J	9.03	74.1 J	60.8 J	31.5	3.03	< 0.0525 U	15.2	1.12	0.401
PCB-018	37680-65-2	ng/g	95.4 J	227 J	15.8 J	1.23 J	1.19 J	138 J	254 J	12 J	40.3 J	70.4 J	22.5 J	3.11 J	< 0.0606 UJ	9.89 J	1.07 J	0.401 J
PCB-019	38444-73-4	ng/g	19.3	38.9	1.95	0.845	0.663	45.6 J	50 J	2.44	35.4	23	15.8	1.04	< 0.0414 U	7.27	0.587	< 0.0422 U
PCB-020/021/033	PCB-20/21/33	ng/g	34 J	128 J	9.62 J	0.521 J	0.325 J	62.6 J	147 J	6.13 J	21.4 J	39.6 J	14.1 J	2.93 J	< 0.136 UJ	6.14 J	0.798 J	< 0.139 UJ
PCB-022	38444-85-8	ng/g	45.4 J	168 J	10.5 J	0.919 J	0.628 J	121 J	304 J	13.1 J	37.7 J	63.5 J	22.9 J	3.96 J	0.248 J	6.82 J	0.692 J	< 0.0461 UJ
PCB-023/034	PCB-23/34	ng/g	1.5	3.94	0.313	< 0.0792 U	< 0.0702 U	3.9	7.14	0.348	2.92	3.42	1.46	< 0.0794 U	< 0.0797 U	0.454	< 0.0808 U	< 0.0812 U
PCB-024/027	PCB-24/27	ng/g	18.8	49.4 J	3.03	0.668	0.45	52.1 J	60 J	2.94	27.6	25.6	13.4	0.809	< 0.0918 U	4.8	0.406	< 0.0935 U
PCB-025	55712-37-3	ng/g	27.2 J	76.5 J	5.14 J	0.66 J	0.53 J	115 J	218 J	9.49 J	53 J	88.5 J	33.5 J	3.89 J	0.248 J	7.58 J	0.525 J	0.22 J
PCB-026	38444-81-4	ng/g	70.9 J	206 J	14.8 J	1.02 J	0.951 J	197 J	399 J	18.4 J	99.3 J	162 J	51.4 J	6.27 J	0.386 J	10.7 J	0.854 J	0.251 J
PCB-028	7012-37-5	ng/g	363 J	1320 J	104 J	7.9 J	5.15 J	777 J	1460 J	62.5 J	337 J	565 J	145 J	18.8 J	1.09 J	52.6 J	4.26 J	0.99 J
PCB-029	15862-07-4	ng/g	< 0.0571 U	0.364	< 0.0574 U	< 0.0556 U	< 0.0493 U	< 0.0577 U	0.485	< 0.0569 U	< 0.0578 U	< 0.0578 U	< 0.057 U	< 0.0557 U	< 0.056 U	< 0.058 U	< 0.0567 U	< 0.057 U
PCB-030	35693-92-6	ng/g	< 0.0569 U	< 0.0574 U	< 0.0572 U	< 0.0554 U	< 0.0491 U	0.224	0.45	< 0.0567 U	< 0.0576 U	< 0.0576 U	< 0.0568 U	< 0.0556 U	< 0.0558 U	< 0.0578 U	< 0.0566 U	< 0.0568 U
PCB-031	16606-02-3	ng/g	202 J	479 J	37.6 J	3.21 J	2.52 J	334 J	286 J	11.7 J	243 J	268 J	76.9 J	11.6 J	0.716 J	28.1 J	2.34 J	0.568 J
PCB-035	37680-69-6	ng/g	2.66 J	10.7 J	0.877 J	< 0.052 UJ	< 0.0461 UJ	5.99 J	7.25 J	< 0.0532 UJ	3.1 J	3.95 J	2.31 J+	< 0.0521 U	< 0.0523 U	1.46 J+	< 0.0531 U	< 0.0533 U
PCB-036	38444-87-0	ng/g	< 0.0422 U	< 0.0426 U	< 0.0425 U	< 0.0411 U	< 0.0364 U	< 0.0427 U	< 0.0409 U	< 0.0421 U	< 0.0428 U	< 0.0427 U	< 0.0421 U	< 0.0412 U	< 0.0414 U	< 0.0429 U	< 0.042 U	< 0.0422 U
PCB-037	38444-90-5	ng/g	88.2 J	375 J	35.9 J	3.33 J	1.88 J	164 J	251 J	9.66 J	116 J	147 J	40.5 J	7.57 J	0.447 J	25.1 J	1.78 J	0.38 J
PCB-038	53555-66-1	ng/g	< 0.0633 U	< 0.0639 U	< 0.0637 U	< 0.0617 U	< 0.0547 U	< 0.064 U	< 0.0613 U	< 0.0631 U	< 0.0642 U	< 0.0641 U	< 0.0632 UJ	< 0.0619 UJ	< 0.0621 UJ	< 0.0644 UJ	< 0.063 UJ	< 0.0632 UJ
PCB-039	38444-88-1	ng/g	0.763 J	1.24 J	< 0.0411 UJ	< 0.0398 UJ	< 0.0353 UJ	2.24 J	3.13 J	< 0.0407 UJ	2.17 J	1.94 J	0.962	< 0.0399 U	< 0.0401 U	< 0.0415 U	< 0.0406 U	< 0.0408 U
PCB-040	38444-93-8	ng/g	24.6	149 J	18.9	0.666	0.318	71.6 J	149 J	6.76	14	48 J	17.1	3.07	< 0.0481 U	8.83	0.746	< 0.049 U
PCB-041/064	PCB-41/64	ng/g	171 J	566 J	61.7 J	3.78	2.37	351 J	526 J	24.7	292 J	285 J	133 J	20.6	1.07	34.7	4.2	0.821
PCB-042	36559-22-5	ng/g	89.4 J	370 J	44.3 J	1.85	1.13	220 J	377 J	16.4	122 J	193 J	71.8 J	13.8	0.886	26.9	2.06	0.571
PCB-043/049	PCB-43/49	ng/g	391 J	1120 J	129 J	9.37	5.74	720 J	1120 J	47.5 J	699 J	725 J	271 J	44.9 J	2.33	121 J	10	2.01
PCB-044	41464-39-5	ng/g	230 J	972 J	119 J	4.14	2.44	537 J	966 J	42.9 J	237 J	457 J	167 J	30.9 J	1.74 J	66.3 J	6.4 J	1.32 J
PCB-045	70362-45-7	ng/g	48.3 J	173 J	15.7 J	0.406 J	0.231 J	103 J	167 J	7.24 J	32.6 J	64 J	18.6 J	3.68 J	< 0.0412 UJ	8.69 J	1.09 J	< 0.042 UJ
PCB-046	41464-47-5	ng/g	11.9 J	57.1 J	6.09 J	< 0.0457 UJ	< 0.0405 UJ	26.4 J	55.4 J	2.61 J	4.56 J	15.1 J	5.26	0.881	< 0.046 U	2.16	< 0.0466 U	< 0.0468 U
PCB-047/048/075	PCB-47/48/75	ng/g	234 J	670 J	75.7 J	11.9	6.72	646 J	575 J	24.1	508 J	422 J	203 J	27.4	1.45	143 J	10.2	2.06
PCB-050	62796-65-0	ng/g	1.36	3.55	0.31	< 0.0545 U	< 0.0482 U	2.48	3.84	< 0.0557 U	1.95	2	0.869	< 0.0546 U	< 0.0548 U	0.299	< 0.0556 U	< 0.0558 U
PCB-051	68194-04-7	ng/g	18.7	62.6 J	6.13	0.41	0.245	59.8 J	61.7 J	2.8	30.5	39.7 J	12.8	1.73	< 0.0462 U	5.45	0.456	< 0.047 U
PCB-052/073	PCB-52/73	ng/g	418 J	1190 J	140 J	9.02	5.49	850 J	1160 J	51.1 J	675 J	716 J	299 J	47.6 J	2.33	127 J	11.3	2.39
PCB-053	41464-41-9	ng/g	65.1 J	192 J	17.8	1.02	0.586	157 J	177 J	8.01	91.9 J	113 J	34.1	5.3	0.284	16.3	1.91	0.36
PCB-054	15968-05-5	ng/g	1.29	3.44	0.311	< 0.0457 U	< 0.0405 U	4.67	3.46	0.164 J	2.39	2.46	1.04	< 0.0458 U	< 0.046 U	0.65	< 0.0466 U	< 0.0468 U
PCB-055	74338-24-2	ng/g	2.31 J	8.64 J	0.78 J	< 0.0758 UJ	< 0.0671 UJ	5.54 J	8.74 J	0.313 J	3.07 J	5.26 J	1.02	< 0.076 U	< 0.0763 U	0.611	< 0.0773 U	< 0.0777 U

Table 12
Phase 2 Reach Floodplain Soil Analytical Results
Phase 2 Data Evaluation Summary Memorandum
Lower Neponset River
Boston and Milton, Massachusetts

Analyte	CAS Number	Units	24D-0164 24D-0164-AS 7/16/2024 N 0 - 1 ft	24D-0164 24D-0164-BS 7/16/2024 N 1 - 2 ft	24D-0164 24D-0164-CS 7/16/2024 N 2 - 2.5 ft	24D-0165 24D-0165-AS 7/16/2024 N 0 - 1 ft	24D-0165 24D-0165-BS 7/16/2024 N 1 - 1.5 ft	24D-0166 24D-0166-AS 7/16/2024 N 0 - 1 ft	24D-0166 24D-0166-BS 7/16/2024 N 1 - 2 ft	24D-0166 24D-0166-CS 7/16/2024 N 2 - 2.6 ft	24D-0167 24D-0167-AS 7/16/2024 N 0 - 1 ft	24D-0167 24D-0167-BS 7/16/2024 N 1 - 2 ft	24D-0168 24D-0168-AS 6/13/2024 N 0 - 1 ft	24D-0168 24D-0168-BS 6/13/2024 N 1 - 2 ft	24D-0168 24D-0168-CS 6/13/2024 N 2 - 2.6 ft	24D-0169 24D-0169-AS 6/13/2024 N 0 - 1 ft	24D-0169 24D-0169-BS 6/13/2024 N 1 - 2 ft	24D-0169 24D-0169-CS 6/13/2024 N 2 - 2.4 ft
PCB-056/060	PCB-56/60	ng/g	146 J	626 J	89.7 J	4.89 J	3.22 J	239 J	301 J	12.5 J	222 J	256 J	53.5 J	12.3 J	0.72 J	36.7 J	3.75 J	0.706 J
PCB-057	70424-67-8	ng/g	1.94	8.07	0.855	< 0.0404 U	< 0.0358 U	7.05	16	0.704	5.67	8.62	2.96	0.542	< 0.0406 U	0.717	< 0.0412 U	< 0.0414 U
PCB-058	41464-49-7	ng/g	1.26	3.06	0.502	< 0.0511 U	< 0.0452 U	2.11	2.42	< 0.0522 U	2.24	1.97	< 0.0523 U	< 0.0512 U	< 0.0514 U	< 0.0532 U	< 0.0521 U	< 0.0523 U
PCB-059	74472-33-6	ng/g	22.8	87.2 J	9.25	0.385	0.205	50.3 J	84.9 J	3.64	24	37.4	14.9	2.31	0.147 J	5.22	0.641	< 0.071 U
PCB-061/074	PCB-61/74	ng/g	103 J	425 J	48.7 J	5.63	3.67	244 J	338 J	13.3	225 J	247 J	65.2 J	11.6 J	0.738 J	28 J	2.91 J	0.628 J
PCB-062	54230-22-7	ng/g	< 0.0473 U	< 0.0477 U	< 0.0476 U	< 0.0461 U	< 0.0408 U	< 0.0478 U	< 0.0458 U	< 0.0471 U	< 0.0479 U	< 0.0479 U	< 0.0472 U	< 0.0462 U	< 0.0464 U	< 0.0481 U	< 0.047 U	< 0.0472 U
PCB-063	74472-34-7	ng/g	12.1	41 J	4.27	0.829	0.468	36.1	56.6 J	2.55	38.7	34.6	13.7 J	1.94 J	< 0.0374 UJ	4.08 J	0.391 J	< 0.0381 UJ
PCB-065	33284-54-7	ng/g	< 0.0661 U	< 0.0667 U	< 0.0665 U	< 0.0644 U	< 0.057 U	< 0.0668 U	1.24	< 0.0658 U	< 0.067 U	< 0.0669 U	< 0.0659 U	< 0.0645 U	< 0.0648 U	< 0.0671 U	< 0.0657 U	< 0.066 U
PCB-066/080	PCB-66/80	ng/g	296 J	1130 J	163 J	13.8	9.15	463 J	527 J	21.2	524 J	527 J	128 J	29.1 J	1.62 J	84.5 J	7.69 J	1.57 J
PCB-067	73575-53-8	ng/g	8.44	37.7	3.79	0.298	0.182	17.3	24.5	1	12	17.5	3.83 J	0.845 J	< 0.0588 UJ	1.73 J	< 0.0597 UJ	< 0.0599 UJ
PCB-068	73575-52-7	ng/g	3.36	5.38	0.884	0.364	0.243	7.42	7.56	0.822	12.2	6.41	3.39	0.314	0.114 J	2.64	0.166 J	< 0.0699 U
PCB-069	60233-24-1	ng/g	0.683	2.24	< 0.0527 U	< 0.0511 U	< 0.0452 U	2.63	2.27	< 0.0522 U	1.46	1.67	0.779	< 0.0512 U	< 0.0514 U	0.501	< 0.0521 U	< 0.0523 U
PCB-070	32598-11-1	ng/g	330 J	1220 J	180 J	12.4	7.89	479 J	478 J	19.5	512 J	507 J	143 J	23.8 J	1.32 J	70.8 J	8.36 J	1.85 J
PCB-071	41464-46-4	ng/g	68.6 J	313 J	36.7	0.981	0.55	208 J	281 J	13.5	99.2 J	174 J	59.2 J	8.96	0.516	20.2	2.16	0.441
PCB-072	41464-42-0	ng/g	5.69	8.56	0.906	0.382	0.194	14.1	12.3	0.573	16.8	10.4	7.13	0.984	< 0.0531 U	3.89	0.297	< 0.0541 U
PCB-076	70362-48-0	ng/g	< 0.0774 U	< 0.0781 U	< 0.0779 U	< 0.0754 U	< 0.0668 U	< 0.0782 U	< 0.0749 U	< 0.0771 U	< 0.0784 U	< 0.0784 U	< 0.0772 U	< 0.0756 U	< 0.0759 U	< 0.0787 U	< 0.077 U	< 0.0773 U
PCB-077	32598-13-3	ng/g	33.6 J	124 J	18.5 J	2.47 J	1.65 J	70.8 J	80.5 J	3.68 J	70.7 J	69.5 J	22.1 J	5.3 J	0.363 J	19.3 J	1.45 J	0.304 J
PCB-078	70362-49-1	ng/g	< 0.0805 U	< 0.0812 U	< 0.081 U	< 0.0785 U	< 0.0695 U	< 0.0814 U	< 0.078 U	< 0.0802 U	< 0.0816 U	< 0.0815 U	< 0.0804 U	< 0.0786 U	< 0.079 U	< 0.0818 U	< 0.0801 U	< 0.0804 U
PCB-079	41464-48-6	ng/g	< 0.0452 U	< 0.0456 U	< 0.0454 U	< 0.044 U	< 0.039 U	< 0.0456 U	< 0.0437 U	< 0.045 U	< 0.0458 U	< 0.0457 U	< 0.0451 U	< 0.0441 U	< 0.0443 U	< 0.0459 U	< 0.0449 U	< 0.0451 U
PCB-081	70362-50-4	ng/g	2.89 J+	9.41 J+	1.87 J+	0.214 J+	0.154 J+	5.91 J+	6.17 J+	0.316 J+	6.63 J+	6.41 J+	2.51 J	0.702 J	< 0.0702 UJ	1.88 J	< 0.0711 UJ	< 0.0714 UJ
PCB-082	52663-62-4	ng/g	18.2	67.9 J	14.1	1.18	0.753	43.6 J	55.3 J	2.74	38.1	44.6 J	15.4 J	4.55	< 0.0746 U	11 J	0.829 J	< 0.0759 UJ
PCB-083/109	PCB-83/109	ng/g	9.16	25.1	4.68	0.7	0.385	24.6	25.8	1.43	22.8	21.9	10.1 J	2.4	< 0.171 U	7.05 J	< 0.173 UJ	< 0.174 UJ
PCB-084	52663-60-2	ng/g	31.2	115 J	21.2	1.58	0.784	94.7 J	108 J	5.2	64.4 J	80.2 J	34.7 J	8.54	< 0.0673 U	21.7 J	1.78 J	< 0.0685 UJ
PCB-085/120	PCB-85/120	ng/g	44.9 J	121 J	25.2	4.46	2.66	92.2 J	94.8 J	4.59	101 J	92.4 J	39.2 J	11.5 J	0.749 J	32.6 J	2.4 J	< 0.112 UJ
PCB-086/097	PCB-86/97	ng/g	44.4 J	139 J	27.2	3.1	2.06	98.3 J	96 J	4.84	98.9 J	94.1 J	38.6 J	9.47	0.517	29.3 J	1.97 J	< 0.129 UJ
PCB-087/115/116	PCB-87/115/116	ng/g	74.8 J	203 J	39.3	4.64	2.81	154 J	156 J	7.71	171 J	151 J	62.1 J	15.4	0.779	44.1 J	2.94 J	< 0.316 UJ
PCB-088/121	PCB-88/121	ng/g	0.813	2.45	0.485	< 0.152 U	< 0.135 U	1.84	1.82	< 0.155 U	1.47	1.68	< 0.156 UJ	< 0.152 U	< 0.153 U	< 0.158 UJ	< 0.155 UJ	< 0.156 UJ
PCB-089/090/101	PCB-89/90/101	ng/g	141 J	350 J	63.9 J	9.84	6.06	296 J	245 J	11.4	322 J	258 J	129 J	25.4	1.37	92.1 J	6.78 J	1.39 J
PCB-091	68194-05-8	ng/g	38.8	90.1 J	16.3	1.99	1.11	93.4 J	87.4 J	4.34	99.8 J	82.4 J	37.8 J	8.03	0.549	25.1 J	1.87 J	< 0.0681 UJ
PCB-092	52663-61-3	ng/g	31.6	59.6 J	10.3	2.13	1.34	73.6 J	62.8 J	3.24	84.2 J	60.3 J	34.6 J	5.97	< 0.028 U	22.1 J	1.52 J	< 0.0285 UJ
PCB-093/095	PCB-93/95	ng/g	115 J	286 J	48.9 J	4.33	2.47	283 J	268 J	12.3	262 J	242 J	114 J	23.8	1.32	64 J	4.81 J	1.17 J
PCB-094	73575-55-0	ng/g	2.46	5.16	0.896	< 0.0453 U	< 0.0402 U	7.09	5.37	0.309	7.56	5.51	2.99 J	< 0.0454 U	< 0.0456 U	2.12 J	< 0.0463 UJ	< 0.0465 UJ
PCB-096	73575-54-9	ng/g	2.09	7.45	1.61	< 0.0583 U	< 0.0516 U	6.54	8.14	0.435	5.11	6.66	2.22 J	0.614	< 0.0587 U	1.49 J	< 0.0595 UJ	< 0.0597 UJ
PCB-098/102	PCB-98/102	ng/g	10.8	30.3	5.16	0.492	0.227	30.9	29.2	1.43	29.6	28.2	10.4 J	2.48	< 0.0962 U	7.67 J	0.625 J	< 0.098 UJ
PCB-099	38380-01-7	ng/g	88.9 J	215 J	40.5 J	7.9	4.77	191 J	159 J	7.34	218 J	171 J	84.3 J	18.3	0.985	66 J	4.6 J	1.07 J
PCB-100	39485-83-1	ng/g	1.79	2.57	0.433	< 0.0556 U	< 0.0493 U	4.73	2.69	< 0.0569 U	6.01	3.23	2.47 J	< 0.0557 UJ	< 0.056 UJ	1.64 J	< 0.0567 UJ	< 0.057 UJ
PCB-103	60145-21-3	ng/g	2.28	4.11	0.68	< 0.0562 U	< 0.0498 U	5.35	4.32	0.307	6.5	4.26	2.91 J	< 0.0563 U	< 0.0565 U	1.74 J	< 0.0573 UJ	< 0.0576 UJ
PCB-104	56558-16-8	ng/g	< 0.0442 UJ	0.13 J	< 0.0444 UJ	< 0.0431 UJ	< 0.0381 UJ	0.2 J	0.131 J	< 0.044 UJ	0.256 J	< 0.0447 UJ	< 0.0441 UJ	< 0.0431 U	< 0.0433 U	< 0.0449 UJ	< 0.0439 UJ	< 0.0441 UJ
PCB-105/127	PCB-105/127	ng/g	57.2 J	186 J	38.2	6.84	4.6	135 J	126 J	5.21	164 J	139 J	44.9 J	9.99	0.599	38	2.74	0.685
PCB-106/118	PCB-106/118	ng/g	129 J	347 J	65.4 J	13.2	8.35	286 J	241 J	10.6	336 J	264 J	111 J	21.7	1.26	76.7 J	5.56	1.12
PCB-107/108	PCB-107/108	ng/g	11.1	29.2	5.5	1.28	0.767	26.1	22.5	1.09	30.6	23.6	10.7 J	2.14 J	< 0.123 UJ	8.07 J	0.633 J	< 0.125 UJ
PCB-110	38380-03-9	ng/g	192 J	440 J	81.4 J	12.6	8.34	453 J	425 J	21.7	478 J	388 J	200 J	35.6	2.13	115 J	8.68	2.06
PCB-111/117	PCB-111/117	ng/g	< 0.281 U	< 0.284 U	< 0.283 U	< 0.274 U	< 0.243 U	< 0.285 U	< 0.272 U	< 0.28 U	< 0.285 U	< 0.285 U	< 0.281 U	< 0.275 U	< 0.276 U	< 0.286 U	< 0.28 U	< 0.281 U
PCB-112	74472-36-9	ng/g	0.902	2.28	0.353	< 0.0554 U	< 0.0491 U	2.16	2.1	< 0.0567 U	2.51	1.89	0.91	< 0.0556 U	< 0.0558 U	0.631	< 0.0566 U	< 0.0568 U
PCB-113	68194-10-5	ng/g	1.04	1.48	< 0.0474 U	< 0.0459 U	< 0.0407 U	2.98	2.67	< 0.0469 U	3.31	2.17	< 0.047 U	< 0.046 U	< 0.0462 U	< 0.0479 U	< 0.0468 U	< 0.047 U
PCB-114	74472-37-0	ng/g	3.96	11.5	1.95	0.559	0.315	10.4	10.3	0.502	11.1	9.76	3.47	0.791	< 0.0719 U	2.31	< 0.0729 U	< 0.0732 U
PCB-119	56558-17-9	ng/g	6.89	12.1	2.08	0.604	0.355	16.2	13.6	0.834	19.6	13.2	7.68	1.42	< 0.0554 U	5.18	< 0.0562 U	< 0.0564 U
PCB-122	76842-07-4	ng/g	2.39	7.41	1.57	0.296	< 0.0698 U	5.34	4.46	< 0.0806 U	5.41	4.99	1.83	0.544	< 0.0794 U	1.74	< 0.0805 U	< 0.0808 U
PCB-123	65510-44-3	ng/g	4.72 J+	12.1 J+	2.35 J+	0.561 J+	0.363 J+	10.5 J+	8.03 J+	0.463 J+	11.6 J+	9.3 J+	4.47 J	0.977 J	< 0.0615 UJ	3.67 J	< 0.0624 UJ	< 0.0627 UJ
PCB-124	70424-70-3	ng/g	5.46	14.4	2.73	0.501	0.339	11.5	8.56	0.47	12.8	10	5.23 J	1.01 J	< 0.0345 UJ	4.22 J	< 0.035 UJ	< 0.0351 UJ
PCB-125	74472-39-2	ng/g	1.07 J	2.51 J	0.599 J	< 0.0419 UJ	< 0.0371 UJ	1.78 J	2.16 J	< 0.0428 UJ	1.93 J	1.64 J	< 0.0429 U	< 0.042 U	< 0.0422 U	< 0.0437 U	< 0.0428 U	< 0.0429 U
PCB-126	57465-28-8	ng/g	< 0.0504 UJ	2.33 J	< 0.0507 UJ	< 0.0492 UJ	< 0.0435 UJ	2.69 J	2.2 J	< 0.0502 UJ	3.13 J	2.13 J	< 0.0503 U	< 0.0493 U	< 0.0495 U	1.14 J+	< 0.0501 U	< 0.0504 U
PCB-128	38380-07-3	ng/g	18.8	26.9	5.22	1.43	0.885	38.1	24.3	1.24	41.4 J	25.7	20.1	3.48	< 0.0682 U	10.4	0.696	< 0.0695 U
PCB-129	55215-18-4	ng/g	4.34	7.56	1.46	0.299	0.158 J	9.45	5.76	0.364	9.93	6.44	4.65 J	0.857 J	< 0.0943 UJ	2.19 J	< 0.0956 UJ	< 0.096 UJ
PCB-130	52663-66-8	ng/g	6.47	8.78	1.75	0.49	0.353	13.2	9.26	0.54	14.8	9.27	7.07	1.18	< 0.0932 U	3.79	< 0.0944 U	< 0.0949 U
PCB-131/142	PCB-131/142	ng/g	1.34	2.04	0.44	< 0.0208 U	< 0.0184 U	2.64	1.94	< 0.0212 U	2.63	1.7	1.41	< 0.0208 U	< 0.0209 U	0.618	< 0.0212 U	< 0.0213 U
PCB-132/168	PCB-132/168	ng/g	31.3	45.4 J	8.83	1.73	1.07	66.5 J	44.6 J	2.3	66.6 J	44.4 J	34.6	6.1	0.265	17.2	1.26	0.383
PCB-133	35694-04-3	ng/g	1.39	1.82	0.336	0.191 J	0.126 J	3.25	2.04	< 0.101 U	4.12	2.2	2 J	< 0.0995 UJ	< 0.0999 UJ	1.14 J	< 0.101 UJ	< 0.102 UJ
PCB-134	52704-70-8	ng/g	4.32	6.82	1.22	0.313	0.17	10.2	6.54	0.32	11	6.87	5.13 J	1.06 J	< 0.133 UJ	2.72 J	< 0.134 UJ	< 0.135 UJ
PCB-135/144	PCB-135/144	ng/g	12.6	18.9	3.49	0.686	0.501	27.6	19	1.01	31.1	19.4	14.1	2.44	< 0.111 U	7.62	0.525	< 0.113 U
PCB-136	38411-22-2	ng/g	9.26	15.4	2.89	0.366	0.247	21	14.1	0.699	21.5	14.4	11.2	2.01	< 0.0776 U	5.47	0.399	< 0.079 U
PCB-137	35694-06-5	ng/g	5.93	9.29	1.7	0.328	0.204	12	8.1	0.388	14	8.71	6.63 J	1.33 J	< 0.127 UJ	3.5 J	< 0.128 UJ	< 0.129 UJ
PCB-138/163/164	PCB-138/163/164	ng/g	101 J	136 J	26.3	7.46	4.85	197 J	123 J	6.14	230 J	136 J	111 J	17.1	0.997	58.6 J	3.84	0.744
PCB-139/149	PCB-139/149	ng/g	59 J	85 J	15.6	3.56	2.25	124 J	81.2 J	4.2	138 J	84.9 J	64.8 J	10.9	0.565	33.7	2.24	0.416
PCB-140	59291-64-4	ng/g	0.721	0.732	0.218	< 0.061 U	< 0.054 U	1.38	0.844	< 0.0623 U	1.66	1.09	0.744	< 0.0611 U	< 0.0613 U	0.388	< 0.0622 U	< 0.0625 U
PCB-141	52712-04-6	ng/g	14.9	24.3	4.69	0.751	0.452	29.2	18.4	0.9	31.7	21	15.2	2.79	< 0.115 U	7.99	0.626	< 0.117 U
PCB-143	68194-15-0	ng/g	0.476	0.873	0.266	< 0.0613 U	< 0.0543 U	0.801	0.717	< 0.0627 U	0.906	0.771	0.438	< 0.0615 U	< 0.0617 U	0.25	< 0.0626 U	< 0.0628 U
PCB-145	74472-40-5	ng/g	< 0.0786 U	0.184 J	< 0.079 U	< 0.0766 U	< 0.0678 U	0.176 J	0.129 J	< 0.0783 U	0.179 J	0.169 J	< 0.0784 U	< 0.0767 U	< 0.0771 U	< 0.0798 U	< 0.0781 U	< 0.0785 U
PCB-146	51908-16-8	ng/g	10.5	13.6	2.4	0.828	0.465	20.7	13.1	0.622	25.3	14.3	11.7	1.84	< 0.055 U	6.76	0.527	< 0.056 U
PCB-147	68194-13-8	ng/g	2.92	3.17	0.601	0.291	0.168 J	6.26	3.17	0.201	8.35	4.12	3.92	0.529	< 0.0746 U	2.21	< 0.0756 U	< 0.0759 U
PCB-148	74472-41-6	ng/g	0.211	0.218	< 0.0682 U	< 0.0661 U	< 0.0585 U	0.39	0.219	< 0.0676 U	0.631	0.238	< 0.0677 U	< 0.0662 U	< 0.0665 U	< 0.0689 U	< 0.0674 U	< 0.0677 U
PCB-150	68194-08-1	ng/g	0.131 J	0.229	< 0.0782 U	< 0.0758 U	< 0.0671 U	0.395	0.205	< 0.0775 U	0.592	0.251	0.29	< 0.076 U	< 0.0763 U	< 0.079 U	< 0.0773 U	< 0.0777 U
PCB-151	52663-63-5	ng/g	14.2	20.8	3.7	0.786	0.45	29.3	19.6	0.983	34.5	21	15.4	2.59	< 0.059 U	8.39	0.596	< 0.0601 U
PCB-152	68194-09-2	ng/g	0.217	0.344	< 0.0865 U	< 0.0838 U	< 0.0742 U	0.557	0.299	< 0.0857 U	0.74	0.441	0.356	< 0.084 U	< 0.0843 U	< 0.0874 U	< 0.0855 U	< 0.0859 U

Table 12
Phase 2 Reach Floodplain Soil Analytical Results
Phase 2 Data Evaluation Summary Memorandum
Lower Neponset River
Boston and Milton, Massachusetts

Analyte	CAS Number	Units	24D-0164 24D-0164-AS 7/16/2024 N 0 - 1 ft	24D-0164 24D-0164-BS 7/16/2024 N 1 - 2 ft	24D-0164 24D-0164-CS 7/16/2024 N 2 - 2.5 ft	24D-0165 24D-0165-AS 7/16/2024 N 0 - 1 ft	24D-0165 24D-0165-BS 7/16/2024 N 1 - 1.5 ft	24D-0166 24D-0166-AS 7/16/2024 N 0 - 1 ft	24D-0166 24D-0166-BS 7/16/2024 N 1 - 2 ft	24D-0166 24D-0166-CS 7/16/2024 N 2 - 2.6 ft	24D-0167 24D-0167-AS 7/16/2024 N 0 - 1 ft	24D-0167 24D-0167-BS 7/16/2024 N 1 - 2 ft	24D-0168 24D-0168-AS 6/13/2024 N 0 - 1 ft	24D-0168 24D-0168-BS 6/13/2024 N 1 - 2 ft	24D-0168 24D-0168-CS 6/13/2024 N 2 - 2.6 ft	24D-0169 24D-0169-AS 6/13/2024 N 0 - 1 ft	24D-0169 24D-0169-BS 6/13/2024 N 1 - 2 ft	24D-0169 24D-0169-CS 6/13/2024 N 2 - 2.4 ft
PCB-153	35065-27-1	ng/g	62.5 J	87.1 J	16.1	4.65	2.98	123 J	72.5 J	3.61	141 J	82 J	69 J	11	0.603	37	2.36	0.498
PCB-154	60145-22-4	ng/g	1.48	1.35	0.28	0.149 J	0.107 J	3.1	1.72	< 0.0495 U	4.47	1.97	2 J	0.327 J	< 0.0487 UJ	1.15 J	< 0.0494 UJ	< 0.0496 UJ
PCB-155	33979-03-2	ng/g	< 0.0418 U	< 0.0422 U	< 0.0421 U	< 0.0408 U	< 0.0361 U	< 0.0423 U	< 0.0405 U	< 0.0417 U	< 0.0424 U	< 0.0423 U	< 0.0417 UJ	< 0.0409 U	< 0.041 U	< 0.0425 UJ	< 0.0416 UJ	< 0.0418 UJ
PCB-156	38380-08-4	ng/g	8.83	14.4	2.46	0.73	0.453	19.3	13.3	0.612	22	14	11.2	1.85	< 0.0594 U	6.1	0.411	< 0.0605 U
PCB-157	69782-90-7	ng/g	2.92 J+	4.09 J+	0.728 J+	0.289 J+	0.131 J+	5.61 J+	3.92 J+	0.318 J+	5.85 J+	4.07 J+	3.67 J+	0.587 J+	< 0.0569 U	2.11 J+	< 0.0577 U	< 0.058 U
PCB-158/160	PCB-158/160	ng/g	9.43	14.4	2.85	0.539	0.368	19.8	12.7	0.676	21	13.4	11.3	1.99	< 0.12 U	5.55	0.376	< 0.122 U
PCB-159	39635-35-3	ng/g	0.835	0.714	< 0.0694 U	< 0.0672 U	< 0.0596 U	0.956	0.801	< 0.0687 U	1.06	0.759	< 0.0689 U	< 0.0674 U	< 0.0677 U	< 0.0701 U	< 0.0686 U	< 0.0689 U
PCB-161	74472-43-8	ng/g	< 0.0651 U	< 0.0657 U	< 0.0655 U	< 0.0634 U	< 0.0562 U	< 0.0658 U	< 0.063 U	< 0.0648 U	< 0.066 U	< 0.0659 U	< 0.0649 U	< 0.0636 U	< 0.0638 U	< 0.0661 U	< 0.0647 U	< 0.065 U
PCB-162	39635-34-2	ng/g	0.66	0.82	< 0.067 U	< 0.065 U	< 0.0575 U	0.717	0.625	< 0.0664 U	1.34	0.83	< 0.0665 U	< 0.0651 U	< 0.0654 U	< 0.0677 U	< 0.0663 U	< 0.0666 U
PCB-165	74472-46-1	ng/g	< 0.0932 UJ	< 0.0941 UJ	< 0.0938 UJ	< 0.0909 UJ	< 0.0805 UJ	< 0.0942 UJ	0.163 J	< 0.0929 UJ	0.385 J	< 0.0944 UJ	< 0.093 U	< 0.0911 U	< 0.0914 U	< 0.0947 U	< 0.0927 U	< 0.0931 U
PCB-166	41411-63-6	ng/g	0.638	0.842	0.216	< 0.0813 U	< 0.072 U	1.02	0.567	< 0.0832 U	1.29	0.774	< 0.0833 U	< 0.0815 U	< 0.0818 U	< 0.0848 U	< 0.083 U	< 0.0833 U
PCB-167	52663-72-6	ng/g	4.39	5.69	1.02	0.28	0.151 J	8.35	5.06	0.331	9.44	5.37	4.57 J+	0.743 J+	< 0.056 U	2.71 J+	0.221 J+	< 0.057 U
PCB-169	32774-16-6	ng/g	< 0.0504 U	< 0.0509 U	< 0.0507 U	< 0.0492 U	< 0.0435 U	< 0.051 U	< 0.0488 U	< 0.0502 U	< 0.0511 U	< 0.0511 U	< 0.0503 UJ	< 0.0493 U	< 0.0495 U	< 0.0512 UJ	< 0.0501 UJ	< 0.0504 UJ
PCB-170/190	PCB-170/190	ng/g	17.6	25.3	5.4	1.33	0.78	33.4	25.5	1.33	39.7 J	24	13.8	2.31	< 0.288 U	8.17	0.626	< 0.293 U
PCB-171	52663-71-5	ng/g	4.64	6.41	1.33	0.322	0.222	8.54	6.47	0.344	9.92	6.06	4.54	0.942	< 0.0642 U	2.39	< 0.0651 U	< 0.0654 U
PCB-172/192	PCB-172/192	ng/g	2.29	3.29	0.665	0.179 J	< 0.125 U	4.2	3.31	0.145 J	5.15	3.08	2.72 J	0.421 J	< 0.142 UJ	1.44 J	< 0.144 UJ	< 0.144 UJ
PCB-173	68194-16-1	ng/g	0.396	0.64	< 0.0887 U	< 0.0859 U	< 0.0761 U	0.803	0.528	< 0.0878 U	1.09	0.674	< 0.088 U	< 0.0861 U	< 0.0864 U	< 0.0896 U	< 0.0876 U	< 0.088 U
PCB-174	38411-25-5	ng/g	15.2	23.1	4.66	0.867	0.551	28.5	21.6	0.935	33	20.2	15.6	2.9	< 0.101 U	8.34	0.454	< 0.103 U
PCB-175	40186-70-7	ng/g	0.508	0.834	0.224	< 0.0613 U	< 0.0543 U	0.947	0.843	< 0.0627 U	1.18	0.736	0.626	< 0.0615 U	< 0.0617 U	0.193 J	< 0.0626 U	< 0.0628 U
PCB-176	52663-65-7	ng/g	1.62	2.28	0.419	0.1 J	< 0.0585 U	3.07	2.42	0.205	3.41	2.21	1.59	0.383	< 0.0665 U	0.909	< 0.0674 U	< 0.0677 U
PCB-177	52663-70-4	ng/g	9	12.7	2.52	0.796	0.521	17.3	12.9	0.537	20.5	12.2	9.12	1.83	< 0.0863 U	5.38	< 0.0875 U	< 0.0878 U
PCB-178	52663-67-9	ng/g	3.14	4.21	0.765	0.377	0.186	6.15	4.48	0.267	7.96	4.4	3.73	0.541	< 0.0813 U	2.03	< 0.0824 U	< 0.0828 U
PCB-179	52663-64-6	ng/g	5.22	7.68	1.49	0.399	0.233	10.3	7.47	0.363	12.2	7.64	5.85	1.08	< 0.0598 U	3.26	< 0.0606 U	< 0.0609 U
PCB-180	35065-29-3	ng/g	31.3	46.8 J	9.53	1.75	1.11	58.2 J	45.4 J	2.34	68.5 J	42.6 J	33.8	5.88	0.502	18.4	1.16	0.322
PCB-181	74472-47-2	ng/g	< 0.0926 U	< 0.0935 U	< 0.0932 U	< 0.0903 U	< 0.08 U	< 0.0937 U	< 0.0897 U	< 0.0923 U	< 0.0939 U	< 0.0938 U	< 0.0925 U	< 0.0905 U	< 0.0909 U	< 0.0941 U	< 0.0921 U	< 0.0925 U
PCB-182/187	PCB-182/187	ng/g	17.2	24.2	4.61	1.61	1	32.2	24.9	1.2	39.7 J	23.1	19.9	3.2	< 0.169 U	10	0.741	< 0.172 U
PCB-183	52663-69-1	ng/g	7.25	10.6	2.18	0.409	0.237	13.7	10.5	0.473	15.3	9.54	8.29 J	1.59 J	< 0.07 UJ	3.95 J	0.302 J	< 0.0712 UJ
PCB-184	74472-48-3	ng/g	< 0.0487 U	< 0.0491 U	< 0.049 U	< 0.0474 U	< 0.042 U	< 0.0492 U	< 0.0471 U	< 0.0485 U	< 0.0493 U	< 0.0493 U	< 0.0486 U	< 0.0475 U	< 0.0477 U	< 0.0495 U	< 0.0484 U	< 0.0486 U
PCB-185	52712-05-7	ng/g	1.96	2.83	0.547	0.164 J	0.105 J	3.3	2.64	< 0.0711 U	4.02	2.57	1.98 J	< 0.0697 UJ	< 0.07 UJ	1.11 J	< 0.0709 UJ	< 0.0712 UJ
PCB-186	74472-49-4	ng/g	< 0.0731 U	< 0.0738 U	< 0.0735 U	< 0.0712 U	< 0.0631 U	< 0.0739 U	< 0.0708 U	< 0.0728 U	< 0.0741 U	< 0.074 U	< 0.0729 U	< 0.0714 U	< 0.0717 U	< 0.0743 U	< 0.0727 U	< 0.073 U
PCB-188	74487-85-7	ng/g	< 0.0532 UJ	< 0.0536 UJ	< 0.0535 UJ	< 0.0518 UJ	< 0.0459 UJ	0.0778 J	< 0.0515 UJ	< 0.053 UJ	0.114 J	< 0.0538 UJ	< 0.0531 U	< 0.0519 U	< 0.0521 U	< 0.054 U	< 0.0529 U	< 0.0531 U
PCB-189	39635-31-9	ng/g	1.02 J+	1.08 J+	0.336 J+	< 0.0533 U	< 0.0472 U	1.43 J+	1.03 J+	< 0.0545 U	1.98 J+	1.14 J+	0.75 J	< 0.0535 U	< 0.0537 U	0.607 J	< 0.0544 UJ	< 0.0546 UJ
PCB-191	74472-50-7	ng/g	0.601	0.809	0.267	< 0.132 U	< 0.117 U	1.16	0.731	< 0.135 U	1.24	0.76	0.989 J	< 0.132 U	< 0.133 U	0.529 J	< 0.135 UJ	< 0.135 UJ
PCB-193	69782-91-8	ng/g	1.45	2.21	0.459	< 0.178 U	< 0.158 U	2.83	2.08	< 0.182 U	3.66	2.06	2.52 J	0.538	< 0.179 U	1.37 J	< 0.182 UJ	< 0.182 UJ
PCB-194	35694-08-7	ng/g	9.7	14.4	3.45	1.27	1.28	17.9	15.5	2.17	23.8	13.9	11.9 J	1.69 J	< 0.153 UJ	7.98 J	< 0.155 UJ	< 0.156 UJ
PCB-195	52663-78-2	ng/g	3.09	4.79	1.04	0.438	0.357	6.02	4.98	< 0.148 U	7.92	4.78	4.73 J	< 0.145 U	< 0.146 U	2.66 J	< 0.148 UJ	< 0.149 UJ
PCB-196/203	PCB-196/203	ng/g	10.1	15.3	3.1	0.887	0.554	19	15.4	1.11	23.3	13.8	16.3 J	2.25 J	< 0.128 UJ	7.86 J	< 0.13 UJ	< 0.131 UJ
PCB-197	33091-17-7	ng/g	0.368 J	0.381 J	< 0.0586 UJ	< 0.0568 UJ	< 0.0503 UJ	0.572 J	0.366 J	< 0.058 UJ	0.597 J	0.391 J	0.555	< 0.0569 U	< 0.0571 U	< 0.0592 U	< 0.0579 U	< 0.0582 U
PCB-198	68194-17-2	ng/g	0.785	0.749	< 0.0995 U	< 0.0964 U	< 0.0854 U	0.834	0.789	< 0.0985 U	1.44	0.796	< 0.0987 UJ	< 0.0966 U	< 0.097 U	< 0.101 UJ	< 0.0983 UJ	< 0.0988 UJ
PCB-199	52663-75-9	ng/g	8.57	12.5	2.71	0.767	0.554	16.2	13	0.856	20.1	11.7	17.3 J	1.79 J	< 0.0891 UJ	7.91 J	< 0.0904 UJ	< 0.0908 UJ
PCB-200	52663-73-7	ng/g	0.953 J	1.52 J	0.447 J	< 0.0823 UJ	< 0.0729 UJ	1.84 J	1.47 J	< 0.0841 UJ	2.47 J	1.14 J	1.29	< 0.0825 U	< 0.0828 U	0.56	< 0.084 U	< 0.0843 U
PCB-201	40186-71-8	ng/g	0.924	1.41	0.365	< 0.0493 U	< 0.0437 U	1.72	1.38	< 0.0504 U	2.03	1.53	1.75	< 0.0494 U	< 0.0496 U	0.706	< 0.0503 U	< 0.0506 U
PCB-202	2136-99-4	ng/g	1.49 J	2.29 J	0.501 J	< 0.0617 UJ	0.118 J	2.83 J	2.16 J	< 0.0631 UJ	3.57 J	2.04 J	2.76	< 0.0619 U	< 0.0621 U	1.09	< 0.063 U	< 0.0632 U
PCB-204	74472-52-9	ng/g	< 0.0979 U	< 0.0988 U	< 0.0985 U	< 0.0954 U	< 0.0845 U	< 0.099 U	< 0.0948 U	< 0.0976 U	< 0.0992 U	< 0.0991 U	< 0.0977 U	< 0.0956 U	< 0.096 U	< 0.0995 U	< 0.0974 U	< 0.0978 U
PCB-205	74472-53-0	ng/g	0.506	0.747	< 0.0545 U	< 0.0528 U	< 0.0467 U	0.868	0.707	< 0.0539 U	1.18	0.746	< 0.054 UJ	< 0.0529 U	< 0.0531 U	< 0.055 UJ	< 0.0538 UJ	< 0.0541 UJ
PCB-206	40186-72-9	ng/g	4.85	7.37	1.4	0.461	0.224	9.48	7.18	0.499	11.2	6.07	8.95 J	< 0.0508 UJ	< 0.051 UJ	3.7 J	< 0.0517 UJ	< 0.0519 UJ
PCB-207	52663-79-3	ng/g	0.648 J	0.874 J	< 0.069 UJ	< 0.0669 UJ	< 0.0592 UJ	1.15 J	0.753 J	< 0.0684 UJ	1.29 J	0.863 J	1.46 J	< 0.067 UJ	< 0.0673 UJ	0.588 J	< 0.0682 UJ	< 0.0685 UJ
PCB-208	52663-77-1	ng/g	1.65 J	2.59 J	0.374 J	0.129 J	0.115 J	3.4 J	1.88 J	< 0.0684 UJ	3.29 J	1.75 J	2.59 J	< 0.067 UJ	< 0.0673 UJ	1.06 J	< 0.0682 UJ	< 0.0685 UJ
PCB-209	2051-24-3	ng/g	2.66	3.1	0.475	0.206	0.133 J	5.21	2.38	0.465	5.74	2.27	3.41 J	< 0.0441 UJ	< 0.0443 UJ	1.97 J	< 0.0449 UJ	< 0.0451 UJ
Total Decachlorobiphenyls	RA_Total_DECPCB	ng/g	2.66	3.1	0.475	0.206	0.133	5.21	2.38	0.465	5.74	2.27	3.41	< 0.0441 U	< 0.0443 U	1.97	< 0.0449 U	< 0.0451 U
Total Dichlorobiphenyls	RA_Total_DIPCB	ng/g	246.65	310.01	21.397	12.052	7.938	439.5	261.15	12.401	497.98	385.23	212.37	12.452	0.266	102.5	6.583	0.99
Total Heptachlorobiphenyls	RA_Total_HEPPCB	ng/g	120.395	174.973	35.402	8.303	4.945	226.108	172.802	8.139	268.624	162.97	125.805	21.615	0.502	68.078	3.283	0.322
Total Hexachlorobiphenyls	RA_Total_HEXPCB	ng/g	391.709	557.766	104.765	26.146	16.539	795.952	507.879	25.454	897.473	546.543	432.478	70.703	2.43	227.556	14.077	2.041
Total Monochlorobiphenyls	RA_Total_MONPCB	ng/g	33.29	6.3	0.229	5.44	1.213	33.547	3.19	< 0.0483 U	59.222	14.81	41.145	< 0.0473 U	< 0.0475 U	16.1	1.148	< 0.0484 U
Total Nonachlorobiphenyls	RA_Total_NONPCB	ng/g	7.148	10.834	1.774	0.59	0.339	14.03	9.813	0.499	15.78	8.683	13	< 0.0670 U	< 0.0673 U	5.348	< 0.0682 U	< 0.0685 U
Total Octachlorobiphenyls	RA_Total_OCTPCB	ng/g	36.486	54.087	11.613	3.362	2.863	67.784	55.752	4.136	86.407	50.823	56.585	5.73	< 0.153 U	28.766	< 0.155 U	< 0.156 U
Total Pentachlorobiphenyls	RA_Total_PENPCB	ng/g	1073.93	2792.18	522.976	78.783	48.858	2464.7	2278.35	108.48	2618.7	2217.12	1010.98	210.626	10.258	686.371	47.737	7.495
Total Tetrachlorobiphenyls	RA_Total_TETPCB	ng/g	2743.32	9577.95	1194.65	85.205	52.846	5601.21	7569.6	327.882	4486.57	4993	1755.79	298.558	15.628	842.048	76.177	15.031
Total Trichlorobiphenyls	RA_Total_TRICPB	ng/g	1165.82	3627.04	272.63	23.933	17.617	2458.65	4057.45	177.138	1221.99	1682.71	516.532	67.389	3.135	194.314	15.962	3.717
Total PCB Congeners	RA_Tot_PCB_Cong	ng/g	5821.41	17114.2	2165.91	244.02	153.291	12106.7	14918.4	664.594	10158.5	10064.2	4168.09	687.073	32.219	2173.05	164.967	29.596
Total PCB TEQ (Bird)	RA-TEQ-B-PCB	ng/g	1.9776823	7.3992577	1.11702486	0.14588221	0.09853854	4.4200938	4.8799032	0.21637814	4.5348852	4.3484811	1.3635319	0.336756	0.0182225	1.27268887	0.07287291	0.0152797
Total PCB TEQ (Fish)	RA-TEQ-F-PCB	ng/g	0.0058652	0.0316643	0.00334722	0.000466295	0.000313815	0.02586795	0.0241782	0.00061618	0.02884485	0.0230382	0.00438515	0.00106419	0.000045595	0.009231035	0.00018966	0.000039425
Total PCB TEQ (Mammal)	RA-TEQ-M-PCB	ng/g	0.0105882	0.2656788	0.00578432	0.00098497	0.00064209	0.2921507	0.2421602	0.00100388	0.3389181	0.2352722	0.0084839	0.00183974	0.00009207	0.12046021	0.00041296	0.00008455
TAL Metals and Mercury																		
Aluminum	7429-90-5	mg/kg	4400 J-	4600 J-	3700 J-	4000 J-	4100 J-	5700 J-	5600 J-	3300 J-	6500 J-	4000 J-	6000	3200	4500	5400	2800	3200
Calcium	7440-70-2	mg/kg	1400	940	800	400	860	1200	640	990	2000	920	2600	390 J	1500	650	300 J	700
Iron	7439-89-6	mg/kg	11000	9300	7600	8100	9900	11000	8300	8200	13000	7800	11000	14000	12000	7200	1800	3600
Magnesium	7439-95-4	mg/kg	1300 J-	1300 J-	1400 J-	1400 J-	1800 J-	1500 J-	1200 J-	1300 J-	1700 J-	1300 J-	1600	490	2400	880	200 J	1100
Potassium	7440-09-7	mg/kg	< 530 UJ	< 520 UJ	< 410 UJ	76 J-	160 J-	< 580 UJ	< 470 UJ	< 400 UJ	< 640 UJ	< 470 UJ	230 J	< 460 U	170 J	140 J	< 600 U	190 J
Sodium	7440-23-5	mg/kg	150 J	130 J	< 410 U	< 350 U	< 370 U	< 580 U	< 470 U	< 400 U	170 J	140 J	220 J	< 460 U	< 420 U	110 J	< 600 U	< 420 U
Antimony	7440-36-0	mg/kg	< 1.2 UJ	< 1.0 UJ	< 0.85 UJ	< 0.84 UJ	< 0.78 UJ	< 1.0 UJ	< 0.95 UJ	< 0.79 UJ	< 1.5 UJ	< 1.1 UJ	< 1.9 U	< 0.94 U	< 0.73 U	< 1.4 U	< 1.3 U	0.33 J
Arsenic	7440-38-2	mg/kg	6.0 J+	3.3 J+	2.0 J+	2.3 J+	1.5	5.1 J+	5.3 J+	3.0 J+	5.1 J+	2.6 J+	5.9	3.5	1.2	5.7	1.4	3.7 J
Barium	7440-39-3	mg/kg	31	22	13	11	10	38	27	48	43	17	120	54	21	20	17	14
Beryllium	7440-41-7	mg/kg	< 0.59 U	< 0.51 U	< 0.42 U	< 0.42 U	0.28 J	< 0.52 U	< 0.47 U	< 0.40 U	< 0.75 U	< 0.55 U	< 0.95 U	< 0.47 U	< 0.37 U	< 0.72 U	< 0.66 U	0.15 J

Table 12
Phase 2 Reach Floodplain Soil Analytical Results
Phase 2 Data Evaluation Summary Memorandum
Lower Neponset River
Boston and Milton, Massachusetts

Analyte	CAS Number	Units	24D-0164 24D-0164-AS 7/16/2024 N 0 - 1 ft	24D-0164 24D-0164-BS 7/16/2024 N 1 - 2 ft	24D-0164 24D-0164-CS 7/16/2024 N 2 - 2.5 ft	24D-0165 24D-0165-AS 7/16/2024 N 0 - 1 ft	24D-0165 24D-0165-BS 7/16/2024 N 1 - 1.5 ft	24D-0166 24D-0166-AS 7/16/2024 N 0 - 1 ft	24D-0166 24D-0166-BS 7/16/2024 N 1 - 2 ft	24D-0166 24D-0166-CS 7/16/2024 N 2 - 2.6 ft	24D-0167 24D-0167-AS 7/16/2024 N 0 - 1 ft	24D-0167 24D-0167-BS 7/16/2024 N 1 - 2 ft	24D-0168 24D-0168-AS 6/13/2024 N 0 - 1 ft	24D-0168 24D-0168-BS 6/13/2024 N 1 - 2 ft	24D-0168 24D-0168-CS 6/13/2024 N 2 - 2.6 ft	24D-0169 24D-0169-AS 6/13/2024 N 0 - 1 ft	24D-0169 24D-0169-BS 6/13/2024 N 1 - 2 ft	24D-0169 24D-0169-CS 6/13/2024 N 2 - 2.4 ft
Cadmium	7440-43-9	mg/kg	0.16 J-	< 0.51 UJ	< 0.42 UJ	0.075 J-	< 0.39 UJ	0.45 J-	0.33 J-	0.27 J-	0.38 J-	< 0.55 UJ	2.3	0.50	0.21 J	0.58 J	0.62 J	< 0.46 U
Chromium, Total	7440-47-3	mg/kg	77 J	60 J	16 J	11 J	6.3	74 J	68 J	14 J	66 J	38 J	67 EB	18 EB	9.3 EB	54 EB	20 EB	11 EB
Cobalt	7440-48-4	mg/kg	3.0	2.9	3.4	4.0	3.8	4.5	5.0	5.2	3.1	2.8	6.7	20	21	2.5	0.90	3.4 J+
Copper	7440-50-8	mg/kg	60	51	17	17	12	75	53	17	77	40	85	22	13	220	51	14 J+
Lead	7439-92-1	mg/kg	420	210	27	14	8.4 J-	240	95	15	230	120	220	34	3.8	370	61	22
Manganese	7439-96-5	mg/kg	120	110	190	140	130	1300	2900	4600	110	130	900 EB	2000 EB	1000 EB	85 EB	18 EB	96 EB
Nickel	7440-02-0	mg/kg	9.7	7.4	6.3	5.4	3.9	10	11	7.0	17	7.7	31	6.7	8.3	5.6	3.5 J-	6.9 J+
Selenium	7782-49-2	mg/kg	< 2.9 U	< 2.6 U	< 2.1 U	< 2.1 U	0.26 J	0.37 J	< 2.4 U	< 2.0 U	< 3.7 U	< 2.8 U	< 4.7 UJ	< 2.3 UJ	< 1.8 UJ	< 3.6 UJ	< 3.3 UJ	< 2.3 U
Silver	7440-22-4	mg/kg	0.35 J	0.30 J	0.093 J	0.054 J	< 0.39 UJ	0.62	0.25 J	0.052 J	0.46 J	0.28 J	0.60 J	0.11 J	< 0.37 U	0.40 J	0.099 J	0.037 J-
Thallium	7440-28-0	mg/kg	< 0.59 U	< 0.51 U	< 0.42 U	< 0.42 U	< 0.39 U	0.036 J	0.038 J	0.028 J	< 0.75 U	< 0.55 U	0.076 J	0.056 J	< 0.37 U	0.11 J	0.079 J	< 0.46 U
Vanadium	7440-62-2	mg/kg	31	21	11	15	9.2	31	26	15	28	18	29	11	11	15	4.9	13
Zinc	7440-66-6	mg/kg	70	59	34	28	23	71	56	32	230	69	680 EB	130 EB	73 EB	73 EB	78 EB	20 JEB
Mercury	7439-97-6	mg/kg	0.46	0.45	0.11	0.10	0.049 J	0.85	0.72	< 0.10 U	0.90	0.66	0.80	0.22	< 0.098 U	0.71	0.088 J	0.063 J
TCL VOCs																		
1,1,1-Trichloroethane (TCA)	71-55-6	ug/kg	< 6.7 UJ	< 6.5 UJ	< 5.0 UJ	< 270 U	-	< 6.6 U	< 6.1 U	< 5.2 UJ	< 7.5 U	< 6.2 U	< 11 U	< 5.5 U	< 5.3 U	< 7.4 U	< 6.4 U	-
1,1,2,2-TETRACHLOROETHANE	79-34-5	ug/kg	< 6.7 UJ	< 6.5 U	< 5.0 U	< 4.9 U	-	< 6.6 U	< 6.1 U	< 5.2 U	< 7.5 U	< 6.2 U	< 11 U	< 5.5 U	< 5.3 U	< 7.4 U	< 6.4 U	-
1,1,2-TRICHLORO-1,2,2-TRIFLUOROETHANE	76-13-1	ug/kg	< 6.7 UJ	< 6.5 UJ	< 5.0 UJ	< 270 U	-	< 6.6 U	< 6.1 U	< 5.2 UJ	< 7.5 U	< 6.2 U	< 11 U	< 5.5 U	< 5.3 U	< 7.4 U	< 6.4 U	-
1,1,2-Trichloroethane	79-00-5	ug/kg	< 6.7 UJ	< 6.5 U	< 5.0 U	< 270 U	-	< 6.6 U	< 6.1 U	< 5.2 U	< 7.5 U	< 6.2 U	< 11 U	< 5.5 U	< 5.3 U	< 7.4 U	< 6.4 U	-
1,1-Dichloroethane	75-34-3	ug/kg	< 6.7 U	< 6.5 U	< 5.0 U	< 4.9 U	-	< 6.6 U	< 6.1 U	< 5.2 U	< 7.5 U	< 6.2 U	< 11 U	< 5.5 U	< 5.3 U	< 7.4 U	< 6.4 U	-
1,1-Dichloroethene	75-35-4	ug/kg	< 6.7 UJ	< 6.5 U	< 5.0 U	< 4.9 U	-	< 6.6 U	< 6.1 U	< 5.2 U	< 7.5 U	< 6.2 U	< 11 U	< 5.5 U	< 5.3 U	< 7.4 U	< 6.4 U	-
1,2,3-Trichlorobenzene	87-61-6	ug/kg	< 6.7 UJ	< 6.5 UJ	< 5.0 UJ	< 270 U	-	< 460 U	< 6.1 UJ	< 5.2 UJ	< 580 U	< 6.2 UJ	< 11 UJ	< 5.5 U	< 5.3 U	< 560 U	< 6.4 U	-
1,2,3-TRICHLOROPROPANE	96-18-4	ug/kg	< 6.7 UJ	< 6.5 UJ	< 5.0 UJ	< 4.9 U	-	< 6.6 U	< 6.1 U	< 5.2 UJ	< 7.5 U	< 6.2 UJ	< 11 U	< 5.5 U	< 5.3 U	< 7.4 U	< 6.4 U	-
1,2,4-TRICHLOROBENZENE	120-82-1	ug/kg	< 6.7 UJ	< 6.5 UJ	< 5.0 UJ	< 270 U	-	< 460 U	< 6.1 UJ	< 5.2 UJ	< 580 U	< 6.2 UJ	< 11 UJ	< 5.5 U	< 5.3 U	< 560 U	< 6.4 U	-
1,2,4-Trimethylbenzene	95-63-6	ug/kg	< 6.7 U	< 6.5 U	< 5.0 U	< 270 U	-	< 460 U	< 6.1 U	< 5.2 U	< 580 U	< 6.2 U	< 900 U	< 5.5 U	< 5.3 U	< 560 U	< 6.4 U	-
1,2-Dibromo-3-Chloropropane	96-12-8	ug/kg	< 6.7 UJ	< 6.5 U	< 5.0 U	< 270 U	-	< 460 U	< 6.1 U	< 5.2 U	< 580 U	< 6.2 U	< 900 U	< 5.5 U	< 5.3 U	< 560 U	< 6.4 U	-
1,2-Dibromoethane (Ethylene Dibromide)	106-93-4	ug/kg	< 6.7 UJ	< 6.5 UJ	< 5.0 UJ	< 270 U	-	< 6.6 U	< 6.1 U	< 5.2 UJ	< 7.5 U	< 6.2 U	< 11 U	< 5.5 U	< 5.3 U	< 7.4 U	< 6.4 U	-
1,2-Dichlorobenzene	95-50-1	ug/kg	< 6.7 UJ	< 6.5 UJ	< 5.0 UJ	< 270 U	-	< 460 U	< 6.1 UJ	< 5.2 UJ	< 580 U	< 6.2 UJ	< 11 UJ	< 5.5 U	< 5.3 U	< 560 U	< 6.4 U	-
1,2-Dichloroethane	107-06-2	ug/kg	< 6.7 UJ	< 6.5 UJ	< 5.0 UJ	< 270 U	-	< 6.6 U	< 6.1 U	< 5.2 UJ	< 7.5 U	< 6.2 U	< 11 U	< 5.5 U	< 5.3 U	< 7.4 U	< 6.4 U	-
1,2-DICHLOROPROPANE	78-87-5	ug/kg	< 6.7 UJ	< 6.5 UJ	< 5.0 UJ	< 4.9 U	-	< 6.6 U	< 6.1 U	< 5.2 UJ	< 7.5 U	< 6.2 UJ	< 11 U	< 5.5 U	< 5.3 U	< 7.4 U	< 6.4 U	-
1,3,5-Trimethylbenzene (Mesitylene)	108-67-8	ug/kg	< 6.7 U	< 6.5 U	< 5.0 U	< 270 U	-	< 460 U	< 6.1 U	< 5.2 U	< 580 U	< 6.2 U	< 900 U	< 5.5 U	< 5.3 U	< 560 U	< 6.4 U	-
1,3-DICHLOROBENZENE	541-73-1	ug/kg	< 6.7 UJ	< 6.5 UJ	< 5.0 UJ	< 270 U	-	< 460 U	< 6.1 UJ	< 5.2 UJ	< 580 U	< 6.2 UJ	< 11 UJ	< 5.5 U	< 5.3 U	< 560 U	< 6.4 U	-
1,4-DICHLOROBENZENE	106-46-7	ug/kg	< 6.7 UJ	< 6.5 UJ	< 5.0 UJ	< 270 U	-	< 460 U	< 6.1 UJ	< 5.2 UJ	< 580 U	< 6.2 UJ	< 11 UJ	< 5.5 U	< 5.3 U	< 560 U	< 6.4 U	-
2-HEXANONE	591-78-6	ug/kg	< 13 UJ	< 13 U	< 9.9 U	< 550 U	-	< 13 U	< 12 U	< 10 U	< 15 U	< 12 U	< 22 U	< 11 U	< 11 U	< 15 U	< 13 U	-
ACETONE	67-64-1	ug/kg	< 13 UJ	< 13 U	< 9.9 U	16 EB	-	< 13 U	< 12 U	< 10 U	12 JEB	< 12 U	< 22 U	< 11 U	< 11 U	< 15 U	< 13 U	-
Benzene	71-43-2	ug/kg	< 6.7 U	< 6.5 U	< 5.0 U	< 4.9 U	-	< 6.6 U	< 6.1 U	< 5.2 U	< 7.5 U	< 6.2 U	< 11 U	< 5.5 U	< 5.3 U	< 7.4 U	< 6.4 U	-
BROMOCHLOROMETHANE	74-97-5	ug/kg	< 6.7 U	< 6.5 U	< 5.0 U	< 4.9 U	-	< 6.6 U	< 6.1 U	< 5.2 U	< 7.5 U	< 6.2 U	< 11 U	< 5.5 U	< 5.3 U	< 7.4 U	< 6.4 U	-
BROMODICHLOROMETHANE	75-27-4	ug/kg	< 6.7 UJ	< 6.5 UJ	< 5.0 UJ	< 4.9 U	-	< 6.6 U	< 6.1 U	< 5.2 UJ	< 7.5 U	< 6.2 UJ	< 11 U	< 5.5 U	< 5.3 U	< 7.4 U	< 6.4 U	-
BROMOFORM	75-25-2	ug/kg	< 6.7 U	< 6.5 U	< 5.0 U	< 270 U	-	< 460 U	< 6.1 U	< 5.2 U	< 580 U	< 6.2 U	< 900 U	< 5.5 U	< 5.3 U	< 560 U	< 6.4 U	-
BROMOMETHANE	74-83-9	ug/kg	< 6.7 U	< 6.5 U	< 5.0 U	< 4.9 U	-	< 6.6 U	< 6.1 U	< 5.2 U	< 7.5 U	< 6.2 U	< 11 U	< 5.5 U	< 5.3 U	< 7.4 U	< 6.4 U	-
CARBON DISULFIDE	75-15-0	ug/kg	< 6.7 U	< 6.5 U	< 5.0 U	< 4.9 U	-	< 6.6 U	< 6.1 U	< 5.2 U	< 7.5 U	< 6.2 U	< 11 U	< 5.5 U	< 5.3 U	< 7.4 U	< 6.4 U	-
CARBON TETRACHLORIDE	56-23-5	ug/kg	< 6.7 UJ	< 6.5 UJ	< 5.0 UJ	< 270 U	-	< 6.6 U	< 6.1 U	< 5.2 UJ	< 7.5 U	< 6.2 U	< 11 U	< 5.5 U	< 5.3 U	< 7.4 U	< 6.4 U	-
Chlorobenzene	108-90-7	ug/kg	< 6.7 UJ	< 6.5 UJ	< 5.0 UJ	< 270 U	-	< 460 U	< 6.1 UJ	< 5.2 UJ	< 580 U	< 6.2 UJ	< 11 U	< 5.5 U	< 5.3 U	< 7.4 U	< 6.4 U	-
CHLOROETHANE	75-00-3	ug/kg	< 6.7 U	< 6.5 U	< 5.0 U	< 4.9 U	-	< 6.6 U	< 6.1 U	< 5.2 U	< 7.5 U	< 6.2 U	< 11 U	< 5.5 U	< 5.3 U	< 7.4 U	< 6.4 U	-
Chloroform	67-66-3	ug/kg	< 6.7 U	< 6.5 U	< 5.0 U	< 4.9 U	-	< 6.6 U	< 6.1 U	< 5.2 U	< 7.5 U	< 6.2 U	< 11 U	< 5.5 U	< 5.3 U	< 7.4 U	< 6.4 U	-
CHLOROMETHANE	74-87-3	ug/kg	< 6.7 U	< 6.5 U	< 5.0 U	< 4.9 U	-	< 6.6 U	< 6.1 U	< 5.2 U	< 7.5 U	< 6.2 U	< 11 U	< 5.5 U	< 5.3 U	< 7.4 U	< 6.4 U	-
CIS-1,2-DICHLOROETHYLENE	156-59-2	ug/kg	< 6.7 UJ	< 6.5 U	< 5.0 U	< 4.9 U	-	< 6.6 U	< 6.1 U	< 5.2 U	< 7.5 U	< 6.2 U	< 11 U	< 5.5 U	< 5.3 U	< 7.4 U	< 6.4 U	-
cis-1,3-Dichloropropene	10061-01-5	ug/kg	< 6.7 UJ	< 6.5 U	< 5.0 U	< 270 U	-	< 6.6 U	< 6.1 U	< 5.2 U	< 7.5 U	< 6.2 U	< 11 U	< 5.5 U	< 5.3 U	< 7.4 U	< 6.4 U	-
Cyclohexane	110-82-7	ug/kg	< 6.7 UJ	< 6.5 UJ	< 5.0 UJ	< 4.9 U	-	< 6.6 U	< 6.1 U	< 5.2 UJ	< 7.5 U	< 6.2 UJ	< 11 U	< 5.5 U	< 5.3 U	< 7.4 U	< 6.4 U	-
DIBROMOCHLOROMETHANE	124-48-1	ug/kg	< 6.7 U	< 6.5 U	< 5.0 U	< 4.9 U	-	< 6.6 U	< 6.1 U	< 5.2 U	< 7.5 U	< 6.2 U	< 11 U	< 5.5 U	< 5.3 U	< 7.4 U	< 6.4 U	-
Dichlorodifluoromethane	75-71-8	ug/kg	< 6.7 U	< 6.5 U	< 5.0 U	< 4.9 U	-	< 6.6 U	< 6.1 U	< 5.2 U	< 7.5 U	< 6.2 U	< 11 U	< 5.5 U	< 5.3 U	< 7.4 U	< 6.4 U	-
Ethylbenzene	100-41-4	ug/kg	< 6.7 U	< 6.5 U	< 5.0 U	< 4.9 U	-	< 6.6 U	< 6.1 U	< 5.2 U	< 7.5 U	< 6.2 U	< 11 U	< 5.5 U	< 5.3 U	< 7.4 U	< 6.4 U	-
Isopropylbenzene (Cumene)	98-82-8	ug/kg	< 6.7 U	< 6.5 U	< 5.0 U	< 270 U	-	< 460 U	< 6.1 U	< 5.2 U	< 580 U	< 6.2 U	< 900 U	< 5.5 U	< 5.3 U	< 560 U	< 6.4 U	-
m,p-Xylene	179601-23-1	ug/kg	< 6.7 U	< 6.5 U	< 5.0 U	< 4.9 U	-	< 6.6 U	< 6.1 U	< 5.2 U	< 7.5 U	< 6.2 U	< 11 U	< 5.5 U	< 5.3 U	< 7.4 U	< 6.4 U	-
METHYL ACETATE	79-20-9	ug/kg	< 6.7 UJ	< 6.5 UJ	< 5.0 UJ	1000	-	790	< 6.1 U	< 5.2 UJ	710	< 6.2 U	< 11 U	< 5.5 U	< 5.3 U	840 J-	< 6.4 U	-
Methyl Ethyl Ketone (2-Butanone)	78-93-3	ug/kg	< 13 UJ	< 13 U	< 9.9 U	< 9.7 U	-	< 13 U	< 12 U	< 10 U	< 15 U	< 12 U	< 22 U	< 11 U	< 11 U	< 15 U	< 13 U	-
METHYL ISOBUTYL KETONE (4-METHYL-2-PENTANONE)	108-10-1	ug/kg	< 13 UJ	< 13 U	< 9.9 U	< 550 U	-	< 13 U	< 12 U	< 10 U	< 15 U	< 12 U	< 22 U	< 11 U	< 11 U	< 15 U	< 13 U	-
Methylcyclohexane	108-87-2	ug/kg	< 6.7 UJ	< 6.5 UJ	< 5.0 UJ	< 4.9 U	-	< 6.6 U	< 6.1 U	< 5.2 UJ	< 7.5 U	< 6.2 UJ	< 11 U	< 5.5 U	< 5.3 U	< 7.4 U	< 6.4 U	-
Methylene Chloride	75-09-2	ug/kg	< 9.2 UJ	< 9.8 UJ	< 7.6 UJ	< 270 U	-	< 6.6 U	< 8.3 UJ	< 9.6 UJ	< 580 U	15 J	< 11 U	5.4 J	5.7	< 7.4 U	< 6.4 U	-
o-Xylene (1,2-Dimethylbenzene)	95-47-6	ug/kg	< 6.7 U	< 6.5 U	< 5.0 U	< 4.9 U	-	< 6.6 U	< 6.1 U	< 5.2 U	< 7.5 U	< 6.2 U	< 11 U	< 5.5 U	< 5.3 U	< 7.4 U	< 6.4 U	-
Styrene	100-42-5	ug/kg	< 6.7 U	< 6.5 U	< 5.0 U	< 4.9 U	-	< 6.6 U	< 6.1 U	< 5.2 U	< 7.5 U	< 6.2 U	< 11 U	< 5.5 U	< 5.3 U	< 7.4 U	< 6.4 U	-
TERT-BUTYL METHYL ETHER	1634-04-4	ug/kg	< 6.7 UJ	< 6.5 UJ	< 5.0 UJ	< 270 U	-	< 6.6 U	< 6.1 U	< 5.2 UJ	< 7.5 U	< 6.2 U	< 11 U	< 5.5 U	< 5.3 U	< 7.4 U	< 6.4 U	-
Tetrachloroethylene (PCE)	127-18-4	ug/kg	< 6.7 U	< 6.5 U	< 5.0 U	< 4.9 U	-	< 6.6 U	< 6.1 U	< 5.2 U	< 7.5 U	< 6.2 U	< 11 U	< 5.5 U	< 5.3 U	< 7.4 U	< 6.4 U	-
Toluene	108-88-3	ug/kg	< 6.7 U	< 6.5 U	< 5.0 U	< 4.9 U	-	< 6.6 U	< 6.1 U	< 5.2 U	< 7.5 U	< 6.2 U	< 11 U	< 5.5 U	< 5.3 U	< 7.4 U	< 6.4 U	-
Trans-1,2-Dichloroethylene	156-60-5	ug/kg	< 6.7 UJ	< 6.5 U	< 5.0 U	< 4.9 U	-	< 6.6 U	< 6.1 U	< 5.2 U	< 7.5 U	< 6.2 U	< 11 U	< 5.5 U	< 5.3 U	< 7.4 U	< 6.4 U	-
Trans-1,3-Dichloropropene	10061-02-6	ug/kg	< 6.7 UJ	< 6.5 U	< 5.0 U	< 270 U	-	< 6.6 U	< 6.1 U	< 5.2 U	< 7.5 U	< 6.2 U	< 11 U	< 5.5 U	< 5.3 U	< 7.4 U	< 6.4 U	-
Trichloroethylene (TCE)	79-01-6	ug/kg	< 6.7 U	< 6.5 U	< 5.0 U	< 4.9 U	-	< 6.6 U	< 6.1 U	< 5.2 U	< 7.5 U	< 6.2 U	< 11 U	< 5.5 U	< 5.3 U	< 7.4 U	< 6.4 U	-
Trichlorofluoromethane	75-69-4	ug/kg	< 6.7 UJ	< 6.5 UJ	< 5.0 UJ	< 270 U	-	< 6.6 U	< 6.1 U	< 5.2 UJ	< 7.5 U	< 6.2 U	< 11 U	< 5.5 U	< 5.3 U	< 7.4 U	< 6.4 U	-
Vinyl Chloride	75-01-4	ug/kg	< 6.7 U	< 6.5 U	< 5.0 U	< 4.9 U	-	< 6.6 U	< 6.1 U	< 5.2 U	< 7.5 U	< 6.2 U	< 11 U	< 5.5 U	< 5.3 U	< 7.4 U	< 6.4 U	-

Table 12
Phase 2 Reach Floodplain Soil Analytical Results
Phase 2 Data Evaluation Summary Memorandum
Lower Neponset River
Boston and Milton, Massachusetts

			24D-0164 24D-0164-AS 7/16/2024 N 0 - 1 ft	24D-0164 24D-0164-BS 7/16/2024 N 1 - 2 ft	24D-0164 24D-0164-CS 7/16/2024 N 2 - 2.5 ft	24D-0165 24D-0165-AS 7/16/2024 N 0 - 1 ft	24D-0165 24D-0165-BS 7/16/2024 N 1 - 1.5 ft	24D-0166 24D-0166-AS 7/16/2024 N 0 - 1 ft	24D-0166 24D-0166-BS 7/16/2024 N 1 - 2 ft	24D-0166 24D-0166-CS 7/16/2024 N 2 - 2.6 ft	24D-0167 24D-0167-AS 7/16/2024 N 0 - 1 ft	24D-0167 24D-0167-BS 7/16/2024 N 1 - 2 ft	24D-0168 24D-0168-AS 6/13/2024 N 0 - 1 ft	24D-0168 24D-0168-BS 6/13/2024 N 1 - 2 ft	24D-0168 24D-0168-CS 6/13/2024 N 2 - 2.6 ft	24D-0169 24D-0169-AS 6/13/2024 N 0 - 1 ft	24D-0169 24D-0169-BS 6/13/2024 N 1 - 2 ft	24D-0169 24D-0169-CS 6/13/2024 N 2 - 2.4 ft
Analyte	CAS Number	Units																
TCL SVOCs																		
1,2,4,5-TETRACHLOROBENZENE	95-94-3	ug/kg	< 270 U	< 250 U	< 200 U	< 180 U	< 180 U	< 260 U	< 240 U	< 200 U	< 300 U	< 240 U	< 380 U	< 200 U	< 190 U	< 270 U	< 230 U	< 210 U
1,4-Dioxane (P-Dioxane)	123-91-1	ug/kg	< 100 U	< 98 U	< 77 U	< 70 U	< 70 U	< 100 U	< 93 U	< 78 U	< 120 U	< 93 U	< 150 U	< 80 U	< 73 U	< 110 U	< 92 U	< 81 U
1-Methylnaphthalene	90-12-0	ug/kg	12	1.3 J	< 3.8 U	1.1 J	< 3.5 U	8.6	3.0 J	< 3.9 U	11	3.2 J	6.9 J	< 3.9 U	< 3.6 U	3.5 J	< 4.5 U	< 4.0 U
2,3,4,6-TETRACHLOROPHENOL	58-90-2	ug/kg	< 270 U	< 250 U	< 200 U	< 180 U	< 180 U	< 260 U	< 240 U	< 200 U	< 300 U	< 240 U	< 380 U	< 200 U	< 190 U	< 270 U	< 230 U	< 210 U
2,4,5-TRICHLOROPHENOL	95-95-4	ug/kg	R	R	R	R	< 180 U	R	R	R	R	R	< 380 U	< 200 U	< 190 U	< 270 U	< 230 U	< 210 U
2,4,6-TRICHLOROPHENOL	88-06-2	ug/kg	R	R	R	R	< 180 U	R	R	R	R	R	< 380 U	< 200 U	< 190 U	< 270 U	< 230 U	< 210 U
2,4-DICHLOROPHENOL	120-83-2	ug/kg	R	R	R	R	< 180 U	R	R	R	R	R	< 380 U	< 200 U	< 190 U	< 270 U	< 230 U	< 210 U
2,4-DIMETHYLPHENOL	105-67-9	ug/kg	< 270 U	< 250 U	< 200 U	< 180 U	< 180 U	< 260 U	< 240 U	< 200 U	< 300 U	< 240 U	< 380 U	< 200 U	< 190 U	< 270 U	< 230 U	< 210 U
2,4-DINITROPHENOL	51-28-5	ug/kg	< 520 U	< 480 U	< 380 U	< 350 U	< 350 U	< 500 U	< 460 U	< 390 U	< 590 U	< 460 U	< 730 U	< 390 U	< 360 U	< 520 U	< 450 U	< 400 U
2,4-DINITROTOLUENE	121-14-2	ug/kg	R	R	R	R	< 180 U	R	R	R	R	R	< 380 U	< 200 U	< 190 U	< 270 U	< 230 U	< 210 U
2,6-DINITROTOLUENE	606-20-2	ug/kg	< 270 U	< 250 U	< 200 U	< 180 U	< 180 U	< 260 U	< 240 U	< 200 U	< 300 U	< 240 U	< 380 U	< 200 U	< 190 U	< 270 U	< 230 U	< 210 U
2-CHLORONAPHTHALENE	91-58-7	ug/kg	< 270 U	< 250 U	< 200 U	< 180 U	< 180 U	< 260 U	< 240 U	< 200 U	< 300 U	< 240 U	< 380 U	< 200 U	< 190 U	< 270 U	< 230 U	< 210 U
2-CHLOROPHENOL	95-57-8	ug/kg	R	R	R	R	< 180 U	R	R	R	R	R	< 380 U	< 200 U	< 190 U	< 270 U	< 230 U	< 210 U
2-Methylnaphthalene	91-57-6	ug/kg	14	1.5 J	0.81 J	1.7 J	< 3.5 U	10	3.6 J	< 3.9 U	14	3.7 J	9.1 EB	< 3.9 U	< 3.6 U	5.6 EB	< 4.5 U	< 4.0 U
2-METHYLPHENOL (O-CRESOL)	95-48-7	ug/kg	< 520 U	< 480 U	< 380 U	< 350 U	< 350 U	< 500 U	< 460 U	< 390 U	< 590 U	< 460 U	< 730 U	< 390 U	< 360 U	< 520 U	< 450 U	< 400 U
2-NITROANILINE	88-74-4	ug/kg	< 270 U	< 250 U	< 200 U	< 180 U	< 180 U	< 260 U	< 240 U	< 200 U	< 300 U	< 240 U	< 380 U	< 200 U	< 190 U	< 270 U	< 230 U	< 210 U
2-NITROPHENOL	88-75-5	ug/kg	R	R	R	R	< 180 U	R	R	R	R	R	< 380 U	< 200 U	< 190 U	< 270 U	< 230 U	< 210 U
3,3'-DICHLOROBENZIDINE	91-94-1	ug/kg	< 520 U	< 480 U	< 380 U	< 350 U	< 350 U	< 500 U	< 460 U	< 390 U	< 590 U	< 460 U	< 730 U	< 390 U	< 360 U	< 520 U	< 450 U	< 400 U
3-NITROANILINE	99-09-2	ug/kg	< 520 U	< 480 U	< 380 U	< 350 U	< 350 U	< 500 U	< 460 U	< 390 U	< 590 U	< 460 U	< 730 U	< 390 U	< 360 U	< 520 U	< 450 U	< 400 U
4,6-DINITRO-2-METHYLPHENOL	534-52-1	ug/kg	< 520 U	< 480 U	< 380 U	< 350 U	< 350 U	< 500 U	< 460 U	< 390 U	< 590 U	< 460 U	< 730 U	< 390 U	< 360 U	< 520 U	< 450 U	< 400 U
4-BROMOPHENYL PHENYL ETHER	101-55-3	ug/kg	< 270 U	< 250 U	< 200 U	< 180 U	< 180 U	< 260 U	< 240 U	< 200 U	< 300 U	< 240 U	< 380 U	< 200 U	< 190 U	< 270 U	< 230 U	< 210 U
4-CHLORO-3-METHYLPHENOL	59-50-7	ug/kg	R	R	R	R	< 180 U	R	R	R	R	R	< 380 U	< 200 U	< 190 U	< 270 U	< 230 U	< 210 U
4-CHLOROANILINE	106-47-8	ug/kg	< 520 U	< 480 U	< 380 U	< 350 U	< 350 U	< 500 U	< 460 U	< 390 U	< 590 U	< 460 U	< 730 U	< 390 U	< 360 U	< 520 U	< 450 U	< 400 U
4-CHLOROPHENYL PHENYL ETHER	7005-72-3	ug/kg	< 270 U	< 250 U	< 200 U	< 180 U	< 180 U	< 260 U	< 240 U	< 200 U	< 300 U	< 240 U	< 380 U	< 200 U	< 190 U	< 270 U	< 230 U	< 210 U
4-METHYLPHENOL (P-CRESOL)	106-44-5	ug/kg	< 520 U	< 480 U	< 380 U	< 350 U	< 350 U	< 500 U	< 460 U	< 390 U	< 590 U	< 460 U	< 730 U	< 390 U	< 360 U	< 520 U	< 450 U	< 400 U
4-Nitroaniline	100-01-6	ug/kg	< 520 U	< 480 U	< 380 U	< 350 U	< 350 U	< 500 U	< 460 U	< 390 U	< 590 U	< 460 U	< 730 U	< 390 U	< 360 U	< 520 U	< 450 U	< 400 U
4-NITROPHENOL	100-02-7	ug/kg	R	R	R	R	< 350 U	R	R	R	R	R	< 730 U	< 390 U	< 360 U	< 520 U	< 450 U	< 400 U
Acenaphthene	83-32-9	ug/kg	100 J	5.7 J	1.3 J	3.1 J	0.98 J	36 J	14 J	2.9 J	57 J	12 J	34	< 3.9 U	< 3.6 U	11	1.1 J	< 4.0 U
ACENAPHTHYLENE	208-96-8	ug/kg	55	18	3.3 J	4.9	3.2 J	19	9.7	3.0 J	29	4.2 J	27	0.96 J	< 3.6 U	13	1.9 J	< 4.0 U
Acetophenone	98-86-2	ug/kg	< 520 U	< 480 U	< 380 U	< 350 U	< 350 U	< 500 U	< 460 U	< 390 U	< 590 U	< 460 U	< 730 U	< 390 U	< 360 U	< 520 U	< 450 U	< 400 U
ANTHRACENE	120-12-7	ug/kg	300	24	4.1	7.0	3.4 J	100	20	8.1	130	16	94	2.2 J	< 3.6 U	36	4.4 J	< 4.0 U
ATRAZINE	1912-24-9	ug/kg	< 520 U	< 480 U	< 380 U	< 350 U	< 350 U	< 500 U	< 460 U	< 390 U	< 590 U	< 460 U	< 730 U	< 390 U	< 360 U	< 520 U	< 450 U	< 400 U
BENZALDEHYDE	100-52-7	ug/kg	< 520 U	< 480 U	< 380 U	< 350 U	< 350 U	< 500 U	< 460 U	< 390 U	< 590 U	< 460 U	< 730 U	< 390 U	< 360 U	< 520 U	< 450 U	< 400 U
BENZO(A)ANTHRACENE	56-55-3	ug/kg	620 J-	85	16	25	17	340	78	22	450	54	510	7.1	2.9 J	210	15	2.4 J
BENZO(A)PYRENE	50-32-8	ug/kg	290 J-	57	19	34	21	210	100	24	330	58	400	7.7	3.2 J	130	19	2.5 J
Benzo(B)Fluoranthene	205-99-2	ug/kg	720 J+	130	23	44	35	400	130	31	610 J+	62	820	7.7 J	3.5 J	240 J	20 J	2.9 J
Benzo(G,H,I)Perylene	191-24-2	ug/kg	39	5.7	9.3	24	15	23	52	13	26	31	36	4.6	2.3 J	15	13	1.7 J
Benzo(K)Fluoranthene	207-08-9	ug/kg	300	38	8.1	15	10	150	34	9.7	190	23	240	3.0 J	1.5 J	77	8.0	1.0 J
BENZYL BUTYL PHTHALATE	85-68-7	ug/kg	< 270 U	< 250 U	< 200 U	< 180 U	< 180 U	< 260 U	< 240 U	< 200 U	< 300 U	< 240 U	< 380 U	< 200 U	< 190 U	< 270 U	< 230 U	< 210 U
BIPHENYL (DIPHENYL)	92-52-4	ug/kg	< 270 U	< 250 U	< 200 U	< 180 U	< 180 U	< 260 U	< 240 U	< 200 U	< 300 U	< 240 U	< 380 U	< 200 U	< 190 U	< 270 U	< 230 U	< 210 U
BIS(2-CHLOROETHOXY) METHANE	111-91-1	ug/kg	R	R	R	R	< 180 UJ	R	R	R	R	R	< 380 U	< 200 U	< 190 U	< 270 U	< 230 U	< 210 U
BIS(2-CHLOROETHYL) ETHER (2-CHLOROETHYL ETHER)	111-44-4	ug/kg	R	R	R	R	< 350 U	R	R	R	R	R	< 730 U	< 390 U	< 360 U	< 520 U	< 450 U	< 400 U
BIS(2-CHLOROISOPROPYL) ETHER	108-60-1	ug/kg	< 520 U	< 480 U	< 380 U	< 350 U	< 350 U	< 500 U	< 460 U	< 390 U	< 590 U	< 460 U	< 730 U	< 390 U	< 360 U	< 520 U	< 450 U	< 400 U
BIS(2-ETHYLHEXYL) PHTHALATE	117-81-7	ug/kg	R	R	R	R	< 180 U	260 J-	R	R	230 J-	R	280 J	< 200 U	< 190 U	< 270 U	< 230 U	< 210 U
Caprolactam	105-60-2	ug/kg	< 520 U	< 480 U	< 380 U	< 350 U	< 350 U	< 500 U	< 460 U	< 390 U	< 590 U	< 460 U	< 730 U	< 390 U	< 360 U	< 520 U	< 450 U	< 400 U
CARBAZOLE	86-74-8	ug/kg	110 J	< 480 U	< 380 U	< 350 U	< 350 U	< 500 U	< 460 U	< 390 U	69 J	< 460 U	< 730 U	< 390 U	< 360 U	< 520 U	< 450 U	< 400 U
CHRYSENE	218-01-9	ug/kg	660 J-	74	18	32	15	360	65	17	480 J-	53	620	5.8	2.6 J	220	16	2.1 J
DIBENZ(A,H)ANTHRACENE	53-70-3	ug/kg	110	13	2.7 J	6.6	3.7	56	12	3.1 J	75	8.8	81	1.2 J	< 3.6 U	32	3.1 J	< 4.0 U
Dibenzofuran	132-64-9	ug/kg	R	R	R	R	< 180 U	R	R	R	R	R	< 380 U	< 200 U	< 190 U	< 270 U	< 230 U	< 210 U
Diethyl Phthalate	84-66-2	ug/kg	< 270 U	< 250 U	< 200 U	< 180 U	< 180 U	< 260 U	< 240 U	< 200 U	< 300 U	< 240 U	< 380 U	< 200 U	< 190 U	< 270 U	< 230 U	< 210 U
DIMETHYL PHTHALATE	131-11-3	ug/kg	< 270 U	< 250 U	< 200 U	< 180 U	< 180 U	< 260 U	< 240 U	< 200 U	< 300 U	< 240 U	< 380 U	< 200 U	< 190 U	< 270 U	< 230 U	< 210 U
Di-N-Butyl Phthalate	84-74-2	ug/kg	< 270 U	< 250 U	< 200 U	< 180 U	< 180 U	< 260 U	< 240 U	< 200 U	< 300 U	< 240 U	< 380 U	< 200 U	< 190 U	< 270 U	< 230 U	< 210 U
DI-N-OCTYLPHTHALATE	117-84-0	ug/kg	< 520 U	< 480 U	< 380 U	< 350 U	< 350 U	< 500 U	< 460 U	< 390 U	< 590 U	< 460 U	< 730 U	< 390 U	< 360 U	< 520 U	< 450 U	< 400 U
FLUORANTHENE	206-44-0	ug/kg	1700 J-	250	43	74	38	530 J-	220	44	960 J-	140	1400	14	5.3	440	35	4.3
FLUORENE	86-73-7	ug/kg	120	9.4	1.8 J	3.2 J	1.2 J	36	15	3.4 J	52	9.0	31	< 3.9 U	< 3.6 U	11	1.1 J	< 4.0 U
HEXACHLOROBENZENE	118-74-1	ug/kg	< 270 U	< 250 U	< 200 U	< 180 U	< 180 U	< 260 U	< 240 U	< 200 U	< 300 U	< 240 U	< 380 U	< 200 U	< 190 U	< 270 U	< 230 U	< 210 U
Hexachlorobutadiene	87-68-3	ug/kg	< 270 U	< 250 U	< 200 U	< 180 U	< 180 U	< 260 U	< 240 U	< 200 U	< 300 U	< 240 U	< 380 U	< 200 U	< 190 U	< 270 U	< 230 U	< 210 U
HEXACHLOROCYCLOPENTADIENE	77-47-4	ug/kg	< 520 U	< 480 U	< 380 U	< 350 U	< 350 U	< 500 U	< 460 U	< 390 U	< 590 U	< 460 U	< 730 U	< 390 U	< 360 U	< 520 U	< 450 U	< 400 U
HEXACHLOROETHANE	67-72-1	ug/kg	< 270 U	< 250 U	< 200 U	< 180 U	< 180 U	< 260 U	< 240 U	< 200 U	< 300 U	< 240 U	< 380 U	< 200 U	< 190 U	< 270 U	< 230 U	< 210 U
INDENO(1,2,3-C,D)PYRENE	193-39-5	ug/kg	240	32	7.9	21	12	100	42	10	190	27	260	3.7 J	1.8 J	75	10	1.4 J
ISOPHORONE	78-59-1	ug/kg	< 270 U	< 250 U	< 200 U	< 180 U	< 180 U	< 260 U	< 240 U	< 200 U	< 300 U	< 240 U	< 380 U	< 200 U	< 190 U	< 270 U	< 230 U	< 210 U
Naphthalene	91-20-3	ug/kg	20 EB	2.9 JEB	1.1 JEB	2.7 JEB	1.2 JEB	19 EB	6.8 EB	1.1 JEB	25 EB	5.2 EB	20 EB	< 3.9 U	< 3.6 U	12 EB	1.4 JEB	< 4.0 U
NITROBENZENE	98-95-3	ug/kg	< 270 U	< 250 U	< 200 U	< 180 U	< 180 U	< 260 U	< 240 U	< 200 U	< 300 U	< 240 U	< 380 U	< 200 U	< 190 U	< 270 U	< 230 U	< 210 U
N-NITROSODI-N-PROPYLAMINE	621-64-7	ug/kg	< 270 U	< 250 U	< 200 U	< 180 U	< 180 U	< 260 U	< 240 U	< 200 U	< 300 U	< 240 U	< 380 U	< 200 U	< 190 U	< 270 U	< 230 U	< 210 U
N-NITROSODIPHENYLAMINE	86-30-6	ug/kg	< 270 U	< 250 U	< 200 U	< 180 U	< 180 U	< 260 U	< 240 U	< 200 U	< 300 U	< 240 U	< 380 U	< 200 U	< 190 U	< 270 U	< 230 U	< 210 U
PENTACHLOROPHENOL	87-86-5	ug/kg	< 11 U	< 9.8 U	< 7.8 U	< 7.1 U	< 7.0 U	< 10 U	< 9.3 U	< 7.9 U	< 12 U	< 9.4 U	< 15 U	< 8.0 U	< 7.3 U	< 11 U	< 9.2 U	< 8.2 U
PHENANTHRENE	85-01-8	ug/kg	1200 J+	120	20	36	16	410 J+	160	31	630 J+	110	560	7.7	2.7 J	230	18	2.1 J
PHENOL	108-95-2	ug/kg	R	R	R	R	< 350 U	R	R	R	R	R	< 730 U	< 390 U	< 360 U	< 520 U	< 450 U	< 400 U
PYRENE	129-00-0	ug/kg	1000 J-	160	37	54	33 J	380 J-	180	38	730 J-	140	920	13	4.7	320	31	4.2

Table 12
Phase 2 Reach Floodplain Soil Analytical Results
Phase 2 Data Evaluation Summary Memorandum
Lower Neponset River
Boston and Milton, Massachusetts

Analyte	CAS Number	Units	24D-0170 24D-0170-AS 6/13/2024 N 0 - 1 ft	24D-0170 24D-0170-BS 6/13/2024 N 1 - 1.6 ft	24D-0171 24D-0171-AD 6/17/2024 FD 0 - 1 ft	24D-0171 24D-0171-AS 6/17/2024 N 0 - 1 ft	24D-0171 24D-0171-BS 6/17/2024 N 1 - 2 ft	24D-0171 24D-0171-CS 6/17/2024 N 2 - 2.6 ft	24D-0172 24D-0172-AS 6/17/2024 N 0 - 1 ft	24D-0172 24D-0172-BS 6/17/2024 N 1 - 2 ft	24D-0172 24D-0172-CS 6/17/2024 N 2 - 3 ft	24D-0173 24D-0173-AS 6/17/2024 N 0 - 1 ft	24D-0173 24D-0173-BS 6/17/2024 N 1 - 2 ft	24D-0173 24D-0173-CS 6/17/2024 N 2 - 3 ft	24D-0174 24D-0174-AS 6/17/2024 N 0 - 1 ft	24D-0174 24D-0174-BS 6/17/2024 N 1 - 2 ft	24D-0174 24D-0174-CS 6/17/2024 N 2 - 2.5 ft	24D-0175 24D-0175-AS 6/17/2024 N 0 - 1 ft
PCDD/F																		
1,2,3,4,6,7,8-HpCDD	35822-46-9	pg/g	254	26.4	1310 EB	1520 EB	771 EB	218 EB	2360 EB	3860 EB	1410 EB	2150 EB	1090 EB	1240 EB	1750 EB	135 EB	52.7 EB	1490 EB
1,2,3,4,6,7,8-HpCDF	67562-39-4	pg/g	109	13.6 JN	680 EB	739 EB	502 EB	132 EB	1190 EB	1960 EB	487 EB	1160 EB	618 EB	708 EB	1340 EB	130 EB	58.9 JEB	1080 EB
1,2,3,4,7,8,9-HpCDF	55673-89-7	pg/g	3.78	< 0.624 U	24.4	26.7	14.3	3.77	40.7	55.1	22.6	41	22.7	19.3	29.4	3.46	< 2.84 UJ	26.5
1,2,3,4,7,8-HxCDD	39227-28-6	pg/g	2.36 J	< 0.468 U	11.6	13.7	7.31	2.03 JN	20.8	31	10.5	26.2	11.4	11.4	16.5	2 J	< 1.34 U	13.7
1,2,3,4,7,8-HxCDF	70648-26-9	pg/g	6.95 J	1.04 J	49.6	56.4	23.5	4.82	67.1	126	33.6	74.5	39.5	35.1	55.2	10.1	3.4	59.6
1,2,3,6,7,8-HxCDD	57653-85-7	pg/g	12.4	1.58 JN	70.8	78.6	47.3	12.3	123	197	70.5	102	59.1	73.1	110	11.3	3.87 JN	87.5
1,2,3,6,7,8-HxCDF	57117-44-9	pg/g	3.54	0.577 JN	24.1 J	28.8 J	11.9 J	2.74 J	38.7 J	61.1 J	19.7 J	44.5 J	22.7 J	21.9 J	28.8 J	4.96 J	2.31 J	28.5 J
1,2,3,7,8,9-HxCDD	19408-74-3	pg/g	5.32 JN	0.739 JN	31.7	36.8	22.1	5.77	56	92.9	31.5	62.2	35.6	33.6	53.7	5.19	< 3.06 UJ	44.9
1,2,3,7,8,9-HxCDF	72918-21-9	pg/g	< 0.957 U	< 0.493 U	< 0.307 U	< 0.311 U	< 0.264 U	< 0.207 U	< 0.212 U	< 1.02 U	< 0.386 U	< 0.409 U	< 2.34 U	< 0.723 U	< 0.435 U	< 0.376 U	< 1.95 U	< 1.05 U
1,2,3,7,8-PeCDD	40321-76-4	pg/g	< 0.675 UJ	< 0.496 UJ	5.38 JN	6.91 JN	4.32 J	1.17 J	9.82 J	15.6 J	5.21 J	11.3 J	5.7 J	6.72 J	9.19 J	1.23 J	< 1.47 UJ	7.37 JN
1,2,3,7,8-PeCDF	57117-41-6	pg/g	2.36 J	< 0.309 U	10.9	13	4.92	0.894 J	9.16	17.8	6.16	8.69	6.01 JN	7.49	25.7	10.7	2.48	13.1
2,3,4,6,7,8-HxCDF	60851-34-5	pg/g	4.74	0.843 J	28.8	34.5	18.7	4.59	38.7	66.3	23.7	44	34.2	29.1	44.9	5.84	< 1.99 U	40.9
2,3,4,7,8-PeCDF	57117-31-4	pg/g	6.92 J+	< 0.379 U	67.5 J	77.3 J	30.9 J	6.18 J	37.4 J	68.9 J	43.7 J	37.5 J	33.9 J	46.5 J	66.5 J	12.8 J+	4.33 J+	43.9 J
2,3,7,8-TCDD	1746-01-6	pg/g	< 0.978 UJ	< 0.899 UJ	2.33 J	2.72 J	1.49 J	0.487 J	2.71 J	4.82 J	3.73 J	2.89 J	1.97 JN	2.6 J	3.13 JN	0.646 JN	< 1.31 UJ	3.04 J
2,3,7,8-TCDF	51207-31-9	pg/g	3.52 JN	< 0.623 UJ	22.8 J	25.8 J	11.9 J	2.18 J	16.9 J	33.3 J	16.6 J	16.3 J	15.2 J	20.4 J	73.8 J	36.5 J	8.49 J	39 J
OCDD	3268-87-9	pg/g	1750	203	9980 JEB	12600 JEB	5400 EB	1800 EB	13500 JEB	26500 JEB	12400 JEB	14800 JEB	7380 J-EB	7940 EB	11800 JEB	739 EB	391 J-EB	9070 EB
OCDF	39001-02-0	pg/g	136	14.2 JN	734	821	454	143	1700	2030	637	1500	644	688	1140	84.8	34.1 J-	896
Total HpCDD	RA_Total_HpCDD	pg/g	471	52.2	2291	2750	1336	401	4000	6830	2790	3960	2025	2157	3330	242	92.7	2640
Total HpCDF	RA_Total_HpCDF	pg/g	237.13	27.4	1379	1511.5	1026.26	283.32	2783.2	3814.2	1175.15	2245.9	1273.9	1536.2	2789	252.19	106.2	2204.2
Total HxCDD	RA_Total_HxCDD	pg/g	81.11	8.259	418.18	473.57	282.87	78.246	682.08	1158.9	455.85	686.57	407.9	479.37	713.7	74.042	27.31	598.16
Total HxCDF	RA_Total_HxCDF	pg/g	98.52	11.426	601.323	667.32	395.21	98.214	889.72	1569.13	513.61	948.16	594.13	646.04	1017.17	110.415	46.17	919.56
Total PeCDD	RA_Total_PeCDD	pg/g	8.78 U	< 0.496 U	51.98	59.34	36.489	8.675	84.81	145.26	68.718	92.8	72.22	76.3	96.42	13.142	7.25 U	91.331
Total PeCDF	RA_Total_PeCDF	pg/g	64.85	5.015 U	417.546	491.91	213.905	42.566	348.924	674.51	327.331	359.02	318.81	353.14	569.418	90.547	33.14	448.84
Total TCDD	RA_Total_TCDD	pg/g	2.86 U	< 0.899 U	18.635	21.833	9.132	1.615	38.085	57.31	43.13	33.52	26.38	31.158	26.346	9.96	15.89 U	30.34
Total TCDF	RA_Total_TCDF	pg/g	51.986	< 0.623 U	527.62	642.95	200.01	34.696	302.701	572.83	411.35	285.76	307.53	347.83	394.3	130.966	56.186	358.95
Total PCDD/F TEQ (Bird)	RA-TEQ-B-DF	pg/g	14.5434	0.51982	123.2334	141.6701	64.0799	13.8929	106.253	189.414	89.7457	109.499	80.0314	99.6158	192.113	56.61998	14.36191	127.1216
Total PCDD/F TEQ (Fish)	RA-TEQ-F-DF	pg/g	8.2046	0.45331	69.6454	80.7131	38.3794	9.0814	75.36	128.028	53.7077	81.0215	50.2669	58.7173	90.06	15.44288	4.00741	69.5906
Total PCDD/F TEQ (Mammal)	RA-TEQ-M-DF	pg/g	0.94306	75.5852	87.5533	44.1278	11.10142	100.6118	169.694	65.9519	101.0707	59.5045	68.2161	106.407	16.55774	4.42393	84.3378	4.60889
PCB Congeners																		
PCB-001	2051-60-7	ng/g	6.28 J	0.376 J	11	14.7	2.49	< 0.0314 U	83.6 J	23.8	341 J	54.8 J	55.4 J	101 J	0.528	< 0.0339 U	< 0.0337 U	7.27
PCB-002	2051-61-8	ng/g	< 0.0471 U	< 0.0434 U	< 0.0458 U	< 0.0447 U	< 0.0465 U	< 0.044 U	1.29	< 0.0475 U	152 J	1.26	3.3	21.5	< 0.0478 U	< 0.0475 U	< 0.0473 U	< 0.0472 U
PCB-003	2051-62-9	ng/g	2.81 J	< 0.0446 UJ	6.12	9.37	< 0.0478 U	< 0.0453 U	36.6	17	624 J	26.9	32.7	210 J	0.832	< 0.0489 U	< 0.0486 U	5.15
PCB-004/010	PCB-4/10	ng/g	14.6	1.56	47.3 J	72.3 J	11.6	2.45	127 J	76.9 J	2370 J	121 J	419 J	846 J	3.48	< 0.0854 U	< 0.0849 U	20.9
PCB-005/008	PCB-5/8	ng/g	15.5 J	1.45 J	56.7 J	79.1 J	16.4	1.82	122 J	94.4 J	1360 J	98 J	247 J	863 J	5.24	0.258	< 0.0781 U	28.9
PCB-006	25569-80-6	ng/g	3.32 J	0.312 J	13.5	18.6	3.79	0.466	22.7	17.9	1980 J	24.5	89.3 J	545 J	2.69	< 0.046 U	< 0.0457 U	5.79
PCB-007/009	PCB-7/9	ng/g	0.675	< 0.0788 U	3.37	4.82	0.927	< 0.08 U	4.39	3.67	198 J	3.53	9.47	45.3 J	0.469	< 0.0864 U	< 0.0859 U	1.39
PCB-011	2050-67-1	ng/g	0.615 J	< 0.041 UJ	4.35	6.22	1.23	< 0.0416 U	5.23	3.39	87.8 J	4.47	9.03	30	0.365	< 0.045 U	< 0.0447 U	1.12
PCB-012/013	PCB-12/13	ng/g	1.94 J	< 0.102 UJ	20.6	28.8	4.48	< 0.103 U	15.7	11.3	367 J	13.3	37.5	140 J	0.89	< 0.112 U	< 0.111 U	4.09
PCB-014	34883-41-5	ng/g	< 0.0436 U	< 0.0401 U	< 0.0424 U	< 0.0413 U	< 0.043 U	< 0.0407 U	< 0.0441 U	< 0.0439 U	1.27	< 0.0436 U	< 0.0427 U	< 0.0441 U	< 0.0442 U	< 0.044 U	< 0.0437 U	< 0.0437 U
PCB-015	2050-68-2	ng/g	16.9 J	1.43 J	449 J	566 J	103 J	14.8	109 J	103 J	1140 J	106 J	283 J	1090 J	9.92	0.59	< 0.0402 U	50.2 J
PCB-016/032	PCB-16/32	ng/g	6.76	0.938	453 J	541 J	138 J	19.3	70.8 J	86 J	2980 J	100 J	300 J	1470 J	7.72	0.65	< 0.116 U	54 J
PCB-017	37680-66-3	ng/g	6.78	0.938	107 J	141 J	27.4	3.69	46.2 J	56 J	1710 J	63.5 J	224 J	1140 J	3.96	< 0.0541 U	< 0.0537 U	18.9
PCB-018	37680-65-2	ng/g	4.01 J	0.541 J	143 JEB	188 JEB	37.9 EB	5.37 EB	26.5 EB	23.8 EB	3490 JEB	40.1 JEB	159 JEB	1250 JEB	7.85 EB	0.447 EB	< 0.062 U	22 EB
PCB-019	38444-73-4	ng/g	2.76	0.426	54.6 J	71.4 J	16.9 J	2.25 J	31.7 J	33.3 J	790 J	46.1 J	139 J	395 J	1.52 J	< 0.0426 UJ	< 0.0424 UJ	11.6 J
PCB-020/021/033	PCB-20/21/33	ng/g	2.3 J	< 0.128 UJ	133 J	154 J	37.5	5.03	12.1	10.5	305 J	16.2	41.6 J	195 J	13.5	< 0.14 U	< 0.139 U	18
PCB-022	38444-85-8	ng/g	2.5 J	0.299 J	433 J	550 J	123 J	16.9	12.1	9.69	904 J	15.5	51.8 J	333 J	5.22	< 0.0466 U	< 0.0463 U	12.3
PCB-023/034	PCB-23/34	ng/g	< 0.0813 U	< 0.0749 U	6.43	8.43	1.83	< 0.076 U	1.7	1.64	60 J	1.72	4.21	24.1	< 0.0825 U	< 0.0821 U	< 0.0816 U	< 0.0814 U
PCB-024/027	PCB-24/27	ng/g	1.73	0.253	111 J	133 J	29.9	4.17	23.2	18.3	396 J	33.6	71 J	230 J	1.05	< 0.0945 U	< 0.094 U	7.67
PCB-025	55712-37-3	ng/g	3.36 J	0.367 J	162 J	214 J	37.6	5.57	27.2	23.2	1200 J	33.6	103 J	629 J	2.09	< 0.0466 U	< 0.0463 U	9.83
PCB-026	38444-81-4	ng/g	4.55 J	0.465 J	309 J	394 J	73.5 J	10.4	43.4 J	35.5	2800 J	58.4 J	167 J	1110 J	4.36	< 0.0381 U	< 0.0379 U	20.3
PCB-028	7012-37-5	ng/g	18.7 J	1.84 J	3380 JEB	4320 JEB	909 JEB	128 JEB	80.3 JEB	78.1 JEB	988 JEB	91 JEB	253 JEB	387 JEB	22.1 EB	1.95 EB	1.19 EB	83.9 JEB
PCB-029	15862-07-4	ng/g	< 0.0571 U	< 0.0525 U	0.786	1.03	< 0.0563 U	< 0.0533 U	< 0.0577 U	< 0.0575 U	0.963	< 0.0571 U	< 0.0559 U	< 0.0577 U	< 0.0579 U	< 0.0576 U	< 0.0573 U	< 0.0572 U
PCB-030	35693-92-6	ng/g	< 0.0569 U	< 0.0524 U	0.336	0.392	< 0.0561 U	< 0.0531 U	< 0.0575 U	< 0.0573 U	1.84	< 0.0569 U	< 0.0557 U	0.727	< 0.0577 U	< 0.0574 U	< 0.0571 U	< 0.057 U
PCB-031	16606-02-3	ng/g	13.1 J	< 0.0498 UJ	611 JEB	804 JEB	135 JEB	20.3 EB	89.5 JEB	67 JEB	4080 JEB	98.9 JEB	293 JEB	1730 JEB	17.3 EB	1.17 EB	0.61 EB	55.1 JEB
PCB-035	37680-69-6	ng/g	< 0.0534 U	< 0.0491 U	18 J+	23 J+	4.54 J+	< 0.0499 U	2.6 J+	< 0.0538 U	< 0.0543 U	< 0.0534 U	5.53 J+	22.4 J+	< 0.0542 U	< 0.0539 U	< 0.0536 U	3.72 J+
PCB-036	38444-87-0	ng/g	< 0.0422 U	< 0.0389 U	< 0.041 U	< 0.04 U	< 0.0416 U	< 0.0394 U	< 0.0427 U	< 0.0426 U	< 0.043 U	< 0.0422 U	< 0.0414 U	< 0.0427 U	< 0.0428 U	< 0.0426 U	< 0.0424 U	< 0.0423 U
PCB-037	38444-90-5	ng/g	9.85 J	0.846 J	707 J	807 J	184 J	24.9	22.8	22.5	248 J	23.4	63.8 J	303 J	16.3	1.69	< 0.0498 U	41.4 J
PCB-038	53555-66-1	ng/g	< 0.0634 UJ	< 0.0583 UJ	< 0.0615 U	< 0.0601 U	< 0.0625 U	< 0.0592 U	< 0.064 U	< 0.0638 U	< 0.0645 U	< 0.0633 U	< 0.0621 U	< 0.0641 U	< 0.0643 U	< 0.0639 U	< 0.0636 U	< 0.0634 U
PCB-039	38444-88-1	ng/g	< 0.0409 U	< 0.0376 U	3.94	4.92	< 0.0403 U	< 0.0382 U	1.35	< 0.0412 U	12.1	0.95	1.59	7	< 0.0415 U	< 0.0412 U	< 0.041 U	< 0.0409 U
PCB-040	38444-93-8	ng/g	1.27	< 0.0452 U	198 J	194 J	47.6 J	6.55	5.08	6.13	169 J	9.37	28.9	76.4 J	7.4	0.624	< 0.0492 U	24
PCB-041/064	PCB-41/64	ng/g	5.32	0.631	957 J	1050 J	269 J	39.6 J	59.3 J	58.6 J	487 J	56.5 J	109 J	299 J	29.5	2.87	0.906	114 J
PCB-042	36559-22-5	ng/g	3.41	< 0.0948 U	594 J	645 J	167 J	23.3	28.4	30.8	613 J	43.3 J	87.5 J	345 J	13.5	1.29	0.47	81.7 J
PCB-043/049	PCB-43/49	ng/g	19.5	2.25	2040 JEB	2370 JEB	607 JEB	84.1 JEB	224 JEB	172 JEB	2460 JEB	213 JEB	329 JEB	1280 JEB	47.7 JEB	4.39 EB	1.72 EB	264 JEB
PCB-044	41464-39-5	ng/g	8.86 J	1.06 J	1540 JEB	1680 JEB	441 JEB	60.9 JEB	49.6 JEB	57.5 JEB	1230 JEB	81.5 JEB	204 JEB	697 JEB	32.2 EB	3.82 EB	1.16 EB	210 JEB
PCB-045	70362-45-7	ng/g	1.06 J	< 0.0387 UJ	225 J	232 J	59.7 J	8.32	7.46	14	160 J	15	36.5	71.7 J	5.02	0.577	< 0.0422 U	42.1 J
PCB-046	41464-47-5	ng/g	< 0.0469 U	< 0.0432 U	63 J	61.4 J	16	2.33	2.42	3.35	149 J	5.41	14.8	89.8 J	1.68	< 0.0474 U	< 0.0471 U	12
PCB-047/048/075	PCB-47/48/75	ng/g	27.6	3	1360 J	1610 J	393 J	55.4 J	248 J	182 J	1000 J	187 J	234 J	687 J	85.7 J	5.54	2.03	221 J
PCB-050	62796-65-0	ng/g	< 0.0559 U	< 0.0515 U	5.54	6.37	1.38	< 0.0522 U	1.4	1.56	13.8	1.87	2.92	8.39	< 0.0567 U	< 0.0564 U	< 0.0561 U	0.747
PCB-051	68194-04-7	ng/g	0.814	< 0.0434 U	109 J	121 J	31.2	4.48	16.1	21.6	305 J	25.5	42 J	173 J	1.54	< 0.0475 U	< 0.0473 U	17.4
PCB-052/073	PCB-52/73	ng/g	18.4	2.01	2140 JEB	2490 JEB	699 JEB	95.6 JEB	175 JEB	153 JEB	2460 JEB	174 JEB	318 JEB	1210 JEB	84.3 JEB	7.58 EB	2.92 EB	385 JEB
PCB-053	41464-41-9	ng/g	1.73	0.335	367 J	410 J	109 J	15.1	36.2	35.8	672 J	53.7 J	79.4 J	361 J	6.8	0.812	0.332	64.3 J
PCB-054	15968-05-5	ng/g	< 0.0469 U	< 0.0432 U	5.94	6.67	1.97	0.302	1.57	2.39	25.3	3.17	4.1	14.5	< 0.0476 U	< 0.0474 U	< 0.0471 U	1.86
PCB-055	74338-24-2	ng/g	< 0.0778 U	< 0.0716 U	33.6	36.7	8.13	1.07	< 0.0787 U	< 0.0784 U	1.73	0.477	1.32	2.65	0.434	< 0.0785 U	< 0.0781 U	0.857

Table 12
Phase 2 Reach Floodplain Soil Analytical Results
Phase 2 Data Evaluation Summary Memorandum
Lower Neponset River
Boston and Milton, Massachusetts

Analyte	CAS Number	Units	24D-0170 24D-0170-AS 6/13/2024 N 0 - 1 ft	24D-0170 24D-0170-BS 6/13/2024 N 1 - 1.6 ft	24D-0171 24D-0171-AD 6/17/2024 FD 0 - 1 ft	24D-0171 24D-0171-AS 6/17/2024 N 0 - 1 ft	24D-0171 24D-0171-BS 6/17/2024 N 1 - 2 ft	24D-0171 24D-0171-CS 6/17/2024 N 2 - 2.6 ft	24D-0172 24D-0172-AS 6/17/2024 N 0 - 1 ft	24D-0172 24D-0172-BS 6/17/2024 N 1 - 2 ft	24D-0172 24D-0172-CS 6/17/2024 N 2 - 3 ft	24D-0173 24D-0173-AS 6/17/2024 N 0 - 1 ft	24D-0173 24D-0173-BS 6/17/2024 N 1 - 2 ft	24D-0173 24D-0173-CS 6/17/2024 N 2 - 3 ft	24D-0174 24D-0174-AS 6/17/2024 N 0 - 1 ft	24D-0174 24D-0174-BS 6/17/2024 N 1 - 2 ft	24D-0174 24D-0174-CS 6/17/2024 N 2 - 2.5 ft	24D-0175 24D-0175-AS 6/17/2024 N 0 - 1 ft
PCB-056/060	PCB-56/60	ng/g	9.01 J	1.01 J	1410 JEB	1510 JEB	373 JEB	53.3 JEB	29 EB	28.3 EB	69.1 JEB	33.5 EB	58.2 JEB	110 JEB	50 JEB	4.65 EB	1.37 EB	80.3 JEB
PCB-057	70424-67-8	ng/g	< 0.0415 U	< 0.0381 U	22.2	27	5.67	0.757	2.77	< 0.0418 U	19.9	2.77	4.2	7.07	< 0.0421 U	< 0.0418 U	< 0.0416 U	< 0.0415 U
PCB-058	41464-49-7	ng/g	< 0.0524 U	< 0.0482 U	5.46	6.18	1.83	< 0.0489 U	0.626	< 0.0528 U	2.96	< 0.0524 U	1.15	2.31	0.38	< 0.0529 U	< 0.0526 U	1.22
PCB-059	74472-33-6	ng/g	0.885	< 0.0655 U	138 J	157 J	34.4	4.9	3.97	7.12	73.1 J	8.43	14.4	27.7	2.75	0.428	< 0.0714 U	16.8
PCB-061/074	PCB-61/74	ng/g	10.4 J	1 J	1330 JEB	1580 JEB	346 JEB	51.1 JEB	31.9 EB	30.5 EB	206 JEB	36.9 EB	78.2 JEB	272 JEB	23.8 EB	2.73 EB	0.953 EB	47.7 JEB
PCB-062	54230-22-7	ng/g	< 0.0473 U	< 0.0435 U	< 0.046 U	< 0.0449 U	< 0.0467 U	< 0.0442 U	< 0.0478 U	< 0.0477 U	< 0.0482 U	< 0.0473 U	< 0.0464 U	< 0.0478 U	< 0.048 U	< 0.0477 U	< 0.0475 U	< 0.0474 U
PCB-063	74472-34-7	ng/g	1.4 J	< 0.0351 UJ	129 J	163 J	34.4	5.22	14.4	7.91	65.1 J	9.88	15.5	28.7	1.97	< 0.0385 U	< 0.0383 U	5.72
PCB-065	33284-54-7	ng/g	< 0.0661 U	< 0.0608 U	2.69	2.46	< 0.0652 U	< 0.0617 U	< 0.0668 U	< 0.0666 U	< 0.0673 U	< 0.0661 U	< 0.0647 U	< 0.0668 U	< 0.067 U	< 0.0667 U	< 0.0663 U	< 0.0662 U
PCB-066/080	PCB-66/80	ng/g	27 J	2.57 J	2190 JEB	2440 JEB	650 JEB	92.6 JEB	77.1 JEB	84.3 JEB	248 JEB	85.3 JEB	134 JEB	279 JEB	110 JEB	9.25 EB	2.95 EB	199 JEB
PCB-067	73575-53-8	ng/g	0.428 J	< 0.0552 UJ	84.9 J	100 J	21.3	3.19	2.13	2.65	14.6	2.63	5.79	16.1	1.12	< 0.0606 U	< 0.0602 U	3.62
PCB-068	73575-52-7	ng/g	0.772	< 0.0644 U	11.6	15.2	3.1	< 0.0654 U	8.42	9.49	33.5	7.19	5.48	17.1	1.31	< 0.0706 U	< 0.0702 U	5.46
PCB-069	60233-24-1	ng/g	< 0.0524 U	< 0.0482 U	5.34	5.8	1.46	< 0.0489 U	0.826	< 0.0528 U	5.47	0.999	1.36	3.65	< 0.0532 U	< 0.0529 U	< 0.0526 U	< 0.0525 U
PCB-070	32598-11-1	ng/g	29.8 J	2.59 J	2090 JEB	2310 JEB	654 JEB	92.6 JEB	74.1 JEB	87.2 JEB	174 JEB	76.7 JEB	143 JEB	304 JEB	148 JEB	11.4 EB	3.8 EB	241 JEB
PCB-071	41464-46-4	ng/g	2.24	0.319	456 J	475 J	134 J	18.6	32.1	32.1	678 J	44.7 J	89.3 J	411 J	13.7	1.45	0.505	67.4 J
PCB-072	41464-42-0	ng/g	1.06	< 0.0498 U	20	24.8	5.86	0.896	9.95	10.1	34.2	6.84	6.37	20	1.98	< 0.0546 U	< 0.0543 U	4.7
PCB-076	70362-48-0	ng/g	< 0.0774 U	< 0.0713 U	< 0.0752 U	< 0.0734 U	< 0.0763 U	< 0.0723 U	< 0.0783 U	< 0.078 U	< 0.0788 U	< 0.0774 U	< 0.0759 U	< 0.0783 U	< 0.0786 U	< 0.0781 U	< 0.0777 U	< 0.0775 U
PCB-077	32598-13-3	ng/g	7.51 J	0.776 J	228 J	249 J	70.7 J	11 J+	14.4 J+	18.8 J+	51.7 J	11.6 J+	21.8 J+	55.6 J	22.5 J+	1.38 J+	0.498 J+	27.6 J+
PCB-078	70362-49-1	ng/g	< 0.0806 U	< 0.0741 U	3.63	4.11	1.25	< 0.0752 U	< 0.0814 U	< 0.0812 U	< 0.082 U	< 0.0805 U	< 0.0789 U	< 0.0815 U	< 0.0817 U	< 0.0813 U	< 0.0808 U	< 0.0806 U
PCB-079	41464-48-6	ng/g	< 0.0452 U	< 0.0416 U	< 0.0439 U	< 0.0428 U	< 0.0445 U	< 0.0422 U	< 0.0457 U	< 0.0455 U	< 0.046 U	< 0.0451 U	< 0.0442 U	< 0.0457 U	< 0.0458 U	< 0.0456 U	< 0.0453 U	< 0.0452 U
PCB-081	70362-50-4	ng/g	0.709 J	< 0.0659 UJ	20.5 J+	23.7 J+	6.91 J+	0.992 J+	1.48 J+	2.51 J+	4.58 J+	1.04 J+	2.67 J+	3.34 J+	2.53 J+	< 0.0722 U	< 0.0718 U	2.56 J+
PCB-082	52663-62-4	ng/g	2.49 J	< 0.07 UJ	139 J	138 J	44.7 J	6.38	9	14.5	32.6	10.6	19.6	28.3	25.9	1.48	< 0.0763 U	20.9
PCB-083/109	PCB-83/109	ng/g	1.79 J	< 0.161 UJ	57.6 J	62.8 J	18	2.83	7.35	11.2	27.7	7.15	12.6	18.3	8.45	< 0.176 U	< 0.175 U	9.77
PCB-084	52663-60-2	ng/g	4 J	< 0.0632 UJ	219 J	222 J	68.5 J	9.72	19.3	32	115 J	25.6	52.4 J	79.5 J	37.7	2.27	0.735	41.6 J
PCB-085/120	PCB-85/120	ng/g	9.51 J	1.61 J	261 J	289 J	98.9 J	15.2	26	54 J	58.4 J	22.9	36.8	55.9 J	68.2 J	3.75	1.06	46.7 J
PCB-086/097	PCB-86/97	ng/g	7.33 J	0.964 J	299 J	329 J	100 J	14.2	23.7	42.7 J	71.4 J	26.3	54.3 J	66.4 J	41.4 J	2.45	0.768	47.5 J
PCB-087/115/116	PCB-87/115/116	ng/g	11.7 J	1.38 J	454 J	499 J	150 J	21.9	48.2 J	70.4 J	103 J	41.9 J	87.5 J	92.7 J	69.4 J	4.15	1.1	71.7 J
PCB-088/121	PCB-88/121	ng/g	< 0.156 UJ	< 0.144 UJ	4.89	5.01	1.97	< 0.146 U	< 0.158 U	< 0.157 U	1	< 0.156 U	< 0.153 U	0.96	< 0.158 U	< 0.157 U	< 0.157 U	1.03
PCB-089/090/101	PCB-89/90/101	ng/g	24.8 J	2.85 J	771 J	870 J	262 J	37.9 J	99.8 J	159 J	212 J	88.9 J	181 J	189 J	147 J	8.47	2.86	139 J
PCB-091	68194-05-8	ng/g	5.07 J	0.67 J	195 J	213 J	65.7 J	9.87	39.3	55.1 J	118 J	31.5	45.6 J	89.2 J	34.5	1.79	0.563	38.1
PCB-092	52663-61-3	ng/g	5.31 J	0.633 J	142 J	164 J	46.7 J	7.03	36.8	49.6 J	94 J	28	42.9 J	57.6 J	25.6	1.46	0.524	28.7
PCB-093/095	PCB-93/95	ng/g	11.2 J	1.31 J	609 J	651 J	208 J	29.1	76.4 J	144 J	264 J	77.6 J	160 J	189 J	83.5 J	5.27	1.72	120 J
PCB-094	73575-55-0	ng/g	< 0.0465 UJ	< 0.0428 UJ	13.1	14.6	3.94	< 0.0435 U	4.19	3.54	9.89	3.46	3.81	7.9	2.1	< 0.047 U	< 0.0467 U	2.75
PCB-096	73575-54-9	ng/g	< 0.0598 UJ	< 0.0551 UJ	13.8	13.9	4.88	0.655	1.58	2.56	8.77	2.05	3	7.21	1.82	< 0.0604 U	< 0.06 U	3.24
PCB-098/102	PCB-98/102	ng/g	0.649 J	< 0.0903 UJ	64.1 J	68.9 J	22.1	3.09	8.32	12.2	39.2	8.22	14.1	30.6	8.9	0.614	< 0.0985 U	11.7
PCB-099	38380-01-7	ng/g	19.3 J	2.34 J	527 J	602 J	176 J	26.2	65.9 J	118 J	145 J	54 J	91 J	134 J	119 J	6.01	1.93	87.1 J
PCB-100	39485-83-1	ng/g	< 0.0571 UJ	< 0.0525 UJ	6.79	7.99	2.14	< 0.0533 U	5.26	3.66	10.8	3.35	3.13	6.87	1.12	< 0.0576 U	< 0.0573 U	1.63
PCB-103	60145-21-3	ng/g	< 0.0577 UJ	< 0.0531 UJ	10	11.6	3.23	0.531	4.21	4.06	12.8	3.04	3.22	7.79	1.04	< 0.0582 U	< 0.0579 U	2.13
PCB-104	56558-16-8	ng/g	< 0.0442 UJ	< 0.0407 UJ	< 0.0429 U	0.371	< 0.0436 U	< 0.0413 U	0.302	< 0.0445 U	0.866	< 0.0442 U	< 0.0433 U	0.42	< 0.0448 U	< 0.0446 U	< 0.0443 U	< 0.0442 U
PCB-105/127	PCB-105/127	ng/g	13.6	1.42	555 J	584 J	158 J	22.1	31.9	37.4	47.8 J	28.3	62.9 J	66.9 J	64 J	3.47	1.24	48.3 J
PCB-106/118	PCB-106/118	ng/g	35.8	3.64	878 J	967 J	273 J	38.6 J	88.4 J	133 J	179 J	79.8 J	159 J	183 J	133 J	7.01	2.5	116 J
PCB-107/108	PCB-107/108	ng/g	3.4 J	< 0.115 UJ	73.5 J	82.8 J	23.3	3.03	10.1	11.8	19.5	8.18	13	14.8	12.4	< 0.126 U	< 0.126 U	9.97
PCB-110	38380-03-9	ng/g	34.3	3.72	996 JEB	1050 JEB	322 JEB	48.2 JEB	158 JEB	267 JEB	430 JEB	143 JEB	243 JEB	333 JEB	221 JEB	10.6 EB	3.52 EB	180 JEB
PCB-111/117	PCB-111/117	ng/g	< 0.282 U	< 0.259 U	< 0.274 U	< 0.267 U	< 0.278 U	< 0.263 U	< 0.285 U	< 0.284 U	< 0.287 U	< 0.281 U	< 0.276 U	< 0.285 U	< 0.286 U	< 0.284 U	< 0.282 U	< 0.282 U
PCB-112	74472-36-9	ng/g	< 0.0569 U	< 0.0524 U	5.34	5.75	1.71	< 0.0531 U	1.1	< 0.0573 U	3.15	0.709	0.868	1.51	0.581	< 0.0574 U	< 0.0571 U	0.979
PCB-113	68194-10-5	ng/g	< 0.0471 U	< 0.0434 U	4	4.68	2.29	< 0.044 U	1.19	2.19	3.82	1	1.21	2.33	< 0.0478 U	< 0.0475 U	< 0.0473 U	< 0.0472 U
PCB-114	74472-37-0	ng/g	1.03	< 0.0675 U	40.7 J	44.4 J	11.2	1.43	2.1	2.31	3.8	1.99	3.62	6.02	3.41	< 0.074 U	< 0.0736 U	2.87
PCB-119	56558-17-9	ng/g	1.73	< 0.052 U	31.5	35.8	9.64	1.37	9.25	11.4	25.4	6.98	8.05	14.3	5.05	< 0.057 U	< 0.0567 U	5.72
PCB-122	76842-07-4	ng/g	0.663	< 0.0745 U	17.4	18.3	5.49	0.893	1.33	2.51	1.86	< 0.0809 U	1.77	2.49	3.71	< 0.0817 U	< 0.0812 U	2.05
PCB-123	65510-44-3	ng/g	1.55 J	< 0.0578 UJ	28.1 J	32 J	9.18 J	1.4 J	3.58 J	8.08 J	5.49 J	3.71 J	5.46 J	6.56 J	8.06 J	< 0.0633 UJ	< 0.063 UJ	5.22 J
PCB-124	70424-70-3	ng/g	1.38 J	< 0.0324 UJ	33.1	38.3 J	11.7	1.67	3.43	7.87	< 0.0358 U	3.02	6.19	6.69	9.49	< 0.0355 U	< 0.0353 U	5.87
PCB-125	74472-39-2	ng/g	< 0.043 U	< 0.0396 U	5.51 J	10.2 J	3.28	< 0.0402 U	< 0.0435 U	0.957	2.62	< 0.043 U	0.705	1.51	1.27	< 0.0434 U	< 0.0432 U	1.23
PCB-126	57465-28-8	ng/g	< 0.0504 U	< 0.0464 U	5.83 J+	7.9 J+	1.75 J+	< 0.0471 U	1.73 J+	< 0.0508 U	< 0.0513 U	< 0.0504 U	< 0.0494 U	< 0.051 U	< 0.0512 U	< 0.0509 U	< 0.0506 U	< 0.0505 U
PCB-128	38380-07-3	ng/g	3.65	< 0.0641 U	64.4 J	72.3 J	18.7 J	3.2 J	20.4 J	42.1 J	27.9 J	17.9 J	33.9 J	23.9 J	18.3 J	1.35 J	< 0.0698 UJ	14.7 J
PCB-129	55215-18-4	ng/g	0.663 J	< 0.0885 UJ	16.8	18.9	5.66	0.858	4.32	8.29	5.3	3.92	8.39	5.13	4.78	< 0.0971 U	< 0.0965 U	4
PCB-130	52663-66-8	ng/g	1.61	< 0.0874 U	21.3	25	6.69	1.05	7.21	14.6	11.8	< 0.095 U	11	8.27	5.91	< 0.0959 U	< 0.0953 U	5.15
PCB-131/142	PCB-131/142	ng/g	< 0.0213 U	< 0.0196 U	4.36	4.97	1.18	< 0.0199 U	1.14	2.31	1.91	1.24	2.03	1.53	0.996	< 0.0215 U	< 0.0214 U	0.917
PCB-132/168	PCB-132/168	ng/g	6.07	0.792	97.9 J	111 J	30.5	5.14	31.5	67.2 J	54.7 J	28.3	53.7 J	41 J	27.6	1.23	0.375	23.2
PCB-133	35694-04-3	ng/g	0.592 J	< 0.0937 UJ	4.24	5.08	1.24	< 0.0952 U	2.94	3.87	4.19	2.22	2.65	2.71	1.13	< 0.103 U	< 0.102 U	1.18
PCB-134	52704-70-8	ng/g	0.889 J	< 0.125 UJ	15.3	17.1	4.77	0.746	5.55	10.4	8.84	4.97	8.72	7.03	3.82	< 0.137 U	< 0.136 U	3.88
PCB-135/144	PCB-135/144	ng/g	2.76	< 0.104 U	41.1 J	48 J	13.1	2.15	14.8	30.2	24.4	12.7	22.7	19.2	10.9	0.595	< 0.113 U	10.5
PCB-136	38411-22-2	ng/g	1.49	< 0.0729 U	31.2	35.6	9.86	1.55	10.3	21.6	18.6	9.95	17.9	14.7	8.33	0.505	0.191 J	7.75
PCB-137	35694-06-5	ng/g	1.34 J	< 0.119 UJ	20.6	24.5	6.85	1.06	6.24	14.2	8.1	6.06	10.5	8.22	5.91	< 0.13 U	< 0.129 U	4.34
PCB-138/163/164	PCB-138/163/164	ng/g	26.2	3.15	322 J	389 J	106 J	16.8	113 J	239 J	147 J	93.1 J	182 J	121 J	92.6 J	4.64	1.58	78.4 J
PCB-139/149	PCB-139/149	ng/g	12.7	1.59	185 J	220 J	58.7 J	9.68	64.9 J	144 J	107 J	55.5 J	102 J	85.4 J	50.8 J	2.62	0.8	47 J
PCB-140	59291-64-4	ng/g	< 0.0626 U	< 0.0576 U	1.78	2.28	< 0.0617 U	< 0.0584 U	0.862	1.46	1.52	0.634	1.29	1.05	0.521	< 0.0631 U	< 0.0628 U	0.519
PCB-141	52712-04-6	ng/g	2.78	< 0.108 U	50.5 J	59.5 J	16.5	2.74	13.4	34.6	16.8	12.2	25.7	15.5	15.5	0.857	< 0.118 U	12.1
PCB-143	68194-15-0	ng/g	< 0.063 U	< 0.0579 U	1.89	1.69	0.553	< 0.0588 U	< 0.0636 U	0.957	1.22	< 0.0629 U	0.789	0.818	< 0.0639 U	< 0.0635 U	< 0.0632 U	< 0.063 U
PCB-145	74472-40-5	ng/g	< 0.0786 U	< 0.0723 U	0.269	0.258	< 0.0775 U	< 0.0734 U	< 0.0794 U	< 0.0792 U	< 0.08 U	< 0.0786 U	< 0.077 U	< 0.0795 U	< 0.0797 U	< 0.0793 U	< 0.0789 U	< 0.0787 U
PCB-146	51908-16-8	ng/g	2.72	0.313	30.5 J	37.1 J	9.82 J	1.59 J	13.3 J	25.5 J	20.5 J	10.7 J	17.8 J	14.9 J	8.74 J	0.53 J	< 0.0563 UJ	8.03 J
PCB-147	68194-13-8	ng/g	0.758	< 0.07 U	8.03	9.88	2.46	0.45	6.69	7.21	8.36	4.24	5.4	6.96	1.74	< 0.0767 U	< 0.0763 U	2.15
PCB-148	74472-41-6	ng/g	< 0.0678 U	< 0.0624 U	0.459	0.473	< 0.0669 U	< 0.0634 U	0.554	0.42	0.758	0.472	0.39	0.545	< 0.0688 U	< 0.0685 U	< 0.0681 U	< 0.0679 U
PCB-150	68194-08-1	ng/g	< 0.0778 U	< 0.0716 U	0.412	0.568	< 0.0767 U	< 0.0727 U	0.413	0.549	0.627	0.351	0.328	0.564	< 0.0789 U	< 0.0785 U	< 0.0781 U	0.188 J
PCB-151	52663-63-5	ng/g	2.39	< 0.0554 U	44.9 J	53.6 J	14.4 J	2.37 J	17.6 J	35.2 J	27.9 J	13.7 J	23.4 J	23.1 J	9.56 J	0.529 J	< 0.0604 UJ	11.2 J
PCB-152	68194-09-2	ng/g	< 0.086 U	< 0.0792 U	0.763	0.949	0.31	< 0.0804 U	0.542	0.571	0.684	0.454	0.386	0.692	< 0.0873 U	< 0.0868 U	< 0.0863 U	0.209

Table 12
Phase 2 Reach Floodplain Soil Analytical Results
Phase 2 Data Evaluation Summary Memorandum
Lower Neponset River
Boston and Milton, Massachusetts

Analyte	CAS Number	Units	24D-0170 24D-0170-AS 6/13/2024 N 0 - 1 ft	24D-0170 24D-0170-BS 6/13/2024 N 1 - 1.6 ft	24D-0171 24D-0171-AD 6/17/2024 FD 0 - 1 ft	24D-0171 24D-0171-AS 6/17/2024 N 0 - 1 ft	24D-0171 24D-0171-BS 6/17/2024 N 1 - 2 ft	24D-0171 24D-0171-CS 6/17/2024 N 2 - 2.6 ft	24D-0172 24D-0172-AS 6/17/2024 N 0 - 1 ft	24D-0172 24D-0172-BS 6/17/2024 N 1 - 2 ft	24D-0172 24D-0172-CS 6/17/2024 N 2 - 3 ft	24D-0173 24D-0173-AS 6/17/2024 N 0 - 1 ft	24D-0173 24D-0173-BS 6/17/2024 N 1 - 2 ft	24D-0173 24D-0173-CS 6/17/2024 N 2 - 3 ft	24D-0174 24D-0174-AS 6/17/2024 N 0 - 1 ft	24D-0174 24D-0174-BS 6/17/2024 N 1 - 2 ft	24D-0174 24D-0174-CS 6/17/2024 N 2 - 2.5 ft	24D-0175 24D-0175-AS 6/17/2024 N 0 - 1 ft
PCB-153	35065-27-1	ng/g	15.9	1.91	194 J	235 J	62.2 J	10.2	67.9 J	159 J	95.2 J	59.7 J	108 J	81.3 J	60.5 J	2.95	1.15	49.6 J
PCB-154	60145-22-4	ng/g	0.435 J	< 0.0457 UJ	3.72	4.45	0.994	0.187	3.18	3.71	4.64	2.13	2.34	3.06	0.79	< 0.0501 U	< 0.0498 U	1.08
PCB-155	33979-03-2	ng/g	< 0.0418 UJ	< 0.0385 UJ	< 0.0406 U	< 0.0397 U	< 0.0413 U	< 0.0391 U	< 0.0423 U	< 0.0422 U	< 0.0426 U	< 0.0418 U	< 0.041 U	< 0.0423 U	< 0.0424 U	< 0.0422 U	< 0.042 U	< 0.0419 U
PCB-156	38380-08-4	ng/g	2.7	< 0.0558 U	40.9 J	48.6 J	11.7	1.73	9.88	16.3	13.4	7.6	19	11.7	8.15	< 0.0612 U	< 0.0608 U	6.3
PCB-157	69782-90-7	ng/g	0.809 J+	< 0.0534 U	10.4 J+	12.3 J+	3.26 J+	0.528 J+	3.04 J+	5.87 J+	3.85 J+	2.68 J+	5.18 J+	4.79 J+	3.27 J+	< 0.0586 U	< 0.0583 U	2.31 J+
PCB-158/160	PCB-158/160	ng/g	2.26	< 0.113 U	31.3 J	37 J	9.76 J	1.58 J	9.46 J	21.6 J	12.1 J	7.8 J	18 J	12.2 J	8.61 J	0.517 J	< 0.123 UJ	7.49 J
PCB-159	39635-35-3	ng/g	< 0.069 U	< 0.0635 U	1.48	1.85	< 0.068 U	< 0.0645 U	< 0.0698 U	< 0.0696 U	1.01	< 0.069 U	0.991	1.38	< 0.07 U	< 0.0696 U	< 0.0692 U	< 0.0691 U
PCB-161	74472-43-8	ng/g	< 0.0651 U	< 0.0599 U	< 0.0633 U	< 0.0617 U	< 0.0642 U	< 0.0608 U	< 0.0658 U	< 0.0656 U	< 0.0663 U	< 0.0651 U	< 0.0638 U	< 0.0658 U	< 0.0661 U	< 0.0657 U	< 0.0653 U	< 0.0652 U
PCB-162	39635-34-2	ng/g	< 0.0667 U	< 0.0614 U	1.84	2.08	< 0.0657 U	< 0.0623 U	< 0.0674 U	< 0.0672 U	< 0.0679 U	< 0.0666 U	1.24	< 0.0674 U	< 0.0676 U	< 0.0673 U	< 0.0669 U	< 0.0667 U
PCB-165	74472-46-1	ng/g	< 0.0933 U	< 0.0858 U	< 0.0906 U	< 0.0884 U	< 0.092 U	< 0.0871 U	< 0.0943 U	< 0.094 U	< 0.0949 U	< 0.0932 U	< 0.0914 U	< 0.0943 U	< 0.0946 U	< 0.0941 U	< 0.0936 U	< 0.0934 U
PCB-166	41411-63-6	ng/g	< 0.0835 U	< 0.0768 U	1.93	2.37	< 0.0823 U	< 0.078 U	< 0.0844 U	< 0.0841 U	0.799	< 0.0835 U	1.12	< 0.0844 U	< 0.0847 U	< 0.0842 U	< 0.0838 U	< 0.0836 U
PCB-167	52663-72-6	ng/g	1.21 J+	< 0.0525 U	13.7 J	16.6 J	4.15 J	0.736 J	4.6 J	9.51 J	6.36 J	4.4 J	7.49 J	5.43 J	3.62 J	< 0.0576 UJ	< 0.0573 UJ	3.45 J
PCB-169	32774-16-6	ng/g	< 0.0504 UJ	< 0.0464 UJ	< 0.049 U	< 0.0478 U	< 0.0497 U	< 0.0471 U	< 0.051 U	< 0.0508 U	< 0.0513 U	2.36	< 0.0494 U	< 0.051 U	< 0.0512 U	< 0.0509 U	< 0.0506 U	< 0.0505 U
PCB-170/190	PCB-170/190	ng/g	3.25	< 0.27 U	61.6 J	68.6 J	18.2	3.03	21.3	40.4 J	33.9	15	29.5	25	20.2	0.902	< 0.294 U	13.1
PCB-171	52663-71-5	ng/g	1.15	< 0.0603 U	13.2	15.3	4.45	0.821	5.15	11.2	9	4.44	7.86	6.8	4.81	< 0.0661 U	< 0.0657 U	3.44
PCB-172/192	PCB-172/192	ng/g	0.747 J	< 0.133 UJ	7.18	8.29	2.39	0.393	2.89	5.46	4.74	2.5	3.4	3.34	2.87	< 0.146 U	< 0.145 U	1.71
PCB-173	68194-16-1	ng/g	< 0.0882 U	< 0.0811 U	1.27	1.51	< 0.0869 U	< 0.0824 U	0.504	< 0.0889 U	< 0.0898 U	< 0.0881 U	0.683	< 0.0892 U	< 0.0895 U	< 0.089 U	< 0.0885 U	< 0.0883 U
PCB-174	38411-25-5	ng/g	3.41	< 0.0952 U	49.2 J	56.2 J	15.4	2.7	16.7	35.2	27.2	12.3	22.4	23.8	17.5	0.826	0.376	11.4
PCB-175	40186-70-7	ng/g	< 0.063 U	< 0.0579 U	1.38	1.7	0.502	< 0.0588 U	0.576	1.26	1.27	0.678	1.06	0.927	0.535	< 0.0635 U	< 0.0632 U	0.401
PCB-176	52663-65-7	ng/g	0.332	< 0.0624 U	4.56	5.43	1.55	0.259	1.82	3.78	3.41	1.42	2.63	2.95	1.65	< 0.0685 U	< 0.0681 U	1.23
PCB-177	52663-70-4	ng/g	2.7	< 0.081 U	29.1	33	8.99	1.48	11.4	21	18.4	8.12	13.8	13.9	9.83	0.463	< 0.0883 U	6.63
PCB-178	52663-67-9	ng/g	1.07	< 0.0763 U	10.2	11.9	3.11	0.568	4.64	7.61	7.14	3.26	4.71	6	3.38	< 0.0837 U	< 0.0832 U	2.3
PCB-179	52663-64-6	ng/g	1.29	< 0.0561 U	16.6	20.2	5.41	0.892	6.58	12.1	10.9	4.8	7.68	10.7	5.77	0.324	< 0.0612 U	4.01
PCB-180	35065-29-3	ng/g	6.81	0.784	99 J	115 J	32.2	5.55	35.8	73.9 J	59 J	26.3	47.5 J	56.5 J	35.3	2.01	0.68	24.1
PCB-181	74472-47-2	ng/g	< 0.0927 U	< 0.0853 U	< 0.09 U	< 0.0879 U	< 0.0914 U	< 0.0866 U	< 0.0937 U	< 0.0934 U	< 0.0943 U	< 0.0926 U	< 0.0908 U	< 0.0937 U	< 0.094 U	< 0.0935 U	< 0.093 U	< 0.0928 U
PCB-182/187	PCB-182/187	ng/g	5.43	0.768	53 J	61.9 J	17	2.82	21.6	39.7 J	36.5	15.8	25.2	38.6	18.6	0.919	0.363	12.6
PCB-183	52663-69-1	ng/g	1.69 J	< 0.0657 UJ	20.3 J	23.1 J	6.76 J	1.18 J	7.93 J	18 J	14.6 J	6.35 J	12.5 J	13.5 J	7.58 J	0.478 J	< 0.0716 UJ	5.53 J
PCB-184	74472-48-3	ng/g	< 0.0487 U	< 0.0448 U	< 0.0473 U	< 0.0462 U	< 0.048 U	< 0.0455 U	< 0.0492 U	< 0.0491 U	< 0.0496 U	< 0.0487 U	< 0.0477 U	< 0.0492 U	< 0.0494 U	< 0.0491 U	< 0.0488 U	< 0.0487 U
PCB-185	52712-05-7	ng/g	< 0.0714 UJ	< 0.0657 UJ	6.08	7.21	2.06	0.429	1.78	4.25	3.17	< 0.0713 U	2.6	3.35	2	< 0.072 U	< 0.0716 U	1.44
PCB-186	74472-49-4	ng/g	< 0.0731 U	< 0.0673 U	< 0.071 U	< 0.0693 U	< 0.0721 U	< 0.0683 U	< 0.0739 U	< 0.0737 U	< 0.0744 U	< 0.0731 U	< 0.0716 U	< 0.0739 U	< 0.0742 U	< 0.0738 U	< 0.0734 U	< 0.0732 U
PCB-188	74487-85-7	ng/g	< 0.0532 U	< 0.0489 U	< 0.0517 U	< 0.0504 U	< 0.0524 U	< 0.0497 U	< 0.0538 U	< 0.0536 U	< 0.0541 U	< 0.0532 U	< 0.0521 U	< 0.0538 U	< 0.054 U	< 0.0537 U	< 0.0534 U	< 0.0532 U
PCB-189	39635-31-9	ng/g	< 0.0547 UJ	< 0.0504 UJ	2.76	3.11	1.03	< 0.0511 U	0.94	1.84	1.8	0.763	1.39	1.24	1.02	< 0.0552 U	< 0.0549 U	0.693
PCB-191	74472-50-7	ng/g	< 0.136 UJ	< 0.125 UJ	1.74	1.95	0.727	< 0.127 U	0.708	1.42	1.01	< 0.135 U	1.18	0.901	0.813	< 0.137 U	< 0.136 U	0.643
PCB-193	69782-91-8	ng/g	0.921 J	< 0.168 UJ	5.3	6.11	1.69	0.259	2.02	3.23	2.91	1.43	2.16	2.42	1.82	< 0.184 U	< 0.183 U	1.21
PCB-194	35694-08-7	ng/g	2.8 J	< 0.144 UJ	34.4 J	39.2 J	14.7 J	65.4 J	15.1 J	21.2 J	22.4 J	16.6 J	38.5 J	30.3 J	13.3 J	< 0.158 UJ	< 0.157 UJ	8.02 J
PCB-195	52663-78-2	ng/g	< 0.149 UJ	< 0.137 UJ	12	14	3.8	0.81	4.13	7.18	7.88	7.33	4.77	8.62	4.81	< 0.15 U	< 0.149 U	2.56
PCB-196/203	PCB-196/203	ng/g	3.41 J	< 0.121 UJ	31.1	37.7 J	10.7	1.82	13.7	22.8	23.5	9.25	15.5	39.5	12.6	0.81	< 0.131 U	8.14
PCB-197	33091-17-7	ng/g	< 0.0583 U	< 0.0536 U	0.892	1.06	< 0.0574 U	< 0.0544 U	0.422	0.692	0.9	< 0.0582 U	0.486	0.947	0.364	< 0.0588 U	< 0.0585 U	0.285
PCB-198	68194-17-2	ng/g	< 0.0989 UJ	< 0.091 UJ	1.53	1.91	1.11	< 0.0924 U	0.879	1.18	1.17	< 0.0989 U	0.997	1.44	0.855	< 0.0998 U	< 0.0993 U	< 0.099 U
PCB-199	52663-75-9	ng/g	3.37 J	< 0.0837 UJ	27.5 J	33.2 J	9.47 J	1.53 J	12 J	18.8 J	19.3 J	8.03 J	12.1 J	35.8 J	11.7 J	0.525 J	< 0.0912 UJ	6.99 J
PCB-200	52663-73-7	ng/g	< 0.0845 U	< 0.0777 U	3.24	3.8	1.37	< 0.0789 U	1.38	2.75	2.28	13.1	1.71	4.5	1.28	< 0.0852 U	< 0.0847 U	0.857
PCB-201	40186-71-8	ng/g	< 0.0506 U	< 0.0466 U	2.76	2.99	1.1	< 0.0473 U	1.29	2.14	2.47	0.884	1.54	4.22	0.962	< 0.0511 U	< 0.0508 U	0.852
PCB-202	2136-99-4	ng/g	0.728	< 0.0583 U	4.66	5.34	1.48	< 0.0592 U	2.05	3.78	3.58	1.81	2.25	7.86	2.13	< 0.0639 U	< 0.0636 U	1.16
PCB-204	74472-52-9	ng/g	< 0.098 U	< 0.0901 U	< 0.0952 U	< 0.0929 U	< 0.0966 U	< 0.0915 U	< 0.099 U	< 0.0987 U	< 0.0997 U	< 0.0979 U	< 0.096 U	< 0.0991 U	< 0.0994 U	< 0.0988 U	< 0.0983 U	< 0.0981 U
PCB-205	74472-53-0	ng/g	< 0.0542 UJ	< 0.0498 UJ	1.64	1.92	0.717	< 0.0506 U	0.793	1.05	0.919	< 0.0541 U	< 0.0531 U	1.08	< 0.0549 U	< 0.0546 U	< 0.0543 U	< 0.0542 U
PCB-206	40186-72-9	ng/g	1.7 J	< 0.0479 UJ	12.3 J	15.3 J	5.7 J	0.847 J	8.46 J	11.7 J	10.8 J	6.82 J	6.65 J	24.9 J	12.1 J	0.714 J	< 0.0522 UJ	4.99 J
PCB-207	52663-79-3	ng/g	< 0.0686 UJ	< 0.0632 UJ	1.16	1.29	0.772	< 0.0641 U	0.759	1.39	1.21	0.905	0.798	3.23	0.926	< 0.0692 U	< 0.0689 U	0.55
PCB-208	52663-77-1	ng/g	< 0.0686 UJ	< 0.0632 UJ	2.72	3.57	1.86	0.231	2.3	3.76	3.2	3.53	1.78	6.39	4.93	0.293	< 0.0689 U	1.65
PCB-209	2051-24-3	ng/g	< 0.0452 UJ	< 0.0416 UJ	3.7 J	4.51 J	3.35 J	0.487 J	4.03 J	10.2 J	4.43 J	3.91 J	2.74 J	4.4 J	11.6 J	0.979 J	< 0.0453 UJ	3.68 J
Total Decachlorobiphenyls	RA_Total_DECPCB	ng/g	< 0.0452 U	< 0.0416 U	3.7	4.51	3.35	0.487	4.03	10.2	4.43	3.91	2.74	4.4	11.6	0.979	< 0.0453 U	3.68
Total Dichlorobiphenyls	RA_Total_DIPCB	ng/g	53.55	4.752	594.82	775.84	141.427	19.536	406.02	310.56	7504.07	370.8	1094.3	3559.3	23.054	0.848	< 0.111 U	112.39
Total Heptachlorobiphenyls	RA_Total_HEPPCB	ng/g	28.8	1.552	382.47	440.51	121.469	20.381	142.338	280.35	234.95	103.161	186.253	209.928	133.678	5.922	1.419	90.437
Total Hexachlorobiphenyls	RA_Total_HEXPCB	ng/g	89.926	7.755	1262.97	1498	399.357	64.345	433.721	920.227	635.468	365.281	694.334	522.079	352.077	16.323	4.096	305.643
Total Monochlorobiphenyls	RA_Total_MONPCB	ng/g	9.09	0.376	17.12	24.07	2.49	< 0.0453 U	121.49	40.8	1117	82.96	91.4	332.5	1.36	< 0.0489 U	< 0.0486 U	12.42
Total Nonachlorobiphenyls	RA_Total_NONPCB	ng/g	1.7	< 0.0632 U	16.18	20.16	8.332	1.078	11.519	16.85	15.21	11.255	9.228	34.52	17.956	1.007	< 0.0689 U	7.19
Total Octachlorobiphenyls	RA_Total_OCTPCB	ng/g	10.308	< 0.144 U	119.722	141.12	44.447	69.56	51.744	81.572	84.399	57.004	77.853	134.267	48.001	1.335	< 0.157 U	28.864
Total Pentachlorobiphenyls	RA_Total_PENPCB	ng/g	196.602	20.537	6460.26	7043.3	2109.3	303.299	787.722	1261.04	2046.87	711.259	1316.73	1700.76	1137.6	58.794	18.52	1051.76
Total Tetrachlorobiphenyls	RA_Total_TETPCB	ng/g	179.178	17.551	17785.4	20006.4	5194.86	732.207	1157.7	1059.71	11426	1198.28	2072.86	6873.01	695.814	58.791	19.614	2142.04
Total Trichlorobiphenyls	RA_Total_TRICPB	ng/g	76.4	6.913	6633.09	8355.17	1756.07	245.88	491.45	465.53	19965.9	622.97	1877.53	9226.23	102.97	5.907	1.8	358.72
Total PCB Congeners	RA_Tot_PCB_Cong	ng/g	645.554	59.436	33275.7	38309.1	9781.1	1456.77	3607.74	4446.84	43034.3	3526.88	7423.23	22597	2524.11	149.906	45.449	4113.15
Total PCB TEQ (Bird)	RA-TEQ-B-PCB	ng/g	0.4485995	0.0389784	14.1069256	15.6891171	4.4222896	0.65218616	1.0466672	1.1987123	3.0518115	0.69130373	1.3678034	3.1249033	1.38734	0.0694171	0.025049	1.64323163
Total PCB TEQ (Fish)	RA-TEQ-F-PCB	ng/g	0.001388995	0.0001029	0.0700478	0.08479005	0.0216326	0.00192862	0.0115522	0.00420655	0.0087675	0.002444215	0.0048352	0.0086582	0.00463765	0.0001904	0.0000685	0.004965715
Total PCB TEQ (Mammal)	RA-TEQ-M-PCB	ng/g	0.00266467	0.0002294	0.6590368	0.8732503	0.1982886	0.00339332	0.1792172	0.0090623	0.014389	0.07614929	0.0109022	0.0151312	0.0097449	0.0004524	0.000162	0.00908229
TAL Metals and Mercury																		
Aluminum	7429-90-5	mg/kg	5500	4800	7600	7700	7700	6400	6500	9800	5700	8200	4500	6200	7000	7300	5800	11000
Calcium	7440-70-2	mg/kg	950	670	3200	2600	920	1200	3000	2400	1100	3400	2300	1300	830	610	390 J	1600
Iron	7439-89-6	mg/kg	10000	8600	13000	12000	9200	12000	23000	33000	9400	36000	8700	9700	11000	11000	4500	19000
Magnesium	7439-95-4	mg/kg	1800	2000	2100	1900	1800	3200	1800	2200	1600	2100	1500	1400	1300	1500	870	1600
Potassium	7440-09-7	mg/kg	190 J	190 J	280 J	240 J	180 J	220 J	240 J	250 J	230 J	250 J	180 J	250 J	270 J	250 J	130 J	290 J
Sodium	7440-23-5	mg/kg	110 J	70 J	340 J	270 J	170 J	110 J	230 J	350 J	< 680 U	310 J	230 J	130 J	< 570 U	< 510 U	< 500 U	170 J
Antimony	7440-36-0	mg/kg	< 0.88 U	0.76 J	0.15 J	0.39 J	0.25 J	0.13 J	1.2 J	1.4 J	0.82 J	1.7 J	0.13 J	0.75 J	0.29 J	0.10 J	1.3	0.19 J
Arsenic	7440-38-2	mg/kg	2.6	2.2 J	2.3 J	4.5 J	2.8 J	2.3 J	6.9	12	4.0	9.3	3.5 J	4.1 J	5.9 J	1.8 J	4.4 J	0.81 J
Barium	7440-39-3	mg/kg	39	28	19 J	39 J	14	17	95	120	45	140	28	90	70	26	18	27
Beryllium	7440-41-7	mg/kg	< 0.44 U	0.23 J	0.32 J	0.45 J	0.35 J	0.36 J	0.56 J	0.87	0.30 J	0.64 J	0.48 J	0.51 J	0.49 J	0.29 J	0.28 J	0.27 J

Table 12
Phase 2 Reach Floodplain Soil Analytical Results
Phase 2 Data Evaluation Summary Memorandum
Lower Neponset River
Boston and Milton, Massachusetts

Analyte	CAS Number	Units	24D-0170 24D-0170-AS 6/13/2024 N 0 - 1 ft	24D-0170 24D-0170-BS 6/13/2024 N 1 - 1.6 ft	24D-0171 24D-0171-AD 6/17/2024 FD 0 - 1 ft	24D-0171 24D-0171-AS 6/17/2024 N 0 - 1 ft	24D-0171 24D-0171-BS 6/17/2024 N 1 - 2 ft	24D-0171 24D-0171-CS 6/17/2024 N 2 - 2.6 ft	24D-0172 24D-0172-AS 6/17/2024 N 0 - 1 ft	24D-0172 24D-0172-BS 6/17/2024 N 1 - 2 ft	24D-0172 24D-0172-CS 6/17/2024 N 2 - 3 ft	24D-0173 24D-0173-AS 6/17/2024 N 0 - 1 ft	24D-0173 24D-0173-BS 6/17/2024 N 1 - 2 ft	24D-0173 24D-0173-CS 6/17/2024 N 2 - 3 ft	24D-0174 24D-0174-AS 6/17/2024 N 0 - 1 ft	24D-0174 24D-0174-BS 6/17/2024 N 1 - 2 ft	24D-0174 24D-0174-CS 6/17/2024 N 2 - 2.5 ft	24D-0175 24D-0175-AS 6/17/2024 N 0 - 1 ft
Cadmium	7440-43-9	mg/kg	0.78	0.18 J	0.18 J	0.75 J	0.36 J	0.16 J	1.0	1.9	1.4	1.6	< 0.93 U	1.6	0.68	0.21 J	0.51 J	0.30 J
Chromium, Total	7440-47-3	mg/kg	17 EB	23 EB	14 JEB	25 JEB	33 EB	13 EB	57 EB	130 EB	99 EB	63 EB	27 EB	48 EB	32 EB	14 EB	40 EB	21 EB
Cobalt	7440-48-4	mg/kg	4.5	1.7 J+	7.5 J+	7.6 J+	3.6 J+	5.6 J+	8.3 J+	12 J+	4.4 J+	7.4 J+	10 J+	4.6 J+	30 J+	24 J+	1.9 J+	2.1 J+
Copper	7440-50-8	mg/kg	28	27 J+	18 J	33 J	28 J+	18 J+	67 J+	130 J+	61 J+	88 J+	14 J+	52 J+	29 J+	16 J+	190 J+	44 J+
Lead	7439-92-1	mg/kg	69	73	15 JEB	76 JEB	49 EB	21 EB	190 EB	450 EB	200 EB	200 EB	13 EB	160 EB	44 EB	5.5 EB	320 EB	32 EB
Manganese	7439-96-5	mg/kg	140 EB	92 EB	210 EB	220 EB	190 EB	260 EB	1300 EB	2600 EB	170 EB	690 EB	620 EB	480 EB	3300 EB	1200 EB	57 EB	57 EB
Nickel	7440-02-0	mg/kg	12	5.5 J+	14 J+	20 J+	9.9 J+	15 J+	13 J+	22 J+	10 J+	16 J+	16 J+	22 J+	14 J+	14 J+	5.4 J+	8.5 J+
Selenium	7782-49-2	mg/kg	< 2.2 UJ	< 2.5 U	< 3.6 U	< 3.9 U	< 2.5 U	< 2.5 U	< 3.9 U	1.0 J	< 3.4 U	< 6.2 U	< 4.6 U	< 3.4 U	< 2.6 U	< 2.7 U	0.88 J	< 4.5 U
Silver	7440-22-4	mg/kg	0.15 J	0.16 J-	< 0.72 UJ	0.13 J-	0.12 J-	0.051 J-	0.45 J-	1.4 J-	0.43 J-	0.58 J-	< 0.93 UJ	0.38 J-	0.13 J-	< 0.53 UJ	0.33 J-	< 0.90 UJ
Thallium	7440-28-0	mg/kg	0.039 J	< 0.49 U	< 0.72 U	< 0.79 U	< 0.50 U	< 0.51 U	< 0.78 U	< 0.80 U	< 0.69 U	< 1.2 U	< 0.93 U	0.087 J	0.099 J	< 0.53 U	0.11 J	< 0.90 U
Vanadium	7440-62-2	mg/kg	19	12	21	35	11	14	24	44	25	30	46	22	22	18	14	16
Zinc	7440-66-6	mg/kg	67 EB	32 JEB	51 JEB	93 JEB	75 JEB	89 JEB	190 EB	280 EB	210 EB	270 EB	39 JEB	430 JEB	160 JEB	97 JEB	87 JEB	50 JEB
Mercury	7439-97-6	mg/kg	0.22	0.027 J	0.70	0.99	0.47	0.064 J	0.68	1.4	0.56	0.92	0.81	0.44	2.7	7.3	1.3	2.3
TCL VOCs																		
1,1,1-Trichloroethane (TCA)	71-55-6	ug/kg	< 5.2 U	< 5.1 U	< 7.3 U	< 7.1 U	< 6.5 U	< 6.2 U	< 8.1 U	< 9.8 U	< 8.4 U	< 15 U	< 8.1 U	< 7.1 U	< 8.1 U	< 8.1 U	< 6.3 U	< 8.3 U
1,1,2,2-TETRACHLOROETHANE	79-34-5	ug/kg	< 5.2 U	< 5.1 U	< 7.3 U	< 7.1 U	< 6.5 U	< 6.2 U	< 8.1 U	< 9.8 U	< 8.4 U	< 15 U	< 8.1 U	< 7.1 U	< 8.1 U	< 8.1 U	< 6.3 U	< 8.3 U
1,1,2-TRICHLORO-1,2,2-TRIFLUOROETHANE	76-13-1	ug/kg	< 5.2 U	< 5.1 U	< 7.3 U	< 7.1 U	< 6.5 U	< 6.2 U	< 8.1 U	< 9.8 U	< 8.4 U	< 15 U	< 8.1 U	< 7.1 U	< 8.1 U	< 8.1 U	< 6.3 U	< 8.3 U
1,1,2-Trichloroethane	79-00-5	ug/kg	< 5.2 U	< 5.1 U	< 7.3 U	< 7.1 U	< 6.5 U	< 6.2 U	< 8.1 U	< 9.8 U	< 8.4 U	< 15 U	< 8.1 U	< 7.1 U	< 8.1 U	< 8.1 U	< 6.3 U	< 8.3 U
1,1-Dichloroethane	75-34-3	ug/kg	< 5.2 U	< 5.1 U	< 7.3 U	< 7.1 U	< 6.5 U	< 6.2 U	< 8.1 U	< 9.8 U	< 8.4 U	< 15 U	< 8.1 U	< 7.1 U	< 8.1 U	< 8.1 U	< 6.3 U	< 8.3 U
1,1-Dichloroethene	75-35-4	ug/kg	< 5.2 U	< 5.1 U	< 7.3 U	< 7.1 U	< 6.5 U	< 6.2 U	< 8.1 U	< 9.8 U	< 8.4 U	< 15 U	< 8.1 U	< 7.1 U	< 8.1 U	< 8.1 U	< 6.3 U	< 8.3 U
1,2,3-Trichlorobenzene	87-61-6	ug/kg	< 5.2 U	< 5.1 U	< 590 U	< 610 UJ	< 6.5 U	< 6.2 U	< 8.1 U	< 9.8 U	< 8.4 U	< 15 U	< 8.1 U	< 7.1 U	< 8.1 U	< 8.1 UJ	< 6.3 UJ	< 8.3 UJ
1,2,3-TRICHLOROPROPANE	96-18-4	ug/kg	< 5.2 U	< 5.1 U	< 7.3 U	< 7.1 U	< 6.5 U	< 6.2 U	< 8.1 U	< 9.8 U	< 8.4 U	< 15 U	< 8.1 U	< 7.1 U	< 8.1 U	< 8.1 U	< 6.3 U	< 8.3 U
1,2,4-TRICHLOROBENZENE	120-82-1	ug/kg	< 5.2 U	< 5.1 U	< 590 U	< 610 U	< 6.5 U	< 6.2 U	< 8.1 U	< 9.8 U	< 8.4 U	< 15 U	< 8.1 U	< 7.1 U	< 8.1 U	< 8.1 UJ	< 6.3 UJ	< 8.3 UJ
1,2,4-Trimethylbenzene	95-63-6	ug/kg	< 5.2 U	< 5.1 U	< 590 U	< 610 U	< 6.5 U	< 6.2 U	< 8.1 U	< 9.8 U	< 8.4 U	< 15 U	< 8.1 U	< 7.1 U	< 8.1 U	< 8.1 U	< 6.3 U	< 8.3 U
1,2-Dibromo-3-Chloropropane	96-12-8	ug/kg	< 5.2 U	< 5.1 U	< 590 U	< 610 U	< 6.5 U	< 6.2 U	< 8.1 U	< 9.8 U	< 8.4 U	< 15 U	< 8.1 U	< 7.1 U	< 8.1 U	< 8.1 U	< 6.3 U	< 8.3 U
1,2-Dibromoethane (Ethylene Dibromide)	106-93-4	ug/kg	< 5.2 U	< 5.1 U	< 7.3 U	< 7.1 U	< 6.5 U	< 6.2 U	< 8.1 U	< 9.8 U	< 8.4 U	< 15 U	< 8.1 U	< 7.1 U	< 8.1 U	< 8.1 U	< 6.3 U	< 8.3 U
1,2-Dichlorobenzene	95-50-1	ug/kg	< 5.2 U	< 5.1 U	< 590 U	< 610 U	< 6.5 U	< 6.2 U	< 8.1 U	< 9.8 U	< 8.4 U	< 15 U	< 8.1 U	< 7.1 U	< 8.1 U	< 8.1 UJ	< 6.3 UJ	< 8.3 UJ
1,2-Dichloroethane	107-06-2	ug/kg	< 5.2 U	< 5.1 U	< 7.3 U	< 7.1 U	< 6.5 U	< 6.2 U	< 8.1 U	< 9.8 U	< 8.4 U	< 15 U	< 8.1 U	< 7.1 U	< 8.1 U	< 8.1 U	< 6.3 U	< 8.3 U
1,2-DICHLOROPROPANE	78-87-5	ug/kg	< 5.2 U	< 5.1 U	< 7.3 U	< 7.1 U	< 6.5 U	< 6.2 U	< 8.1 U	< 9.8 U	< 8.4 U	< 15 U	< 8.1 U	< 7.1 U	< 8.1 U	< 8.1 U	< 6.3 U	< 8.3 U
1,3,5-Trimethylbenzene (Mesitylene)	108-67-8	ug/kg	< 5.2 U	< 5.1 U	< 590 U	< 610 U	< 6.5 U	< 6.2 U	< 8.1 U	< 9.8 U	< 8.4 U	< 15 U	< 8.1 U	< 7.1 U	< 8.1 U	< 8.1 U	< 6.3 U	< 8.3 U
1,3-DICHLOROBENZENE	541-73-1	ug/kg	< 5.2 U	< 5.1 U	< 590 U	< 610 U	< 6.5 U	< 6.2 U	< 8.1 U	< 9.8 U	< 8.4 U	< 15 U	< 8.1 UJ	< 7.1 U	< 8.1 U	< 8.1 UJ	< 6.3 UJ	< 8.3 UJ
1,4-DICHLOROBENZENE	106-46-7	ug/kg	< 5.2 U	< 5.1 U	< 590 U	< 610 U	< 6.5 U	< 6.2 U	< 8.1 U	< 9.8 U	< 8.4 U	< 15 U	< 8.1 U	< 7.1 U	< 8.1 U	< 8.1 UJ	< 6.3 UJ	< 8.3 UJ
2-HEXANONE	591-78-6	ug/kg	< 10 U	< 10 U	< 15 U	< 14 U	< 13 U	< 12 U	< 16 U	< 20 U	< 17 U	< 30 U	< 16 U	< 14 U	< 16 U	< 16 U	< 13 U	< 17 U
ACETONE	67-64-1	ug/kg	< 10 U	< 10 U	< 15 U	< 14 U	< 13 U	< 12 U	< 16 U	36 EB	74 EB	26 JEB	120 EB	70 JEB	< 16 U	< 16 U	44 EB	< 17 U
Benzene	71-43-2	ug/kg	< 5.2 U	< 5.1 U	< 7.3 U	< 7.1 U	< 6.5 U	< 6.2 U	< 8.1 U	< 9.8 U	< 8.4 U	< 15 U	< 8.1 U	< 7.1 U	< 8.1 U	< 8.1 U	< 6.3 U	< 8.3 U
BROMOCHLOROMETHANE	74-97-5	ug/kg	< 5.2 U	< 5.1 U	< 7.3 U	< 7.1 U	< 6.5 U	< 6.2 U	< 8.1 U	< 9.8 U	< 8.4 U	< 15 U	< 8.1 U	< 7.1 U	< 8.1 U	< 8.1 U	< 6.3 U	< 8.3 U
BROMODICHLOROMETHANE	75-27-4	ug/kg	< 5.2 U	< 5.1 U	< 7.3 U	< 7.1 U	< 6.5 U	< 6.2 U	< 8.1 U	< 9.8 U	< 8.4 U	< 15 U	< 8.1 U	< 7.1 U	< 8.1 U	< 8.1 U	< 6.3 U	< 8.3 U
BROMOFORM	75-25-2	ug/kg	< 5.2 U	< 5.1 U	< 590 U	< 610 U	< 6.5 U	< 6.2 U	< 8.1 U	< 9.8 U	< 8.4 U	< 15 U	< 8.1 U	< 7.1 U	< 8.1 U	< 8.1 U	< 6.3 U	< 8.3 U
BROMOMETHANE	74-83-9	ug/kg	< 5.2 U	< 5.1 U	< 7.3 U	< 7.1 U	< 6.5 U	< 6.2 U	< 8.1 U	< 9.8 U	< 8.4 U	< 15 U	< 8.1 U	< 7.1 U	< 8.1 U	< 8.1 U	< 6.3 U	< 8.3 U
CARBON DISULFIDE	75-15-0	ug/kg	< 5.2 U	< 5.1 U	< 7.3 U	< 7.1 U	< 6.5 U	< 6.2 U	< 8.1 U	< 9.8 U	2.5 J	< 15 U	< 8.1 U	1.5 J	< 8.1 U	< 8.1 U	< 6.3 U	< 8.3 U
CARBON TETRACHLORIDE	56-23-5	ug/kg	< 5.2 U	< 5.1 U	< 7.3 U	< 7.1 U	< 6.5 U	< 6.2 U	< 8.1 U	< 9.8 U	< 8.4 U	< 15 U	< 8.1 U	< 7.1 U	< 8.1 U	< 8.1 U	< 6.3 U	< 8.3 U
Chlorobenzene	108-90-7	ug/kg	< 5.2 U	< 5.1 U	< 7.3 U	< 7.1 U	< 6.5 U	< 6.2 U	< 8.1 U	< 9.8 U	< 8.4 U	< 15 U	< 8.1 U	< 7.1 U	< 8.1 U	< 8.1 UJ	< 6.3 UJ	< 8.3 UJ
CHLOROETHANE	75-00-3	ug/kg	< 5.2 U	< 5.1 U	< 7.3 U	< 7.1 U	< 6.5 U	< 6.2 U	< 8.1 U	< 9.8 U	< 8.4 U	< 15 U	< 8.1 U	< 7.1 U	< 8.1 U	< 8.1 U	< 6.3 U	< 8.3 U
Chloroform	67-66-3	ug/kg	< 5.2 U	< 5.1 U	< 7.3 U	< 7.1 U	< 6.5 U	< 6.2 U	< 8.1 U	< 9.8 U	< 8.4 U	< 15 U	< 8.1 U	< 7.1 U	< 8.1 U	< 8.1 U	< 6.3 U	< 8.3 U
CHLOROMETHANE	74-87-3	ug/kg	< 5.2 U	< 5.1 U	< 7.3 U	< 7.1 U	< 6.5 U	< 6.2 U	< 8.1 U	< 9.8 U	< 8.4 U	< 15 U	< 8.1 U	< 7.1 U	< 8.1 U	< 8.1 U	< 6.3 U	< 8.3 U
CIS-1,2-DICHLOROETHYLENE	156-59-2	ug/kg	< 5.2 U	< 5.1 U	< 7.3 U	< 7.1 U	< 6.5 U	< 6.2 U	< 8.1 U	< 9.8 U	< 8.4 U	< 15 U	< 8.1 U	< 7.1 U	< 8.1 U	< 8.1 U	< 6.3 U	< 8.3 U
cis-1,3-Dichloropropene	10061-01-5	ug/kg	< 5.2 U	< 5.1 U	< 7.3 U	< 7.1 U	< 6.5 U	< 6.2 U	< 8.1 U	< 9.8 U	< 8.4 U	< 15 U	< 8.1 U	< 7.1 U	< 8.1 U	< 8.1 U	< 6.3 U	< 8.3 U
Cyclohexane	110-82-7	ug/kg	< 5.2 U	< 5.1 U	< 7.3 U	< 7.1 U	< 6.5 U	< 6.2 U	< 8.1 U	< 9.8 U	< 8.4 U	< 15 U	< 8.1 U	< 7.1 U	< 8.1 U	< 8.1 U	< 6.3 U	< 8.3 U
DIBROMOCHLOROMETHANE	124-48-1	ug/kg	< 5.2 U	< 5.1 U	< 7.3 U	< 7.1 U	< 6.5 U	< 6.2 U	< 8.1 U	< 9.8 U	< 8.4 U	< 15 U	< 8.1 U	< 7.1 U	< 8.1 U	< 8.1 U	< 6.3 U	< 8.3 U
Dichlorodifluoromethane	75-71-8	ug/kg	< 5.2 U	< 5.1 U	< 7.3 U	< 7.1 U	< 6.5 U	< 6.2 U	< 8.1 U	< 9.8 U	< 8.4 U	< 15 U	< 8.1 U	< 7.1 U	< 8.1 U	< 8.1 U	< 6.3 U	< 8.3 U
Ethylbenzene	100-41-4	ug/kg	< 5.2 U	< 5.1 U	< 7.3 U	< 7.1 U	< 6.5 U	< 6.2 U	< 8.1 U	< 9.8 U	< 8.4 U	< 15 U	< 8.1 U	< 7.1 U	< 8.1 U	< 8.1 U	< 6.3 U	< 8.3 U
Isopropylbenzene (Cumene)	98-82-8	ug/kg	< 5.2 U	< 5.1 U	< 590 U	< 610 U	< 6.5 U	< 6.2 U	< 8.1 U	< 9.8 U	< 8.4 U	< 15 U	< 8.1 U	< 7.1 U	< 8.1 U	< 8.1 U	< 6.3 U	< 8.3 U
m,p-Xylene	179601-23-1	ug/kg	< 5.2 U	< 5.1 U	< 7.3 U	< 7.1 U	< 6.5 U	< 6.2 U	< 8.1 U	< 9.8 U	< 8.4 U	< 15 U	< 8.1 U	< 7.1 U	< 8.1 U	< 8.1 U	< 6.3 U	< 8.3 U
METHYL ACETATE	79-20-9	ug/kg	< 5.2 U	< 5.1 U	1300	950	< 6.5 U	< 6.2 U	< 8.1 U	< 9.8 U	< 8.4 U	< 15 U	< 8.1 U	< 7.1 U	< 8.1 U	< 8.1 U	< 6.3 U	< 8.3 U
Methyl Ethyl Ketone (2-Butanone)	78-93-3	ug/kg	< 10 U	< 10 U	< 15 U	< 14 U	< 13 U	< 12 U	< 16 U	< 20 U	21	< 30 U	39	20 J+	< 16 U	< 16 U	< 13 U	< 17 U
METHYL ISOBUTYL KETONE (4-METHYL-2-PENTANONE)	108-10-1	ug/kg	< 10 U	< 10 U	< 15 U	< 14 U	< 13 U	< 12 U	< 16 U	< 20 U	< 17 U	< 30 U	< 16 U	< 14 U	< 16 U	< 16 U	< 13 U	< 17 U
Methylcyclohexane	108-87-2	ug/kg	< 5.2 U	< 5.1 U	< 7.3 U	< 7.1 U	< 6.5 U	< 6.2 U	< 8.1 U	< 9.8 U	< 8.4 U	< 15 U	< 8.1 U	< 7.1 U	< 8.1 U	< 8.1 U	< 6.3 U	< 8.3 U
Methylene Chloride	75-09-2	ug/kg	< 5.2 U	< 5.1 U	16 J+	< 7.1 U	26 J	24 J	< 8.1 U	< 9.8 U	< 11.0 U	< 15 U	< 8.1 U	< 7.1 U	< 8.1 U	< 8.1 U	< 6.3 U	< 8.3 U
o-Xylene (1,2-Dimethylbenzene)	95-47-6	ug/kg	< 5.2 U	< 5.1 U	< 7.3 U	< 7.1 U	< 6.5 U	< 6.2 U	< 8.1 U	< 9.8 U	< 8.4 U	< 15 U	< 8.1 U	< 7.1 U	< 8.1 U	< 8.1 U	< 6.3 U	< 8.3 U
Styrene	100-42-5	ug/kg	< 5.2 U	< 5.1 U	< 7.3 U	< 7.1 U	< 6.5 U	< 6.2 U	< 8.1 U	< 9.8 U	< 8.4 U	< 15 U	< 8.1 U	< 7.1 U	< 8.1 U	< 8.1 U	< 6.3 U	< 8.3 U
TERT-BUTYL METHYL ETHER	1634-04-4	ug/kg	< 5.2 U	< 5.1 U	< 7.3 U	< 7.1 U	< 6.5 U	< 6.2 U	< 8.1 U	< 9.8 U	< 8.4 U	< 15 U	< 8.1 U	< 7.1 U	< 8.1 U	< 8.1 U	< 6.3 U	< 8.3 U
Tetrachloroethylene (PCE)	127-18-4	ug/kg	< 5.2 U	< 5.1 U	< 7.3 U	< 7.1 U	< 6.5 U	< 6.2 U	< 8.1 U	< 9.8 U	< 8.4 U	< 15 U	< 8.1 U	< 7.1 U	< 8.1 U	< 8.1 U	< 6.3 U	< 8.3 U
Toluene	108-88-3	ug/kg	< 5.2 U	< 5.1 U	< 7.3 U	< 7.1 U	< 6.5 U	< 6.2 U	< 8.1 U	< 9.8 U	< 8.4 U	< 15 U	< 8.1 U	< 7.1 U	< 8.1 U	< 8.1 U	< 6.3 U	< 8.3 U
Trans-1,2-Dichloroethylene	156-60-5	ug/kg	< 5.2 U	< 5.1 U	< 7.3 U	< 7.1 U	< 6.5 U	< 6.2 U	< 8.1 U	< 9.8 U	< 8.4 U	< 15 U	< 8.1 U	< 7.1 U	< 8.1 U	< 8.1 U	< 6.3 U	< 8.3 U
Trans-1,3-Dichloropropene	10061-02-6	ug/kg	< 5.2 U	< 5.1 U	< 7.3 U	< 7.1 U	< 6.5 U	< 6.2 U	< 8.1 U	< 9.8 U	< 8.4 U	< 15 U	< 8.1 U	< 7.1 U	< 8.1 U	< 8.1 U	< 6.3 U	< 8.3 U
Trichloroethylene (TCE)	79-01-6	ug/kg	< 5.2 U	< 5.1 U	< 7.3 U	< 7.1 U	< 6.5 U	< 6.2 U	< 8.1 U	< 9.8 U	< 8.4 U	< 15 U	< 8.1 U	< 7.1 U	< 8.1 U	< 8.1 U	< 6.3 U	< 8.3 U
Trichlorofluoromethane	75-69-4	ug/kg	< 5.2 U	< 5.1 U	< 7.3 U	< 7.1 U	< 6.5 U	< 6.2 U	< 8.1 U	< 9.8 U	< 8.4 U	< 15 U	< 8.1 U	< 7.1 U	< 8.1 U	< 8.1 U	< 6.3 U	< 8.3 U
Vinyl Chloride	75-01-4	ug/kg	< 5.2 U	< 5.1 U	< 7.3 U	< 7.1 U	< 6.5 U	< 6.2 U	< 8.1 U	< 9.8 U	< 8.4 U	< 15 U	< 8.1 U	< 7.1 U	< 8.1 U	< 8.1 U	< 6.3 U	< 8.3 U

Table 12
Phase 2 Reach Floodplain Soil Analytical Results
Phase 2 Data Evaluation Summary Memorandum
Lower Neponset River
Boston and Milton, Massachusetts

Analyte	CAS Number	Units	24D-0170 24D-0170-AS 6/13/2024 N 0 - 1 ft	24D-0170 24D-0170-BS 6/13/2024 N 1 - 1.6 ft	24D-0171 24D-0171-AD 6/17/2024 FD 0 - 1 ft	24D-0171 24D-0171-AS 6/17/2024 N 0 - 1 ft	24D-0171 24D-0171-BS 6/17/2024 N 1 - 2 ft	24D-0171 24D-0171-CS 6/17/2024 N 2 - 2.6 ft	24D-0172 24D-0172-AS 6/17/2024 N 0 - 1 ft	24D-0172 24D-0172-BS 6/17/2024 N 1 - 2 ft	24D-0172 24D-0172-CS 6/17/2024 N 2 - 3 ft	24D-0173 24D-0173-AS 6/17/2024 N 0 - 1 ft	24D-0173 24D-0173-BS 6/17/2024 N 1 - 2 ft	24D-0173 24D-0173-CS 6/17/2024 N 2 - 3 ft	24D-0174 24D-0174-AS 6/17/2024 N 0 - 1 ft	24D-0174 24D-0174-BS 6/17/2024 N 1 - 2 ft	24D-0174 24D-0174-CS 6/17/2024 N 2 - 2.5 ft	24D-0175 24D-0175-AS 6/17/2024 N 0 - 1 ft
TCL SVOCs																		
1,2,4,5-TETRACHLOROBENZENE	95-94-3	ug/kg	< 190 U	< 180 U	< 260 U	< 270 U	< 220 U	< 200 U	< 280 U	< 360 U	< 290 U	< 470 U	< 340 U	< 260 U	< 270 U	< 260 U	< 240 U	< 340 U
1,4-Dioxane (P-Dioxane)	123-91-1	ug/kg	< 74 U	< 69 U	< 100 U	< 110 U	< 87 U	< 77 U	< 110 U	< 140 U	< 110 U	< 190 U	< 130 U	< 100 U	< 100 U	< 100 U	< 94 U	< 130 U
1-Methylnaphthalene	90-12-0	ug/kg	2.9 J	< 3.4 U	4.5 J	4.2 J	< 4.3 U	< 3.8 U	15	5.1 J	< 5.7 U	3.4 J	4.5 J	19	45	10	3.4 J	7.6
2,3,4,6-TETRACHLOROPHENOL	58-90-2	ug/kg	< 190 U	< 180 U	< 260 U	< 270 U	< 220 U	< 200 U	< 280 U	< 360 U	< 290 U	< 470 U	< 340 U	< 260 U	< 270 U	< 260 U	< 240 U	< 340 U
2,4,5-TRICHLOROPHENOL	95-95-4	ug/kg	< 190 U	< 180 U	< 260 U	< 270 U	< 220 U	< 200 U	< 280 U	< 360 U	< 290 U	< 470 U	< 340 U	< 260 U	< 270 U	< 260 U	< 240 U	< 340 U
2,4,6-TRICHLOROPHENOL	88-06-2	ug/kg	< 190 U	< 180 U	< 260 U	< 270 U	< 220 U	< 200 U	< 280 U	< 360 U	< 290 U	< 470 U	< 340 U	< 260 U	< 270 U	< 260 U	< 240 U	< 340 U
2,4-DICHLOROPHENOL	120-83-2	ug/kg	< 190 U	< 180 U	< 260 U	< 270 U	< 220 U	< 200 U	< 280 U	< 360 U	< 290 U	< 470 U	< 340 U	< 260 U	< 270 U	< 260 U	< 240 U	< 340 U
2,4-DIMETHYLPHENOL	105-67-9	ug/kg	< 190 U	< 180 U	< 260 U	< 270 U	< 220 U	< 200 U	< 280 U	< 360 U	< 290 U	< 470 U	< 340 U	< 260 U	< 270 U	< 260 U	< 240 U	< 340 U
2,4-DINITROPHENOL	51-28-5	ug/kg	< 360 U	< 340 U	< 510 U	< 530 U	< 430 U	< 380 U	< 540 U	< 700 U	< 570 U	< 920 U	< 670 U	< 500 U	< 510 U	< 500 U	< 460 U	< 660 U
2,4-DINITROTOLUENE	121-14-2	ug/kg	< 190 U	< 180 U	< 260 U	< 270 U	< 220 U	< 200 U	< 280 U	< 360 U	< 290 U	< 470 U	< 340 U	< 260 U	< 270 U	< 260 U	< 240 U	< 340 U
2,6-DINITROTOLUENE	606-20-2	ug/kg	< 190 U	< 180 U	< 260 U	< 270 U	< 220 U	< 200 U	< 280 U	< 360 U	< 290 U	< 470 U	< 340 U	< 260 U	< 270 U	< 260 U	< 240 U	< 340 U
2-CHLORONAPHTHALENE	91-58-7	ug/kg	< 190 U	< 180 U	< 260 U	< 270 U	< 220 U	< 200 U	< 280 U	< 360 U	< 290 U	< 470 U	< 340 U	< 260 U	< 270 U	< 260 U	< 240 U	< 340 U
2-CHLOROPHENOL	95-57-8	ug/kg	< 190 U	< 180 U	< 260 U	< 270 U	< 220 U	< 200 U	< 280 U	< 360 U	< 290 U	< 470 U	< 340 U	< 260 U	< 270 U	< 260 U	< 240 U	< 340 U
2-Methylnaphthalene	91-57-6	ug/kg	4.7 EB	< 3.4 U	6.2	5.5	1.0 J	0.79 J	18	6.6 J	1.2 J	4.3 J	4.2 J	26	88	20	6.0	8.7
2-METHYLPHENOL (O-CRESOL)	95-48-7	ug/kg	< 360 U	< 340 U	< 510 U	< 530 U	< 430 U	< 380 U	< 540 U	< 700 U	< 570 U	< 920 U	< 670 U	< 500 U	< 510 U	< 500 U	< 460 U	< 660 U
2-NITROANILINE	88-74-4	ug/kg	< 190 U	< 180 U	< 260 U	< 270 U	< 220 U	< 200 U	< 280 U	< 360 U	< 290 U	< 470 U	< 340 U	< 260 U	< 270 U	< 260 U	< 240 U	< 340 U
2-NITROPHENOL	88-75-5	ug/kg	< 190 U	< 180 U	< 260 U	< 270 U	< 220 U	< 200 U	< 280 U	< 360 U	< 290 U	< 470 U	< 340 U	< 260 U	< 270 U	< 260 U	< 240 U	< 340 U
3,3'-DICHLOROBENZIDINE	91-94-1	ug/kg	< 360 U	< 340 U	< 510 U	< 530 U	< 430 U	< 380 U	< 540 U	< 700 U	< 570 U	< 920 U	< 670 U	< 500 U	< 510 U	< 500 U	< 460 U	< 660 U
3-NITROANILINE	99-09-2	ug/kg	< 360 U	< 340 U	< 510 U	< 530 U	< 430 U	< 380 U	< 540 U	< 700 U	< 570 U	< 920 U	< 670 U	< 500 U	< 510 U	< 500 U	< 460 U	< 660 U
4,6-DINITRO-2-METHYLPHENOL	534-52-1	ug/kg	< 360 U	< 340 U	< 510 U	< 530 U	< 430 U	< 380 U	< 540 U	< 700 U	< 570 U	< 920 U	< 670 U	< 500 U	< 510 U	< 500 U	< 460 U	< 660 U
4-BROMOPHENYL PHENYL ETHER	101-55-3	ug/kg	< 190 U	< 180 U	< 260 U	< 270 U	< 220 U	< 200 U	< 280 U	< 360 U	< 290 U	< 470 U	< 340 U	< 260 U	< 270 U	< 260 U	< 240 U	< 340 U
4-CHLORO-3-METHYLPHENOL	59-50-7	ug/kg	< 190 U	< 180 U	< 260 U	< 270 U	< 220 U	< 200 U	< 280 U	< 360 U	< 290 U	< 470 U	< 340 U	< 260 U	< 270 U	< 260 U	< 240 U	< 340 U
4-CHLOROANILINE	106-47-8	ug/kg	< 360 U	< 340 U	< 510 U	< 530 U	< 430 U	< 380 U	< 540 U	< 700 U	< 570 U	< 920 U	< 670 U	< 500 U	< 510 UJ	< 500 U	< 460 U	< 660 U
4-CHLOROPHENYL PHENYL ETHER	7005-72-3	ug/kg	< 190 U	< 180 U	< 260 U	< 270 U	< 220 U	< 200 U	< 280 U	< 360 U	< 290 U	< 470 U	< 340 U	< 260 U	< 270 U	< 260 U	< 240 U	< 340 U
4-METHYLPHENOL (P-CRESOL)	106-44-5	ug/kg	< 360 U	< 340 U	< 510 U	< 530 U	< 430 U	< 380 U	< 540 U	< 700 U	< 570 U	< 920 U	< 670 U	< 500 U	< 510 U	< 500 U	< 460 U	< 660 U
4-Nitroaniline	100-01-6	ug/kg	< 360 U	< 340 U	< 510 U	< 530 U	< 430 U	< 380 U	< 540 U	< 700 U	< 570 U	< 920 U	< 670 U	< 500 U	< 510 U	< 500 U	< 460 U	< 660 U
4-NITROPHENOL	100-02-7	ug/kg	< 360 U	< 340 U	< 510 U	< 530 U	< 430 U	< 380 U	< 540 U	< 700 U	< 570 U	< 920 U	< 670 U	< 500 U	< 510 U	< 500 U	< 460 U	< 660 U
Acenaphthene	83-32-9	ug/kg	6.3	0.83 J	15	14	1.2 J	0.98 J	77	21	7.9	17	23	110	72	14	4.2 J	33
ACENAPHTHYLENE	208-96-8	ug/kg	12	2.4 J	29	24	5.3	3.4 J	54	21	2.2 J	15	12	18	260	47	20	20
Acetophenone	98-86-2	ug/kg	< 360 U	< 340 U	< 510 U	< 530 U	< 430 U	< 380 U	< 540 U	< 700 U	< 570 U	< 920 U	< 670 U	< 500 U	< 510 U	< 500 U	< 460 U	< 660 U
ANTHRACENE	120-12-7	ug/kg	22	3.0 J	69	53	7.0	4.3	240	59	17	54	98	160	390	80	23	81
ATRAZINE	1912-24-9	ug/kg	< 360 U	< 340 U	< 510 U	< 530 U	< 430 U	< 380 U	< 540 U	< 700 U	< 570 U	< 920 U	< 670 U	< 500 U	< 510 U	< 500 U	< 460 U	< 660 U
BENZALDEHYDE	100-52-7	ug/kg	< 360 U	< 340 U	< 510 U	< 530 U	< 430 U	< 380 U	< 540 U	< 700 U	< 570 U	< 920 U	< 670 U	< 500 U	< 510 U	< 500 U	< 460 U	< 660 U
BENZO(A)ANTHRACENE	56-55-3	ug/kg	130	13	280	260	27	13	1000	280	62	280	300	520	1300	320	71	260
BENZO(A)PYRENE	50-32-8	ug/kg	87	15	140	130	17	14	610	150	67	150	130	220	830	180	84	240
Benzo(B)Fluoranthene	205-99-2	ug/kg	170 J	17 J	370	350	38	20	1600	280 J	65 J	310 J	240 J	620	2200	380 J	85 J	240 J
Benzo(G,H,I)Perylene	191-24-2	ug/kg	12	11	15	12	2.0 J	8.6	72	21	39	21	14	24	110	23	59	130
Benzo(K)Fluoranthene	207-08-9	ug/kg	43	6.7	140	130	14	6.1	530	110	27	120	93	150	750	130	29	93
BENZYL BUTYL PHTHALATE	85-68-7	ug/kg	< 190 U	< 180 U	< 260 U	< 270 U	< 220 U	< 200 U	< 280 U	< 360 U	< 290 U	< 470 U	< 340 U	< 260 U	< 270 U	< 260 U	< 240 U	< 340 U
BIPHENYL (DIPHENYL)	92-52-4	ug/kg	< 190 U	< 180 U	< 260 U	< 270 U	< 220 U	< 200 U	< 280 U	< 360 U	< 290 U	< 470 U	< 340 U	< 260 U	< 270 U	< 260 U	< 240 U	< 340 U
BIS(2-CHLOROETHOXY) METHANE	111-91-1	ug/kg	< 190 U	< 180 U	< 260 U	< 270 U	< 220 U	< 200 U	< 280 U	< 360 U	< 290 U	< 470 U	< 340 U	< 260 U	< 270 U	< 260 U	< 240 U	< 340 U
BIS(2-CHLOROETHYL) ETHER (2-CHLOROETHYL ETHER)	111-44-4	ug/kg	< 360 U	< 340 U	< 510 U	< 530 U	< 430 U	< 380 U	< 540 U	< 700 U	< 570 U	< 920 U	< 670 U	< 500 U	< 510 U	< 500 U	< 460 U	< 660 U
BIS(2-CHLOROISOPROPYL) ETHER	108-60-1	ug/kg	< 360 U	< 340 U	< 510 U	< 530 U	< 430 U	< 380 U	< 540 U	< 700 U	< 570 U	< 920 U	< 670 U	< 500 U	< 510 U	< 500 U	< 460 U	< 660 U
BIS(2-ETHYLHEXYL) PHTHALATE	117-81-7	ug/kg	110 J	< 180 U	< 260 U	< 270 U	< 220 U	< 200 U	450	3000	< 290 U	< 470 U	< 340 U	5200	110 J	< 260 U	< 240 U	< 340 U
Caprolactam	105-60-2	ug/kg	< 360 U	< 340 U	< 510 U	< 530 U	< 430 U	< 380 U	< 540 U	< 700 U	< 570 U	< 920 U	< 670 U	< 500 U	< 510 U	< 500 U	< 460 U	< 660 U
CARBAZOLE	86-74-8	ug/kg	< 360 U	< 340 U	< 510 U	< 530 U	< 430 U	< 380 U	130 J	< 700 U	< 570 U	< 920 U	< 670 U	120 J	110 J	< 500 U	< 460 U	< 660 U
CHRYSENE	218-01-9	ug/kg	150	14	210	200	20	9.4	1200	250	58	260	240	560	1600	360	74	230
DIBENZ(A,H)ANTHRACENE	53-70-3	ug/kg	22	2.7 J	45	39	3.9 J	1.9 J	180	49	10	47	35	62	280	60	17	41
Dibenzofuran	132-64-9	ug/kg	< 190 U	< 180 U	< 260 U	< 270 U	< 220 U	< 200 U	< 280 U	< 360 U	< 290 U	< 470 U	< 340 U	79 J	120 J	< 260 U	< 240 U	< 340 U
Diethyl Phthalate	84-66-2	ug/kg	< 190 U	< 180 U	< 260 U	< 270 U	< 220 U	< 200 U	< 280 U	< 360 U	< 290 U	< 470 U	< 340 U	< 260 U	< 270 U	< 260 U	< 240 U	< 340 U
DIMETHYL PHTHALATE	131-11-3	ug/kg	< 190 U	< 180 U	< 260 U	< 270 U	< 220 U	< 200 U	< 280 U	< 360 U	< 290 U	< 470 U	< 340 U	< 260 U	< 270 U	< 260 U	< 240 U	< 340 U
Di-N-Butyl Phthalate	84-74-2	ug/kg	< 190 U	< 180 U	< 260 U	< 270 U	< 220 U	< 200 U	< 280 U	< 360 U	< 290 U	< 470 U	< 340 U	< 260 U	< 270 U	< 260 U	< 240 U	< 340 U
DI-N-OCTYLPHTHALATE	117-84-0	ug/kg	< 360 U	< 340 U	< 510 U	< 530 U	< 430 U	< 380 U	< 540 U	< 700 U	< 570 U	< 920 U	< 670 U	< 500 U	< 510 U	< 500 U	< 460 U	< 660 U
FLUORANTHENE	206-44-0	ug/kg	290	27	630	520	46	22	2700	770	130	710	540	1200	2600	760	130	490
FLUORENE	86-73-7	ug/kg	6.4	0.86 J	18	15	1.7 J	1.3 J	72	20	6.7	17	25	76	77	16	6.1	28
HEXACHLOROBENZENE	118-74-1	ug/kg	< 190 U	< 180 U	< 260 U	< 270 U	< 220 U	< 200 U	< 280 U	< 360 U	< 290 U	< 470 U	< 340 U	< 260 U	< 270 U	< 260 U	< 240 U	< 340 U
Hexachlorobutadiene	87-68-3	ug/kg	< 190 U	< 180 U	< 260 U	< 270 U	< 220 U	< 200 U	< 280 U	< 360 U	< 290 U	< 470 U	< 340 U	< 260 U	< 270 U	< 260 U	< 240 U	< 340 U
HEXACHLOROCYCLOPENTADIENE	77-47-4	ug/kg	< 360 U	< 340 U	< 510 U	< 530 U	< 430 U	< 380 U	< 540 U	< 700 U	< 570 U	< 920 U	< 670 U	< 500 U	< 510 U	< 500 U	< 460 U	< 660 U
HEXACHLOROETHANE	67-72-1	ug/kg	< 190 U	< 180 U	< 260 U	< 270 U	< 220 U	< 200 U	< 280 U	< 360 U	< 290 U	< 470 U	< 340 U	< 260 U	< 270 U	< 260 U	< 240 U	< 340 U
INDENO(1,2,3-C,D)PYRENE	193-39-5	ug/kg	48	8.7	91	78	12	8.0	410	100	31	100	70	120	840	140	46	110
ISOPHORONE	78-59-1	ug/kg	< 190 U	< 180 U	< 260 U	< 270 U	< 220 U	< 200 U	< 280 U	< 360 U	< 290 U	< 470 U	< 340 U	< 260 U	< 270 U	< 260 U	< 240 U	< 340 U
Naphthalene	91-20-3	ug/kg	7.5 EB	0.76 JEB	11	9.6	2.2 J	1.5 J	34	12	2.2 J	7.5 J	6.7	56	170	40	11	13
NITROBENZENE	98-95-3	ug/kg	< 190 U	< 180 U	< 260 U	< 270 U	< 220 U	< 200 U	< 280 U	< 360 U	< 290 U	< 470 U	< 340 U	< 260 U	< 270 U	< 260 U	< 240 U	< 340 U
N-NITROSODI-N-PROPYLAMINE	621-64-7	ug/kg	< 190 U	< 180 U	< 260 U	< 270 U	< 220 U	< 200 U	< 280 U	< 360 U	< 290 U	< 470 U	< 340 U	< 260 U	< 270 U	< 260 U	< 240 U	< 340 U
N-NITROSODIPHENYLAMINE	86-30-6	ug/kg	< 190 U	< 180 U	< 260 U	< 270 U	< 220 U	< 200 U	< 280 U	< 360 U	< 290 U	< 470 U	< 340 U	< 260 U	< 270 U	< 260 U	< 240 U	< 340 U
PENTACHLOROPHENOL	87-86-5	ug/kg	1.8 J	< 6.9 U	< 10 U	< 11 U	< 8.7 U	< 7.7 U	< 11 U	< 14 U	< 12 U	< 19 U	< 14 U	< 10 U	< 10 U	< 10 U	< 9.4 U	< 13 U
PHENANTHRENE	85-01-8	ug/kg	150	12	290	270	22	13	1200	290	73	290	410	1200	1300	330	83	400
PHENOL	108-95-2	ug/kg	< 360 U	< 340 U	< 510 U	< 530 U	< 430 U	< 380 U	< 540 U	< 700 U	< 570 U	< 920 U	< 670 U	< 500 U	< 510 U	< 500 U	< 460 U	< 660 U
PYRENE	129-00-0	ug/kg	210	22	360	330	32	20	1800	410	120	450	400	830	1900	520	120	470

Table 12
Phase 2 Reach Floodplain Soil Analytical Results
Phase 2 Data Evaluation Summary Memorandum
Lower Neponset River
Boston and Milton, Massachusetts

Analyte	CAS Number	Units	24D-0175 24D-0175-BS 6/17/2024 N 1 - 2 ft	24D-0175 24D-0175-CS 6/17/2024 N 2 - 2.3 ft	24D-0176 24D-0176-AD 6/18/2024 FD 0 - 1 ft	24D-0176 24D-0176-AS 6/18/2024 N 0 - 1 ft	24D-0176 24D-0176-BS 6/18/2024 N 1 - 2 ft	24D-0176 24D-0176-CS 6/18/2024 N 2 - 3 ft	24D-0177 24D-0177-AS 6/18/2024 N 0 - 1 ft	24D-0177 24D-0177-BS 6/18/2024 N 1 - 1.1 ft	24D-0178 24D-0178-AS 6/18/2024 N 0 - 1 ft	24D-0178 24D-0178-BS 6/18/2024 N 1 - 1.5 ft	24D-0179 24D-0179-AD 6/18/2024 FD 0 - 1 ft	24D-0179 24D-0179-BD 6/18/2024 FD 1 - 1.6 ft	24D-0179 24D-0179-AS 6/18/2024 N 0 - 1 ft	24D-0179 24D-0179-BS 6/18/2024 N 1 - 1.6 ft	24D-0180 24D-0180-AS 6/18/2024 N 0 - 1 ft	24D-0180 24D-0180-BS 6/18/2024 N 1 - 1.8 ft
PCDD/F																		
1,2,3,4,6,7,8-HpCDD	35822-46-9	pg/g	84.6 EB	82.7 EB	1570 EB	1900 EB	2140 EB	1240 EB	1450 EB	2060 EB	2600 EB	2120 EB	566 EB	744 EB	500 EB	706 EB	1200 EB	681 EB
1,2,3,4,6,7,8-HpCDF	67562-39-4	pg/g	54.5 EB	58.8 EB	1160 EB	1210 EB	1380 EB	699 EB	870 EB	1200 EB	1120 EB	1150 EB	410 EB	584 EB	329 EB	478 EB	674 EB	447 EB
1,2,3,4,7,8,9-HpCDF	55673-89-7	pg/g	< 2.19 U	1.69 J	27.3	30.2	29.6	18.5	21.5	29	40.8	31.8	9.82	13.6	8.2	12.1	18.2	11.5
1,2,3,4,7,8-HxCDD	39227-28-6	pg/g	< 0.898 U	1.14 JN	15.3	17.8	19.6	12.5	15.6	18	20.2	18.9	5.33	6.98	5.07	7.22	11.6	6.67
1,2,3,4,7,8-HxCDF	70648-26-9	pg/g	3.87	3.64	43.6 J	44.8 J	41.5 J	25.8 J	35.3 J	34.4 J	73.3 J	47.6 J	12.8 J	16.3 J	10.9 J	15.5 J	22.1 J	14 J
1,2,3,6,7,8-HxCDD	57653-85-7	pg/g	4.65	4.8 JN	97.3	114	125	73.6	84.9	115	128	121	36.8	46.2	31.1	45.5	70.2	42.4
1,2,3,6,7,8-HxCDF	57117-44-9	pg/g	2.12 J+	1.56 J	22.3	23.3	23.2	14.2	18.4	17.7	36.7	25.3	7.29	9.69	6.46	8.99	12.8	7.78
1,2,3,7,8,9-HxCDD	19408-74-3	pg/g	3.11	2.55 JN	48	57.9	61	37.2	47.1	56.3	57.5	59.6	17.9	22.9	15.6	22.7	36.2	21.4
1,2,3,7,8,9-HxCDF	72918-21-9	pg/g	< 1.45 U	< 0.486 U	< 1.01 U	< 1.41 U	< 1.04 U	< 0.764 U	< 0.945 U	< 1.21 U	< 0.748 U	< 1.12 U	< 1.11 U	< 0.883 U	< 0.673 U	< 1.05 U	< 1.83 U	< 0.599 U
1,2,3,7,8-PeCDD	40321-76-4	pg/g	< 1.18 UJ	< 0.631 UJ	7.86 J	9.31 J	9.72 J	6.64 J	7.52 J	8.46 J	9.4 J	9.28 J	2.59 JN	3.64 J	2.41 J	3.35 J	6.55 J	3.24 J
1,2,3,7,8-PeCDF	57117-41-6	pg/g	1.13 J	0.948 J	10.3	11.3	8.27	6.2	7.42	9.65	12.8	13.4	2.72	3.7	2.39	3.43	6.02	3.66
2,3,4,6,7,8-HxCDF	60851-34-5	pg/g	3.42	2.56	34.7	35.5	38.3	24.2	25.9	31.2	41.6	36	14.6	17	11.6	15	23.6	13.9
2,3,4,7,8-PeCDF	57117-31-4	pg/g	3.12 J+	2.77 J	60.5 J	61.7 J	50.2 J	34.3 J	33.2 J	40.1 J	65 J	66.3 J	15.3 J	19.1 J	12.8 J	17.6 J	25.5 J	16.1 J
2,3,7,8-TCDD	1746-01-6	pg/g	< 1.19 UJ	< 0.978 UJ	2.7 J	3.05 J	2.51 J	2.18 J	1.95 JN	2.19 J	3.48 J	3.24 J	0.7 JN	0.946 JN	0.845 JN	1.08 J	1.63 J	0.945 J
2,3,7,8-TCDF	51207-31-9	pg/g	3.23 J	3.57 J	29.6	30.3	23.3	19.4	20.8	34.5	27.3	39.9	7.65	10.4	6.6	10.9	20.1	11.5
OCDD	3268-87-9	pg/g	656 J-EB	556 EB	10700 JEB	12700 JEB	15100 JEB	8610 EB	9820 JEB	16300 JEB	20000 JEB	16100 JEB	3490 EB	4680 EB	3080 EB	4460 EB	8400 EB	4180 EB
OCDF	39001-02-0	pg/g	37.3 JN	52.5	1020	1170	1600	684	811	1320	1390	1120	361	499	303	440	713	419
Total HpCDD	RA_Total_HpCDD	pg/g	149.7	153.7	2820	3430	3730	2240	2590	3840	4690	3770	966	1308	858	1227	2060	1185
Total HpCDF	RA_Total_HpCDF	pg/g	113.7	114.89	2309.4	2632.1	3142.2	1509.16	1755.5	2641.1	2451.8	2496.2	891.8	1151.6	671.43	973.37	1440.03	916.43
Total HxCDD	RA_Total_HxCDD	pg/g	35.01	33.11	605.68	707.78	763.38	444.7	534.54	680.87	728.43	719.26	245.91	286.17	204.27	279.17	464.06	266.72
Total HxCDF	RA_Total_HxCDF	pg/g	54.84	45.98	829.91	978.72	1058.47	581.8	637.31	846.57	940.68	900.85	362.67	411.14	270.99	378.56	559.01	345.65
Total PeCDD	RA_Total_PeCDD	pg/g	5.84 U	2.69 U	76.56	85.96	85.69	56.233	66.55	76.04	89.45	85.77	31.144	35.394	26.414	34.173	60.54	31.949
Total PeCDF	RA_Total_PeCDF	pg/g	29.62	23.512	452.35	493.56	446.915	286.047	294.447	351.775	519.91	492.455	155.321	168.643	116.827	161.995	248.57	147.202
Total TCDD	RA_Total_TCDD	pg/g	17.89 U	1.5 U	22.279	22.396	19.957	12.971	16.226	19.113	38.366	25.184	5.654	7.28	5.174	6.76	11.71	5.864
Total TCDF	RA_Total_TCDF	pg/g	47.802	17.855	361.68	343.23	227.991	166.122	160.18	189.457	552.566	421.993	67.232	81.549	56.275	75.893	139.568	66.303
Total PCDD/F TEQ (Bird)	RA-TEQ-B-DF	pg/g	8.46043	8.31925	132.903	139.359	123.093	83.9854	89.9391	118.337	146.007	154.725	37.5548	49.0939	32.1248	46.405	74.1673	44.3424
Total PCDD/F TEQ (Fish)	RA-TEQ-F-DF	pg/g	3.49553	3.77885	76.583	81.958	78.7745	50.3724	55.9891	68.0625	90.847	86.141	23.2888	30.5589	20.2128	28.2845	43.9833	26.2599
Total PCDD/F TEQ (Mammal)	RA-TEQ-M-DF	pg/g	4.45589	89.188	99.132	101.2341	62.3492	71.0569	91.8555	115.249	105.826	29.2121	38.3437	25.2866	35.8249	57.3265	33.6645	143.762
PCB Congeners																		
PCB-001	2051-60-7	ng/g	< 0.0328 U	< 0.0337 U	3.61	4.59	2.18	1.09	6.91	1.08	49.6 J	4.29	< 0.0336 UJ	0.822	< 0.0321 UJ	< 0.0329 U	< 0.0334 U	< 0.0324 U
PCB-002	2051-61-8	ng/g	< 0.046 U	< 0.0472 U	< 0.0464 UJ	< 0.0461 UJ	< 0.0471 UJ	< 0.0457 UJ	< 0.0457 UJ	< 0.0464 UJ	0.831 J	< 0.045 UJ	< 0.047 UJ	< 0.0469 UJ	< 0.0449 UJ	< 0.0461 UJ	< 0.0468 UJ	< 0.0454 UJ
PCB-003	2051-62-9	ng/g	< 0.0474 U	< 0.0486 U	2.18 J	2.56 J	0.806 J	< 0.047 UJ	2.99 J	0.619 J	18 J	2.58 J	< 0.0484 UJ	< 0.0483 UJ	< 0.0462 UJ	< 0.0474 UJ	< 0.0482 UJ	< 0.0467 UJ
PCB-004/010	PCB-4/10	ng/g	1.54	1.26	28.7 J	26.2 J	7.89 J	4.02 J	18.7 J	3.4 J	94.7 J	13.8 J	1.02 J	2.31 J	0.834 J	1.01 J	1.22 J	1.13 J
PCB-005/008	PCB-5/8	ng/g	1.99	1.86	25.4	22.8	7.06	4.31	17.6	3.47	97.1 J	19.5	1.17	2.21	1.02	1.54	1.91	3.61
PCB-006	25569-80-6	ng/g	1.17	0.573	6.38	5.75	2.46	1.44	3.55	0.698	16.3	4.56	0.305	0.858	< 0.0434 U	0.482	0.453	0.53
PCB-007/009	PCB-7/9	ng/g	< 0.0836 U	< 0.0858 U	1.8	1.57	0.39	< 0.083 U	0.615	< 0.0844 U	3.21	0.893	< 0.0855 U	< 0.0852 U	< 0.0817 U	< 0.0837 U	< 0.0851 U	< 0.0825 U
PCB-011	2050-67-1	ng/g	< 0.0435 U	< 0.0446 U	2.63	2.27	0.404	< 0.0432 U	0.674	< 0.0439 U	4.4	1.63	< 0.0445 U	< 0.0444 U	< 0.0425 U	< 0.0436 U	< 0.0443 U	< 0.043 U
PCB-012/013	PCB-12/13	ng/g	< 0.108 U	< 0.111 U	10.1 J	8.68 J	0.992 J	1 J	1.92 J	< 0.109 UJ	16.8 J	6.26 J	< 0.11 UJ	< 0.11 UJ	< 0.106 UJ	< 0.108 UJ	< 0.11 UJ	< 0.107 UJ
PCB-014	34883-41-5	ng/g	< 0.0426 U	< 0.0437 U	< 0.043 U	< 0.0427 U	< 0.0436 U	< 0.0423 U	< 0.0423 U	< 0.043 U	< 0.043 U	< 0.0416 U	< 0.0435 U	< 0.0434 U	< 0.0416 U	< 0.0426 U	< 0.0433 U	< 0.042 U
PCB-015	2050-68-2	ng/g	3.96	3.08	202 J	173 J	14.5	16.1	22	5.35	335 J	110 J	1.95 J	2.03	1.59 J	< 0.0392 U	3.92	3.13
PCB-016/032	PCB-16/32	ng/g	5.33	3.54	93 J	81.5 J	16.9	11.1	12.8	3.66	553 J	242 J	1.22 J	2.79	1.22 J	1.53	2.29	2.52
PCB-017	37680-66-3	ng/g	2.37	1.09	61.3 J	52.5 J	9.7	5.55	11	2.33	281 J	91.8 J	0.861	1.31	0.832	0.928	1.26	1.4
PCB-018	37680-65-2	ng/g	3.22 EB	1.75 EB	48.6 J	42.2 J	10.8 EB	7.43 EB	6.74 EB	3.32 EB	537 J	182 J	1.14 JEB	2.37 EB	1.08 JEB	1.4 EB	2.43 EB	2.85 EB
PCB-019	38444-73-4	ng/g	1.21 J	0.702 J	13.9	11.8	2.95	1.54	5.16	1.35	56.7 J	21.8	0.297	0.716	0.444	0.418	0.544	0.358
PCB-020/021/033	PCB-20/21/33	ng/g	111 J	6.66	42.1 J	37.5	7.68	7.69	3.93	3.42	225 J	94.1 J	1.06	1.64	1.06	1.43	2.94	4.66
PCB-022	38444-85-8	ng/g	3.19	0.722	114 J	101 J	13.7	10.3	3.97	1.85	538 J	193 J	0.757	1.08	0.614	0.891	1.92	3.07
PCB-023/034	PCB-23/34	ng/g	< 0.0794 U	< 0.0814 U	2.96	2.41	< 0.0813 U	< 0.0789 U	< 0.0789 U	< 0.0802 U	7.89	3.17	< 0.0812 U	< 0.081 U	< 0.0776 U	< 0.0795 U	< 0.0808 U	< 0.0784 U
PCB-024/027	PCB-24/27	ng/g	2.4	0.49	13.2	11.4	2.37	1.4	3.45	0.798	82.3 J	33.3	0.242	0.403	0.241	0.256	0.278	0.313
PCB-025	55712-37-3	ng/g	2	0.749	63.2 J	53.9 J	6.98	4.82	4.5	0.929	127 J	59.4 J	0.4	0.528	0.3	0.44	0.752	0.711
PCB-026	38444-81-4	ng/g	4.81	1.93	51.2 J	43.5 J	7.58	5.29	6.08	1.79	259 J	106 J	0.693	1.13	0.716	0.731	1.09	1.48
PCB-028	7012-37-5	ng/g	2.62 EB	6.01 EB	1280 J	1110 J	144 J	96 J	33.5 EB	9.65 EB	2210 J	1010 J	4.42 EB	6.06 EB	3.9 EB	4.56 EB	8.67 EB	9.23 EB
PCB-029	15862-07-4	ng/g	< 0.0558 U	< 0.0572 U	< 0.0563 U	< 0.0559 U	< 0.0571 U	< 0.0554 U	< 0.0554 U	< 0.0563 U	1.27	< 0.0545 U	< 0.057 U	< 0.0568 U	< 0.0544 U	< 0.0558 U	< 0.0567 U	< 0.055 U
PCB-030	35693-92-6	ng/g	< 0.0556 U	< 0.057 U	< 0.0561 U	< 0.0557 U	< 0.0569 U	< 0.0552 U	< 0.0552 U	< 0.0561 U	0.519	< 0.0543 U	< 0.0568 U	< 0.0566 U	< 0.0543 U	< 0.0556 U	< 0.0565 U	< 0.0548 U
PCB-031	16606-02-3	ng/g	6.67 EB	4.3 EB	259 J	229 J	34.5 EB	25.6 EB	16.6 EB	6.21 EB	970 J	381 J	2.32 EB	3.87 EB	2.07 EB	2.85 EB	6.39 EB	7.68 EB
PCB-035	37680-69-6	ng/g	49.2 J	< 0.0534 U	7.46 J	5.85 J	< 0.0533 UJ	< 0.0518 UJ	< 0.0518 UJ	< 0.0526 UJ	23.2 J	14.5 J	< 0.0533 UJ	< 0.0531 UJ	< 0.0509 UJ	< 0.0522 UJ	1.73 J	< 0.0514 UJ
PCB-036	38444-87-0	ng/g	< 0.0412 U	< 0.0423 U	< 0.0416 U	< 0.0414 U	< 0.0422 U	< 0.0409 U	< 0.041 U	< 0.0416 U	< 0.0416 U	< 0.0403 U	< 0.0422 U	< 0.042 U	< 0.0403 U	< 0.0413 U	< 0.042 U	< 0.0407 U
PCB-037	38444-90-5	ng/g	< 0.0485 U	6.94	242 J	207 J	21.5	23.9	14	5.15	651 J	247 J	2.45	2.44	2.31	2.34	7.47	5.29
PCB-038	53555-66-1	ng/g	< 0.0619 U	< 0.0634 U	< 0.0624 U	< 0.062 U	< 0.0633 U	< 0.0614 U	< 0.0615 U	< 0.0624 U	< 0.0624 U	< 0.0605 U	< 0.0632 U	< 0.0631 U	< 0.0604 U	< 0.0619 U	< 0.063 U	< 0.0611 U
PCB-039	38444-88-1	ng/g	< 0.0399 U	< 0.0409 U	1.89	1.44	< 0.0408 U	< 0.0396 U	< 0.0396 U	< 0.0403 U	2.56	< 0.039 U	< 0.0408 U	< 0.0407 U	< 0.039 U	< 0.0399 U	< 0.0406 U	< 0.0394 U
PCB-040	38444-93-8	ng/g	2.43	1.56	66.9 J	57.7 J	12.4	14	2.59	1.71	224 J	124 J	0.673	0.672	0.658	0.613	1.87	0.689
PCB-041/064	PCB-41/64	ng/g	7.6	7.4	272 J	244 J	52.5 J	49.7 J	12.1	6.27	924 J	517 J	1.82	1.99	1.5	1.48	3.6	1.9
PCB-042	36559-22-5	ng/g	6.63	5.25	179 J	151 J	30.1	27.9	8.26	3.66	566 J	299 J	1.39	1.26	1.03	0.984	3.36	1.33
PCB-043/049	PCB-43/49	ng/g	19.3 EB	17.3 EB	607 J	507 J	100 J	81.5 J	35.5 EB	11.6 EB	1750 J	897 J	4.67 EB	5.02 EB	4.13 EB	3.75 EB	8.71 EB	3.82 EB
PCB-044	41464-39-5	ng/g	17 EB	13.5 EB	428 J	366 J	77.8 J	78.2 J	17.3 EB	9.13 EB	1380 J	771 J	3.51 EB	3.63 EB	2.88 EB	3.15 EB	7.59 EB	3.34 EB
PCB-045	70362-45-7	ng/g	3.43	2.62	56.7 J	49.6 J	11.9	13	2.56	1.74	241 J	130 J	0.544	0.64	0.448	0.594	1.02	0.702
PCB-046	41464-47-5	ng/g	1.26	0.767	15	13	3.23	3.72	0.901	0.723	73.3 J	43.1 J	< 0.0468 U	< 0.0467 U	< 0.0447 U	< 0.0459 U	0.414	< 0.0452 U
PCB-047/048/075	PCB-47/48/75	ng/g	13.7	12.5	638 J	537 J	119 J	87.6 J	60.8 J	22.4	1360 J	715 J	7.16	8.01	6.22	7.32	20.2	5.98
PCB-050	62796-65-0	ng/g	< 0.0546 U	< 0.056 U	1.55	1.37	< 0.0559 U	< 0.0542 U	< 0.0542 U	< 0.0551 U	5.45	1.97	< 0.0558 U	< 0.0557 U	< 0.0533 U	< 0.0547 U	< 0.0556 U	< 0.0539 U
PCB-051	68194-04-7	ng/g	1.48	1.17	38.9 J	33.2	6.53	5.08	1.91	0.794	97.2 J	53 J	0.276	0.356	0.265	0.28	0.422	< 0.0454 U
PCB-052/073	PCB-52/73	ng/g	26.3 EB	23.3 EB	639 J	539 J	130 J	133 J	39.4 J	19.7 EB	1740 J	1030 J	6.9 EB	6.29 EB	5.75 EB	4.97 EB	15.6 EB	5.35 EB
PCB-053	41464-41-9	ng/g	4.91	3.72	120 J	103 J	23.1	19.3	6.09	3.82	288 J	185 J	0.824	1.15	0.783	0.868	1.41	0.707
PCB-054	15968-05-5	ng/g	< 0.0458 U	< 0.047 U	1.65	1.32	0.44	0.366	< 0.0455 U	< 0.0462 U	5.1	3.13	< 0.0468 U	< 0.0467 U	< 0.0447 U	< 0.0459 U	< 0.0466 U	< 0.0452 U
PCB-055	74338-24-2	ng/g	< 0.076 U	< 0.0779 U	11 J	9.65 J	1.31 J	0.641 J	< 0.0755 UJ	< 0.0767 UJ	36.3 J	13.6 J	< 0.0777 UJ	< 0.0775 UJ	< 0.0742 UJ	< 0.0761 UJ	< 0.0773 UJ	< 0.075 UJ

Table 12
Phase 2 Reach Floodplain Soil Analytical Results
Phase 2 Data Evaluation Summary Memorandum
Lower Neponset River
Boston and Milton, Massachusetts

Analyte	CAS Number	Units	24D-0175 24D-0175-BS 6/17/2024 N 1 - 2 ft	24D-0175 24D-0175-CS 6/17/2024 N 2 - 2.3 ft	24D-0176 24D-0176-AD 6/18/2024 FD 0 - 1 ft	24D-0176 24D-0176-AS 6/18/2024 N 0 - 1 ft	24D-0176 24D-0176-BS 6/18/2024 N 1 - 2 ft	24D-0176 24D-0176-CS 6/18/2024 N 2 - 3 ft	24D-0177 24D-0177-AS 6/18/2024 N 0 - 1 ft	24D-0177 24D-0177-BS 6/18/2024 N 1 - 1.1 ft	24D-0178 24D-0178-AS 6/18/2024 N 0 - 1 ft	24D-0178 24D-0178-BS 6/18/2024 N 1 - 1.5 ft	24D-0179 24D-0179-AD 6/18/2024 FD 0 - 1 ft	24D-0179 24D-0179-BD 6/18/2024 FD 1 - 1.6 ft	24D-0179 24D-0179-AS 6/18/2024 N 0 - 1 ft	24D-0179 24D-0179-BS 6/18/2024 N 1 - 1.6 ft	24D-0180 24D-0180-AS 6/18/2024 N 0 - 1 ft	24D-0180 24D-0180-BS 6/18/2024 N 1 - 1.8 ft
PCB-056/060	PCB-56/60	ng/g	6.28 EB	5.19 EB	472 J	401 J	75.5 J	84 J	16.9 EB	7.58 EB	1320 J	643 J	4.07 EB	3.97 EB	3.63 EB	3.69 EB	9.94 EB	4.59 EB
PCB-057	70424-67-8	ng/g	< 0.0405 U	< 0.0415 U	7.29	6.14	0.963	0.825	< 0.0402 U	< 0.0409 U	16.3	7.78	< 0.0414 U	< 0.0413 U	< 0.0395 U	< 0.0405 U	< 0.0412 U	0.368
PCB-058	41464-49-7	ng/g	< 0.0512 U	< 0.0525 U	1.98 J	1.66 J	< 0.0524 UJ	0.438 J	< 0.0508 UJ	< 0.0516 UJ	4.74 J	2.44 J	< 0.0523 UJ	< 0.0522 UJ	< 0.05 UJ	< 0.0512 UJ	< 0.0521 UJ	< 0.0505 UJ
PCB-059	74472-33-6	ng/g	1.21	1.25	36.8	30	5.88	16.6	1.17	2.17	125 J	59.3 J	0.275	< 0.0708 U	0.232	0.289	0.751	0.215
PCB-061/074	PCB-61/74	ng/g	4.02 EB	3.41 EB	479 J	402 J	66.3 J	60.4 J	16.1 EB	5.41 EB	1010 J	505 J	2.48 EB	2.59 EB	2.01 EB	2.24 EB	5.51 EB	3.01 EB
PCB-062	54230-22-7	ng/g	< 0.0462 U	< 0.0474 U	< 0.0466 U	< 0.0463 U	< 0.0473 U	< 0.0459 U	< 0.0459 U	< 0.0466 U	< 0.0466 U	< 0.0452 U	< 0.0472 U	< 0.0471 U	< 0.0451 U	< 0.0463 U	< 0.047 U	< 0.0456 U
PCB-063	74472-34-7	ng/g	0.518	0.435	51.9 J	43.7 J	7.09	5.95	2.27	0.591	99.9 J	48.2 J	0.247	< 0.038 U	< 0.0364 U	< 0.0373 U	0.579	< 0.0367 U
PCB-065	33284-54-7	ng/g	< 0.0645 U	< 0.0662 U	< 0.0651 U	< 0.0647 U	< 0.0661 U	< 0.0641 U	< 0.0641 U	< 0.0651 U	1.03	< 0.0631 U	< 0.066 U	< 0.0658 U	< 0.063 U	< 0.0646 U	< 0.0657 U	< 0.0637 U
PCB-066/080	PCB-66/80	ng/g	14.4 EB	13.7 EB	743 J	625 J	129 J	139 J	42.3 J	18 EB	1830 J	958 J	9.2 EB	8.34 EB	8.01 EB	7.2 EB	23.3 EB	7.99 EB
PCB-067	73575-53-8	ng/g	0.29	0.276	27.1	23.1	3.6	3.19	0.851	< 0.0592 U	78.7 J	34.7	< 0.0599 U	< 0.0597 U	< 0.0572 U	< 0.0587 U	< 0.0597 U	< 0.0579 U
PCB-068	73575-52-7	ng/g	< 0.0684 U	< 0.0701 U	5.62	4.28	1.39	0.912	1.48	0.59	9.71	4.37	0.153 J	0.275	0.203	0.194	0.407	< 0.0675 U
PCB-069	60233-24-1	ng/g	< 0.0512 U	< 0.0525 U	1.64	1.56	< 0.0524 U	< 0.0508 U	< 0.0508 U	< 0.0516 U	4.53	1.8	< 0.0523 U	< 0.0522 U	< 0.05 U	< 0.0512 U	< 0.0521 U	< 0.0505 U
PCB-070	32598-11-1	ng/g	16.9 EB	15.9 EB	726 J	612 J	134 J	158 J	42.1 J	19.8 EB	1860 J	1050 J	10.2 EB	9.34 EB	8.61 EB	7.98 EB	31 EB	9.7 EB
PCB-071	41464-46-4	ng/g	5.06	4.5	164 J	137 J	30.3	29.3	4.79	2.86	419 J	252 J	1.04	1.23	0.956	0.843	2.71	1.04
PCB-072	41464-42-0	ng/g	0.354	0.252	9.59	8.01	2.04	1.21	2.04	0.666	19.1	8.56	< 0.0541 U	0.219	< 0.0516 U	0.293	0.631	0.206
PCB-076	70362-48-0	ng/g	< 0.0756 U	< 0.0775 U	< 0.0763 U	< 0.0758 U	< 0.0774 U	< 0.0751 U	< 0.0751 U	< 0.0763 U	< 0.0763 U	1040 J	< 0.0773 UJ	8.83	< 0.0738 UJ	< 0.0757 U	< 0.0769 U	< 0.0746 U
PCB-077	32598-13-3	ng/g	2.13 J+	2.03 J+	91.8 J	77.6 J	17.1 J	17 J	11.5 J	4.12 J	194 J	95.9 J	2.26 J	1.9 J	2.07 J	2.04 J	6.57 J	1.99 J
PCB-078	70362-49-1	ng/g	< 0.0787 U	< 0.0807 U	1.67	1.64	0.611	0.394	< 0.0781 U	< 0.0794 U	2.86	2.38	< 0.0804 U	< 0.0802 U	< 0.0768 U	< 0.0787 U	< 0.0801 U	< 0.0776 U
PCB-079	41464-48-6	ng/g	< 0.0441 U	< 0.0452 U	< 0.0445 U	< 0.0442 U	< 0.0451 U	< 0.0438 U	< 0.0438 U	< 0.0445 U	< 0.0445 U	< 0.0431 U	< 0.0451 U	< 0.045 U	< 0.0431 U	< 0.0441 U	< 0.0449 U	< 0.0435 U
PCB-081	70362-50-4	ng/g	< 0.0699 U	< 0.0717 U	9.19 J	7.65 J	2.31 J	1.78 J	0.821 J	0.585 J	16.2 J	10.2 J	< 0.0714 UJ	0.399 J	< 0.0682 UJ	0.318 J	0.666 J	< 0.069 UJ
PCB-082	52663-62-4	ng/g	1.42	1.32	60.4 J	52 J	18.2	16.4	6.29	6.41	105 J	82.1 J	2.19	2.57	1.9	2.17	6.45	1.71
PCB-083/109	PCB-83/109	ng/g	0.733	0.699	27.2	22.6	7.34	6.09	4.06	2.78	42.4 J	30.2	1.02	1.19	0.866	1.13	2.73	0.766
PCB-084	52663-60-2	ng/g	3.14	2.45	100 J	86.8 J	39.5 J	31.2	14	17.8	167 J	149 J	3.17	4.14	2.63	3.71	8.44	2.81
PCB-085/120	PCB-85/120	ng/g	3.21	3	138 J	119 J	52.9 J	37	27.7	26.6	189 J	164 J	6.69	8.43	5.74	7.85	17.8	5.9
PCB-086/097	PCB-86/97	ng/g	3.29	2.94	139 J	117 J	37	34	16.6	10.8	223 J	169 J	4.14	4.69	3.35	4.33	10.2	2.85
PCB-087/115/116	PCB-87/115/116	ng/g	4.73	4.35	205 J	172 J	58.8 J	50.5 J	26.6	18.1	339 J	249 J	6.17	6.54	4.8	5.89	13.9	3.47
PCB-088/121	PCB-88/121	ng/g	< 0.152 U	< 0.156 U	1.91	1.9	< 0.156 U	< 0.151 U	< 0.151 U	< 0.154 U	4.23	3.02	< 0.156 U	< 0.155 U	< 0.149 U	< 0.153 U	< 0.155 U	< 0.15 U
PCB-089/090/101	PCB-89/90/101	ng/g	9.11	8.27	391 J	330 J	136 J	102 J	67.1 J	58.5 J	585 J	450 J	15.4	21.2	12.7	20	42.8 J	14.6
PCB-091	68194-05-8	ng/g	2.5	2.28	97.4 J	82.5 J	33.9	24.2	14.4	13.7	145 J	115 J	3.44	4.4	2.76	4.18	9.04	3.17
PCB-092	52663-61-3	ng/g	1.81	1.73	76.7 J	64.6 J	27.3	18.6	15.4	14.5	112 J	78.7 J	2.9	4.23	2.43	4.19	7.45	3.05
PCB-093/095	PCB-93/95	ng/g	7.98	6.59	288 J	247 J	109 J	81.2 J	44.1 J	52.4 J	432 J	355 J	8.23	10.8	6.65	9.49	18.5	6.96
PCB-094	73575-55-0	ng/g	< 0.0454 U	< 0.0466 U	6.85	5.86	2.2	1.45	1.05	1.14	9.84	6.78	< 0.0464 U	< 0.0463 U	< 0.0444 U	< 0.0455 U	< 0.0462 U	< 0.0448 U
PCB-096	73575-54-9	ng/g	< 0.0584 U	< 0.0599 U	6.36	5.5	3.1	2.15	0.912	1.66	10.3	10.7	< 0.0597 U	< 0.0596 U	< 0.057 U	< 0.0585 U	< 0.0595 U	< 0.0577 U
PCB-098/102	PCB-98/102	ng/g	0.9	0.746	33.7	28.4	11.1	7.61	3.42	4.57	47.6 J	38.9 J	0.821	1.1	0.664	1.1	2.1	0.829
PCB-099	38380-01-7	ng/g	5.58	5.34	280 J	238 J	105 J	69.6 J	55.1 J	53.8 J	365 J	298 J	12.4	17.3	10.3	16.6	34.3	13.8
PCB-100	39485-83-1	ng/g	< 0.0558 U	< 0.0572 U	3.85	3.21	1.24	0.744	0.937	0.702	6.12	3.61	< 0.057 U	< 0.0568 U	< 0.0544 U	< 0.0558 U	< 0.0567 U	< 0.055 U
PCB-103	60145-21-3	ng/g	< 0.0563 U	< 0.0578 U	4.96	4.03	1.24	0.8	0.625	< 0.0568 U	7.99	4.77	< 0.0576 U	< 0.0574 U	< 0.055 U	< 0.0564 U	< 0.0573 U	< 0.0556 U
PCB-104	56558-16-8	ng/g	< 0.0432 U	< 0.0442 U	< 0.0435 U	< 0.0433 U	< 0.0442 U	< 0.0428 U	< 0.0429 U	< 0.0436 U	< 0.0435 U	< 0.0422 U	< 0.0441 U	< 0.044 U	< 0.0421 U	< 0.0432 U	< 0.0439 U	< 0.0426 U
PCB-105/127	PCB-105/127	ng/g	3.47	2.95	230 J	194 J	46.5 J	49.1 J	26.9 J	8.67 J	351 J	222 J	5.36 J	4.3 J	4.45 J	4 J	11.7 J	2.94 J
PCB-106/118	PCB-106/118	ng/g	7.99	7.13	398 J	331 J	100 J	90.6 J	62.6 J	31	579 J	385 J	11.4	10.3	9.22	9.58	29.2	8
PCB-107/108	PCB-107/108	ng/g	0.618	0.61	34.8	28.9	8.42	7.46	5.45	3.07	49.9 J	32.1	0.961	0.808	0.915	0.837	2.65	0.985
PCB-110	38380-03-9	ng/g	12.3 EB	10.7 EB	512 J	434 J	195 J	136 J	98.6 J	94.9 J	707 J	555 J	22 EB	27.4 EB	18.1 EB	25.9 EB	58.3 J	21.5 EB
PCB-111/117	PCB-111/117	ng/g	< 0.275 U	< 0.282 U	< 0.277 U	< 0.276 U	< 0.281 U	< 0.273 U	< 0.273 U	< 0.277 U	< 0.277 U	< 0.269 U	< 0.281 U	< 0.28 U	< 0.268 U	< 0.275 U	< 0.28 U	< 0.271 U
PCB-112	74472-36-9	ng/g	< 0.0556 U	< 0.057 U	2.43 J	2.14 J	3.36 J	0.435 J	< 0.0552 UJ	< 0.0561 UJ	4.02 J	2.29 J	< 0.0568 UJ	< 0.0566 UJ	< 0.0543 UJ	< 0.0556 UJ	< 0.0565 UJ	< 0.0548 UJ
PCB-113	68194-10-5	ng/g	< 0.046 U	< 0.0472 U	2.23	1.82	< 0.0471 U	< 0.0457 U	< 0.0457 U	< 0.0464 U	3.2	2	< 0.047 U	< 0.0469 U	< 0.0449 U	< 0.0461 U	< 0.0468 U	< 0.0454 U
PCB-114	74472-37-0	ng/g	< 0.0716 U	< 0.0734 U	17.8 J	14.8 J	3.45 J	3.24 J	1.38 J	< 0.0723 UJ	26 J	16.2 J	< 0.0732 UJ	< 0.073 UJ	< 0.0699 UJ	< 0.0717 UJ	< 0.0729 UJ	< 0.0707 UJ
PCB-119	56558-17-9	ng/g	0.377	0.352	16.8	13.7	3.95	2.67	3.16	1.31	22.7	13.7	0.491	< 0.0562 U	< 0.0539 U	< 0.0552 U	1.48	0.505
PCB-122	76842-07-4	ng/g	< 0.0791 U	< 0.0811 U	7.97	6.84	< 0.0809 U	2.12	< 0.0785 U	1.34	12	9.36	< 0.0808 U	< 0.0806 U	< 0.0772 U	< 0.0791 U	1.13	< 0.078 U
PCB-123	65510-44-3	ng/g	0.542 J	0.322 J	15.2 J+	12.7 J+	6.1 J+	4.19 J+	3.93 J+	3.66 J+	20.2 J+	15.8 J+	0.85 J+	1.36 J+	0.735 J+	1.38 J+	2.28 J+	1.2 J+
PCB-124	70424-70-3	ng/g	0.341	0.331	18.2	15.8	7.36	5.02	4.07	3.98	24.9	19.3	0.882	1.26	0.842	1.19	2.71	1.13
PCB-125	74472-39-2	ng/g	< 0.042 U	< 0.0431 U	2.9 J	2.48 J	1.23 J	0.722 J	< 0.0417 UJ	0.702 J	3.39 J	3.27 J	< 0.0429 UJ	< 0.0428 UJ	< 0.041 UJ	< 0.042 UJ	< 0.0427 UJ	< 0.0415 UJ
PCB-126	57465-28-8	ng/g	< 0.0493 U	< 0.0505 U	3.1 J+	3.06 J+	< 0.0504 U	< 0.0489 U	< 0.0489 U	< 0.0497 U	4.31 J+	2.98 J+	< 0.0503 U	< 0.0502 U	< 0.0481 U	< 0.0493 U	< 0.0501 U	< 0.0486 U
PCB-128	38380-07-3	ng/g	1.01 J	0.92 J	39.9 J	34.6	17.3	11.4	12.9	11.8	52.8 J	35.2	2.65	3.73	2.24	3.37	6.84	2.71
PCB-129	55215-18-4	ng/g	0.36	< 0.0963 U	10.4 J	8.98 J	4.45 J	2.96 J	3.16 J	2.94 J	13.8 J	9.38 J	0.602 J	0.838 J	0.53 J	0.88 J	1.39 J	0.646 J
PCB-130	52663-66-8	ng/g	0.364	0.354	13.7	11.9	5.4	3.41	4.06	3.73	17.9	11.3	0.955	1.23	0.716	1.15	2.13	0.909
PCB-131/142	PCB-131/142	ng/g	< 0.0208 U	< 0.0213 U	2.64	2.29	1.11	0.763	0.525	0.579	3.9	2.93	< 0.0213 U	< 0.0212 U	< 0.0203 U	< 0.0208 U	< 0.0212 U	< 0.0205 U
PCB-132/168	PCB-132/168	ng/g	1.56	1.46	64.2 J	54.3 J	27.2	17.7	17.6	17.9	84.9 J	57.4 J	3.85	5.43	3.06	5.18	9.67	3.95
PCB-133	35694-04-3	ng/g	< 0.0995 U	< 0.102 U	3.02	2.49	1.03	0.642	0.96	0.759	4.31	2.09	< 0.102 U	< 0.101 U	< 0.0971 U	< 0.0996 U	0.615	< 0.0982 U
PCB-134	52704-70-8	ng/g	0.245	< 0.135 U	9.85	8.48	4.11	2.69	2.6	2.68	13.1	8.55	0.678	0.679	0.523	0.799	1.27	0.612
PCB-135/144	PCB-135/144	ng/g	0.633	0.612	27.4	23.3	11.3	7.66	7.68	7.41	36	24.3	1.57	2.19	1.3	2.05	3.73	1.67
PCB-136	38411-22-2	ng/g	0.52	0.413	19.7	16.8	9.19	6.14	5.3	6.05	26.7	19.5	1.11	1.59	0.872	1.54	2.85	1.14
PCB-137	35694-06-5	ng/g	0.356	0.321	13.5 J	11.1 J	5.76 J	3.72 J	3.98 J	3.92 J	17.6 J	12 J	0.859 J	1.18 J	0.662 J	0.995 J	1.87 J	0.843 J
PCB-138/163/164	PCB-138/163/164	ng/g	4.79	4.43	214 J	182 J	89.4 J	58.3 J	67.7 J	59.8 J	279 J	180 J	14.2	18.5	11.9	18.2	34.2	14.6
PCB-139/149	PCB-139/149	ng/g	2.92	2.63	123 J	105 J	52.1 J	34.6	35.5	35.1	162 J	110 J	7.38	10.2	6.24	9.73	18.4	7.71
PCB-140	59291-64-4	ng/g	< 0.0611 U	< 0.0626 U	1.26	1.01	0.473	< 0.0607 U	< 0.0607 U	< 0.0617 U	1.68	0.865	< 0.0624 U	< 0.0623 U	< 0.0597 U	< 0.0612 U	< 0.0622 U	< 0.0603 U
PCB-141	52712-04-6	ng/g	0.829	0.701	33 J	28.1 J	15.1 J	10.3 J	9.74 J	10.3 J	42.4 J	31.2 J	2.19 J	3.07 J	1.87 J	3.06 J	5.16 J	2.23 J
PCB-143	68194-15-0	ng/g	< 0.0615 U	< 0.063 U	1.25	0.967	0.378	0.363	0.27	0.413	1.3	0.945	< 0.0628 U	< 0.0627 U	< 0.06 U	< 0.0615 U	< 0.0626 U	< 0.0607 U
PCB-145	74472-40-5	ng/g	< 0.0768 U	< 0.0787 U	< 0.0775 U	< 0.077 U	< 0.0786 U	< 0.0762 U	< 0.0763 U	< 0.0775 U	< 0.0775 U	< 0.0751 U	< 0.0785 U	< 0.0782 U	< 0.0749 U	< 0.0768 U	< 0.0781 U	< 0.0758 U
PCB-146	51908-16-8	ng/g	0.48 J	0.36 J	21.3	17.7	8.33	5.53	6.72	5.65	28.2	17.3	1.31	1.76	1.08	1.72	3.13	1.39
PCB-147	68194-13-8	ng/g	0.23	0.14 J	5.39	4.58	1.87	1.4	1.75	1.36	8.48	4.34	0.27	0.322	0.208	0.365	0.606	0.262
PCB-148	74472-41-6	ng/g	< 0.0663 U	< 0.0679 U	< 0.0669 UJ	0.233 J	< 0.0678 UJ	< 0.0658 UJ	< 0.0658 UJ	< 0.0669 UJ	0.49 J	< 0.0648 UJ	< 0.0677 UJ	< 0.0675 UJ	< 0.0647 UJ	< 0.0663 UJ	< 0.0674 UJ	< 0.0654 UJ
PCB-150	68194-08-1	ng/g	< 0.076 U	< 0.0779 U	0.369	0.252	< 0.0778 U	< 0.0755 U	< 0.0755 U	< 0.0767 U	0.552	0.307	< 0.0777 U	< 0.0775 U	< 0.0742 U	< 0.0761 U	< 0.0773 U	< 0.075 U
PCB-151	52663-63-5	ng/g	0.717 J	0.625 J	28.4	24.1	11.3	7.75	7.03	6.99	38.6 J	26.4	1.47	1.82	1.14	1.74	2.81	1.13
PCB-152	68194-09-2	ng/g	< 0.084 U	< 0.0861 U	0.535	0.437	< 0.086 U	< 0.0834 U	< 0.0835 U	< 0.0848 U	0.743	0.444	< 0.0859 U	< 0.0856 U	< 0.082 U	< 0.0841 U	< 0.0855 U	< 0.0829 U

Table 12
Phase 2 Reach Floodplain Soil Analytical Results
Phase 2 Data Evaluation Summary Memorandum
Lower Neponset River
Boston and Milton, Massachusetts

Analyte	CAS Number	Units	24D-0175 24D-0175-BS 6/17/2024 N 1 - 2 ft	24D-0175 24D-0175-CS 6/17/2024 N 2 - 2.3 ft	24D-0176 24D-0176-AD 6/18/2024 FD 0 - 1 ft	24D-0176 24D-0176-AS 6/18/2024 N 0 - 1 ft	24D-0176 24D-0176-BS 6/18/2024 N 1 - 2 ft	24D-0176 24D-0176-CS 6/18/2024 N 2 - 3 ft	24D-0177 24D-0177-AS 6/18/2024 N 0 - 1 ft	24D-0177 24D-0177-BS 6/18/2024 N 1 - 1.1 ft	24D-0178 24D-0178-AS 6/18/2024 N 0 - 1 ft	24D-0178 24D-0178-BS 6/18/2024 N 1 - 1.5 ft	24D-0179 24D-0179-AD 6/18/2024 FD 0 - 1 ft	24D-0179 24D-0179-BD 6/18/2024 FD 1 - 1.6 ft	24D-0179 24D-0179-AS 6/18/2024 N 0 - 1 ft	24D-0179 24D-0179-BS 6/18/2024 N 1 - 1.6 ft	24D-0180 24D-0180-AS 6/18/2024 N 0 - 1 ft	24D-0180 24D-0180-BS 6/18/2024 N 1 - 1.8 ft
PCB-153	35065-27-1	ng/g	3.06	2.66	132 J	112 J	56.1 J	37.3 J	42.2 J	38.7 J	171 J	112 J	9.07 J	12 J	7.61 J	11.6 J	22.6 J	9.56 J
PCB-154	60145-22-4	ng/g	< 0.0485 U	< 0.0497 U	2.54	2.17	0.814	0.478	0.789	0.554	3.95	1.78	< 0.0496 U	< 0.0494 U	< 0.0474 U	< 0.0485 U	0.268	< 0.0479 U
PCB-155	33979-03-2	ng/g	< 0.0409 U	< 0.0419 U	< 0.0412 U	< 0.041 U	< 0.0418 U	< 0.0406 U	< 0.0406 U	< 0.0412 U	< 0.0412 U	< 0.04 U	< 0.0418 U	< 0.0416 U	< 0.0399 U	< 0.0409 U	< 0.0416 U	< 0.0403 U
PCB-156	38380-08-4	ng/g	0.465	0.418	23.6 J	19.7 J	6.3 J	5.21 J	6.01 J	3.46 J	30.7 J	16.9 J	0.897 J	0.95 J	0.757 J	0.916 J	2.4 J	0.899 J
PCB-157	69782-90-7	ng/g	< 0.0567 U	< 0.0581 U	6.62 J	5.84 J	2.39 J	2.01 J	2 J	1.56 J	8.54 J	5.45 J	0.498 J	0.525 J	0.344 J	0.563 J	1.2 J	0.41 J
PCB-158/160	PCB-158/160	ng/g	0.499 J	0.359 J	20.6	17.6	8.18	5.88	6.1	5.48	28.4	18.1	1.11	1.49	0.941	1.45	2.86	1.26
PCB-159	39635-35-3	ng/g	< 0.0674 U	< 0.0691 U	1.19	0.898	< 0.069 U	< 0.0669 U	< 0.067 U	< 0.068 U	1.35	0.828	< 0.0689 U	< 0.0687 U	< 0.0658 U	< 0.0675 U	< 0.0686 U	< 0.0665 U
PCB-161	74472-43-8	ng/g	< 0.0636 U	< 0.0652 U	< 0.0642 U	< 0.0638 U	< 0.0651 U	< 0.0631 U	< 0.0632 U	< 0.0642 U	< 0.0642 U	< 0.0622 U	< 0.065 U	< 0.0648 U	< 0.0621 U	< 0.0636 U	< 0.0647 U	< 0.0628 U
PCB-162	39635-34-2	ng/g	< 0.0651 U	< 0.0668 U	1.27	1.05	< 0.0666 U	< 0.0646 U	< 0.0647 U	< 0.0657 U	1.54	1.16	< 0.0665 U	< 0.0664 U	< 0.0636 U	< 0.0652 U	< 0.0663 U	< 0.0643 U
PCB-165	74472-46-1	ng/g	< 0.0911 U	< 0.0934 U	< 0.0919 U	< 0.0913 U	0.691	< 0.0904 U	< 0.0905 U	< 0.0919 U	< 0.0919 U	< 0.0891 U	< 0.0931 U	< 0.0928 U	< 0.0889 U	< 0.0912 U	< 0.0927 U	< 0.0899 U
PCB-166	41411-63-6	ng/g	< 0.0815 U	< 0.0836 U	1.11	1.2	< 0.0834 U	< 0.0809 U	< 0.081 U	< 0.0823 U	1.52	0.967	< 0.0833 U	< 0.0831 U	< 0.0796 U	< 0.0816 U	< 0.083 U	< 0.0805 U
PCB-167	52663-72-6	ng/g	0.319 J	0.272 J	8.76 J	7.45 J	3.56 J	2.37 J	3.03 J	2.36 J	11.7 J	7.08 J	0.71 J	0.615 J	0.485 J	0.758 J	1.34 J	0.631 J
PCB-169	32774-16-6	ng/g	< 0.0493 U	< 0.0505 U	< 0.0497 U	< 0.0494 U	< 0.0504 U	< 0.0489 U	< 0.0489 U	< 0.0497 U	< 0.0497 U	< 0.0482 U	< 0.0503 U	< 0.0502 U	< 0.0481 U	< 0.0493 U	< 0.0501 U	< 0.0486 U
PCB-170/190	PCB-170/190	ng/g	1.01	0.907	41.4 J	34.1	18.2	13	10.1	12	49.6 J	33.8	2.88	3.69	2.38	3.44	6.75	2.8
PCB-171	52663-71-5	ng/g	0.286	0.224	9.12	7.69	4.23	3.05	2.95	2.7	12	8.05	0.721	0.896	0.531	0.863	1.54	0.766
PCB-172/192	PCB-172/192	ng/g	< 0.141 U	< 0.145 U	4.81 J	4.21 J	2.17 J	1.57 J	1.46 J	1.61 J	6.19 J	4.37 J	0.411 J	0.516 J	0.295 J	0.413 J	0.863 J	0.365 J
PCB-173	68194-16-1	ng/g	< 0.0861 U	< 0.0883 U	0.969	0.725	0.399	< 0.0855 U	< 0.0855 U	< 0.0869 U	1.21	0.822	< 0.088 U	< 0.0878 U	< 0.0841 U	< 0.0862 U	< 0.0876 U	< 0.085 U
PCB-174	38411-25-5	ng/g	0.782	0.746	34.4	28.6	15.6	10.3	10.4	10.4	40.8 J	29.1	2.46	3.26	2	2.9	5.88	2.48
PCB-175	40186-70-7	ng/g	< 0.0615 U	< 0.063 U	1.09 J	0.882 J	0.569 J	0.364 J	0.4 J	0.365 J	1.43 J	0.994 J	< 0.0628 UJ	< 0.0627 UJ	< 0.06 UJ	< 0.0615 UJ	0.234 J	< 0.0607 UJ
PCB-176	52663-65-7	ng/g	< 0.0663 U	< 0.0679 U	3.16	2.65	1.5	1.05	0.79	1.11	4.19	3.06	0.276	0.326	0.191	0.266	0.605	0.233
PCB-177	52663-70-4	ng/g	0.45	0.338	20	16.7	8.63	5.55	6.1	5.46	23.9	16.3	1.38	1.77	1.23	1.66	3.32	1.43
PCB-178	52663-67-9	ng/g	< 0.081 U	< 0.083 U	7.04	5.81	2.9	1.84	2.25	1.99	8.91	5.62	0.582	0.758	0.515	0.64	1.21	0.53
PCB-179	52663-64-6	ng/g	0.256	0.22	11.5	9.63	5.3	3.31	3.32	3.38	14	9.88	0.849	1.07	0.747	1.03	2.02	0.877
PCB-180	35065-29-3	ng/g	1.64	1.49	66.9 J	55.9 J	32.3 J	22 J	21.8 J	22.3 J	83.6 J	60.7 J	5.12 J	6.89 J	4.44 J	6.42 J	12.2 J	5.38 J
PCB-181	74472-47-2	ng/g	< 0.0905 U	< 0.0928 U	< 0.0913 U	< 0.0908 U	< 0.0926 U	< 0.0899 U	< 0.0899 U	< 0.0913 U	< 0.0913 U	< 0.0885 U	< 0.0925 U	< 0.0922 U	< 0.0884 U	< 0.0906 U	< 0.0921 U	< 0.0893 U
PCB-182/187	PCB-182/187	ng/g	0.82	0.77	37.5	31.1	16.4	10.4	11.6	10.6	46.2 J	31.1	2.65	3.48	2.31	3.15	6.58	2.76
PCB-183	52663-69-1	ng/g	0.327 J	0.339 J	14.6	12.3	7.34	4.75	4.46	4.87	19.1	13.4	1.06	1.45	0.947	1.42	2.65	1.2
PCB-184	74472-48-3	ng/g	< 0.0475 U	< 0.0487 U	< 0.048 U	< 0.0477 U	< 0.0487 U	< 0.0472 U	< 0.0472 U	< 0.048 U	< 0.048 U	< 0.0465 U	< 0.0486 U	< 0.0485 U	< 0.0464 U	< 0.0476 U	< 0.0484 U	< 0.0469 U
PCB-185	52712-05-7	ng/g	< 0.0697 U	< 0.0715 U	4.27	3.52	2.03	1.29	1.26	1.44	5.01	3.64	0.266	0.41	0.273	0.404	0.642	0.355
PCB-186	74472-49-4	ng/g	< 0.0714 U	< 0.0732 U	< 0.0721 U	< 0.0716 U	< 0.0731 U	< 0.0709 U	< 0.0709 U	< 0.0721 U	< 0.0721 U	< 0.0698 U	< 0.073 U	< 0.0728 U	< 0.0697 U	< 0.0715 U	< 0.0727 U	< 0.0705 U
PCB-188	74487-85-7	ng/g	< 0.0519 U	< 0.0533 U	< 0.0524 U	< 0.0521 U	< 0.0532 U	< 0.0516 U	< 0.0516 U	< 0.0524 U	< 0.0524 U	< 0.0508 U	< 0.0531 U	< 0.0529 U	< 0.0507 U	< 0.052 U	< 0.0529 U	< 0.0513 U
PCB-189	39635-31-9	ng/g	< 0.0535 U	< 0.0548 U	1.88 J	1.58 J	0.852 J	0.579 J	0.676 J	0.53 J	2.35 J	1.76 J	< 0.0546 UJ	< 0.0545 UJ	< 0.0522 UJ	< 0.0535 UJ	< 0.0544 UJ	< 0.0528 UJ
PCB-191	74472-50-7	ng/g	< 0.132 U	< 0.136 U	1.2 J	1.03 J	0.615 J	0.388 J	0.395 J	0.457 J	1.6 J	1.21 J	< 0.135 UJ	< 0.135 UJ	< 0.129 UJ	0.307 J	< 0.135 UJ	< 0.131 UJ
PCB-193	69782-91-8	ng/g	< 0.178 U	< 0.183 U	3.6	2.98	1.36	1.09	1.15	1.02	4.21	2.7	0.188 J	0.363	0.239	0.294	0.625	0.274
PCB-194	35694-08-7	ng/g	1.63 J	< 0.157 UJ	22.8 J	67.9 J	13.5 J	10.1 J	10.6 J	10.6 J	77.4 J	22.2 J	3.43 J	5.19 J	4.16 J	5.48 J	7.62 J	3.8 J
PCB-195	52663-78-2	ng/g	< 0.145 U	< 0.149 U	8.22	7.01	4.46	2.76	2.44	2.61	8.96	6.45	< 0.149 U	< 0.148 U	< 0.142 U	< 0.145 U	1.64	< 0.143 U
PCB-196/203	PCB-196/203	ng/g	0.511	0.579	22	19	11.1	7.33	7.25	8.03	28.4	18.8	2.12	2.51	2.29	2.42	4.47	2.05
PCB-197	33091-17-7	ng/g	< 0.0569 U	< 0.0583 U	0.656	0.621	< 0.0582 U	< 0.0565 U	< 0.0565 U	< 0.0574 U	0.766	0.531	< 0.0582 U	< 0.058 U	< 0.0556 U	< 0.057 U	< 0.0579 U	< 0.0562 U
PCB-198	68194-17-2	ng/g	< 0.0966 U	< 0.0991 U	1.28 J	1.09 J	1.26 J	< 0.0959 UJ	< 0.096 UJ	0.885 J	1.27 J	1 J	< 0.0987 UJ	< 0.0985 UJ	< 0.0943 UJ	< 0.0967 UJ	0.757 J	< 0.0954 UJ
PCB-199	52663-75-9	ng/g	0.666 J	0.589 J	19.7	16.9	9.77	6.29	6.53	6.5	24.5	16.1	1.82	2.41	1.85	2.1	3.92	1.73
PCB-200	52663-73-7	ng/g	< 0.0825 U	< 0.0846 U	2.38	1.97	1.42	0.991	0.855	0.885	2.9	2.14	< 0.0843 U	< 0.0841 U	< 0.0805 U	< 0.0826 U	0.72	< 0.0814 U
PCB-201	40186-71-8	ng/g	< 0.0495 U	< 0.0507 U	1.91	1.73	0.924	0.78	0.583	0.888	2.62	1.83	< 0.0505 U	< 0.0504 U	< 0.0483 U	< 0.0495 U	< 0.0503 U	< 0.0488 U
PCB-202	2136-99-4	ng/g	< 0.0619 U	< 0.0634 U	3.21	3.12	1.71	1.01	1.16	1.25	4.22	2.74	< 0.0632 U	0.559	0.451	< 0.0619 U	0.708	0.351
PCB-204	74472-52-9	ng/g	< 0.0957 U	< 0.0981 U	< 0.0965 U	< 0.0959 U	< 0.0979 U	< 0.095 U	< 0.095 U	< 0.0965 U	< 0.0965 U	< 0.0936 U	< 0.0978 U	< 0.0975 U	< 0.0934 U	< 0.0958 U	< 0.0974 U	< 0.0944 U
PCB-205	74472-53-0	ng/g	< 0.0529 U	< 0.0542 U	1.1 J	2.48 J	0.937	< 0.0525 U	< 0.0525 U	0.637	58.2 J	0.912	< 0.0541 U	< 0.0539 U	< 0.0516 U	< 0.0529 U	< 0.0538 U	< 0.0522 U
PCB-206	40186-72-9	ng/g	0.42 J	0.426 J	11.3 J	9.77 J	7 J	4.23 J	4.75 J	6.14 J	14.5 J	10.6 J	1.9 J	2.1 J	1.89 J	2.12 J	3.32 J	2.12 J
PCB-207	52663-79-3	ng/g	< 0.067 U	< 0.0687 U	1.01 J	0.933 J	0.772 J	< 0.0665 UJ	< 0.0666 UJ	0.566 J	1.56 J	1.17 J	< 0.0685 UJ	< 0.0683 UJ	< 0.0654 UJ	< 0.0671 UJ	0.266 J	0.781 J
PCB-208	52663-77-1	ng/g	< 0.067 U	< 0.0687 U	2.94 J	2.99 J	2.38 J	1.2 J	1.59 J	2.07 J	4.24 J	3.5 J	0.787 J	0.861 J	0.664 J	0.741 J	1.15 J	0.773 J
PCB-209	2051-24-3	ng/g	< 0.0441 UJ	< 0.0452 UJ	5.18 J	5.45 J	5.59 J	2.79 J	3.49 J	5.17 J	6.42 J	6.81 J	1.8 J	2.16 J	1.42 J	2.15 J	2.7 J	1.98 J
Total Decachlorobiphenyls	RA_Total_DECPCB	ng/g	< 0.0441 U	< 0.0452 U	5.18	5.45	5.59	2.79	3.49	5.17	6.42	6.81	1.8	2.16	1.42	2.15	2.7	1.98
Total Dichlorobiphenyls	RA_Total_DIPCB	ng/g	8.66	6.773	277.01	240.27	33.696	26.87	65.059	12.918	567.51	156.643	4.445	7.408	3.444	3.032	7.503	8.4
Total Heptachlorobiphenyls	RA_Total_HEPPCB	ng/g	5.571	5.034	263.439	219.407	120.395	80.531	79.111	80.232	324.3	226.506	18.843	24.879	16.098	23.207	45.119	19.45
Total Hexachlorobiphenyls	RA_Total_HEXPCB	ng/g	19.357	16.675	830.504	706.527	343.836	228.576	247.604	229.495	1093.16	718.716	51.379	68.119	42.478	66.066	125.339	52.562
Total Monochlorobiphenyls	RA_Total_MONPCB	ng/g	< 0.0474 U	< 0.0486 U	5.79	7.15	2.986	1.09	9.9	1.699	68.431	6.87	< 0.0484 U	0.822	< 0.0462 U	< 0.0474 U	< 0.0482 U	< 0.0467 U
Total Nonachlorobiphenyls	RA_Total_NONPCB	ng/g	0.42	0.426	15.25	13.693	10.152	5.43	6.34	8.776	20.3	15.27	2.687	2.961	2.554	2.861	4.736	3.674
Total Octachlorobiphenyls	RA_Total_OCTPCB	ng/g	2.807	1.168	83.256	121.821	45.081	29.261	29.418	32.285	209.236	72.703	7.37	10.669	8.751	10	19.835	7.931
Total Pentachlorobiphenyls	RA_Total_PENPCB	ng/g	70.041	62.11	3121.76	2641.64	1019.19	785.101	504.384	432.094	4598.1	3486.78	108.515	132.018	89.052	123.527	283.16	96.175
Total Tetrachlorobiphenyls	RA_Total_TETPCB	ng/g	155.202	136.03	5903.28	4995.18	1044.39	1033.01	329.733	143.919	15701.4	9506.43	57.692	66.111	49.385	49.096	146.26	52.927
Total Trichlorobiphenyls	RA_Total_TRICPB	ng/g	194.02	34.883	2293.81	1991	278.66	200.62	121.73	40.457	6525.44	2679.07	15.86	24.337	14.787	17.774	37.764	39.562
Total PCB Congeners	RA_Tot_PCB_Cong	ng/g	456.078	263.099	12799.3	10942.1	2903.98	2393.27	1396.77	987.045	29114.3	16875.8	268.591	339.484	227.969	297.713	672.416	282.661
Total PCB TEQ (Bird)	RA-TEQ-B-PCB	ng/g	0.10698201	0.10191404	5.8510404	4.9779613	1.09296912	1.03493339	0.66143136	0.2662445	11.7987565	6.1431514	0.1138051	0.13560025	0.1041595	0.13446508	0.3969582	0.10002321
Total PCB TEQ (Fish)	RA-TEQ-F-PCB	ng/g	0.00027693	0.00025846	0.0327843	0.02982035	0.00371076	0.003376495	0.00209313	0.0009607	0.05419745	0.03294095	0.000324575	0.00047975	0.000286955	0.000448985	0.0012306	0.0002694
Total PCB TEQ (Mammal)	RA-TEQ-M-PCB	ng/g	0.00059658	0.00053576	0.3429928	0.3336671	0.00747756	0.00695297	0.00459208	0.0021247	0.4861447	0.3307557	0.00081745	0.0008512	0.00068673	0.00081531	0.0023004	0.0006214
TAL Metals and Mercury																		
Aluminum	7429-90-5	mg/kg	4000	4400	6100 J-	8400 J-	5800 J-	5400 J-	6400 J-	6900	8500	7300	5300 J-	6300	4400 J-	5800 J-	6100 J-	5200
Calcium	7440-70-2	mg/kg	1300	830	670	1800	620	660	1100	1100	3200	1700	900	1300	1100	1100	1000	920
Iron	7439-89-6	mg/kg	5600	11000	11000	18000	10000	8100	12000	10000	14000	8600	10000	13000	9200	12000	12000	10000
Magnesium	7439-95-4	mg/kg	1100	1900	1400 J	3000 J	1100 J-	1100 J-	1500 J-	1500	1800	1400	1500 J-	2000	1400 J-	1800 J-	2700 J-	1500
Potassium	7440-09-7	mg/kg	170 J	150 J	210 J-	170 J-	160 J-	140 J-	280 J-	230 J	260 J	230 J	250 J-	200 J	210 J-	310 J-	230 J-	190 J
Sodium	7440-23-5	mg/kg	160 J	< 570 U	< 600 U	< 580 U	< 450 U	< 550 U	< 670 U	< 620 U	240 J	170 J	< 460 U	< 480 U	< 450 U	81 J	< 590 U	< 410 U
Antimony	7440-36-0	mg/kg	0.48 J	1.6	1.3	1.1	1.5	< 1.2 U	< 0.97 U	1.1	< 1.8 U	1.1 J	< 0.78 U	< 0.99 U	< 0.84 U	< 1.0 U	< 1.2 U	< 1.0 U
Arsenic	7440-38-2	mg/kg	2.3 J	3.3 J	8.1	7.5	10	6.2	5.3	10	8.2	8.4	3.7	5.0	4.1	4.6	7.4	4.9
Barium	7440-39-3	mg/kg	51	38	54	43	67	45	24	44	67	59	19	20	18	20	21	17
Beryllium	7440-41-7	mg/kg	0.31 J	0.29 J	< 0.66 U	< 0.54 U	< 0.46 U	< 0.57 U	< 0.48 U	0.36 J	< 0.88 U	0.48 J	< 0.39 U	< 0.50 U	< 0.42 U	< 0.50 U	< 0.59 U	< 0.50 U

Table 12
Phase 2 Reach Floodplain Soil Analytical Results
Phase 2 Data Evaluation Summary Memorandum
Lower Neponset River
Boston and Milton, Massachusetts

Analyte	CAS Number	Units	24D-0175 24D-0175-BS 6/17/2024 N 1 - 2 ft	24D-0175 24D-0175-CS 6/17/2024 N 2 - 2.3 ft	24D-0176 24D-0176-AD 6/18/2024 FD 0 - 1 ft	24D-0176 24D-0176-AS 6/18/2024 N 0 - 1 ft	24D-0176 24D-0176-BS 6/18/2024 N 1 - 2 ft	24D-0176 24D-0176-CS 6/18/2024 N 2 - 3 ft	24D-0177 24D-0177-AS 6/18/2024 N 0 - 1 ft	24D-0177 24D-0177-BS 6/18/2024 N 1 - 1.1 ft	24D-0178 24D-0178-AS 6/18/2024 N 0 - 1 ft	24D-0178 24D-0178-BS 6/18/2024 N 1 - 1.5 ft	24D-0179 24D-0179-AD 6/18/2024 FD 0 - 1 ft	24D-0179 24D-0179-BD 6/18/2024 FD 1 - 1.6 ft	24D-0179 24D-0179-AS 6/18/2024 N 0 - 1 ft	24D-0179 24D-0179-BS 6/18/2024 N 1 - 1.6 ft	24D-0180 24D-0180-AS 6/18/2024 N 0 - 1 ft	24D-0180 24D-0180-BS 6/18/2024 N 1 - 1.8 ft
Cadmium	7440-43-9	mg/kg	0.57 J	0.60	< 0.66 U	0.19 J	0.18 J	0.20 J	0.41 J	0.17 J	0.64 J	0.28 J	0.11 J	< 0.50 U	0.15 J	< 0.50 U	< 0.59 U	< 0.50 U
Chromium, Total	7440-47-3	mg/kg	20 EB	41 EB	86 JEB	74 JEB	100 JEB	55 JEB	51 JEB	100 EB	110 EB	130 EB	30 JEB	46 EB	32 JEB	42 JEB	59 JEB	40 EB
Cobalt	7440-48-4	mg/kg	3.9 J+	2.4 J+	2.6	1.9	1.8	2.1	2.1	2.6 J+	4.7 J+	2.8 J+	4.7 J	4.1 J+	2.8 J	3.9	2.8	3.5 J+
Copper	7440-50-8	mg/kg	77 J+	65 J+	94	79	120	69	63	110 J+	140 J+	130 J+	34	43 J+	31	40	66	40 J+
Lead	7439-92-1	mg/kg	94 EB	180 EB	190 EB	160 EB	210 EB	130 EB	140 EB	220 EB	380 EB	300 EB	76 EB	84 EB	66 EB	80 EB	160 EB	79 EB
Manganese	7439-96-5	mg/kg	150 EB	66 EB	85 JEB	58 JEB	53 JEB	75 JEB	63 JEB	95 EB	220 EB	86 EB	250 JEB	190 EB	150 JEB	180 JEB	150 JEB	170 EB
Nickel	7440-02-0	mg/kg	7.2 J+	12 J+	5.3	3.6	3.8	3.8	5.3	6.4 J+	11 J+	7.6 J+	3.4	5.4 J+	5.0	4.4	4.8	4.8 J+
Selenium	7782-49-2	mg/kg	< 4.4 U	< 2.6 U	< 3.3 U	< 2.7 U	< 2.3 U	< 2.9 U	< 2.4 U	< 2.6 U	0.88 J	< 3.2 U	0.34 J	< 2.5 U	< 2.1 U	< 2.5 U	< 2.9 U	< 2.5 U
Silver	7440-22-4	mg/kg	0.92 J-	0.63 J-	0.43 J-	0.31 J-	0.48 J-	0.24 J-	0.24 J-	0.42 J-	0.62 J-	0.50 J-	0.13 J-	0.19 J-	0.13 J-	0.17 J-	0.37 J-	0.16 J-
Thallium	7440-28-0	mg/kg	< 0.89 U	< 0.51 U	< 0.66 U	< 0.54 U	< 0.46 U	< 0.57 U	< 0.48 U	0.087 J	< 0.88 U	0.11 J	< 0.39 U	< 0.50 U	< 0.42 U	< 0.50 U	< 0.59 U	< 0.50 U
Vanadium	7440-62-2	mg/kg	11	39	19	16	17	11	15	20	39	23	14	17	12	15	21	14
Zinc	7440-66-6	mg/kg	260 JEB	130 JEB	39 EB	31 EB	39 EB	52 EB	55 EB	60 EB	110 EB	73 EB	32 EB	37 EB	36 EB	33 EB	28 EB	24 EB
Mercury	7439-97-6	mg/kg	1.0	0.38	1.2	1.1	0.98	0.82	0.90	1.4	1.2	1.7	0.47	0.56	0.55	0.59	1.2	0.72
TCL VOCs																		
1,1,1-Trichloroethane (TCA)	71-55-6	ug/kg	< 8.4 U	-	< 5.9 U	< 5.8 U	< 6.4 U	< 5.8 U	< 6.7 U	-	< 9.2 U	< 6.5 U	< 6.4 U	< 5.0 U	< 4.5 U	< 5.9 U	< 5.5 U	< 6.2 U
1,1,2,2-TETRACHLOROETHANE	79-34-5	ug/kg	< 8.4 U	-	< 5.9 U	< 5.8 U	< 6.4 U	< 5.8 U	< 6.7 U	-	< 9.2 U	< 6.5 U	< 6.4 U	< 5.0 U	< 4.5 U	< 5.9 U	< 5.5 U	< 6.2 U
1,1,2-TRICHLORO-1,2,2-TRIFLUOROETHANE	76-13-1	ug/kg	< 8.4 U	-	< 5.9 U	< 5.8 U	< 6.4 U	< 5.8 U	< 6.7 U	-	< 9.2 U	< 6.5 U	< 6.4 U	< 5.0 U	< 4.5 U	< 5.9 U	< 5.5 U	< 6.2 U
1,1,2-Trichloroethane	79-00-5	ug/kg	< 8.4 U	-	< 5.9 U	< 5.8 U	< 6.4 U	< 5.8 U	< 6.7 U	-	< 9.2 U	< 6.5 U	< 6.4 U	< 5.0 U	< 4.5 U	< 5.9 U	< 5.5 U	< 6.2 U
1,1-Dichloroethane	75-34-3	ug/kg	< 8.4 U	-	< 5.9 U	< 5.8 U	< 6.4 U	< 5.8 U	< 6.7 U	-	< 9.2 U	< 6.5 U	< 6.4 U	< 5.0 U	< 4.5 U	< 5.9 U	< 5.5 U	< 6.2 U
1,1-Dichloroethene	75-35-4	ug/kg	< 8.4 U	-	< 5.9 U	< 5.8 U	< 6.4 U	< 5.8 U	< 6.7 U	-	< 9.2 U	< 6.5 U	< 6.4 U	< 5.0 U	< 4.5 U	< 5.9 U	< 5.5 U	< 6.2 U
1,2,3-Trichlorobenzene	87-61-6	ug/kg	< 8.4 UJ	-	< 5.9 U	< 5.8 U	< 6.4 U	< 5.8 U	< 6.7 U	-	< 760 U	< 460 U	< 6.4 U	< 5.0 U	< 4.5 U	< 5.9 U	< 5.5 U	< 6.2 U
1,2,3-TRICHLOROPROPANE	96-18-4	ug/kg	< 8.4 U	-	< 5.9 U	< 5.8 U	< 6.4 U	< 5.8 U	< 6.7 U	-	< 9.2 U	< 6.5 U	< 6.4 U	< 5.0 U	< 4.5 U	< 5.9 U	< 5.5 U	< 6.2 U
1,2,4-TRICHLOROBENZENE	120-82-1	ug/kg	< 8.4 UJ	-	< 5.9 U	< 5.8 U	< 6.4 U	< 5.8 U	< 6.7 U	-	< 760 U	< 460 U	< 6.4 U	< 5.0 U	< 4.5 U	< 5.9 U	< 5.5 U	< 6.2 U
1,2,4-Trimethylbenzene	95-63-6	ug/kg	< 8.4 U	-	< 5.9 U	< 5.8 U	< 6.4 U	< 5.8 U	< 6.7 U	-	< 760 U	< 460 U	< 6.4 U	< 5.0 U	< 4.5 U	< 5.9 U	< 5.5 U	< 6.2 U
1,2-Dibromo-3-Chloropropane	96-12-8	ug/kg	< 8.4 U	-	< 5.9 U	< 5.8 U	< 6.4 U	< 5.8 U	< 6.7 U	-	< 760 U	< 460 U	< 6.4 U	< 5.0 U	< 4.5 U	< 5.9 U	< 5.5 U	< 6.2 U
1,2-Dibromoethane (Ethylene Dibromide)	106-93-4	ug/kg	< 8.4 U	-	< 5.9 U	< 5.8 U	< 6.4 U	< 5.8 U	< 6.7 U	-	< 9.2 U	< 6.5 U	< 6.4 U	< 5.0 U	< 4.5 U	< 5.9 U	< 5.5 U	< 6.2 U
1,2-Dichlorobenzene	95-50-1	ug/kg	< 8.4 UJ	-	< 5.9 U	< 5.8 U	< 6.4 U	< 5.8 U	< 6.7 U	-	< 760 U	< 460 U	< 6.4 U	< 5.0 U	< 4.5 U	< 5.9 U	< 5.5 U	< 6.2 U
1,2-Dichloroethane	107-06-2	ug/kg	< 8.4 U	-	< 5.9 U	< 5.8 U	< 6.4 U	< 5.8 U	< 6.7 U	-	< 9.2 U	< 6.5 U	< 6.4 U	< 5.0 U	< 4.5 U	< 5.9 U	< 5.5 U	< 6.2 U
1,2-DICHLOROPROPANE	78-87-5	ug/kg	< 8.4 U	-	< 5.9 U	< 5.8 U	< 6.4 U	< 5.8 U	< 6.7 U	-	< 9.2 U	< 6.5 U	< 6.4 U	< 5.0 U	< 4.5 U	< 5.9 U	< 5.5 U	< 6.2 U
1,3,5-Trimethylbenzene (Mesitylene)	108-67-8	ug/kg	< 8.4 U	-	< 5.9 U	< 5.8 U	< 6.4 U	< 5.8 U	< 6.7 U	-	< 760 U	< 460 U	< 6.4 U	< 5.0 U	< 4.5 U	< 5.9 U	< 5.5 U	< 6.2 U
1,3-DICHLOROBENZENE	541-73-1	ug/kg	< 8.4 UJ	-	< 5.9 UJ	< 5.8 UJ	< 6.4 U	< 5.8 U	< 6.7 U	-	< 760 U	< 460 U	< 6.4 U	< 5.0 U	< 4.5 U	< 5.9 U	< 5.5 UJ	< 6.2 U
1,4-DICHLOROBENZENE	106-46-7	ug/kg	< 8.4 UJ	-	< 5.9 U	< 5.8 U	< 6.4 U	< 5.8 U	< 6.7 U	-	< 760 U	< 460 U	< 6.4 U	< 5.0 U	< 4.5 U	< 5.9 U	< 5.5 U	< 6.2 U
2-HEXANONE	591-78-6	ug/kg	< 17 U	-	< 12 U	< 12 U	< 13 U	< 12 U	< 13 U	-	< 18 U	< 13 U	< 13 U	< 10 U	< 9.1 U	< 12 U	< 11 U	< 12 U
ACETONE	67-64-1	ug/kg	120 JEB	-	< 12 U	< 12 U	< 13 U	< 12 U	< 13 U	-	20 EB	< 13 U	< 13 U	< 10 U	7.2 JEB	< 12 U	< 11 U	< 12 U
Benzene	71-43-2	ug/kg	< 8.4 U	-	< 5.9 U	< 5.8 U	< 6.4 U	< 5.8 U	< 6.7 U	-	< 9.2 U	< 6.5 U	< 6.4 U	< 5.0 U	< 4.5 U	< 5.9 U	< 5.5 U	< 6.2 U
BROMOCHLOROMETHANE	74-97-5	ug/kg	< 8.4 U	-	< 5.9 U	< 5.8 U	< 6.4 U	< 5.8 U	< 6.7 U	-	< 9.2 U	< 6.5 U	< 6.4 U	< 5.0 U	< 4.5 U	< 5.9 U	< 5.5 U	< 6.2 U
BROMODICHLOROMETHANE	75-27-4	ug/kg	< 8.4 U	-	< 5.9 U	< 5.8 U	< 6.4 U	< 5.8 U	< 6.7 U	-	< 9.2 U	< 6.5 U	< 6.4 U	< 5.0 U	< 4.5 U	< 5.9 U	< 5.5 U	< 6.2 U
BROMOFORM	75-25-2	ug/kg	< 8.4 U	-	< 5.9 U	< 5.8 U	< 6.4 U	< 5.8 U	< 6.7 U	-	< 760 U	< 460 U	< 6.4 U	< 5.0 U	< 4.5 U	< 5.9 U	< 5.5 U	< 6.2 U
BROMOMETHANE	74-83-9	ug/kg	< 8.4 U	-	< 5.9 U	< 5.8 U	< 6.4 U	< 5.8 U	< 6.7 U	-	< 9.2 U	< 6.5 U	< 6.4 U	< 5.0 U	< 4.5 U	< 5.9 U	< 5.5 U	< 6.2 U
CARBON DISULFIDE	75-15-0	ug/kg	< 8.4 U	-	< 5.9 U	< 5.8 U	< 6.4 U	< 5.8 U	< 6.7 U	-	< 9.2 U	< 6.5 U	< 6.4 U	< 5.0 U	< 4.5 U	< 5.9 U	< 5.5 U	< 6.2 U
CARBON TETRACHLORIDE	56-23-5	ug/kg	< 8.4 U	-	< 5.9 U	< 5.8 U	< 6.4 U	< 5.8 U	< 6.7 U	-	< 9.2 U	< 6.5 U	< 6.4 U	< 5.0 U	< 4.5 U	< 5.9 U	< 5.5 U	< 6.2 U
Chlorobenzene	108-90-7	ug/kg	< 8.4 UJ	-	< 5.9 U	< 5.8 U	< 6.4 U	< 5.8 U	< 6.7 U	-	< 9.2 U	< 6.5 U	< 6.4 U	< 5.0 U	< 4.5 U	< 5.9 U	< 5.5 U	< 6.2 U
CHLOROETHANE	75-00-3	ug/kg	< 8.4 U	-	< 5.9 U	< 5.8 U	< 6.4 U	< 5.8 U	< 6.7 U	-	< 9.2 U	< 6.5 U	< 6.4 U	< 5.0 U	< 4.5 U	< 5.9 U	< 5.5 U	< 6.2 U
Chloroform	67-66-3	ug/kg	< 8.4 U	-	< 5.9 U	< 5.8 U	< 6.4 U	< 5.8 U	< 6.7 U	-	< 9.2 U	< 6.5 U	< 6.4 U	< 5.0 U	< 4.5 U	< 5.9 U	< 5.5 U	< 6.2 U
CHLOROMETHANE	74-87-3	ug/kg	< 8.4 U	-	< 5.9 U	< 5.8 U	< 6.4 U	< 5.8 U	< 6.7 U	-	< 9.2 U	< 6.5 U	< 6.4 U	< 5.0 U	< 4.5 U	< 5.9 U	< 5.5 U	< 6.2 U
CIS-1,2-DICHLOROETHYLENE	156-59-2	ug/kg	< 8.4 U	-	< 5.9 U	< 5.8 U	< 6.4 U	< 5.8 U	< 6.7 U	-	< 9.2 U	< 6.5 U	< 6.4 U	< 5.0 U	< 4.5 U	< 5.9 U	< 5.5 U	< 6.2 U
cis-1,3-Dichloropropene	10061-01-5	ug/kg	< 8.4 U	-	< 5.9 U	< 5.8 U	< 6.4 U	< 5.8 U	< 6.7 U	-	< 9.2 U	< 6.5 U	< 6.4 U	< 5.0 U	< 4.5 U	< 5.9 U	< 5.5 U	< 6.2 U
Cyclohexane	110-82-7	ug/kg	< 8.4 U	-	< 5.9 U	< 5.8 U	< 6.4 U	< 5.8 U	< 6.7 U	-	< 9.2 U	< 6.5 U	< 6.4 U	< 5.0 U	< 4.5 U	< 5.9 U	< 5.5 U	< 6.2 U
DIBROMOCHLOROMETHANE	124-48-1	ug/kg	< 8.4 U	-	< 5.9 U	< 5.8 U	< 6.4 U	< 5.8 U	< 6.7 U	-	< 9.2 U	< 6.5 U	< 6.4 U	< 5.0 U	< 4.5 U	< 5.9 U	< 5.5 U	< 6.2 U
Dichlorodifluoromethane	75-71-8	ug/kg	< 8.4 U	-	< 5.9 U	< 5.8 U	< 6.4 U	< 5.8 U	< 6.7 U	-	< 9.2 U	< 6.5 U	< 6.4 U	< 5.0 U	< 4.5 U	< 5.9 U	< 5.5 U	< 6.2 U
Ethylbenzene	100-41-4	ug/kg	< 8.4 U	-	< 5.9 U	< 5.8 U	< 6.4 U	< 5.8 U	< 6.7 U	-	< 9.2 U	< 6.5 U	< 6.4 U	< 5.0 U	< 4.5 U	< 5.9 U	< 5.5 U	< 6.2 U
Isopropylbenzene (Cumene)	98-82-8	ug/kg	< 8.4 U	-	< 5.9 U	< 5.8 U	< 6.4 U	< 5.8 U	< 6.7 U	-	< 760 U	< 460 U	< 6.4 U	< 5.0 U	< 4.5 U	< 5.9 U	< 5.5 U	< 6.2 U
m,p-Xylene	179601-23-1	ug/kg	< 8.4 U	-	< 5.9 U	< 5.8 U	< 6.4 U	< 5.8 U	< 6.7 U	-	< 9.2 U	< 6.5 U	< 6.4 U	< 5.0 U	< 4.5 U	< 5.9 U	< 5.5 U	< 6.2 U
METHYL ACETATE	79-20-9	ug/kg	< 8.4 U	-	< 5.9 U	< 5.8 U	< 6.4 U	< 5.8 U	< 6.7 U	-	3200	500	< 6.4 U	< 5.0 U	< 4.5 U	< 5.9 U	< 5.5 U	< 6.2 U
Methyl Ethyl Ketone (2-Butanone)	78-93-3	ug/kg	32 J+	-	< 12 U	< 12 U	< 13 U	< 12 U	< 13 U	-	< 18 U	< 13 U	< 13 U	< 10 U	< 9.1 U	< 12 U	< 11 U	< 12 U
METHYL ISOBUTYL KETONE (4-METHYL-2-PENTANONE)	108-10-1	ug/kg	< 17 U	-	< 12 U	< 12 U	< 13 U	< 12 U	< 13 U	-	< 18 U	< 13 U	< 13 U	< 10 U	< 9.1 U	< 12 U	< 11 U	< 12 U
Methylcyclohexane	108-87-2	ug/kg	< 8.4 U	-	< 5.9 U	< 5.8 U	< 6.4 U	< 5.8 U	< 6.7 U	-	< 9.2 U	< 6.5 U	< 6.4 U	< 5.0 U	< 4.5 U	< 5.9 U	< 5.5 U	< 6.2 U
Methylene Chloride	75-09-2	ug/kg	< 8.4 U	-	< 5.9 U	6.1	< 6.4 U	< 5.8 U	< 6.7 U	-	< 9.2 U	< 6.5 U	< 6.4 U	< 5.0 U	< 4.5 U	< 5.9 U	5.5	< 6.2 U
o-Xylene (1,2-Dimethylbenzene)	95-47-6	ug/kg	< 8.4 U	-	< 5.9 U	< 5.8 U	< 6.4 U	< 5.8 U	< 6.7 U	-	< 9.2 U	< 6.5 U	< 6.4 U	< 5.0 U	< 4.5 U	< 5.9 U	< 5.5 U	< 6.2 U
Styrene	100-42-5	ug/kg	< 8.4 U	-	< 5.9 U	< 5.8 U	< 6.4 U	< 5.8 U	< 6.7 U	-	< 9.2 U	< 6.5 U	< 6.4 U	< 5.0 U	< 4.5 U	< 5.9 U	< 5.5 U	< 6.2 U
TERT-BUTYL METHYL ETHER	1634-04-4	ug/kg	< 8.4 U	-	< 5.9 U	< 5.8 U	< 6.4 U	< 5.8 U	< 6.7 U	-	< 9.2 U	< 6.5 U	< 6.4 U	< 5.0 U	< 4.5 U	< 5.9 U	< 5.5 U	< 6.2 U
Tetrachloroethylene (PCE)	127-18-4	ug/kg	< 8.4 U	-	< 5.9 U	< 5.8 U	< 6.4 U	< 5.8 U	< 6.7 U	-	< 9.2 U	< 6.5 U	< 6.4 U	< 5.0 U	< 4.5 U	< 5.9 U	< 5.5 U	< 6.2 U
Toluene	108-88-3	ug/kg	< 8.4 U	-	< 5.9 U	< 5.8 U	< 6.4 U	< 5.8 U	< 6.7 U	-	< 9.2 U	< 6.5 U	< 6.4 U	< 5.0 U	< 4.5 U	< 5.9 U	< 5.5 U	< 6.2 U
Trans-1,2-Dichloroethylene	156-60-5	ug/kg	< 8.4 U	-	< 5.9 U	< 5.8 U	< 6.4 U	< 5.8 U	< 6.7 U	-	< 9.2 U	< 6.5 U	< 6.4 U	< 5.0 U	< 4.5 U	< 5.9 U	< 5.5 U	< 6.2 U
Trans-1,3-Dichloropropene	10061-02-6	ug/kg	< 8.4 U	-	< 5.9 U	< 5.8 U	< 6.4 U	< 5.8 U	< 6.7 U	-	< 9.2 U	< 6.5 U	< 6.4 U	< 5.0 U	< 4.5 U	< 5.9 U	< 5.5 U	< 6.2 U
Trichloroethylene (TCE)	79-01-6	ug/kg	< 8.4 U	-	< 5.9 U	< 5.8 U	< 6.4 U	< 5.8 U	< 6.7 U	-	< 9.2 U	< 6.5 U	< 6.4 U	< 5.0 U	< 4.5 U	< 5.9 U	< 5.5 U	< 6.2 U
Trichlorofluoromethane	75-69-4	ug/kg	< 8.4 U	-	< 5.9 U	< 5.8 U	< 6.4 U	< 5.8 U	< 6.7 U	-	< 9.2 U	< 6.5 U	< 6.4 U	< 5.0 U	< 4.5 U	< 5.9 U	< 5.5 U	< 6.2 U
Vinyl Chloride	75-01-4	ug/kg	< 8.4 U	-	< 5.9 U	< 5.8 U	< 6.4 UJ	< 5.8 UJ	< 6.7 UJ	-	< 9.2 U	< 6.5 U	< 6.4 UJ	< 5.0 UJ	< 4.5 UJ	< 5.9 UJ	< 5.5 U	< 6.2 UJ

Table 12
Phase 2 Reach Floodplain Soil Analytical Results
Phase 2 Data Evaluation Summary Memorandum
Lower Neponset River
Boston and Milton, Massachusetts

			24D-0175 24D-0175-BS 6/17/2024 N 1 - 2 ft	24D-0175 24D-0175-CS 6/17/2024 N 2 - 2.3 ft	24D-0176 24D-0176-AD 6/18/2024 FD 0 - 1 ft	24D-0176 24D-0176-AS 6/18/2024 N 0 - 1 ft	24D-0176 24D-0176-BS 6/18/2024 N 1 - 2 ft	24D-0176 24D-0176-CS 6/18/2024 N 2 - 3 ft	24D-0177 24D-0177-AS 6/18/2024 N 0 - 1 ft	24D-0177 24D-0177-BS 6/18/2024 N 1 - 1.1 ft	24D-0178 24D-0178-AS 6/18/2024 N 0 - 1 ft	24D-0178 24D-0178-BS 6/18/2024 N 1 - 1.5 ft	24D-0179 24D-0179-AD 6/18/2024 FD 0 - 1 ft	24D-0179 24D-0179-BD 6/18/2024 FD 1 - 1.6 ft	24D-0179 24D-0179-AS 6/18/2024 N 0 - 1 ft	24D-0179 24D-0179-BS 6/18/2024 N 1 - 1.6 ft	24D-0180 24D-0180-AS 6/18/2024 N 0 - 1 ft	24D-0180 24D-0180-BS 6/18/2024 N 1 - 1.8 ft
Analyte	CAS Number	Units																
TCL SVOCs																		
1,2,4,5-TETRACHLOROBENZENE	95-94-3	ug/kg	< 310 U	< 210 U	< 220 U	< 220 U	< 220 U	< 210 U	< 250 U	-	< 320 U	< 260 U	< 180 U	< 180 U	< 180 U	< 180 U	< 210 U	< 190 U
1,4-Dioxane (P-Dioxane)	123-91-1	ug/kg	< 120 U	< 82 U	< 88 U	< 86 U	< 87 U	< 81 U	< 96 U	-	< 130 U	< 100 U	< 71 U	< 71 U	< 72 U	< 72 U	< 82 U	< 73 U
1-Methylnaphthalene	90-12-0	ug/kg	< 6.1 U	< 4.1 U	31	25	52	30	6.9	-	11	4.4 J	6.5	6.6 J	6.9	17 J	12	7.9
2,3,4,6-TETRACHLOROPHENOL	58-90-2	ug/kg	< 310 U	< 210 U	< 220 U	< 220 U	< 220 U	< 210 U	< 250 U	-	< 320 U	< 260 U	< 180 U	< 180 U	< 180 U	< 180 U	< 210 U	< 190 U
2,4,5-TRICHLOROPHENOL	95-95-4	ug/kg	< 310 U	< 210 U	< 220 U	< 220 U	< 220 U	< 210 U	< 250 U	-	< 320 U	< 260 U	< 180 U	< 180 U	< 180 U	< 180 U	< 210 U	< 190 U
2,4,6-TRICHLOROPHENOL	88-06-2	ug/kg	< 310 U	< 210 U	< 220 U	< 220 U	< 220 U	< 210 U	< 250 U	-	< 320 U	< 260 U	< 180 U	< 180 U	< 180 U	< 180 U	< 210 U	< 190 U
2,4-DICHLOROPHENOL	120-83-2	ug/kg	< 310 U	< 210 U	< 220 U	< 220 U	< 220 U	< 210 U	< 250 U	-	< 320 U	< 260 U	< 180 U	< 180 U	< 180 U	< 180 U	< 210 U	< 190 U
2,4-DIMETHYLPHENOL	105-67-9	ug/kg	< 310 U	< 210 U	< 220 U	< 220 U	< 220 U	< 210 U	< 250 U	-	< 320 U	< 260 U	< 180 U	< 180 U	< 180 U	< 180 U	< 210 U	< 190 U
2,4-DINITROPHENOL	51-28-5	ug/kg	< 610 U	< 410 U	< 440 U	< 420 U	< 430 U	< 400 U	< 480 U	-	< 620 U	< 500 U	< 350 U	< 350 U	< 360 U	< 360 U	< 400 U	< 360 U
2,4-DINITROTOLUENE	121-14-2	ug/kg	< 310 U	< 210 U	< 220 U	< 220 U	< 220 U	< 210 U	< 250 U	-	< 320 U	< 260 U	< 180 U	< 180 U	< 180 U	< 180 U	< 210 U	< 190 U
2,6-DINITROTOLUENE	606-20-2	ug/kg	< 310 U	< 210 U	< 220 U	< 220 U	< 220 U	< 210 U	< 250 U	-	< 320 U	< 260 U	< 180 U	< 180 U	< 180 U	< 180 U	< 210 U	< 190 U
2-CHLORONAPHTHALENE	91-58-7	ug/kg	< 310 U	< 210 U	< 220 U	< 220 U	< 220 U	< 210 U	< 250 U	-	< 320 U	< 260 U	< 180 U	< 180 U	< 180 U	< 180 U	< 210 U	< 190 U
2-CHLOROPHENOL	95-57-8	ug/kg	< 310 U	< 210 U	< 220 U	< 220 U	< 220 U	< 210 U	< 250 U	-	< 320 U	< 260 U	< 180 U	< 180 U	< 180 U	< 180 U	< 210 U	< 190 U
2-Methylnaphthalene	91-57-6	ug/kg	< 6.1 U	< 4.1 U	46	38	80	51	8.1	-	16	5.4	11	12	11	17	20	13
2-METHYLPHENOL (O-CRESOL)	95-48-7	ug/kg	< 610 U	< 410 U	< 440 U	< 420 U	< 430 U	< 400 U	< 480 U	-	< 620 U	< 500 U	< 350 U	< 350 U	< 360 U	< 360 U	< 400 U	< 360 U
2-NITROANILINE	88-74-4	ug/kg	< 310 U	< 210 U	< 220 U	< 220 U	< 220 U	< 210 U	< 250 U	-	< 320 U	< 260 U	< 180 U	< 180 U	< 180 U	< 180 U	< 210 U	< 190 U
2-NITROPHENOL	88-75-5	ug/kg	< 310 U	< 210 U	< 220 U	< 220 U	< 220 U	< 210 U	< 250 U	-	< 320 U	< 260 U	< 180 U	< 180 U	< 180 U	< 180 U	< 210 U	< 190 U
3,3'-DICHLOROBENZIDINE	91-94-1	ug/kg	< 610 U	< 410 U	< 440 U	< 420 U	< 430 U	< 400 U	< 480 U	-	< 620 U	< 500 U	< 350 U	< 350 U	< 360 U	< 360 U	< 400 U	< 360 U
3-NITROANILINE	99-09-2	ug/kg	< 610 U	< 410 U	< 440 U	< 420 U	< 430 U	< 400 U	< 480 U	-	< 620 U	< 500 U	< 350 U	< 350 U	< 360 U	< 360 U	< 400 U	< 360 U
4,6-DINITRO-2-METHYLPHENOL	534-52-1	ug/kg	< 610 U	< 410 U	< 440 U	< 420 U	< 430 U	< 400 U	< 480 U	-	< 620 U	< 500 U	< 350 U	< 350 U	< 360 U	< 360 U	< 400 U	< 360 U
4-BROMOPHENYL PHENYL ETHER	101-55-3	ug/kg	< 310 U	< 210 U	< 220 U	< 220 U	< 220 U	< 210 U	< 250 U	-	< 320 U	< 260 U	< 180 U	< 180 U	< 180 U	< 180 U	< 210 U	< 190 U
4-CHLORO-3-METHYLPHENOL	59-50-7	ug/kg	< 310 U	< 210 U	< 220 U	< 220 U	< 220 U	< 210 U	< 250 U	-	< 320 U	< 260 U	< 180 U	< 180 U	< 180 U	< 180 U	< 210 U	< 190 U
4-CHLOROANILINE	106-47-8	ug/kg	< 610 U	< 410 U	< 440 U	< 420 U	< 430 U	< 400 U	< 480 U	-	< 620 U	< 500 U	< 350 U	< 350 U	< 360 U	< 360 U	< 400 U	< 360 U
4-CHLOROPHENYL PHENYL ETHER	7005-72-3	ug/kg	< 310 U	< 210 U	< 220 U	< 220 U	< 220 U	< 210 U	< 250 U	-	< 320 U	< 260 U	< 180 U	< 180 U	< 180 U	< 180 U	< 210 U	< 190 U
4-METHYLPHENOL (P-CRESOL)	106-44-5	ug/kg	< 610 U	< 410 U	< 440 U	< 420 U	< 430 U	< 400 U	< 480 U	-	< 620 U	< 500 U	< 350 U	< 350 U	< 360 U	< 360 U	< 400 U	< 360 U
4-Nitroaniline	100-01-6	ug/kg	< 610 U	< 410 U	< 440 U	< 420 U	< 430 U	< 400 U	< 480 U	-	< 620 U	< 500 U	< 350 U	< 350 U	< 360 U	< 360 U	< 400 U	< 360 U
4-NITROPHENOL	100-02-7	ug/kg	< 610 U	< 410 U	< 440 U	< 420 U	< 430 U	< 400 U	< 480 U	-	< 620 U	< 500 U	< 350 U	< 350 U	< 360 U	< 360 U	< 400 U	< 360 U
Acenaphthene	83-32-9	ug/kg	< 6.1 U	< 4.1 U	100 J	51 J	190	79	26	-	31	18	9.4	7.1 J	7.7	38 J	18	11
ACENAPHTHYLENE	208-96-8	ug/kg	1.8 J	4.1	140	110	110	59	23	-	43	27	35	37	36	52	55	26
Acetophenone	98-86-2	ug/kg	< 610 U	< 410 U	< 440 U	< 420 U	< 430 U	61 J	< 480 U	-	< 620 U	< 500 U	< 350 U	< 350 U	< 360 U	< 360 U	< 400 U	< 360 U
ANTHRACENE	120-12-7	ug/kg	2.1 J	5.1	330	230	420	210	96	-	93	58	72	45 J	44	230 J	110	43
ATRAZINE	1912-24-9	ug/kg	< 610 U	< 410 U	< 440 U	< 420 U	< 430 U	< 400 U	< 480 U	-	< 620 U	< 500 U	< 350 U	< 350 U	< 360 U	< 360 U	< 400 U	< 360 U
BENZALDEHYDE	100-52-7	ug/kg	< 610 U	< 410 U	< 440 U	< 420 U	< 430 U	< 400 U	< 480 U	-	< 620 U	< 500 U	< 350 U	< 350 U	< 360 U	< 360 U	< 400 U	< 360 U
BENZO(A)ANTHRACENE	56-55-3	ug/kg	7.1	15	820	780	1300	570	240	-	530	230	270 J	150 J	140 J	500	310	190
BENZO(A)PYRENE	50-32-8	ug/kg	8.9	18	470	410	740	310	130	-	310	250	150	93 J	92	220 J	180	110
Benzo(B)Fluoranthene	205-99-2	ug/kg	9.3 J	25	1200	1000	1600	710	230 J	-	890	220 J	270 J	190 J	170 J	570	480	270
Benzo(G,H,I)Perylene	191-24-2	ug/kg	6.0 J	11	48	41	54	31	17	-	32	140	16	12 J	13	22 J	24	17
Benzo(K)Fluoranthene	207-08-9	ug/kg	3.1 J	9.3	390	290	560	170	95	-	230	76	98	65 J	69	140 J	120	84
BENZYL BUTYL PHTHALATE	85-68-7	ug/kg	< 310 U	< 210 U	< 220 U	< 220 U	< 220 U	< 210 U	< 250 U	-	< 320 U	< 260 U	< 180 U	< 180 U	< 180 U	< 180 U	< 210 U	< 190 U
BIPHENYL (DIPHENYL)	92-52-4	ug/kg	< 310 U	< 210 U	< 220 U	< 220 U	< 220 U	< 210 U	< 250 U	-	< 320 U	< 260 U	< 180 U	< 180 U	< 180 U	< 180 U	< 210 U	< 190 U
BIS(2-CHLOROETHOXY) METHANE	111-91-1	ug/kg	< 310 U	< 210 U	< 220 U	< 220 U	< 220 U	< 210 U	< 250 U	-	< 320 U	< 260 U	< 180 U	< 180 U	< 180 U	< 180 U	< 210 U	< 190 U
BIS(2-CHLOROETHYL) ETHER (2-CHLOROETHYL ETHER)	111-44-4	ug/kg	< 610 U	< 410 U	< 440 U	< 420 U	< 430 U	< 400 U	< 480 U	-	< 620 U	< 500 U	< 350 U	< 350 U	< 360 U	< 360 U	< 400 U	< 360 U
BIS(2-CHLOROISOPROPYL) ETHER	108-60-1	ug/kg	< 610 U	< 410 U	< 440 U	< 420 U	< 430 U	< 400 U	< 480 U	-	< 620 U	< 500 U	< 350 U	< 350 U	< 360 U	< 360 U	< 400 U	< 360 U
BIS(2-ETHYLHEXYL) PHTHALATE	117-81-7	ug/kg	< 310 U	< 210 U	260	120 J	77 J	< 210 U	< 250 U	-	420	320	41 J	< 180 U	< 180 U	< 180 U	71 J	< 190 U
Caprolactam	105-60-2	ug/kg	< 610 U	< 410 U	< 440 U	< 420 U	< 430 U	< 400 U	< 480 U	-	< 620 U	< 500 U	< 350 U	< 350 U	< 360 U	< 360 U	< 400 U	< 360 U
CARBAZOLE	86-74-8	ug/kg	< 610 U	< 410 U	120 J	78 J	200 J	110 J	< 480 U	-	64 J	< 500 U	< 350 U	< 350 U	< 360 U	< 360 U	< 400 U	< 360 U
CHRYSENE	218-01-9	ug/kg	7.7	11	960	860	1400	640	220	-	640	220	260	180 J	160	530	330	210
DIBENZ(A,H)ANTHRACENE	53-70-3	ug/kg	1.8 J	2.3 J	160	130	210	80	44	-	86	37	41	32 J	35	61 J	56	38
Dibenzofuran	132-64-9	ug/kg	< 310 U	< 210 U	71 J	< 220 U	140 J	98 J	< 250 U	-	< 320 U	< 260 U	< 180 U	< 180 U	< 180 U	< 180 U	< 210 U	< 190 U
Diethyl Phthalate	84-66-2	ug/kg	< 310 U	< 210 U	< 220 U	< 220 U	< 220 U	< 210 U	< 250 U	-	< 320 U	< 260 U	< 180 U	< 180 U	< 180 U	< 180 U	< 210 U	< 190 U
DIMETHYL PHTHALATE	131-11-3	ug/kg	< 310 U	< 210 U	< 220 U	< 220 U	< 220 U	< 210 U	< 250 U	-	< 320 U	< 260 U	< 180 U	< 180 U	< 180 U	< 180 U	< 210 U	< 190 U
Di-N-Butyl Phthalate	84-74-2	ug/kg	< 310 U	< 210 U	< 220 U	52 J	< 220 U	< 210 U	< 250 U	-	< 320 U	< 260 U	< 180 U	< 180 U	< 180 U	< 180 U	< 210 U	< 190 U
DI-N-OCTYLPHTHALATE	117-84-0	ug/kg	< 610 U	< 410 U	< 440 U	< 420 U	< 430 U	< 400 U	< 480 U	-	< 620 U	< 500 U	< 350 U	< 350 U	< 360 U	< 360 U	< 400 U	< 360 U
FLUORANTHENE	206-44-0	ug/kg	14	23	1900	1600	2800	1400	460	-	1300	520	600	390 J	240 J	950 J	640	280
FLUORENE	86-73-7	ug/kg	< 6.1 U	1.1 J	93 J	55 J	160	73	31	-	33	17	11	9.0 J	9.1	37 J	20	13
HEXACHLOROBENZENE	118-74-1	ug/kg	< 310 U	< 210 U	< 220 U	< 220 U	< 220 U	< 210 U	< 250 U	-	< 320 U	< 260 U	< 180 U	< 180 U	< 180 U	< 180 U	< 210 U	< 190 U
Hexachlorobutadiene	87-68-3	ug/kg	< 310 U	< 210 U	< 220 U	< 220 U	< 220 U	< 210 U	< 250 U	-	< 320 U	< 260 U	< 180 U	< 180 U	< 180 U	< 180 U	< 210 U	< 190 U
HEXACHLOROCYCLOPENTADIENE	77-47-4	ug/kg	< 610 U	< 410 U	< 440 U	< 420 U	< 430 U	< 400 U	< 480 U	-	< 620 U	< 500 U	< 350 U	< 350 U	< 360 U	< 360 U	< 400 U	< 360 U
HEXACHLOROETHANE	67-72-1	ug/kg	< 310 U	< 210 U	< 220 U	< 220 U	< 220 U	< 210 U	< 250 U	-	< 320 U	< 260 U	< 180 U	< 180 U	< 180 U	< 180 U	< 210 U	< 190 U
INDENO(1,2,3-C,D)PYRENE	193-39-5	ug/kg	4.8 J	8.8	340	280	550	180	83	-	210	120	100 J	67 J	61 J	130 J	140	94
ISOPHORONE	78-59-1	ug/kg	< 310 U	< 210 U	< 220 U	< 220 U	< 220 U	< 210 U	< 250 U	-	< 320 U	< 260 U	< 180 U	< 180 U	< 180 U	< 180 U	< 210 U	< 190 U
Naphthalene	91-20-3	ug/kg	< 6.1 U	1.2 J	69	60	130	140	13	-	30	9.2	16	18	17	19	33	21
NITROBENZENE	98-95-3	ug/kg	< 310 U	< 210 U	< 220 U	< 220 U	< 220 U	< 210 U	< 250 U	-	< 320 U	< 260 U	< 180 U	< 180 U	< 180 U	< 180 U	< 210 U	< 190 U
N-NITROSODI-N-PROPYLAMINE	621-64-7	ug/kg	< 310 U	< 210 U	< 220 U	< 220 U	< 220 U	< 210 U	< 250 U	-	< 320 U	< 260 U	< 180 U	< 180 U	< 180 U	< 180 U	< 210 U	< 190 U
N-NITROSODIPHENYLAMINE	86-30-6	ug/kg	< 310 U	< 210 U	< 220 U	< 220 U	< 220 U	< 210 U	< 250 U	-	< 320 U	< 260 U	< 180 U	< 180 U	< 180 U	< 180 U	< 210 U	< 190 U
PENTACHLOROPHENOL	87-86-5	ug/kg	< 12 U	< 8.3 U	6.3 J	5.3 J	3.6 J	< 8.2 U	< 9.7 U	-	3.0 J	< 10 U	< 7.2 U	< 7.1 U	< 7.2 U	2.1 J	4.1 J	< 7.3 U
PHENANTHRENE	85-01-8	ug/kg	7.0	11	1200	880	2100	1100	380	-	570	280	260 J	160 J	150 J	870 J	350	210
PHENOL	108-95-2	ug/kg	< 610 U	< 410 U	< 440 U	< 420 U	< 430 U	< 400 U	< 480 U	-	< 620 U	< 500 U	< 350 U	< 350 U	< 360 U	< 360 U	< 400 U	< 360 U
PYRENE	129-00-0	ug/kg	13	21	1400	1200	2100	980	330	-	850	470	450	220 J	200 J	730 J	470	260

Table 12
Phase 2 Reach Floodplain Soil Analytical Results
Phase 2 Data Evaluation Summary Memorandum
Lower Neponset River
Boston and Milton, Massachusetts

Analyte	CAS Number	Units	24D-0181 24D-0181-AS 6/18/2024 N 0 - 1 ft	24D-0181 24D-0181-BS 6/18/2024 N 1 - 2 ft	24D-0181 24D-0181-CS 6/19/2024 N 2 - 3 ft	24D-0182 24D-0182-AS 6/19/2024 N 0 - 1 ft	24D-0182 24D-0182-BS 6/19/2024 N 1 - 2 ft	24D-0182 24D-0182-CS 6/19/2024 N 2 - 3 ft	24D-0183 24D-0183-AS 6/19/2024 N 0 - 1 ft	24D-0183 24D-0183-BS 6/19/2024 N 1 - 1.8 ft	24D-0184 24D-0184-AS 6/19/2024 N 0 - 1 ft	24D-0184 24D-0184-BS 6/19/2024 N 1 - 2 ft	24D-0184 24D-0184-CS 6/19/2024 N 2 - 2.7 ft	24D-0185 24D-0185-AS 6/19/2024 N 0 - 1 ft	24D-0185 24D-0185-BS 6/19/2024 N 1 - 2 ft	24D-0185 24D-0185-CS 6/19/2024 N 2 - 3 ft	24D-0186 24D-0186-AD 6/21/2024 FD 0 - 1 ft	24D-0186 24D-0186-AS 6/21/2024 N 0 - 1 ft
PCDD/F																		
1,2,3,4,6,7,8-HpCDD	35822-46-9	pg/g	2950 EB	2810 EB	2200 JEB	2370 JEB	1700 JEB	4430 JEB	2500 JEB	4650 JEB	1350 JEB	1700 JEB	716 JEB	2350 JEB	3030 JEB	1220 JEB	422 EB	456 EB
1,2,3,4,6,7,8-HpCDF	67562-39-4	pg/g	1590 EB	1520 EB	1350 EB	1330 EB	1110 EB	5340 JEB	1380 EB	1630 EB	729 EB	782 EB	287 EB	1320 EB	1010 EB	500 EB	220 EB	324 EB
1,2,3,4,7,8,9-HpCDF	55673-89-7	pg/g	49.9	44	34.7	40	28.5	90.4	45.3	68.2	23.7	30.4	15.9	42	53	21.4	9.37	10.1
1,2,3,4,7,8-HxCDD	39227-28-6	pg/g	28.7	27.5	23.2 J	20.5 J	15 J	41.8 J	20.8 J	30.7 J	12.6 J	12.9 J	5.9 J	20.4 J	17.7 J	9.99 J	5.51	4.95
1,2,3,4,7,8-HxCDF	70648-26-9	pg/g	93.8	74.8	57.8	55.2	38	132	82.6	84.5	43.2	53.8	33.5	80.6	78.8	32.4	11.8	12.3
1,2,3,6,7,8-HxCDD	57653-85-7	pg/g	158	159	156 J	133 J	102 J	252 J	135 J	218 J	67.8 J	86.9 J	37.6 J	117 J	147 J	60.8 J	24.8	25.5
1,2,3,6,7,8-HxCDF	57117-44-9	pg/g	47.4	36.8	32.9 J	28.8 J	18.8 J	70.5 J	41.1 J	40.1 J	22.6 J	25.5 J	13.6 J	42.5 J	38.6 J	16.6 J	6.54	6.77
1,2,3,7,8,9-HxCDD	19408-74-3	pg/g	77.6	75.3	77.5 J	63.5 J	46.8 J	111 J	64.7 J	92.6 J	35.7 J	37.4 J	16.6 J	63.4 J	53.8 J	27.5 J	12.2	13.6
1,2,3,7,8,9-HxCDF	72918-21-9	pg/g	< 1.46 U	< 1.15 U	< 0.549 U	< 0.219 U	< 0.182 U	< 0.251 U	< 0.29 U	< 0.433 U	< 0.288 U	< 0.377 U	< 0.219 U	< 0.337 U	< 0.596 U	< 0.319 U	< 0.621 U	< 0.934 U
1,2,3,7,8-PeCDD	40321-76-4	pg/g	15.5 J	15.8 J	12.9 J	12 J	9.85 J	27 J	11 J	20 J	5.69 J	6.04 JN	3.1 JN	10 J	12.7 J	5.19 J	2.59 JN	2.88 J
1,2,3,7,8-PeCDF	57117-41-6	pg/g	17	26.5	25.3 J	13.8 J	11.5 J	33 J	13.4 J	16.4 J	7.54 J	10.7 J	9.24 J	11.5 J	16.3 J	7.9 J	3.3	3.2
2,3,4,6,7,8-HxCDF	60851-34-5	pg/g	52.4	50	60.2	40.2	29.9	110	45.9	55.1	24.2	30.6	15.8	43.3	48.6	20.8	8.52	10.1
2,3,4,7,8-PeCDF	57117-31-4	pg/g	70.6 J	105 J	89.9 J+	71.8 J+	50.3 J+	184 J+	64.4 J+	112 J+	29.2 J+	65.4 J+	64.9 J+	50 J+	98 J+	47.8 J+	13.2 J+	14.5 J+
2,3,7,8-TCDD	1746-01-6	pg/g	3.66 JN	4.37 J	4.89 J	2.86 J	2.15 J	5.61 J	3.14 J	4.67 J	1.54 J	2.67 J	1.58 J	2.75 J	6.71 JN	2.08 JN	< 0.977 UJ	< 0.973 UJ
2,3,7,8-TCDF	51207-31-9	pg/g	41.1	110	128 J	42.3 J	41.1 J	94.4 J	28.2 J	40.7 J	13.3 J	21.8 J	19.3 J	22.6 J	37.7 J	18.6 J	5	6.53
OCDD	3268-87-9	pg/g	22000 JEB	21500 JEB	16200 JEB	18900 JEB	15600 JEB	44800 JEB	18000 JEB	46400 JEB	9600 JEB	14900 JEB	6840 JEB	17700 JEB	29800 JEB	11300 JEB	2840 EB	2950 EB
OCDF	39001-02-0	pg/g	1710	1480	1170 J	1350 J	1150 J	3350 J	1470 J	2360 J	829 J	878 J	359 J	1490 J	1450 J	634 J	234	275
Total HpCDD	RA_Total_HpCDD	pg/g	5510	5230	3880	4380	3230	8520	4320	8630	2380	3030	1326	4330	5110	2230	756	831
Total HpCDF	RA_Total_HpCDF	pg/g	3269.9	3325.9	2943.1	2938	2420.8	10276.2	2800.7	4023.3	1450.9	1682.9	684.91	2640.1	2531.6	1175.68	461.26	637.7
Total HxCDD	RA_Total_HxCDD	pg/g	1015.38	967.27	1022.5	789.89	602.19	1492.47	792.58	1223.65	431.55	481.87	209.02	749.62	780.4	365.15	149.78	161.33
Total HxCDF	RA_Total_HxCDF	pg/g	1241.85	1225.63	1394.82	998.05	779.95	3234.25	1070.05	1311	534.668	649.68	304.049	994.38	1057.98	444.74	181.7	212.38
Total PeCDD	RA_Total_PeCDD	pg/g	137.94	129.3	154.87	93.53	69.86	187.25	102.63	130.53	55.73	62.67	24.7	97.14	102.16	51.97	17.45	19.931
Total PeCDF	RA_Total_PeCDF	pg/g	599.3	752.475	842.927	551.276	384.248	1386.83	571.985	826.027	271.502	464.2	344.793	498.869	706.83	318.235	91.597	100.46
Total TCDD	RA_Total_TCDD	pg/g	40.057	41.407	45.952	23.148	18.876	43.278	36.308	40.967	21.09	24.758	9.486	38.888	56.82	20.528	1.4 U	1.98 U
Total TCDF	RA_Total_TCDF	pg/g	506.7	683.6	649.86	416.16	290.11	998.86	490.86	695.48	209.65	509.65	505.37	417.07	944.86	398.32	73.479	95.53
Total PCDD/F TEQ (Bird)	RA-TEQ-B-DF	pg/g	184.415	285.223	281.564	169.56	134.43	424.819	152.6	236.463	74.2819	124.6258	102.8899	129.559	197.86	92.9249	28.5726	33.129
Total PCDD/F TEQ (Fish)	RA-TEQ-F-DF	pg/g	115.151	132.496	117.214	96.295	72.198	250.309	96.477	146.459	49.1269	73.1198	52.8039	85.988	115.353	52.9804	18.4391	20.519
Total PCDD/F TEQ (Mammal)	RA-TEQ-M-DF	pg/g	156.439	140.137	118.639	90.005	283.019	120.786	193.042	62.3119	85.3984	51.0059	109.952	141.824	61.5102	21.5219	24.1695	7.69237
PCB Congeners																		
PCB-001	2051-60-7	ng/g	27.6	7.52	2.17	6.95	< 0.0337 U	< 0.0342 U	39.7	4.36	48.2 J	8.43	1.77	41.9 J	9.38	3.59	2.09	1.91
PCB-002	2051-61-8	ng/g	0.506	< 0.0474 U	< 0.0475 U	< 0.0466 U	< 0.0473 U	< 0.0479 U	0.888	< 0.0465 U	0.699	< 0.0474 U	< 0.0448 U	0.879	2.15	1.9	< 0.0471 U	< 0.0469 U
PCB-003	2051-62-9	ng/g	11.2	5.21	1.57	3.83	< 0.0487 U	0.656	21.4	2.62	18.4	4.5	1.45	21.1	8.72	6.01	0.951	1.01
PCB-004/010	PCB-4/10	ng/g	85.2 J	24	16.8	28.3	2.08	7.98	105 J	37.2	106 J	57 J	14.3	104 J	84 J	57.1 J	6.52	5.91
PCB-005/008	PCB-5/8	ng/g	79.2 J	31.7	12.9	34.2	4.46	19.7	99.4 J	48.3 J	99 J	77.2 J	32.7	103 J	132 J	140 J	6.93	6.2
PCB-006	25569-80-6	ng/g	13.2	5.37	3.29	7.35	0.719	3.41	20.3	20	15.4	28.2	8.89	17.4	95.9 J	184 J	1.25	1.16
PCB-007/009	PCB-7/9	ng/g	2.7	1.18	< 0.0864 U	2.01	< 0.0859 U	1.09	4.02	2.89	2.73	4.33	1.61	2.92	8	8.62	0.277	0.388
PCB-011	2050-67-1	ng/g	3.12	1.49	0.774 J	1.97 J	< 0.0447 UJ	0.825 J	4.97 J	8.35 J	3.13 J	13.6 J	3.44 J	4.13 J	39.1 J	24.4 J	0.321	0.356
PCB-012/013	PCB-12/13	ng/g	10	4.62	2.83	5.91	< 0.111 U	2.63	19.2	32.2	8.68	51.4 J	13.1	14	147 J	76.5 J	0.712	0.793
PCB-014	34883-41-5	ng/g	< 0.0424 U	< 0.0439 U	< 0.044 U	< 0.0431 U	< 0.0437 U	< 0.0443 U	< 0.0444 U	< 0.043 U	< 0.0424 U	< 0.0438 U	< 0.0415 U	< 0.0444 U	< 0.044 U	< 0.0444 U	< 0.0436 U	< 0.0434 U
PCB-015	2050-68-2	ng/g	101 J	65.4 J	33.5	96.3 J	8.86	64.6 J	245 J	495 J	67.8 J	607 J	233 J	144 J	1570 J	330 J	8.53	11.6
PCB-016/032	PCB-16/32	ng/g	78.5 J	51.4 J	82.3 J	30.8 J	7.21 J	130 J	481 J	1130 J	59.8 J	1730 J	782 J	202 J	2870 J	1170 J	5.74 J	6.33 J
PCB-017	37680-66-3	ng/g	56.6 J	26.3	38 J	26.3 J	3.31 J	32 J	168 J	264 J	42.8 J	561 J	344 J	80 J	1480 J	781 J	4.94	5.01
PCB-018	37680-65-2	ng/g	37.3 EB	24.1 EB	39.5 JEB	25.5 JEB	7.07 JEB	47.8 JEB	198 JEB	312 JEB	19.6 JEB	417 JEB	225 JEB	58.5 JEB	1270 JEB	1090 JEB	4.48 EB	4.52 EB
PCB-019	38444-73-4	ng/g	28.4	16.1	22 J	8.23 J	1.33 J	7.67 J	77.5 J	206 J	24.7 J	334 J	106 J	57.2 J	618 J	190 J	1.77	1.89
PCB-020/021/033	PCB-20/21/33	ng/g	24.7	35.1	77.5 J	19.8	8.98	107 J	103 J	263 J	8.65	306 J	199 J	24.5	664 J	350 J	2.35	2.75
PCB-022	38444-85-8	ng/g	35.9	16	25.7	28.3	4.16	72 J	248 J	556 J	8.12	702 J	393 J	38	1420 J	571 J	2.86	3.48
PCB-023/034	PCB-23/34	ng/g	1.9	< 0.0819 U	< 0.0821 U	0.824	< 0.0816 U	1.96	3.85	8.93	0.862	10.2	4.5	2.14	30.3	27	< 0.0813 U	< 0.0809 U
PCB-024/027	PCB-24/27	ng/g	21	8.11	11.1	6.33	0.625	4.93	82.7 J	173 J	20	304 J	118 J	43.6 J	442 J	151 J	1.45	1.39
PCB-025	55712-37-3	ng/g	31.1	12.1	19.3	19.9	1.41	18.2	73.6 J	225 J	17.6	372 J	126 J	36.2	1090 J	1100 J	2.47	2.99
PCB-026	38444-81-4	ng/g	41.2 J	17.7	28.7	23.8	2.71	16.4	154 J	512 J	26	731 J	293 J	70.1 J	2040 J	1690 J	3.41	3.93
PCB-028	7012-37-5	ng/g	327 JEB	135 JEB	183 JEB	334 JEB	26.2 EB	619 JEB	1210 JEB	2800 JEB	67.9 JEB	4510 JEB	2570 JEB	226 JEB	6960 JEB	2820 JEB	29.4 JEB	36.3 JEB
PCB-029	15862-07-4	ng/g	< 0.0555 U	< 0.0575 U	< 0.0576 U	< 0.0564 U	< 0.0573 U	< 0.058 U	0.897	1.34	< 0.0556 U	0.888	< 0.0543 U	< 0.0581 U	< 0.0576 U	< 0.0582 U	< 0.057 U	< 0.0568 U
PCB-030	35693-92-6	ng/g	< 0.0553 U	< 0.0573 U	< 0.0574 U	< 0.0562 U	< 0.0571 U	< 0.0579 U	0.383	0.893	< 0.0554 U	1.15	< 0.0541 U	< 0.0579 U	3.24	1.01	< 0.0568 U	< 0.0566 U
PCB-031	16606-02-3	ng/g	134 JEB	62.2 JEB	88.8 JEB	105 JEB	14.4 EB	188 JEB	362 JEB	457 JEB	50.4 JEB	637 JEB	329 JEB	134 JEB	1440 JEB	1410 JEB	12.8 JEB	15.7 JEB
PCB-035	37680-69-6	ng/g	4.05 J+	< 0.0537 U	< 0.0539 U	2.66 J+	< 0.0536 U	10.2 J+	11.6 J+	18.1 J+	< 0.052 U	22.8 J+	16.7 J+	4.11 J+	46.8 J	17.4 J+	< 0.0533 U	< 0.0531 U
PCB-036	38444-87-0	ng/g	< 0.0411 U	< 0.0425 U	< 0.0426 U	< 0.0417 U	< 0.0424 U	11.8	< 0.043 U	< 0.0417 U	< 0.0411 U	< 0.0424 U	< 0.0402 U	< 0.043 U	< 0.0426 U	< 0.043 U	< 0.0422 U	< 0.042 U
PCB-037	38444-90-5	ng/g	91.3 J	52.1 J	1380 J	113 J	13.2	160 J	332 J	611 J	20	694 J	523 J	58.2 J	1290 J	285 J	10.5 J	14.5 J
PCB-038	53555-66-1	ng/g	< 0.0616 U	< 0.0638 U	< 0.0639 U	< 0.0626 U	< 0.0636 U	< 0.0644 U	< 0.0645 U	< 0.0625 U	< 0.0617 U	< 0.0637 U	< 0.0603 U	< 0.0645 U	< 0.0639 U	< 0.0646 U	< 0.0633 U	< 0.063 U
PCB-039	38444-88-1	ng/g	1.37	< 0.0411 U	< 0.0412 U	< 0.0404 U	< 0.041 U	< 0.0415 U	2.28	3.86	0.7	6.69	2.71	1.77	14.2	7.64	< 0.0408 U	< 0.0407 U
PCB-040	38444-93-8	ng/g	36.5	42 J	44 J	28.3	14.7	229 J	125 J	346 J	8.51	348 J	412 J	30.4	739 J	364 J	4.38	5.29
PCB-041/064	PCB-41/64	ng/g	205 J	116 J	89.1 J	135 J	50.5 J	727 J	643 J	1240 J	58.8 J	1280 J	1270 J	154 J	2320 J	953 J	19.5 J	23.5 J
PCB-042	36559-22-5	ng/g	112 J	103 J	94 J	75.7 J	21.1	488 J	370 J	913 J	38.1 J	931 J	916 J	107 J	1750 J	845 J	13	15.6
PCB-043/049	PCB-43/49	ng/g	456 JEB	334 JEB	322 JEB	298 JEB	64.2 JEB	1220 JEB	1180 JEB	2710 JEB	161 JEB	2790 JEB	2580 JEB	452 JEB	5080 JEB	2520 JEB	59.5 JEB	69.4 JEB
PCB-044	41464-39-5	ng/g	255 JEB	226 JEB	234 JEB	170 JEB	66 JEB	1270 JEB	898 JEB	2340 JEB	81.5 JEB	2380 JEB	2510 JEB	238 JEB	4490 JEB	2270 JEB	35.3 JEB	40.7 JEB
PCB-045	70362-45-7	ng/g	42.8 J	71.5 J	62.9 J	19.4 J	13.4 J	221 J	168 J	433 J	13 J	446 J	400 J	49.5 J	888 J	368 J	2.5	2.72
PCB-046	41464-47-5	ng/g	11.9	27.3	24.4	4.53	3.11	69.5 J	49.1 J	150 J	3.47	145 J	146 J	14.8	304 J	139 J	0.839	0.956
PCB-047/048/075	PCB-47/48/75	ng/g	502 J	373 J	230 J	469 J	144 J	1110 J	1000 J	1540 J	246 J	1690 J	1700 J	463 J	2680 J	1070 J	51.8 J	60.7 J
PCB-050	62796-65-0	ng/g	1.49	1.05	0.981	< 0.0552 U	< 0.0561 U	1.53	3.79	8.87	1.03	11.1	7.75	2.16	21.6	10.6	< 0.0559 U	< 0.0556 U
PCB-051	68194-04-7	ng/g	29.3	35.5	28.6	11	3.1	72.6 J	73 J	177 J	14.5	210 J	160 J	37	332 J	140 J	1.16	1.35
PCB-052/073	PCB-52/73	ng/g	562 JEB	548 JEB	427 JEB	341 JEB	169 JEB	2050 JEB	1320 JEB	3010 JEB	210 JEB	2950 JEB	2890 JEB	477 JEB	5260 JEB	2700 JEB	79.9 JEB	91.9 JEB
PCB-053	41464-41-9	ng/g	96.4 J	138 J	94 J	39.4 J	25.2	307 J	218 J	530 J	39.8 J	625 J	476 J	104 J	931 J	410 J	5.8	6.64
PCB-054	15968-05-5	ng/g	2.43	2.98	2.29 J	0.728 J	0.338 J	3.62 J	5.37 J	11.7 J	1.76 J	15 J	8.43 J	4.44 J	21.7 J	8.24 J	< 0.0469 U	< 0.0467 U
PCB-055	74338-24-2	ng/g	3.41	< 0.0783 U	< 0.0785 U	3.71	< 0.0781 U	4.5	15.3	19.8	< 0.0758 U	24.5	21	1.34	39.4	7.26	< 0.0777 U	0.466

Table 12
Phase 2 Reach Floodplain Soil Analytical Results
Phase 2 Data Evaluation Summary Memorandum
Lower Neponset River
Boston and Milton, Massachusetts

Analyte	CAS Number	Units	24D-0181 24D-0181-AS 6/18/2024 N 0 - 1 ft	24D-0181 24D-0181-BS 6/18/2024 N 1 - 2 ft	24D-0181 24D-0181-CS 6/19/2024 N 2 - 3 ft	24D-0182 24D-0182-AS 6/19/2024 N 0 - 1 ft	24D-0182 24D-0182-BS 6/19/2024 N 1 - 2 ft	24D-0182 24D-0182-CS 6/19/2024 N 2 - 3 ft	24D-0183 24D-0183-AS 6/19/2024 N 0 - 1 ft	24D-0183 24D-0183-BS 6/19/2024 N 1 - 1.8 ft	24D-0184 24D-0184-AS 6/19/2024 N 0 - 1 ft	24D-0184 24D-0184-BS 6/19/2024 N 1 - 2 ft	24D-0184 24D-0184-CS 6/19/2024 N 2 - 2.7 ft	24D-0185 24D-0185-AS 6/19/2024 N 0 - 1 ft	24D-0185 24D-0185-BS 6/19/2024 N 1 - 2 ft	24D-0185 24D-0185-CS 6/19/2024 N 2 - 3 ft	24D-0186 24D-0186-AD 6/21/2024 FD 0 - 1 ft	24D-0186 24D-0186-AS 6/21/2024 N 0 - 1 ft
PCB-056/060	PCB-56/60	ng/g	227 JEB	109 JEB	104 JEB	220 JEB	50.9 JEB	686 JEB	675 JEB	961 JEB	28.9 EB	996 JEB	1580 JEB	87.5 JEB	1460 JEB	220 JEB	26.6 JEB	32.2 JEB
PCB-057	70424-67-8	ng/g	4.06	< 0.0417 U	< 0.0418 U	2.94	< 0.0416 U	3.33	9.84	24	1.37	34	17.3	4.32	68.2 J	41.5 J	0.244	0.396
PCB-058	41464-49-7	ng/g	1.71	1.68	< 0.0529 U	1.8	< 0.0526 U	4.02	3.61	7.12	0.683	6.63	4.95	1.37	9.67	4.61	0.274	0.323
PCB-059	74472-33-6	ng/g	20.9	14.9	17.1	13.9	4.97	80.4 J	82 J	181 J	5.61	190 J	150 J	19	347 J	133 J	2.25	2.35
PCB-061/074	PCB-61/74	ng/g	187 JEB	62.4 JEB	83.3 JEB	207 JEB	28 EB	450 JEB	542 JEB	911 JEB	27.1 EB	1050 JEB	1230 JEB	86.4 JEB	1470 JEB	366 JEB	25 JEB	30 JEB
PCB-062	54230-22-7	ng/g	< 0.046 U	< 0.0476 U	< 0.0477 U	< 0.0467 U	< 0.0475 U	< 0.0481 U	< 0.0482 U	< 0.0467 U	< 0.0461 U	< 0.0476 U	< 0.045 U	< 0.0482 U	< 0.0477 U	< 0.0482 U	< 0.0473 U	< 0.0471 U
PCB-063	74472-34-7	ng/g	27.1	6.58	8.47	22.4	2.51	34.7	60.4 J	104 J	7.65	143 J	111 J	20.1	233 J	106 J	2.71	3.21
PCB-065	33284-54-7	ng/g	< 0.0643 U	< 0.0665 U	< 0.0667 U	< 0.0653 U	< 0.0663 U	< 0.0672 U	< 0.0673 U	0.838	< 0.0643 U	0.932	1.11	< 0.0673 U	2.05	0.697	< 0.066 U	< 0.0658 U
PCB-066/080	PCB-66/80	ng/g	452 JEB	300 JEB	270 JEB	504 JEB	143 JEB	1790 JEB	1110 JEB	2060 JEB	73.4 JEB	1710 JEB	2410 JEB	209 JEB	2270 JEB	476 JEB	76.8 JEB	91.7 JEB
PCB-067	73575-53-8	ng/g	10.7	3.64	5.61	11.1	1.25	20.2	38.9	69.6 J	1.77	77.1 J	73.5 J	5.77	111 J	34.3	1.24	1.5
PCB-068	73575-52-7	ng/g	8.38	< 0.0705 U	120 J	5.01	< 0.0702 U	< 0.0712 U	13.6	13.2	7.33	18.4	< 0.0666 U	12.8	39.4	22.2	1.02	1.01
PCB-069	60233-24-1	ng/g	< 0.0509 U	< 0.0527 U	< 0.0529 U	< 0.0518 U	< 0.0526 U	< 0.0533 U	3.69	5.62	0.975	7.08	3.76	1.82	12.4	4.35	< 0.0523 U	< 0.0521 U
PCB-070	32598-11-1	ng/g	507 JEB	364 JEB	292 JEB	498 JEB	179 JEB	2190 JEB	1160 JEB	2230 JEB	80.4 JEB	1620 JEB	2630 JEB	217 JEB	2150 JEB	372 JEB	75.2 JEB	90.1 JEB
PCB-071	41464-46-4	ng/g	98.6 J	84.8 J	< 0.0616 U	58.5 J	30.6	499 J	296 J	785 J	42.2 J	751 J	690 J	109 J	1300 J	599 J	9.23	10.7
PCB-072	41464-42-0	ng/g	12.2	7.09	< 0.0546 U	9.59	2.48	12.1	20.8	24.6	7.64	29.5	15.7	13.5	54.2 J	31.6	1.33	1.61
PCB-076	70362-48-0	ng/g	< 0.0753 U	< 0.0779 U	< 0.0781 U	< 0.0765 U	< 0.0777 U	< 0.0787 U	< 0.0788 U	< 0.0764 U	< 0.0754 U	< 0.0778 U	< 0.0737 U	< 0.0788 U	< 0.0781 U	< 0.0789 U	< 0.0773 U	< 0.077 U
PCB-077	32598-13-3	ng/g	64.2 J	48.2 J	1220 J	76.1 J	22.9 J+	165 J	128 J	187 J	17.4 J+	190 J	220 J	37.5 J+	321 J	76.3 J	12.9 J+	16.1 J+
PCB-078	70362-49-1	ng/g	1.83	2.48	< 0.0813 U	1.96	< 0.0808 U	4.2	< 0.082 U	4.98	< 0.0784 U	< 0.081 U	< 0.0767 U	< 0.082 U	< 0.0813 U	< 0.0821 U	< 0.0805 U	< 0.0802 U
PCB-079	41464-48-6	ng/g	< 0.0439 U	< 0.0455 U	< 0.0456 U	< 0.0446 U	< 0.0453 U	< 0.0459 U	< 0.046 U	< 0.0445 U	< 0.044 U	< 0.0454 U	< 0.043 U	< 0.046 U	2.14	< 0.046 U	< 0.0451 U	< 0.0449 U
PCB-081	70362-50-4	ng/g	6.79 J+	7.34 J+	374 J	8.01 J+	3.48 J+	20 J+	11.6 J+	20.4 J+	1.8 J+	17.3 J+	23 J+	3.71 J+	27.1 J+	6.68 J+	1.39 J+	1.59 J+
PCB-082	52663-62-4	ng/g	53.2 J	74.7 J	40.5 J	55.3 J	33.8 J	197 J	77.1 J	172 J	11.1 J	151 J	224 J	23.5 J	218 J	78.3 J	9.5	11.4
PCB-083/109	PCB-83/109	ng/g	24.6	27.2	14.5	27.9	13.1	62.9 J	38.8	69.7 J	9.24	67.2 J	75.5 J	16.7	109 J	58.3 J	4.26	4.99
PCB-084	52663-60-2	ng/g	95 J	147 J	78.4 J	95.7 J	75.7 J	368 J	141 J	321 J	26.4 J	287 J	365 J	56 J	484 J	263 J	13.5	16
PCB-085/120	PCB-85/120	ng/g	128 J	162 J	78.8 J	160 J	96.9 J	369 J	169 J	315 J	31.2	254 J	348 J	58 J	324 J	127 J	26.8	31.2
PCB-086/097	PCB-86/97	ng/g	119 J	158 J	87 J	124 J	64.3 J	404 J	184 J	380 J	29.9	304 J	452 J	62.5 J	397 J	150 J	23.3	27.3
PCB-087/115/116	PCB-87/115/116	ng/g	186 J	230 J	120 J	193 J	106 J	586 J	280 J	554 J	47.4 J	466 J	640 J	96.9 J	621 J	202 J	34	41.2 J
PCB-088/121	PCB-88/121	ng/g	1.62	2.46	1.25 J	< 0.154 UJ	0.639 J	5.65 J	3.08 J	6.43 J	< 0.152 UJ	5.28 J	7.56 J	0.742 J	8.04 J	2.02 J	< 0.156 U	< 0.155 U
PCB-089/090/101	PCB-89/90/101	ng/g	370 J	441 J	230 J	408 J	232 J	1040 J	515 J	954 J	104 J	750 J	1030 J	208 J	978 J	368 J	63.3 J	73.7 J
PCB-091	68194-05-8	ng/g	95.4 J	117 J	58.4 J	101 J	59.7 J	264 J	134 J	250 J	34.3	231 J	262 J	65.8 J	371 J	192 J	13.8	16
PCB-092	52663-61-3	ng/g	79.4 J	80.5 J	39.8 J	76.9 J	41 J	163 J	112 J	173 J	33.7	167 J	166 J	59.9 J	269 J	140 J	12	13.8
PCB-093/095	PCB-93/95	ng/g	278 J	368 J	187 J	253 J	185 J	828 J	395 J	796 J	86.8 J	726 J	809 J	182 J	1150 J	605 J	41.6 J	48.1 J
PCB-094	73575-55-0	ng/g	6.78	7.2	3.46	6.81	3.56	14.8	9.87	14.3	3.61	15.6	14.3	6.22	23.5	11.7	0.763	0.949
PCB-096	73575-54-9	ng/g	5.52	10.2	5.67	5.63	5.9	28.8	9.71	24.6	2.15	21.5	28.2	4.32	32.6	21.2	0.673	0.702
PCB-098/102	PCB-98/102	ng/g	27.4	37.6	19.8	29.7	18.9	89.1 J	40.5 J	85.2 J	9.17	80.8 J	89.7 J	18.7	129 J	66.7 J	3.14	3.87
PCB-099	38380-01-7	ng/g	250 J	295 J	143 J	313 J	174 J	672 J	337 J	603 J	69.6 J	495 J	659 J	131 J	639 J	261 J	45.2 J	53.4 J
PCB-100	39485-83-1	ng/g	5.01	3.72	1.73	4.08	1.78	6.42	7.37	6.97	3.38	7.77	6.6	5.54	12.3	6.1	0.475	0.557
PCB-103	60145-21-3	ng/g	5.44	5.01	2.76	4.14	1.82	9.15	7.65	11.4	2.68	12	10.4	5.36	20.8	10.9	0.659	0.737
PCB-104	56558-16-8	ng/g	0.242	< 0.0445 U	< 0.0446 U	< 0.0437 U	< 0.0443 U	< 0.0449 U	< 0.045 U	0.399	< 0.043 U	0.369	< 0.0421 U	< 0.045 U	0.435	< 0.045 U	< 0.0441 U	< 0.044 U
PCB-105/127	PCB-105/127	ng/g	169 J	123 J	71.2 J	190 J	58.6 J	436 J	252 J	380 J	36.7	392 J	652 J	69.9 J	463 J	114 J	34.3	39.8 J
PCB-106/118	PCB-106/118	ng/g	343 J	296 J	176 J	387 J	158 J	852 J	492 J	814 J	95.9 J	736 J	1060 J	179 J	857 J	291 J	69.9 J	81 J
PCB-107/108	PCB-107/108	ng/g	30.4	22.8	13.6	33.2	12.3	66.1 J	42.7 J	66.5 J	9.77	65.9 J	87.9 J	17.8	84.3 J	33.1	5.5	6.36
PCB-110	38380-03-9	ng/g	483 JEB	523 JEB	270 JEB	536 JEB	302 JEB	1160 JEB	663 JEB	1120 JEB	166 JEB	1080 JEB	1260 JEB	303 JEB	1620 JEB	913 JEB	83.6 JEB	96 JEB
PCB-111/117	PCB-111/117	ng/g	< 0.274 U	< 0.283 U	< 0.284 U	< 0.278 U	< 0.282 U	7.37	< 0.287 U	< 0.278 U	< 0.274 U	< 0.283 U	< 0.268 U	< 0.287 U	< 0.284 U	< 0.287 U	< 0.281 U	< 0.28 U
PCB-112	74472-36-9	ng/g	1.85	1.68	0.945 J	1.93 J	0.781 J	3.81 J	3 J	4.92 J	0.992 J	5.5 J	5.21 J	1.5 J	8.09 J	4.14 J	0.338	0.436
PCB-113	68194-10-5	ng/g	2.4	2.07	< 0.0475 UJ	2.45 J	< 0.0473 UJ	3.13 J	3.74 J	4.37 J	1.26 J	6.13 J	3.77 J	2.21 J	12.5 J	7.88 J	< 0.0471 U	< 0.0469 U
PCB-114	74472-37-0	ng/g	11.2	6.39	4.8	12.3	3.5	17.7	17.7	24.1	2.24	30.9	43.6 J	4.84	37.8	9.28	1.85	2.13
PCB-119	56558-17-9	ng/g	17.1	14.1	6.56	16.8	6.52	27.2	24	32.4	8.07	35.4	32.9	13.5	56.4 J	31.3	2.65	3.08
PCB-122	76842-07-4	ng/g	6.83	7.68	4.18	8.74	4.43	19	9.41	16.1	1.37	13.3	23.4	2.44	15.9	4.13	1.48	1.66
PCB-123	65510-44-3	ng/g	14.2 J+	16.4 J+	7.82 J+	17.4 J+	9.62 J+	34.8 J+	17.9 J+	30.6 J+	4.07 J+	24.7 J+	34.9 J+	7 J+	30.1 J+	9.3 J+	2.95 J+	3.15 J+
PCB-124	70424-70-3	ng/g	15.6	18	8.87	19.5	11.7	41.6 J	20.3	34.9	3.9	27.4	44.2 J	6.73	32.5	7.72	3.18	3.44
PCB-125	74472-39-2	ng/g	2.38	3.34	1.62 J	4.94 J	1.99 J	7.37 J	2.84 J	5.58 J	0.509 J	6.5 J	6.58 J	1.14 J	4.77 J	1.07 J	0.559	0.578
PCB-126	57465-28-8	ng/g	3.84 J+	< 0.0508 U	< 0.0509 UJ	3.72 J	1.87 J	5.45 J	4.57 J	4.96 J	< 0.0491 UJ	5.56 J	7.01 J	2.55 J	5.85 J	2.58 J	0.734 J+	0.793 J+
PCB-128	38380-07-3	ng/g	45.7 J	44.1 J	22.5	43.8 J	20.3	70.6 J	56.5 J	74.1 J	17.5	72.1 J	65.3 J	33.6	85.3 J	35.4	7.01	7.65
PCB-129	55215-18-4	ng/g	11.1	10.8	5.7	10.2	5.79	20.6	13.2	21.4	3.91	18.5	19.8	7.28	20	7	1.49	1.91
PCB-130	52663-66-8	ng/g	15.2	14.1	6.6	15.1	6.41	22.1	19.5	25.1	6.38	25.5	22.1	11.4	34	16.4	2.23	2.51
PCB-131/142	PCB-131/142	ng/g	2.98	3.04	1.49 J	2.41 J	1.35 J	5.8 J	3.79 J	5.38 J	1.11 J	5.95 J	6.23 J	2.14 J	7.26 J	2.81 J	0.364	0.354
PCB-132/168	PCB-132/168	ng/g	70 J	65.2 J	95.8 J	66.5 J	33.3	117 J	90.7 J	127 J	28	123 J	113 J	55.9 J	168 J	81.3 J	9.72	10.5
PCB-133	35694-04-3	ng/g	4.02	2.97	1.64	3.27	1.07	3.72	5.33	4.81	2.31	5.25	4.04	3.92	8.11	4.65	0.581	0.563
PCB-134	52704-70-8	ng/g	11.2	10.4	4.22	10.2	4.82	17.7	14.6	16.9	4.57	19	17	9.66	26	13.2	1.48	1.63
PCB-135/144	PCB-135/144	ng/g	31.2	29.3	14.8	28.6	13.5	51.3 J	39.4	56.7 J	13.2	52.4 J	47.1 J	25	73.3 J	35.6	4.24	4.67
PCB-136	38411-22-2	ng/g	22.2	23.2	12	19.7	11.2	44.6 J	28.2	44.6 J	9.01	40 J	38.5 J	17.9	56.3 J	28	2.85	3.04
PCB-137	35694-06-5	ng/g	14.8 J	14 J	7.36	13.8	6.58	24.9	18.4	26.8	5.23	24.3	24.3	11.2	28.4	10.5	2	2.15
PCB-138/163/164	PCB-138/163/164	ng/g	238 J	223 J	102 J	237 J	104 J	327 J	302 J	408 J	101 J	354 J	335 J	182 J	458 J	178 J	36.4 J	40.4 J
PCB-139/149	PCB-139/149	ng/g	143 J	133 J	67 J	132 J	61.9 J	232 J	178 J	256 J	56.9 J	227 J	208 J	111 J	310 J	150 J	19.7 J	21.7 J
PCB-140	59291-64-4	ng/g	1.3	1.13	< 0.0631 U	1.22	< 0.0628 U	1.76	2.08	1.93	0.62	2.34	1.85	1.48	3.74	2.1	0.141 J	0.239
PCB-141	52712-04-6	ng/g	36.6	37.5	18.4	34.3	18.6	69.9 J	42.9 J	71.7 J	12.4	56.6 J	62.3 J	24.7	62.5 J	22.7	5.06	5.66
PCB-143	68194-15-0	ng/g	1.05	0.956	< 0.0635 UJ	0.856 J	0.684 J	2.22 J	1.44 J	2.42 J	0.427 J	2.29 J	2.45 J	0.643 J	2.35 J	< 0.0642 UJ	< 0.0629 U	< 0.0627 U
PCB-145	74472-40-5	ng/g	< 0.0764 U	< 0.0791 U	< 0.0793 U	< 0.0777 U	< 0.0789 U	< 0.0799 U	< 0.08 U	0.341	< 0.0765 U	0.401	0.354	< 0.08 U	0.491	< 0.0801 U	< 0.0785 U	< 0.0782 U
PCB-146	51908-16-8	ng/g	24.9	21.2	10.5	23.4	9.41	33.2	31.6	39.9 J	11.4	37.2	31.6	21.1	50.6 J	26.7	3.43	3.87
PCB-147	68194-13-8	ng/g	7.62	5.32	2.59	5.91	2.16	7.57	10.5	9.01	4.56	9.69	7.57	7.91	12.8	5.69	0.914	0.997
PCB-148	74472-41-6	ng/g	0.501	< 0.0683 U	< 0.0685 U	< 0.067 U	< 0.0681 U	< 0.069 U	0.749	0.466	0.379	0.465	0.265	0.578	0.817	0.516	< 0.0678 U	< 0.0675 U
PCB-150	68194-08-1	ng/g	0.504	0.309	< 0.0785 U	0.279	< 0.0781 U	0.367	0.602	0.548	0.257	0.541	0.414	0.625	0.738	0.357	< 0.0777 U	< 0.0774 U
PCB-151	52663-63-5	ng/g	34	31.4	16.3	27.1	13.3	55.2 J	41.6 J	62.3 J	14.5	53.8 J	50.8 J	27.8	73.9 J	38	4.65	5.16
PCB-152	68194-09-2	ng/g	0.578	0.507	0.253	0.495	< 0.0863 U	0.959	0.867	0.829	0.366	0.986	0.861	0.677	1.25	0.671	< 0.0859 U	< 0.0856 U

Table 12
Phase 2 Reach Floodplain Soil Analytical Results
Phase 2 Data Evaluation Summary Memorandum
Lower Neponset River
Boston and Milton, Massachusetts

Analyte	CAS Number	Units	24D-0181 24D-0181-AS 6/18/2024 N 0 - 1 ft	24D-0181 24D-0181-BS 6/18/2024 N 1 - 2 ft	24D-0181 24D-0181-CS 6/19/2024 N 2 - 3 ft	24D-0182 24D-0182-AS 6/19/2024 N 0 - 1 ft	24D-0182 24D-0182-BS 6/19/2024 N 1 - 2 ft	24D-0182 24D-0182-CS 6/19/2024 N 2 - 3 ft	24D-0183 24D-0183-AS 6/19/2024 N 0 - 1 ft	24D-0183 24D-0183-BS 6/19/2024 N 1 - 1.8 ft	24D-0184 24D-0184-AS 6/19/2024 N 0 - 1 ft	24D-0184 24D-0184-BS 6/19/2024 N 1 - 2 ft	24D-0184 24D-0184-CS 6/19/2024 N 2 - 2.7 ft	24D-0185 24D-0185-AS 6/19/2024 N 0 - 1 ft	24D-0185 24D-0185-BS 6/19/2024 N 1 - 2 ft	24D-0185 24D-0185-CS 6/19/2024 N 2 - 3 ft	24D-0186 24D-0186-AD 6/21/2024 FD 0 - 1 ft	24D-0186 24D-0186-AS 6/21/2024 N 0 - 1 ft
PCB-153	35065-27-1	ng/g	153 J	137 J	69.7 J	150 J	66 J	231 J	187 J	263 J	61.2 J	220 J	207 J	117 J	261 J	115 J	22.6 J	24.7 J
PCB-154	60145-22-4	ng/g	3.65	2.3	1.05	2.54	0.825	2.74	5.15	4	2.52	4.64	3.05	3.98	7.3	4.42	0.384	0.405
PCB-155	33979-03-2	ng/g	< 0.0407 U	< 0.0421 U	< 0.0422 U	< 0.0413 U	< 0.042 U	< 0.0425 U	< 0.0426 U	< 0.0413 U	< 0.0407 U	< 0.0421 U	< 0.0398 U	< 0.0426 U	< 0.0422 U	< 0.0426 U	< 0.0418 U	< 0.0416 U
PCB-156	38380-08-4	ng/g	24 J	16.6 J	< 0.0612 U	24.1	7.38	31.2	29.4	38.6 J	8.47	41.8 J	38.7 J	16.6	45.7 J	16.7	3.74	4.16
PCB-157	69782-90-7	ng/g	6.9 J+	6.46 J+	3.56 J+	7.02 J+	3.1 J+	10.2 J+	8.69 J+	11.9 J+	2.73 J+	10.9 J+	10.5 J+	4.73 J+	12.5 J+	4.95 J+	1.12 J+	1.18 J+
PCB-158/160	PCB-158/160	ng/g	23.4 J	20.8 J	81.5 J	22.8	9.71	34.3	28.4	38.8 J	8.28	38.1	36.7	16.8	44.8 J	17.2	2.93	3.21
PCB-159	39635-35-3	ng/g	1.34	< 0.0695 U	< 0.0696 U	1.16	< 0.0692 U	2.35	1.92	2.43	< 0.0672 U	1.7	1.71	1.16	2.73	1.22	0.251	0.281
PCB-161	74472-43-8	ng/g	< 0.0633 U	< 0.0655 U	< 0.0657 U	< 0.0643 U	< 0.0653 U	< 0.0662 U	< 0.0663 U	< 0.0642 U	< 0.0634 U	< 0.0654 U	< 0.062 U	< 0.0663 U	< 0.0657 U	< 0.0663 U	< 0.065 U	< 0.0648 U
PCB-162	39635-34-2	ng/g	1.31	< 0.0671 U	< 0.0673 U	1.38	< 0.0669 U	< 0.0678 U	1.76	2.54	< 0.0649 U	2.09	1.68	1.02	2.67	< 0.0679 U	0.22	0.315
PCB-165	74472-46-1	ng/g	< 0.0907 U	< 0.0939 U	< 0.0941 U	< 0.0921 U	< 0.0936 U	< 0.0948 U	< 0.0949 U	< 0.092 U	< 0.0908 U	< 0.0937 U	< 0.0888 U	< 0.095 U	0.728	< 0.095 U	< 0.0932 U	< 0.0928 U
PCB-166	41411-63-6	ng/g	1.3	1.38	< 0.0842 U	1.32	< 0.0838 U	1.54	1.82	2.02	< 0.0813 U	2.33	1.88	0.841	2.37	1.26	0.222	0.227
PCB-167	52663-72-6	ng/g	10 J+	9.1 J+	4.73 J+	9.43 J+	3.95 J+	< 0.058 U	12.1 J+	14 J+	3.86 J+	14.7 J+	13.3 J+	7.05 J+	16 J+	5.96 J+	1.47 J+	1.63 J+
PCB-169	32774-16-6	ng/g	< 0.049 U	< 0.0508 U	< 0.0509 U	< 0.0498 U	< 0.0506 U	< 0.0513 U	< 0.0513 U	< 0.0498 U	< 0.0491 U	< 0.0507 U	< 0.048 U	< 0.0514 U	< 0.0509 U	< 0.0514 U	< 0.0504 U	< 0.0502 U
PCB-170/190	PCB-170/190	ng/g	47.6 J	43.5 J	23.4	44.7 J	21.6	71 J	48.8 J	84.5 J	17.3	65.1 J	63.8 J	31.2	79.6 J	38.9	6.79	7.73
PCB-171	52663-71-5	ng/g	11.6	10.6	5.19	10.4	5.1	16.5	11.8	19.6	4.38	16	15.5	7.78	20.9	10.2	1.44	1.48
PCB-172/192	PCB-172/192	ng/g	6.09	5.54	2.95	5.39	2.69	8.73	6.17	10.3	2.31	8.07	8.01	4.2	10.5	5.44	0.797	0.896
PCB-173	68194-16-1	ng/g	1.09	< 0.0888 U	< 0.089 U	0.988	< 0.0885 U	1.27	1.12	1.71	< 0.0858 U	1.47	1.39	0.762	1.7	< 0.0899 U	0.179 J	0.171 J
PCB-174	38411-25-5	ng/g	40.4 J	37.8	19.5	36.4	18.8	63 J	42.4 J	70.4 J	14.4	54.1 J	57.6 J	25	68.5 J	34	5.76	6.7
PCB-175	40186-70-7	ng/g	1.35	1.42	0.777	1.23	0.544	2.14	1.36	2.59	0.501	1.88	1.94	1.05	2.81	1.46	0.175 J	0.186 J
PCB-176	52663-65-7	ng/g	3.95	3.96	2.03	3.68	1.96	6.67	4.17	7.7	1.5	5.91	6.32	2.89	7.93	4.25	0.472	0.546
PCB-177	52663-70-4	ng/g	23.8	21	10.8	22	10	33	25.7	38.7 J	9.52	31.2	31.5	16.4	41.7 J	22.3	3.62	4.04
PCB-178	52663-67-9	ng/g	8.64 J	6.95 J	3.51	8.08	3.37	11.3	9.74	13.4	3.85	11	10.9	6.3	15.2	8.18	1.35	1.43
PCB-179	52663-64-6	ng/g	13.5	12.6	6.29	13.1	6.21	22.1	15.3	24.3	5.78	19.2	20.4	9.69	25.5	14.1	2.13	2.27
PCB-180	35065-29-3	ng/g	83.3 J	79.5 J	42.2 J	74.3 J	39.3 J	129 J	85.4 J	153 J	30.1	113 J	119 J	53.1 J	140 J	69.7 J	10.9 J	12.3 J
PCB-181	74472-47-2	ng/g	< 0.0901 U	< 0.0933 U	< 0.0935 U	< 0.0916 U	< 0.093 U	< 0.0942 U	< 0.0943 U	< 0.0914 U	< 0.0902 U	< 0.0931 U	< 0.0882 U	< 0.0944 U	< 0.0935 U	< 0.0944 U	< 0.0926 U	< 0.0922 U
PCB-182/187	PCB-182/187	ng/g	45.3 J	39.4 J	20.4	42.5 J	19.1	63.6 J	48.9 J	75.5 J	18.5	58.8 J	60 J	31.5	80.3 J	42 J	6.99	7.77
PCB-183	52663-69-1	ng/g	18.5	17.7	9.86	17.2	8.74	29.3	19.1	34.1	6.87	25.9	27.5	12.5	34.1	17.1	2.06	2.34
PCB-184	74472-48-3	ng/g	< 0.0473 U	< 0.049 U	< 0.0491 U	< 0.0481 U	< 0.0488 U	< 0.0495 U	< 0.0495 U	< 0.048 U	< 0.0474 U	< 0.0489 U	< 0.0463 U	< 0.0496 U	< 0.0491 U	< 0.0496 U	< 0.0486 U	< 0.0484 U
PCB-185	52712-05-7	ng/g	4.78	4.31	2.52 J	4.34 J	2.36 J	7.71 J	5.09 J	8.65 J	1.58 J	6.63 J	7.16 J	2.99 J	8.05 J	4.03 J	0.768	0.895
PCB-186	74472-49-4	ng/g	< 0.0711 U	< 0.0736 U	< 0.0738 U	< 0.0722 U	< 0.0734 U	< 0.0744 U	< 0.0744 U	< 0.0721 U	< 0.0712 U	< 0.0735 U	< 0.0696 U	< 0.0745 U	< 0.0738 U	< 0.0745 U	< 0.0731 U	< 0.0728 U
PCB-188	74487-85-7	ng/g	< 0.0517 U	< 0.0535 U	< 0.0537 U	< 0.0525 U	< 0.0534 U	< 0.0541 U	0.146 J	< 0.0525 U	< 0.0518 U	< 0.0534 U	< 0.0506 U	< 0.0542 U	< 0.0537 U	< 0.0542 U	< 0.0531 U	< 0.0529 U
PCB-189	39635-31-9	ng/g	2.09 J+	1.89 J+	< 0.0552 U	2.23 J+	0.961 J+	2.93 J+	2.39 J+	3.67 J+	0.863 J+	2.67 J+	2.72 J+	1.49 J+	3.51 J+	1.99 J+	0.436 J+	0.37 J+
PCB-191	74472-50-7	ng/g	1.51	1.48	0.785	1.48	0.659	2.3	1.46	3	0.51	2.16	2.02	1.06	2.65	1.19	0.205	0.242
PCB-193	69782-91-8	ng/g	3.96	3.88	1.86	4.18	1.85	5.9	4.37	7.26	1.64	5.1	5.26	2.72	6.76	3.25	0.681	0.793
PCB-194	35694-08-7	ng/g	26.3 J	42 J	13.7	31.2	14.8	43.6 J	30.1	54.2 J	13	265 J	38.9 J	20.7	49.2 J	27.7	5.8	4.9
PCB-195	52663-78-2	ng/g	9.41	9.02	4.45	9.99	4.7	14	9.93	17.1	4.41	12.2	13	6.28	14.6	9.3	1.82	1.9
PCB-196/203	PCB-196/203	ng/g	26.5	26.3	13.8	27.2	13.1	40.9 J	28.8	51.3 J	11.3	36.6	34.8	17.9	49 J	25.4	4.11	4.79
PCB-197	33091-17-7	ng/g	0.785	0.715	< 0.0588 UJ	0.804 J	0.477 J	0.964 J	0.905 J	1.33 J	< 0.0567 UJ	0.975 J	1.19 J	0.605 J	1.45 J	0.754 J	0.24	< 0.058 U
PCB-198	68194-17-2	ng/g	1.33	1.28	0.972	1.59	0.725	1.91	1.64	2.46	< 0.0963 U	1.93	2.17	1.12	2.5	1.41	< 0.0988 U	< 0.0985 U
PCB-199	52663-75-9	ng/g	22.8	22.2	11.7	23.4	10.6	34.7	25.5	42.6 J	9.51	30.6	29.4	15.6	42.4 J	21.3	3.94	4.24
PCB-200	52663-73-7	ng/g	2.65	2.75	1.45	2.94	1.09	4.07	3.1	4.82	1.5	3.68	3.97	1.85	5.17	2.51	0.519	0.492
PCB-201	40186-71-8	ng/g	2.31	2.37	1.44 J	2.25 J	1.29 J	3.61 J	2.54 J	4.52 J	1.1 J	3.14 J	3.31 J	1.74 J	4.69 J	2.48 J	0.318	0.339
PCB-202	2136-99-4	ng/g	3.93 J	3.76 J	1.91	4	1.75	5.74	4.64	6.76	1.9	2.04	4.54	2.75	7.43	3.64	0.637	0.743
PCB-204	74472-52-9	ng/g	< 0.0952 U	< 0.0986 U	< 0.0988 U	< 0.0968 U	< 0.0983 U	< 0.0996 U	< 0.0997 U	< 0.0966 U	< 0.0954 U	< 0.0984 U	< 0.0932 U	< 0.0998 U	< 0.0988 U	< 0.0998 U	< 0.0979 U	< 0.0975 U
PCB-205	74472-53-0	ng/g	1.44	1.48	0.87	1.34	0.721	2.44	1.42	2.3	< 0.0527 U	< 0.0544 U	1.63	1.18	2.34	1.4	0.82 J	< 0.0539 UJ
PCB-206	40186-72-9	ng/g	12.9	12	7.44	13.1	6.93	21.4	15.5	21	5.71	14.7	11.7	9.79	24.1	9.83	2.05	2.21
PCB-207	52663-79-3	ng/g	1.25 J	1.23 J	0.858	1.23	0.578	2.2	1.6	2.2	0.6	1.54	1.4	1.07	2.39	1.08	< 0.0686 U	0.25
PCB-208	52663-77-1	ng/g	3.54	3.4	2.3	3.77	2.19	6.78	5.09	5.66	1.79	3.87	2.85	3.07	6.92	2.91	0.666	0.637
PCB-209	2051-24-3	ng/g	6.25	6.4	5	7.06	4.64	15.2	8.82	7.82	3.34	5.52	2.41	5.73	8.34	3.53	0.989 J	1.07 J
Total Decachlorobiphenyls	RA_Total_DECPCB	ng/g	6.25	6.4	5	7.06	4.64	15.2	8.82	7.82	3.34	5.52	2.41	5.73	8.34	3.53	0.989	1.07
Total Dichlorobiphenyls	RA_Total_DIPCB	ng/g	294.42	133.76	70.094	176.04	16.119	100.235	497.89	643.94	302.74	838.73	307.04	389.45	2076	820.62	24.54	26.407
Total Heptachlorobiphenyls	RA_Total_HEPPCB	ng/g	317.46	291.53	152.072	292.198	143.244	476.45	333.416	558.38	119.604	428.19	441.02	210.632	549.71	278.09	44.753	50.159
Total Hexachlorobiphenyls	RA_Total_HEXPCB	ng/g	941.353	865.072	549.693	895.89	405.339	1421.83	1178.2	1633.52	381.089	1467.57	1373.35	725.694	1879.65	826.304	135.197	149.111
Total Monochlorobiphenyls	RA_Total_MONPCB	ng/g	39.306	12.73	3.74	10.78	< 0.0487 U	0.656	61.988	6.98	67.299	12.93	3.22	63.879	20.25	11.5	3.041	2.92
Total Nonachlorobiphenyls	RA_Total_NONPCB	ng/g	17.69	16.63	10.598	18.1	9.698	30.38	22.19	28.86	8.1	20.11	15.95	13.93	33.41	13.82	2.716	3.097
Total Octachlorobiphenyls	RA_Total_OCTPCB	ng/g	97.455	111.875	50.292	104.714	49.253	151.934	108.575	187.39	42.72	356.165	132.91	69.725	178.78	95.894	18.204	17.404
Total Pentachlorobiphenyls	RA_Total_PENPCB	ng/g	2831.41	3201.05	1677.66	3092.14	1685.41	7789.35	4014.24	7275.43	835.411	6470.81	8448.73	1612.79	9014.89	3991.72	500.011	582.332
Total Tetrachlorobiphenyls	RA_Total_TETPCB	ng/g	3945.7	3030.44	4147.75	3236.08	1043.74	13732.7	10224	21018.7	1181.7	20686.5	22657.5	2963.43	34733.9	14299.3	509.867	602.011
Total Trichlorobiphenyls	RA_Total_TRICPB	ng/g	914.32	456.21	1995.9	744.444	90.605	1426.96	3508.81	7542.12	367.132	11339.7	6031.91	1036.32	21678.5	11661	82.17	98.79
Total PCB Congeners	RA_Tot_PCB_Cong	ng/g	9405.37	8125.7	8662.8	8577.44	3448.05	25145.7	19958.1	38903.2	3309.13	41626.3	39414	7091.58	70173.4	32001.9	1321.49	1533.3
Total PCB TEQ (Bird)	RA-TEQ-B-PCB	ng/g	4.2978029	3.1624789	98.4098415	5.0055026	1.68898331	10.8534073	8.0530229	11.9400827	1.05606093	11.8413407	14.0865892	2.5125524	19.4099661	4.7585755	0.86224856	1.0488885
Total PCB TEQ (Fish)	RA-TEQ-F-PCB	ng/g	0.03191695	0.0108692	0.31034055	0.0334624	0.014605555	0.06067415	0.0456109	0.06028435	0.003414165	0.06171835	0.0778286	0.01980805	0.08222805	0.0261359	0.00623383	0.0070371
Total PCB TEQ (Mammal)	RA-TEQ-M-PCB	ng/g	0.4098687	0.0212972	0.2422433	0.4014974	0.19768733	0.6090449	0.4982454	0.5603261	0.00692499	0.6178001	0.7855716	0.2685813	0.6691983	0.2812294	0.07857998	0.0853896
TAL Metals and Mercury																		
Aluminum	7429-90-5	mg/kg	8100 J-	8600 J-	6400	8000	7400	10000	8900	7700	3700	7400	6100	7600	11000	6000	3600	4900
Calcium	7440-70-2	mg/kg	4200	2400	1600	700	610	820	2800	1200	570 J	930	1400	1800	1700	1300	560	680
Iron	7439-89-6	mg/kg	15000	11000	11000	12000	9100	13000	20000	8300	9100	9300	9700	20000	13000	8400	6400	10000
Magnesium	7439-95-4	mg/kg	1900 J-	1800 J-	1200	1500	1100	1700	2100	1500	920	1700	2100	1900	2000	1500	1100	1500
Potassium	7440-09-7	mg/kg	290 J-	310 J-	270 J	230 J	200 J	300 J	300 J	190 J	120 J	240 J	280 J	250 J	250 J	240 J	200 J	230 J
Sodium	7440-23-5	mg/kg	380 J	290 J	220 J	< 520 U	< 490 U	140 J	610 J	260 J	< 630 U	180 J	120 J	330 J	340 J	160 J	< 520 U	< 540 U
Antimony	7440-36-0	mg/kg	2.2	2.0	3.3	2.1	1.1	4.5	2.6	1.6	< 1.5 U	< 0.97 U	< 1.2 U	2.1	1.9	0.64 J	< 0.86 U	< 0.77 U
Arsenic	7440-38-2	mg/kg	12	22	27 J+	12 J+	6.4 J	27 J+	10 J+	7.3 J+	4.9 J+	4.2 J+	2.4 J+	8.8 J+	7.2 J+	3.9 J+	2.1 J	3.3 J
Barium	7440-39-3	mg/kg	100	98	76	34	41	150	88	33	46	33	29	75	54	21	12	19
Beryllium	7440-41-7	mg/kg	< 0.98 U	< 0.72 U	< 0.79 U	< 1.2 U	< 0.48 UJ	< 0.74 U	< 1.0 U	< 0.48 U	< 0.74 U	< 0.49 U	< 0.58 U	< 0.70 U	< 0.78 U	< 0.49 U	< 0.43 UJ	< 0.38 UJ

Table 12
Phase 2 Reach Floodplain Soil Analytical Results
Phase 2 Data Evaluation Summary Memorandum
Lower Neponset River
Boston and Milton, Massachusetts

			24D-0181 24D-0181-AS 6/18/2024 N 0 - 1 ft	24D-0181 24D-0181-BS 6/18/2024 N 1 - 2 ft	24D-0181 24D-0181-CS 6/19/2024 N 2 - 3 ft	24D-0182 24D-0182-AS 6/19/2024 N 0 - 1 ft	24D-0182 24D-0182-BS 6/19/2024 N 1 - 2 ft	24D-0182 24D-0182-CS 6/19/2024 N 2 - 3 ft	24D-0183 24D-0183-AS 6/19/2024 N 0 - 1 ft	24D-0183 24D-0183-BS 6/19/2024 N 1 - 1.8 ft	24D-0184 24D-0184-AS 6/19/2024 N 0 - 1 ft	24D-0184 24D-0184-BS 6/19/2024 N 1 - 2 ft	24D-0184 24D-0184-CS 6/19/2024 N 2 - 2.7 ft	24D-0185 24D-0185-AS 6/19/2024 N 0 - 1 ft	24D-0185 24D-0185-BS 6/19/2024 N 1 - 2 ft	24D-0185 24D-0185-CS 6/19/2024 N 2 - 3 ft	24D-0186 24D-0186-AD 6/21/2024 FD 0 - 1 ft	24D-0186 24D-0186-AS 6/21/2024 N 0 - 1 ft
Analyte	CAS Number	Units																
Cadmium	7440-43-9	mg/kg	1.7	1.2	1.1	0.25 J	0.32 J	0.24 J	1.3	0.42 J	0.48 J	0.14 J	< 0.58 U	1.1	0.35 J	0.39 J	< 0.43 U	0.088 J
Chromium, Total	7440-47-3	mg/kg	100 JEB	180 JEB	180 EB	120 EB	63 JEB	260 EB	120 EB	86 EB	50 JEB	70 EB	36 EB	93 EB	120 EB	57 EB	13 JEB	26 JEB
Cobalt	7440-48-4	mg/kg	3.8	3.0	3.2	3.3	3.5	3.2	6.0	2.8	4.5	2.9	3.1	5.3	3.6	3.6	3.1 J	6.0 J
Copper	7440-50-8	mg/kg	110	180	180	120	66 J+	250	110	90	51 J+	68	35	95	110	48	17 J+	28 J+
Lead	7439-92-1	mg/kg	330 EB	460 EB	460 EB	250 EB	140	500 EB	370 EB	200 EB	150 EB	180 EB	56 EB	330 EB	350 EB	93 EB	26 J	44 J
Manganese	7439-96-5	mg/kg	160 JEB	67 JEB	71 JEB	91 JEB	90 JEB	84 JEB	230 JEB	75 JEB	210 JEB	74 JEB	100 JEB	370 JEB	140 JEB	85 JEB	130 JEB	260 JEB
Nickel	7440-02-0	mg/kg	12	9.6	7.1	7.2	4.2 EB	7.6	16	8.5	11	9.0	7.2	13	12	7.4	5.7 JEB	14 JEB
Selenium	7782-49-2	mg/kg	< 4.9 U	< 3.6 U	< 3.9 U	< 2.9 U	0.73 J	< 3.7 U	< 5.1 U	0.42 J	0.96 J	0.44 J	< 2.9 U	< 3.5 U	< 3.9 U	0.61 J	< 2.1 U	0.52 J
Silver	7440-22-4	mg/kg	0.59 J-	0.71 J-	0.68 J	0.52 J	0.38 J	0.92	0.72 J	0.46 J	0.39 J	0.49	0.25 J	1.8	0.91	0.34 J	< 0.43 U	< 0.38 U
Thallium	7440-28-0	mg/kg	< 0.98 U	< 0.72 U	< 0.79 U	< 0.59 U	0.11 J	< 0.74 U	< 1.0 U	< 0.48 U	0.12 J	< 0.49 U	< 0.58 U	0.20 J	0.13 J	0.068 J	< 0.43 U	< 0.38 U
Vanadium	7440-62-2	mg/kg	32	25	17	33	16 J	31	42	28	25	28	15	33	39	19	13 J	30 J
Zinc	7440-66-6	mg/kg	200 EB	200 EB	240 EB	44 EB	31 JEB	66 EB	180 EB	87 EB	67 JEB	72 EB	41 EB	140 EB	120 EB	88 EB	22 JEB	46 JEB
Mercury	7439-97-6	mg/kg	2.2	3.0	2.4	1.8	1.3	2.8	1.2	1.3	0.51	0.93	0.44	0.90	1.3	0.64	0.20	0.20
TCL VOCs																		
1,1,1-Trichloroethane (TCA)	71-55-6	ug/kg	< 9.5 U	< 6.9 U	< 8.1 U	< 5.8 U	< 6.8 U	< 7.7 U	< 9.5 U	< 6.3 U	< 7.2 U	< 9.4 U	< 5.7 U	< 7.4 U	< 8.2 U	< 6.6 U	< 5.3 U	< 5.7 U
1,1,2,2-TETRACHLOROETHANE	79-34-5	ug/kg	< 9.5 U	< 6.9 U	< 8.1 U	< 5.8 U	< 6.8 U	< 7.7 U	< 9.5 U	< 6.3 U	< 7.2 U	< 9.4 U	< 5.7 U	< 7.4 U	< 8.2 U	< 6.6 U	< 5.3 U	< 5.7 U
1,1,2-TRICHLORO-1,2,2-TRIFLUOROETHANE	76-13-1	ug/kg	< 9.5 U	< 6.9 U	< 8.1 U	< 5.8 U	< 6.8 U	< 7.7 U	< 9.5 U	< 6.3 U	< 7.2 U	< 9.4 U	< 5.7 U	< 7.4 U	< 8.2 U	< 6.6 U	< 5.3 U	< 5.7 U
1,1,2-Trichloroethane	79-00-5	ug/kg	< 9.5 U	< 6.9 U	< 8.1 U	< 5.8 U	< 6.8 U	< 7.7 U	< 9.5 U	< 6.3 U	< 7.2 U	< 9.4 U	< 5.7 U	< 7.4 U	< 8.2 U	< 6.6 U	< 5.3 U	< 5.7 U
1,1-Dichloroethane	75-34-3	ug/kg	< 9.5 U	< 6.9 U	< 8.1 U	< 5.8 U	< 6.8 U	< 7.7 U	< 9.5 U	< 6.3 U	< 7.2 U	< 9.4 U	< 5.7 U	< 7.4 U	< 8.2 U	< 6.6 U	< 5.3 U	< 5.7 U
1,1-Dichloroethene	75-35-4	ug/kg	< 9.5 U	< 6.9 U	< 8.1 U	< 5.8 U	< 6.8 U	< 7.7 U	< 9.5 U	< 6.3 U	< 7.2 U	< 9.4 U	< 5.7 U	< 7.4 U	< 8.2 U	< 6.6 U	< 5.3 U	< 5.7 UJ
1,2,3-Trichlorobenzene	87-61-6	ug/kg	< 800 U	< 6.9 U	< 8.1 U	< 5.8 U	< 6.8 U	< 7.7 U	< 9.5 U	< 6.3 U	< 7.2 U	< 9.4 U	< 5.7 U	< 7.4 U	< 8.2 U	< 6.6 U	< 5.3 U	< 5.7 U
1,2,3-TRICHLOROPROPANE	96-18-4	ug/kg	< 9.5 U	< 6.9 U	< 8.1 U	< 5.8 U	< 6.8 U	< 7.7 U	< 9.5 U	< 6.3 U	< 7.2 U	< 9.4 U	< 5.7 U	< 7.4 U	< 8.2 U	< 6.6 U	< 5.3 U	< 5.7 U
1,2,4-TRICHLOROBENZENE	120-82-1	ug/kg	< 800 U	< 6.9 U	< 8.1 U	< 5.8 U	< 6.8 U	< 7.7 U	< 9.5 U	< 6.3 U	< 7.2 U	< 9.4 U	< 5.7 U	< 7.4 U	< 8.2 U	< 6.6 U	< 5.3 U	< 5.7 U
1,2,4-Trimethylbenzene	95-63-6	ug/kg	< 800 U	< 6.9 U	< 8.1 U	< 5.8 U	< 6.8 U	< 7.7 U	< 9.5 U	< 6.3 U	< 7.2 U	< 9.4 U	< 5.7 U	< 7.4 U	< 8.2 U	< 6.6 U	< 5.3 U	< 5.7 U
1,2-Dibromo-3-Chloropropane	96-12-8	ug/kg	< 9.5 U	< 6.9 U	< 8.1 U	< 5.8 U	< 6.8 U	< 7.7 U	< 9.5 U	< 6.3 U	< 7.2 U	< 9.4 U	< 5.7 U	< 7.4 U	< 8.2 U	< 6.6 U	< 5.3 U	< 5.7 U
1,2-Dibromoethane (Ethylene Dibromide)	106-93-4	ug/kg	< 9.5 U	< 6.9 U	< 8.1 U	< 5.8 U	< 6.8 U	< 7.7 U	< 9.5 U	< 6.3 U	< 7.2 U	< 9.4 U	< 5.7 U	< 7.4 U	< 8.2 U	< 6.6 U	< 5.3 U	< 5.7 U
1,2-Dichlorobenzene	95-50-1	ug/kg	< 800 U	< 6.9 U	< 8.1 U	< 5.8 U	< 6.8 U	< 7.7 U	< 9.5 U	< 6.3 U	< 7.2 U	< 9.4 U	< 5.7 U	< 7.4 U	< 8.2 U	< 6.6 U	< 5.3 U	< 5.7 U
1,2-Dichloroethane	107-06-2	ug/kg	< 9.5 U	< 6.9 U	< 8.1 U	< 5.8 U	< 6.8 U	< 7.7 U	< 9.5 U	< 6.3 U	< 7.2 U	< 9.4 U	< 5.7 U	< 7.4 U	< 8.2 U	< 6.6 U	< 5.3 U	< 5.7 U
1,2-DICHLOROPROPANE	78-87-5	ug/kg	< 9.5 U	< 6.9 U	< 8.1 U	< 5.8 U	< 6.8 U	< 7.7 U	< 9.5 U	< 6.3 U	< 7.2 U	< 9.4 U	< 5.7 U	< 7.4 U	< 8.2 U	< 6.6 U	< 5.3 U	< 5.7 U
1,3,5-Trimethylbenzene (Mesitylene)	108-67-8	ug/kg	< 800 U	< 6.9 U	< 8.1 U	< 5.8 U	< 6.8 U	< 7.7 U	< 9.5 U	< 6.3 U	< 7.2 U	< 9.4 U	< 5.7 U	< 7.4 U	< 8.2 U	< 6.6 U	< 5.3 U	< 5.7 U
1,3-DICHLOROBENZENE	541-73-1	ug/kg	< 800 U	< 6.9 U	< 8.1 U	< 5.8 U	< 6.8 U	< 7.7 U	< 9.5 U	< 6.3 U	< 7.2 U	< 9.4 U	< 5.7 U	< 7.4 U	< 8.2 U	< 6.6 U	< 5.3 U	< 5.7 U
1,4-DICHLOROBENZENE	106-46-7	ug/kg	< 800 U	< 6.9 U	< 8.1 U	< 5.8 U	< 6.8 U	< 7.7 U	< 9.5 U	< 6.3 U	< 7.2 U	< 9.4 U	< 5.7 U	< 7.4 U	< 8.2 U	< 6.6 U	< 5.3 U	< 5.7 U
2-HEXANONE	591-78-6	ug/kg	< 19 U	< 14 U	< 16 U	< 12 U	< 14 U	< 15 U	< 19 U	< 13 U	< 14 U	< 19 U	< 11 U	< 15 U	< 16 U	< 13 U	< 11 U	< 11 U
ACETONE	67-64-1	ug/kg	18 JEB	110 EB	74 TB	< 12 U	59 TB	50 TB	< 19 U	< 13 U	< 14 U	320 TB	< 11 U	< 15 U	< 16 U	< 13 U	< 11 U	< 11 U
Benzene	71-43-2	ug/kg	< 9.5 U	< 6.9 U	< 8.1 U	< 5.8 U	< 6.8 U	< 7.7 U	< 9.5 U	< 6.3 U	< 7.2 U	< 9.4 U	< 5.7 U	< 7.4 U	< 8.2 U	< 6.6 U	< 5.3 U	< 5.7 UJ
BROMOCHLOROMETHANE	74-97-5	ug/kg	< 9.5 U	< 6.9 U	< 8.1 U	< 5.8 U	< 6.8 U	< 7.7 U	< 9.5 U	< 6.3 U	< 7.2 U	< 9.4 U	< 5.7 U	< 7.4 U	< 8.2 U	< 6.6 U	< 5.3 U	< 5.7 U
BROMODICHLOROMETHANE	75-27-4	ug/kg	< 9.5 U	< 6.9 U	< 8.1 U	< 5.8 U	< 6.8 U	< 7.7 U	< 9.5 U	< 6.3 U	< 7.2 U	< 9.4 U	< 5.7 U	< 7.4 U	< 8.2 U	< 6.6 U	< 5.3 U	< 5.7 U
BROMOFORM	75-25-2	ug/kg	< 800 U	< 6.9 U	< 8.1 U	< 5.8 U	< 6.8 U	< 7.7 U	< 9.5 U	< 6.3 U	< 7.2 U	< 9.4 U	< 5.7 U	< 7.4 U	< 8.2 U	< 6.6 U	< 5.3 U	< 5.7 U
BROMOMETHANE	74-83-9	ug/kg	< 9.5 U	< 6.9 U	< 8.1 U	< 5.8 U	< 6.8 U	< 7.7 U	< 9.5 U	< 6.3 U	< 7.2 U	< 9.4 U	< 5.7 U	< 7.4 U	< 8.2 U	< 6.6 U	< 5.3 U	< 5.7 U
CARBON DISULFIDE	75-15-0	ug/kg	< 9.5 U	< 6.9 U	2.0 J	< 5.8 U	< 6.8 U	< 7.7 U	< 9.5 U	< 6.3 U	< 7.2 U	< 9.4 U	< 5.7 U	< 7.4 U	< 8.2 U	< 6.6 U	< 5.3 U	< 5.7 U
CARBON TETRACHLORIDE	56-23-5	ug/kg	< 9.5 U	< 6.9 U	< 8.1 U	< 5.8 U	< 6.8 U	< 7.7 U	< 9.5 U	< 6.3 U	< 7.2 U	< 9.4 U	< 5.7 U	< 7.4 U	< 8.2 U	< 6.6 U	< 5.3 U	< 5.7 U
Chlorobenzene	108-90-7	ug/kg	< 9.5 U	< 6.9 U	< 8.1 U	< 5.8 U	< 6.8 U	< 7.7 U	< 9.5 U	< 6.3 U	< 7.2 U	< 9.4 U	< 5.7 U	< 7.4 U	< 8.2 U	< 6.6 U	< 5.3 U	< 5.7 UJ
CHLOROETHANE	75-00-3	ug/kg	< 9.5 U	< 6.9 U	< 8.1 U	< 5.8 U	< 6.8 U	< 7.7 U	< 9.5 U	< 6.3 U	< 7.2 U	< 9.4 U	< 5.7 U	< 7.4 U	< 8.2 U	< 6.6 U	< 5.3 U	< 5.7 U
Chloroform	67-66-3	ug/kg	< 9.5 U	< 6.9 U	< 8.1 U	< 5.8 U	< 6.8 U	< 7.7 U	< 9.5 U	< 6.3 U	< 7.2 U	< 9.4 U	< 5.7 U	< 7.4 U	< 8.2 U	< 6.6 U	< 5.3 U	< 5.7 U
CHLOROMETHANE	74-87-3	ug/kg	< 9.5 U	< 6.9 U	< 8.1 U	< 5.8 U	< 6.8 U	< 7.7 U	< 9.5 U	< 6.3 U	< 7.2 U	< 9.4 U	< 5.7 U	< 7.4 U	< 8.2 U	< 6.6 U	< 5.3 U	< 5.7 U
CIS-1,2-DICHLOROETHYLENE	156-59-2	ug/kg	< 9.5 U	< 6.9 U	< 8.1 U	< 5.8 U	< 6.8 U	< 7.7 U	< 9.5 U	< 6.3 U	< 7.2 U	< 9.4 U	< 5.7 U	< 7.4 U	< 8.2 U	< 6.6 U	< 5.3 U	< 5.7 U
cis-1,3-Dichloropropene	10061-01-5	ug/kg	< 9.5 U	< 6.9 U	< 8.1 U	< 5.8 U	< 6.8 U	< 7.7 U	< 9.5 U	< 6.3 U	< 7.2 U	< 9.4 U	< 5.7 U	< 7.4 U	< 8.2 U	< 6.6 U	< 5.3 U	< 5.7 U
Cyclohexane	110-82-7	ug/kg	< 9.5 U	< 6.9 U	< 8.1 U	< 5.8 U	< 6.8 U	< 7.7 U	< 9.5 U	< 6.3 U	< 7.2 U	< 9.4 U	< 5.7 U	< 7.4 U	< 8.2 U	< 6.6 U	< 5.3 U	< 5.7 U
DIBROMOCHLOROMETHANE	124-48-1	ug/kg	< 9.5 U	< 6.9 U	< 8.1 U	< 5.8 U	< 6.8 U	< 7.7 U	< 9.5 U	< 6.3 U	< 7.2 U	< 9.4 U	< 5.7 U	< 7.4 U	< 8.2 U	< 6.6 U	< 5.3 U	< 5.7 U
Dichlorodifluoromethane	75-71-8	ug/kg	< 9.5 U	< 6.9 U	< 8.1 U	< 5.8 U	< 6.8 U	< 7.7 U	< 9.5 U	< 6.3 U	< 7.2 U	< 9.4 U	< 5.7 U	< 7.4 U	< 8.2 U	< 6.6 U	< 5.3 U	< 5.7 U
Ethylbenzene	100-41-4	ug/kg	< 9.5 U	< 6.9 U	< 8.1 U	< 5.8 U	< 6.8 U	< 7.7 U	< 9.5 U	< 6.3 U	< 7.2 U	< 9.4 U	< 5.7 U	< 7.4 U	< 8.2 U	< 6.6 U	< 5.3 U	< 5.7 U
Isopropylbenzene (Cumene)	98-82-8	ug/kg	< 800 U	< 6.9 U	< 8.1 U	< 5.8 U	< 6.8 U	< 7.7 U	< 9.5 U	< 6.3 U	< 7.2 U	< 9.4 U	< 5.7 U	< 7.4 U	< 8.2 U	< 6.6 U	< 5.3 U	< 5.7 U
m,p-Xylene	179601-23-1	ug/kg	< 9.5 U	< 6.9 U	< 8.1 U	< 5.8 U	< 6.8 U	< 7.7 U	< 9.5 U	< 6.3 U	< 7.2 U	< 9.4 U	< 5.7 U	< 7.4 U	< 8.2 U	< 6.6 U	< 5.3 U	< 5.7 U
METHYL ACETATE	79-20-9	ug/kg	1800	< 6.9 U	< 8.1 U	< 5.8 U	< 6.8 U	< 7.7 U	< 9.5 U	< 6.3 U	< 7.2 U	< 9.4 U	< 5.7 U	< 7.4 U	< 8.2 U	< 6.6 U	< 5.3 U	< 5.7 U
Methyl Ethyl Ketone (2-Butanone)	78-93-3	ug/kg	< 19 U	41	21	< 12 U	< 14 U	< 15 U	< 19 U	< 13 U	< 14 U	< 19 U	< 11 U	< 15 U	< 16 U	< 13 U	< 11 U	< 11 U
METHYL ISOBUTYL KETONE (4-METHYL-2-PENTANONE)	108-10-1	ug/kg	< 19 U	< 14 U	< 16 U	< 12 U	< 14 U	< 15 U	< 19 U	< 13 U	< 14 U	< 19 U	< 11 U	< 15 U	< 16 U	< 13 U	< 11 U	< 11 U
Methylcyclohexane	108-87-2	ug/kg	< 9.5 U	< 6.9 U	< 8.1 U	< 5.8 U	< 6.8 U	< 7.7 U	< 9.5 U	< 6.3 U	< 7.2 U	< 9.4 U	< 5.7 U	< 7.4 U	< 8.2 U	< 6.6 U	< 5.3 U	< 5.7 U
Methylene Chloride	75-09-2	ug/kg	< 9.5 U	< 6.9 U	< 8.1 U	< 5.8 U	< 6.8 U	< 7.7 U	< 13 U	< 6.3 U	< 7.2 U	< 9.4 U	< 5.7 U	< 7.4 U	< 8.2 U	< 6.6 U	< 5.3 U	< 5.7 U
o-Xylene (1,2-Dimethylbenzene)	95-47-6	ug/kg	< 9.5 U	< 6.9 U	< 8.1 U	< 5.8 U	< 6.8 U	< 7.7 U	< 9.5 U	< 6.3 U	< 7.2 U	< 9.4 U	< 5.7 U	< 7.4 U	< 8.2 U	< 6.6 U	< 5.3 U	< 5.7 U
Styrene	100-42-5	ug/kg	< 9.5 U	< 6.9 U	< 8.1 U	< 5.8 U	< 6.8 U	< 7.7 U	< 9.5 U	< 6.3 U	< 7.2 U	< 9.4 U	< 5.7 U	< 7.4 U	< 8.2 U	< 6.6 U	< 5.3 U	< 5.7 U
TERT-BUTYL METHYL ETHER	1634-04-4	ug/kg	< 9.5 U	< 6.9 U	< 8.1 U	< 5.8 U	< 6.8 U	< 7.7 U	< 9.5 U	< 6.3 U	< 7.2 U	< 9.4 U	< 5.7 U	< 7.4 U	< 8.2 U	< 6.6 U	< 5.3 U	< 5.7 U
Tetrachloroethylene (PCE)	127-18-4	ug/kg	< 9.5 U	< 6.9 U	< 8.1 U	< 5.8 U	< 6.8 U	< 7.7 U	< 9.5 U	< 6.3 U	< 7.2 U	< 9.4 U	< 5.7 U	< 7.4 U	< 8.2 U	< 6.6 U	< 5.3 U	< 5.7 U
Toluene	108-88-3	ug/kg	< 9.5 U	< 6.9 U	< 8.1 U	< 5.8 U	< 6.8 U	< 7.7 U	< 9.5 U	< 6.3 U	< 7.2 U	< 9.4 U	< 5.7 U	< 7.4 U	< 8.2 U	< 6.6 U	< 5.3 U	< 5.7 UJ
Trans-1,2-Dichloroethylene	156-60-5	ug/kg	< 9.5 U	< 6.9 U	< 8.1 U	< 5.8 U	< 6.8 U	< 7.7 U	< 9.5 U	< 6.3 U	< 7.2 U	< 9.4 U	< 5.7 U	< 7.4 U	< 8.2 U	< 6.6 U	< 5.3 U	< 5.7 U
Trans-1,3-Dichloropropene	10061-02-6	ug/kg	< 9.5 U	< 6.9 U	< 8.1 U	< 5.8 U	< 6.8 U	< 7.7 U	< 9.5 U	< 6.3 U	< 7.2 U	< 9.4 U	< 5.7 U	< 7.4 U	< 8.2 U	< 6.6 U	< 5.3 U	< 5.7 U
Trichloroethylene (TCE)	79-01-6	ug/kg	< 9.5 U	< 6.9 U	< 8.1 U	< 5.8 U	< 6.8 U	< 7.7 U	< 9.5 U	< 6.3 U	< 7.2 U	< 9.4 U	< 5.7 U	< 7.4 U	< 8.2 U	< 6.6 U	< 5.3 U	< 5.7 UJ
Trichlorofluoromethane	75-69-4	ug/kg	< 9.5 U	< 6.9 U	< 8.1 U	< 5.8 U	< 6.8 U	< 7.7 U	< 9.5 U	< 6.3 U	< 7.2 U	< 9.4 U	< 5.7 U	< 7.4 U	< 8.2 U	< 6.6 U	< 5.3 U	< 5.7 U
Vinyl Chloride	75-01-4	ug/kg	< 9.5 U	< 6.9 UJ	< 8.1 U	< 5.8 U	< 6.8 U	< 7.7 U	< 9.5 U	< 6.3 U	< 7.2 U	< 9.4 U	< 5.7 U	< 7.4 U	< 8.2 U	< 6.6 U	< 5.3 U	< 5.7 U

Table 12
Phase 2 Reach Floodplain Soil Analytical Results
Phase 2 Data Evaluation Summary Memorandum
Lower Neponset River
Boston and Milton, Massachusetts

Analyte	CAS Number	Units	24D-0181 24D-0181-AS 6/18/2024 N 0 - 1 ft	24D-0181 24D-0181-BS 6/18/2024 N 1 - 2 ft	24D-0181 24D-0181-CS 6/19/2024 N 2 - 3 ft	24D-0182 24D-0182-AS 6/19/2024 N 0 - 1 ft	24D-0182 24D-0182-BS 6/19/2024 N 1 - 2 ft	24D-0182 24D-0182-CS 6/19/2024 N 2 - 3 ft	24D-0183 24D-0183-AS 6/19/2024 N 0 - 1 ft	24D-0183 24D-0183-BS 6/19/2024 N 1 - 1.8 ft	24D-0184 24D-0184-AS 6/19/2024 N 0 - 1 ft	24D-0184 24D-0184-BS 6/19/2024 N 1 - 2 ft	24D-0184 24D-0184-CS 6/19/2024 N 2 - 2.7 ft	24D-0185 24D-0185-AS 6/19/2024 N 0 - 1 ft	24D-0185 24D-0185-BS 6/19/2024 N 1 - 2 ft	24D-0185 24D-0185-CS 6/19/2024 N 2 - 3 ft	24D-0186 24D-0186-AD 6/21/2024 FD 0 - 1 ft	24D-0186 24D-0186-AS 6/21/2024 N 0 - 1 ft
TCL SVOCs																		
1,2,4,5-TETRACHLOROBENZENE	95-94-3	ug/kg	< 340 U	< 290 U	< 300 U	< 220 U	< 230 U	< 270 U	< 360 U	< 240 U	< 280 U	< 240 U	< 220 U	< 290 U	< 310 U	< 250 U	< 190 U	< 190 U
1,4-Dioxane (P-Dioxane)	123-91-1	ug/kg	< 130 U	< 120 U	< 120 U	< 88 U	< 91 U	< 110 U	< 140 U	< 94 U	< 110 UJ	< 95 U	< 88 U	< 110 U	< 120 U	< 97 U	< 75 UJ	< 75 U
1-Methylnaphthalene	90-12-0	ug/kg	14	95	1000	28	22	25	11	2.2 J	4.5 J	4.7	< 4.3 U	11	3.8 J	< 4.8 U	2.3 J	3.0 J-
2,3,4,6-TETRACHLOROPHENOL	58-90-2	ug/kg	< 340 U	< 290 U	< 300 U	< 220 U	< 230 U	< 270 U	< 360 U	< 240 U	< 280 U	< 240 U	< 220 U	< 290 U	< 310 U	< 250 U	< 190 U	< 190 U
2,4,5-TRICHLOROPHENOL	95-95-4	ug/kg	< 340 U	< 290 U	< 300 U	< 220 U	< 230 U	< 270 U	< 360 U	< 240 U	< 280 U	< 240 U	< 220 U	< 290 U	< 310 U	< 250 U	< 190 U	< 190 U
2,4,6-TRICHLOROPHENOL	88-06-2	ug/kg	< 340 U	< 290 U	< 300 U	< 220 U	< 230 U	< 270 U	< 360 U	< 240 U	< 280 U	< 240 U	< 220 U	< 290 U	< 310 U	< 250 U	< 190 U	< 190 U
2,4-DICHLOROPHENOL	120-83-2	ug/kg	< 340 U	< 290 U	< 300 U	< 220 U	< 230 U	< 270 U	< 360 U	< 240 U	< 280 U	< 240 U	< 220 U	< 290 U	< 310 U	< 250 U	< 190 U	< 190 U
2,4-DIMETHYLPHENOL	105-67-9	ug/kg	< 340 U	< 290 U	< 300 U	< 220 U	< 230 U	< 270 U	< 360 U	< 240 UJ	< 280 UJ	< 240 UJ	< 220 UJ	< 290 U	< 310 UJ	< 250 UJ	< 190 UJ	< 190 U
2,4-DINITROPHENOL	51-28-5	ug/kg	< 660 U	< 570 U	< 570 U	< 430 U	< 450 U	< 520 U	< 690 U	< 460 U	< 540 U	< 470 U	< 430 U	< 560 U	< 610 U	< 480 U	< 370 U	< 370 U
2,4-DINITROTOLUENE	121-14-2	ug/kg	< 340 U	< 290 U	< 300 U	< 220 U	< 230 U	< 270 U	< 360 U	< 240 U	< 280 UJ	< 240 U	< 220 U	< 290 U	< 310 U	< 250 U	< 190 UJ	< 190 U
2,6-DINITROTOLUENE	606-20-2	ug/kg	< 340 U	< 290 U	< 300 U	< 220 U	< 230 U	< 270 U	< 360 U	< 240 U	< 280 U	< 240 U	< 220 U	< 290 U	< 310 U	< 250 U	< 190 U	< 190 U
2-CHLORONAPHTHALENE	91-58-7	ug/kg	< 340 U	< 290 U	< 300 U	< 220 U	< 230 U	< 270 U	< 360 U	< 240 U	< 280 U	< 240 U	< 220 U	< 290 U	< 310 U	< 250 U	< 190 U	< 190 U
2-CHLOROPHENOL	95-57-8	ug/kg	< 340 U	< 290 U	< 300 U	< 220 U	< 230 U	< 270 U	< 360 U	< 240 U	R	< 240 U	< 220 U	< 290 U	< 310 U	< 250 U	R	< 190 U
2-Methylnaphthalene	91-57-6	ug/kg	20	99	1500	51	32	44	15	3.3 J	5.9	6.2	< 4.3 U	14	5.2 J	< 4.8 U	3.7	4.6 J-
2-METHYLPHENOL (O-CRESOL)	95-48-7	ug/kg	< 660 U	< 570 U	< 570 U	< 430 U	< 450 U	< 520 U	< 690 U	< 460 U	< 540 U	< 470 U	< 430 U	< 560 U	< 610 U	< 480 U	< 370 U	< 370 U
2-NITROANILINE	88-74-4	ug/kg	< 340 U	< 290 U	< 300 U	< 220 U	< 230 U	< 270 U	< 360 U	< 240 U	< 280 U	< 240 U	< 220 U	< 290 U	< 310 U	< 250 U	< 190 U	< 190 U
2-NITROPHENOL	88-75-5	ug/kg	< 340 U	< 290 U	< 300 U	< 220 U	< 230 U	< 270 U	< 360 U	< 240 U	< 280 U	< 240 U	< 220 U	< 290 U	< 310 U	< 250 U	< 190 U	< 190 U
3,3'-DICHLOROBENZIDINE	91-94-1	ug/kg	< 660 U	< 570 U	< 570 U	< 430 U	< 450 U	< 520 U	< 690 U	< 460 U	< 540 U	< 470 U	< 430 U	< 560 U	< 610 U	< 480 U	< 370 U	< 370 U
3-NITROANILINE	99-09-2	ug/kg	< 660 U	< 570 U	< 570 U	< 430 U	< 450 U	< 520 U	< 690 U	< 460 U	< 540 U	< 470 U	< 430 U	< 560 U	< 610 U	< 480 U	< 370 U	< 370 U
4,6-DINITRO-2-METHYLPHENOL	534-52-1	ug/kg	< 660 U	< 570 U	< 570 U	< 430 U	< 450 U	< 520 U	< 690 U	< 460 U	< 540 U	< 470 U	< 430 U	< 560 U	< 610 U	< 480 U	< 370 U	< 370 U
4-BROMOPHENYL PHENYL ETHER	101-55-3	ug/kg	< 340 U	< 290 U	< 300 U	< 220 U	< 230 U	< 270 U	< 360 U	< 240 U	< 280 U	< 240 U	< 220 U	< 290 U	< 310 U	< 250 U	< 190 U	< 190 U
4-CHLORO-3-METHYLPHENOL	59-50-7	ug/kg	< 340 U	< 290 U	< 300 U	< 220 U	< 230 U	< 270 U	< 360 U	< 240 U	< 280 UJ	< 240 U	< 220 U	< 290 U	< 310 U	< 250 U	< 190 UJ	< 190 U
4-CHLOROANILINE	106-47-8	ug/kg	< 660 U	< 570 U	< 570 U	< 430 U	< 450 U	< 520 U	< 690 U	< 460 U	< 540 U	< 470 U	< 430 U	< 560 U	< 610 U	< 480 U	< 370 U	< 370 U
4-CHLOROPHENYL PHENYL ETHER	7005-72-3	ug/kg	< 340 U	< 290 U	< 300 U	< 220 U	< 230 U	< 270 U	< 360 U	< 240 U	< 280 U	< 240 U	< 220 U	< 290 U	< 310 U	< 250 U	< 190 U	< 190 U
4-METHYLPHENOL (P-CRESOL)	106-44-5	ug/kg	< 660 U	< 570 U	< 570 U	< 430 U	< 450 U	< 520 U	< 690 U	< 460 U	< 540 U	< 470 U	< 430 U	< 560 U	< 610 U	< 480 U	< 370 U	< 370 U
4-Nitroaniline	100-01-6	ug/kg	< 660 U	< 570 U	< 570 U	< 430 U	< 450 U	< 520 U	< 690 U	< 460 U	< 540 U	< 470 U	< 430 U	< 560 U	< 610 U	< 480 U	< 370 U	< 370 U
4-NITROPHENOL	100-02-7	ug/kg	< 660 U	< 570 U	< 570 U	< 430 U	< 450 U	< 520 U	< 690 U	< 460 U	< 540 U	< 470 U	< 430 U	< 560 U	< 610 U	< 480 U	< 370 U	< 370 U
Acenaphthene	83-32-9	ug/kg	39	230	4200	41	25 J	32 J	40 J	6.7 J	17 J	16 J	1.2 J	47 J	18 J	1.0 J	3.4 J	5.2 J
ACENAPHTHYLENE	208-96-8	ug/kg	57	110	74 J	150	190	170	75	11	32	16	2.4 J	58	8.4	2.4 J	10	13
Acetophenone	98-86-2	ug/kg	< 660 U	130 J	< 570 U	< 430 U	< 450 U	< 520 U	< 690 U	< 460 U	< 540 U	< 470 U	< 430 U	< 560 U	< 610 U	< 480 U	< 370 U	< 370 U
ANTHRACENE	120-12-7	ug/kg	150	580	3900	220	300	220	160	23	69	39	3.6 J	190	38	4.1 J	14	19
ATRAZINE	1912-24-9	ug/kg	< 660 U	< 570 U	< 570 U	< 430 U	< 450 U	< 520 U	< 690 U	< 460 U	< 540 U	< 470 U	< 430 U	< 560 U	< 610 U	< 480 U	< 370 U	< 370 U
BENZALDEHYDE	100-52-7	ug/kg	< 660 U	< 570 U	< 570 U	180 JEB	< 450 U	< 520 U	< 690 U	< 460 U	< 540 U	< 470 U	< 430 U	< 560 U	< 610 U	< 480 U	< 370 U	< 370 U
BENZO(A)ANTHRACENE	56-55-3	ug/kg	720	1200	11000	610	700	670	610	100	380	160	12	750	100	16	82	100
BENZO(A)PYRENE	50-32-8	ug/kg	390	560	3900	350	420	380	360	58	230	88	14	420	72	17	57	72
Benzo(B)Fluoranthene	205-99-2	ug/kg	1200	1200	11000	940	860	940	1000	98 J	600	160 J	14 J	1100	92 J	16 J	150	170
Benzo(G,H,I)Perylene	191-24-2	ug/kg	44	42	410	42	48	47	45	7.1	20	11	8.7	47	8.6	11	9.7	11
Benzo(K)Fluoranthene	207-08-9	ug/kg	290	290	2500	230	240	240	260	36	220	60	5.0	310	48	6.2	43	52
BENZYL BUTYL PHTHALATE	85-68-7	ug/kg	73 J	< 290 U	< 300 U	< 220 U	< 230 U	< 270 U	< 360 U	< 240 U	< 280 U	< 240 U	< 220 U	< 290 U	< 310 U	< 250 U	< 190 U	< 190 U
BIPHENYL (DIPHENYL)	92-52-4	ug/kg	< 340 U	< 290 U	230 J	< 220 U	< 230 U	< 270 U	< 360 U	< 240 U	< 280 U	< 240 U	< 220 U	< 290 U	< 310 U	< 250 U	< 190 U	< 190 U
BIS(2-CHLOROETHOXY) METHANE	111-91-1	ug/kg	< 340 U	< 290 U	< 300 U	< 220 U	< 230 U	< 270 U	< 360 U	< 240 U	< 280 U	< 240 U	< 220 U	< 290 U	< 310 U	< 250 U	< 190 U	< 190 U
BIS(2-CHLOROETHYL) ETHER (2-CHLOROETHYL ETHER)	111-44-4	ug/kg	< 660 U	< 570 U	< 570 U	< 430 U	< 450 U	< 520 U	< 690 U	< 460 U	< 540 U	< 470 U	< 430 U	< 560 U	< 610 U	< 480 U	< 370 U	< 370 U
BIS(2-CHLOROISOPROPYL) ETHER	108-60-1	ug/kg	< 660 U	< 570 U	< 570 U	< 430 U	< 450 U	< 520 U	< 690 U	< 460 U	< 540 U	< 470 U	< 430 U	< 560 U	< 610 U	< 480 U	< 370 U	< 370 U
BIS(2-ETHYLHEXYL) PHTHALATE	117-81-7	ug/kg	540	< 290 U	< 300 U	< 220 U	< 230 U	< 270 U	480	< 240 U	230 J	130 J	< 220 U	560	75 J	< 250 U	< 190 U	440
Caprolactam	105-60-2	ug/kg	< 660 U	< 570 U	< 570 U	< 430 U	< 450 U	< 520 U	< 690 U	< 460 U	< 540 U	< 470 U	< 430 U	< 560 U	< 610 U	< 480 U	< 370 U	< 370 U
CARBAZOLE	86-74-8	ug/kg	98 J	170 J	1500	69 J	< 450 U	76 J	95 J	< 460 U	< 540 U	< 470 U	< 430 U	120 J	< 610 U	< 480 U	< 370 U	< 370 U
CHRYSENE	218-01-9	ug/kg	890	1300	13000	800	750	770	750	87	470	150	13	900	82	12	110	130
DIBENZ(A,H)ANTHRACENE	53-70-3	ug/kg	120	130	1100	120	100	120	110	16	57	27	2.2 J	120	20	2.6 J	19	23
Dibenzofuran	132-64-9	ug/kg	< 340 U	170 J	1200	53 J	69 J	55 J	< 360 U	< 240 U	< 280 U	< 240 U	< 220 U	< 290 U	< 310 U	< 250 U	< 190 U	< 190 U
Diethyl Phthalate	84-66-2	ug/kg	< 340 U	< 290 U	< 300 U	< 220 U	< 230 U	< 270 U	< 360 U	< 240 U	< 280 U	< 240 U	< 220 U	< 290 U	< 310 U	< 250 U	< 190 U	< 190 U
DIMETHYL PHTHALATE	131-11-3	ug/kg	< 340 U	< 290 U	< 300 U	< 220 U	< 230 U	< 270 U	< 360 U	< 240 U	< 280 U	< 240 U	< 220 U	< 290 U	< 310 U	< 250 U	< 190 U	< 190 U
Di-N-Butyl Phthalate	84-74-2	ug/kg	< 340 U	< 290 U	< 300 U	< 220 U	< 230 U	< 270 U	< 360 U	< 240 U	< 280 U	< 240 U	< 220 U	< 290 U	< 310 U	< 250 U	< 190 U	< 190 U
DI-N-OCTYLPHTHALATE	117-84-0	ug/kg	< 660 U	< 570 U	< 570 U	< 430 U	< 450 U	< 520 U	< 690 U	< 460 U	< 540 U	< 470 U	< 430 U	< 560 U	< 610 U	< 480 U	< 370 U	< 370 U
FLUORANTHENE	206-44-0	ug/kg	1800	2400	21000	1400	1400	1200	1300	170	870	310	26	1600	180	28	190	240
FLUORENE	86-73-7	ug/kg	39	240	3600	46	85	39	41	6.7	18	15	1.2 J	47	18	1.2 J	4.4	6.5
HEXACHLOROBENZENE	118-74-1	ug/kg	< 340 U	< 290 U	< 300 U	< 220 U	< 230 U	< 270 U	< 360 U	< 240 U	< 280 U	< 240 U	< 220 U	< 290 U	< 310 U	< 250 U	< 190 U	< 190 U
Hexachlorobutadiene	87-68-3	ug/kg	< 340 U	< 290 U	< 300 U	< 220 U	< 230 U	< 270 U	< 360 U	< 240 U	< 280 U	< 240 U	< 220 U	< 290 U	< 310 U	< 250 U	< 190 U	< 190 U
HEXACHLOROCYCLOPENTADIENE	77-47-4	ug/kg	< 660 U	< 570 U	< 570 U	< 430 U	< 450 U	< 520 U	< 690 U	< 460 U	< 540 U	< 470 U	< 430 U	< 560 U	< 610 U	< 480 U	< 370 U	< 370 U
HEXACHLOROETHANE	67-72-1	ug/kg	< 340 U	< 290 U	< 300 U	< 220 U	< 230 U	< 270 U	< 360 U	< 240 U	< 280 U	< 240 U	< 220 U	< 290 U	< 310 U	< 250 U	< 190 U	< 190 U
INDENO(1,2,3-C,D)PYRENE	193-39-5	ug/kg	270	250	2200	240	250	270	220	35	190	56	6.9	270	42	8.4	48	56
ISOPHORONE	78-59-1	ug/kg	< 340 U	< 290 U	< 300 U	< 220 U	< 230 U	< 270 U	< 360 U	< 240 U	< 280 U	< 240 U	< 220 U	< 290 U	< 310 U	< 250 U	< 190 U	< 190 U
Naphthalene	91-20-3	ug/kg	40	110	1600	78	60	77	32	7.1	12	12	1.3 J	26	9.4	1.6 J	5.5	7.0 J-
NITROBENZENE	98-95-3	ug/kg	< 340 U	< 290 U	< 300 U	< 220 U	< 230 U	< 270 U	< 360 U	< 240 U	< 280 U	< 240 U	< 220 U	< 290 U	< 310 U	< 250 U	< 190 U	< 190 U
N-NITROSODI-N-PROPYLAMINE	621-64-7	ug/kg	< 340 U	< 290 U	< 300 U	< 220 U	< 230 U	< 270 U	< 360 U	< 240 U	R	< 240 U	< 220 U	< 290 U	< 310 U	< 250 U	R	< 190 U
N-NITROSODIPHENYLAMINE	86-30-6	ug/kg	< 340 U	< 290 U	< 300 U	< 220 U	< 230 U	< 270 U	< 360 U	< 240 U	< 280 U	< 240 U	< 220 U	< 290 U	< 310 U	< 250 U	< 190 U	< 190 U
PENTACHLOROPHENOL	87-86-5	ug/kg	3.5 J	< 12 U	< 570 U	8.5 J	2.9 J	5.3 J	< 14 U	< 9.4 U	< 11 U	< 9.5 U	< 8.8 U	< 11 U	< 12 U	< 9.8 U	< 7.6 U	< 7.6 U
PHENANTHRENE	85-01-8	ug/kg	800	3000	36000	720	1100	730	710	100	390	210	15	900	150	13	81	110
PHENOL	108-95-2	ug/kg	< 660 U	< 570 U	< 570 U	< 430 U	< 450 U	< 520 U	< 690 U	< 460 U	R	< 470 U	< 430 U	< 560 U	< 610 U	< 480 U	R	< 370 U
PYRENE	129-00-0	ug/kg	1200	2000	20000	980	1100	930	910	130	580 J	220	23	1100	130	25	140	160

Table 12
Phase 2 Reach Floodplain Soil Analytical Results
Phase 2 Data Evaluation Summary Memorandum
Lower Neponset River
Boston and Milton, Massachusetts

Analyte	CAS Number	Units	24D-0186 24D-0186-BS 6/21/2024 N 1 - 1.4 ft	24D-0187 24D-0187-AS 6/21/2024 N 0 - 1 ft	24D-0187 24D-0187-BS 6/21/2024 N 1 - 1.5 ft	24D-0188 24D-0188-AS 6/21/2024 N 0 - 1 ft	24D-0188 24D-0188-BS 6/21/2024 N 1 - 2 ft	24D-0188 24D-0188-CS 6/21/2024 N 2 - 3 ft	24D-0189 24D-0189-AS 6/24/2024 N 0 - 1 ft	24D-0189 24D-0189-BS 6/24/2024 N 1 - 1.8 ft	24D-0190 24D-0190-AS 6/24/2024 N 0 - 1 ft	24D-0190 24D-0190-BS 6/24/2024 N 1 - 2 ft	24D-0190 24D-0190-CS 6/24/2024 N 2 - 3 ft	24D-0191 24D-0191-AS 6/24/2024 N 0 - 1 ft	24D-0191 24D-0191-BS 6/24/2024 N 1 - 2 ft	24D-0191 24D-0191-CS 6/24/2024 N 2 - 2.3 ft	24D-0192 24D-0192-AS 6/24/2024 N 0 - 1 ft	24D-0192 24D-0192-BS 6/24/2024 N 1 - 2 ft
PCDD/F																		
1,2,3,4,6,7,8-HpCDD	35822-46-9	pg/g	150 EB	2410 EB	434 EB	984 EB	98 EB	27.5 EB	1840	1820	1630	981	61.4	1180	137	89.5	3020 J	3360 J
1,2,3,4,6,7,8-HpCDF	67562-39-4	pg/g	72.9 EB	1080 EB	196 EB	508 EB	48.1 EB	12.8 EB	1020	686	947	343	20.7	609	69.7	41.7	1600 J	1080 J
1,2,3,4,7,8,9-HpCDF	55673-89-7	pg/g	3.13	48.2	7.71	22.6	2.42 J	0.736 JN	30	32.3	35.2	18.3	1.3 J	24.4	2.77 JN	1.51 JN	53.2	53.5
1,2,3,4,7,8-HxCDD	39227-28-6	pg/g	2.06 J	20.7	4.25	9.32	1.22 J	< 0.526 U	17.5	13.2	20.4	13.1	1.39 J	11.1	1.84 J	0.94 JN	29.5	23.7
1,2,3,4,7,8-HxCDF	70648-26-9	pg/g	4.33	75.5	13.2	35.5	3.67	1.17 J	57.1	50	61.7	21.6	1.68 J	46	4.73	2.7	100 J	74.1 J
1,2,3,6,7,8-HxCDD	57653-85-7	pg/g	8.3	120	22.8	47.8	5.23	1.68 J	96.3	96.9	80.3	39.5	2.62 JN	60.4	7.06	4.37	149	165
1,2,3,6,7,8-HxCDF	57117-44-9	pg/g	2.11 JN	38.2	6.85	16.9	1.81 J	0.493 JN	31.2	24	39.2	13.8	1.53 J	22.6	2.26 JN	1.6 J	50.9	38.7
1,2,3,7,8,9-HxCDD	19408-74-3	pg/g	4.53	57.6	10.5	25.2	2.63	0.898 J	49.2 J	36.1 J	53.8 J	28.2 J	2.38 J	29.4 J	3.5 JN	2.47 J	79.9 J	61.4 J
1,2,3,7,8,9-HxCDF	72918-21-9	pg/g	< 0.653 U	< 0.504 U	< 0.513 U	< 0.71 U	< 0.49 U	< 0.387 U	< 1.4 U	< 1.46 U	< 1.88 U	< 1.43 U	< 0.419 U	< 1.27 U	< 1.41 U	< 0.442 U	< 0.551 U	< 0.384 U
1,2,3,7,8-PeCDD	40321-76-4	pg/g	0.803 JN	9	1.88 J	3.98	< 0.566 UJ	< 0.486 UJ	7.57 JN	6.68 J	9.93 J	6.77 J	0.594 JN	4.98 JN	< 0.75 UJ	< 0.396 UJ	12.8 J	10.8 J
1,2,3,7,8-PeCDF	57117-41-6	pg/g	1.05 J	15	2.53	6.7	0.696 JN	< 0.307 U	9.24	9.34	7.26	3.05 JN	< 0.344 U	7.11	0.76 J	0.393 JN	14.7	13.9
2,3,4,6,7,8-HxCDF	60851-34-5	pg/g	3.38	42.4	7.56	18.7	2 J	0.672 JN	32.8	37.6	39.2	19.9	1.95 J	22.4	2.99 JN	1.7 J	53.6	50.1
2,3,4,7,8-PeCDF	57117-31-4	pg/g	5.37 J+	69 J+	12.8 J+	37.6 J+	3.91 J+	1.15 J+	43.7 J	70.3 J	30.4 J	21.5 J	2.94 J	35.3 J	3.98 J	2.37 J	60.7 J	75.5 J
2,3,7,8-TCDD	1746-01-6	pg/g	< 0.973 UJ	3.36 J	< 0.938 UJ	< 1.1 UJ	< 0.975 UJ	< 0.924 UJ	2.22 JN	2.02 JN	2.41 J	1.34 JN	< 0.919 UJ	1.73 JN	< 0.955 UJ	< 0.913 UJ	3.77 J	3.77 J
2,3,7,8-TCDF	51207-31-9	pg/g	2.15 JN	27.2	5.36	11.5	1.47	< 0.546 UJ	19 J	20.5 J	11.1 J	5.6 J	0.558 JN	12.5 JN	1.34 JN	0.84 JN	25.7	32.4
OCDD	3268-87-9	pg/g	927 EB	17500 JEB	3190 EB	7160 EB	694 EB	185 EB	12900 J	14100 J	11600 J	7960	446	9550	1070	612	20900 J	25600 J
OCDF	39001-02-0	pg/g	74.9	1170	224	553	53.2	15.1	1110	904	1320	748	43.3	702	79.4	49.7	1860	1640
Total HpCDD	RA_Total_HpCDD	pg/g	268	4280	767	1781	175.3	51	3270	3120	3340	2361	146.9	2210	243	162.3	5410	5750
Total HpCDF	RA_Total_HpCDF	pg/g	153.05	2292.1	415.71	1033.6	98.44	26.036	2038.4	1651.3	1850.5	811.45	50.1	1251.8	135.57	84.91	3206.9	2724.2
Total HxCDD	RA_Total_HxCDD	pg/g	52.8	706.69	130.48	295.2	30.8	7.818	597.02	485.29	556.67	284.72	20.147	369.2	46.75	27.3	934.8	810.4
Total HxCDF	RA_Total_HxCDF	pg/g	63.255	879.45	163.32	386.03	38.876	10.885	756.92	740.7	838.77	370.3	31.921	500.84	61.97	36.603	1180.27	1100.86
Total PeCDD	RA_Total_PeCDD	pg/g	4.073	85.96	15.749	35.483	2.282 U	< 0.486 U	77.69	55.254	78.11	44.63	2.553	49.8	2.99 U	< 0.396 U	120.04	89.87
Total PeCDF	RA_Total_PeCDF	pg/g	36.116	495.7	89.708	230.927	24.223	4.31	378.86	481.141	361.45	220.12	31.348	285.52	32.32	18.08	541.192	581.32
Total TCDD	RA_Total_TCDD	pg/g	< 0.973 U	27.723	2.54 U	5.21 U	< 0.975 U	< 0.924 U	26.08	17.683	22.57	11.25	< 0.919 U	18.427	< 0.955 U	< 0.913 U	45.13	29.124
Total TCDF	RA_Total_TCDF	pg/g	32.651	547.25	91.015	189.56	25.022	< 0.546 U	328.16	513.64	229.01	129.73	12.011	249.82	26.148	15.806	471.63	625.66
Total PCDD/F TEQ (Bird)	RA-TEQ-B-DF	pg/g	11.05949	149.224	27.357	71.3853	7.25182	1.67297	106.023	127.3364	88.523	50.3798	5.27203	76.9592	7.88324	4.77477	157.673	166.544
Total PCDD/F TEQ (Fish)	RA-TEQ-F-DF	pg/g	6.79879	92.265	16.706	43.2513	4.17782	1.01715	69.108	74.9354	66.753	37.5143	3.68323	49.4277	5.09524	2.97282	108.257	102.458
Total PCDD/F TEQ (Mammal)	RA-TEQ-M-DF	pg/g	112.653	20.2492	49.4129	4.70624	1.30669	86.5902	87.7844	82.2458	44.8569	3.66759	59.1629	6.02832	3.7104	137.641	135.284	5.19079
PCB Congeners																		
PCB-001	2051-60-7	ng/g	0.677	14.1	3.92	9.8	0.821	< 0.0318 U	30.3 J	5.13 J	25 J	6 J	< 0.0316 UJ	10.7 J	0.969 J	0.676 J	25.5	6.06
PCB-002	2051-61-8	ng/g	< 0.0469 U	< 0.0479 U	< 0.0452 U	< 0.0455 U	< 0.047 U	< 0.0445 U	0.86	< 0.0457 U	< 0.0478 U	< 0.0469 U	< 0.0443 U	< 0.0474 U	< 0.046 U	< 0.044 U	0.685	< 0.0458 U
PCB-003	2051-62-9	ng/g	< 0.0483 U	9.17	1.58	5.92	0.4	< 0.0458 U	16	1.89	10.2	2.62	< 0.0456 U	6.12	0.491	< 0.0453 U	14.6	3.15
PCB-004/010	PCB-4/10	ng/g	2.78	55.6 J	13.2	33.4	2.84	1.54	76.9 J	38.2 J	71 J	13.3 J	0.821 J	32 J	2.58 J	2.59 J	72 J	25.4
PCB-005/008	PCB-5/8	ng/g	3.23	74 J	18.2	38 J	3.05	1.28	88.8 J	37.1 J	46.9 J	12 J	0.705 J	40.5 J	2.84 J	3.07 J	82.1 J	45.3 J
PCB-006	25569-80-6	ng/g	0.741	16.6	3.11	8.43	0.641	0.38	18 J	10.1 J	9.97 J	2.62 J	< 0.0428 UJ	7.51 J	0.622 J	0.552 J	14.7	12.5
PCB-007/009	PCB-7/9	ng/g	< 0.0852 U	3.69	0.625	2	< 0.0854 U	< 0.081 U	3.81	2.26	1.68	< 0.0852 U	< 0.0805 U	1.4	< 0.0837 U	< 0.08 U	2.43	2.42
PCB-011	2050-67-1	ng/g	< 0.0444 U	5.13	0.933	2.57	0.277	< 0.0421 U	3.88	3.98	3.36	1.08	< 0.0419 U	1.63	< 0.0436 U	< 0.0416 U	3.43	3.76
PCB-012/013	PCB-12/13	ng/g	0.65	22.3	3.59	9.46	0.687	< 0.105 U	14.3 J	23.2 J	8.78 J	1.79 J	< 0.104 UJ	6.08 J	0.529 J	0.459 J	11.6	21.1
PCB-014	34883-41-5	ng/g	< 0.0434 U	< 0.0443 U	< 0.0418 U	< 0.0421 U	< 0.0435 U	< 0.0412 U	< 0.043 U	< 0.0423 U	< 0.0442 U	< 0.0434 U	< 0.041 U	< 0.0439 U	< 0.0426 U	< 0.0407 U	< 0.0438 U	< 0.0424 U
PCB-015	2050-68-2	ng/g	8.84	262 J	45 J	156 J	12.1	2.96	132 J	549 J	61.1 J	17.3 J	0.889 J	75.7 J	9.29 J	7.79 J	101 J	428 J
PCB-016/032	PCB-16/32	ng/g	4.69 J	263 J	43.9 J	232 J	16.7 J	6.13 J	116 J	952 J	65.2 J	19.7	1.22	75.3 J	8.23	10.9	77.9 J	821 J
PCB-017	37680-66-3	ng/g	3.82	145 J	23.1	78.3 J	6.07	2.44	62.8 J	382 J	38.4	11	0.783	39.2	4.13	4.22	43.2 J	247 J
PCB-018	37680-65-2	ng/g	3.72 EB	220 JEB	36.3 EB	64 JEB	5.4 EB	2.14 EB	45.2 J	422 J	26.7	6.95	0.654	45.6 J	5.74	5.13	23.9 J	356 J
PCB-019	38444-73-4	ng/g	0.975	33.3	5.52	27.3	2.18	0.918	27.9	126 J	35	9.23	0.833	11.1	1.05	1.55	21.4 J	72.7 J
PCB-020/021/033	PCB-20/21/33	ng/g	1.64	76.7 J	12.7	52.3 J	4.03	1.18	18.9	239 J	8.88	5.54	< 0.131 U	27.1	3.54	3.01	13.4 J	240 J
PCB-022	38444-85-8	ng/g	4.18	88.7 J	14.9	143 J	10.5	2.84	27.1	669 J	10.7	3.18	< 0.0434 U	42.7 J	4.74	4.42	14.5 J	300 J
PCB-023/034	PCB-23/34	ng/g	< 0.081 U	4.98	0.822	2.26	< 0.0811 U	< 0.0769 U	1.46	9.57	1.44	< 0.0809 U	< 0.0764 U	1.43	< 0.0795 U	< 0.0759 U	0.806	8.15
PCB-024/027	PCB-24/27	ng/g	0.942	59.2 J	9.9	40.4 J	2.77	1.1	27.2	150 J	24.9	7.44	0.568	13.6	1.63	2.13	15.9 J	105 J
PCB-025	55712-37-3	ng/g	3.35	131 J	21.6	74.8 J	5.8	1.86	38.2	187 J	22.3	5.19	0.369	24.2	3.27	2.5	23.9 J	145 J
PCB-026	38444-81-4	ng/g	4.33	251 J	42.2 J	103 J	8.12	2.59	59.4 J	391 J	41.9 J	10.1	0.6	50.7 J	7.11	5.38	38.3 J	438 J
PCB-028	7012-37-5	ng/g	47.6 JEB	1030 JEB	170 JEB	1280 JEB	97.3 JEB	26.4 JEB	244 J	3920 J	68.6 J	18.7	1.57	324 J	44.1 J	34.9	104 J	2520 J
PCB-029	15862-07-4	ng/g	< 0.0568 U	< 0.0581 U	< 0.0548 U	0.408	< 0.0569 U	< 0.054 U	< 0.0563 U	1.53	< 0.0579 U	< 0.0568 U	< 0.0536 U	< 0.0575 U	< 0.0558 U	< 0.0533 U	< 0.0574 U	< 0.0555 U
PCB-030	35693-92-6	ng/g	< 0.0566 U	< 0.0579 U	< 0.0546 U	0.146 J	< 0.0567 U	< 0.0538 U	< 0.0561 U	0.893	< 0.0577 U	< 0.0566 U	< 0.0535 U	< 0.0573 U	< 0.0556 U	< 0.0531 U	< 0.0572 U	< 0.0553 U
PCB-031	16606-02-3	ng/g	17 JEB	418 JEB	68.5 JEB	210 JEB	19 JEB	4.88 JEB	138 J	823 J	71.4 J	17	1.02	140 J	15.2	8.07	74.4 J	650 J
PCB-035	37680-69-6	ng/g	0.43 J+	11 J+	1.4 J+	6.73 J+	< 0.0532 U	< 0.0505 U	8.71 J+	28.6 J+	< 0.0541 U	< 0.0531 U	< 0.0502 U	4.02 J+	0.62 J+	< 0.0498 U	3.83 J+	30.5 J+
PCB-036	38444-87-0	ng/g	< 0.042 U	< 0.0429 U	< 0.0405 U	< 0.0408 U	< 0.0421 U	< 0.0399 U	< 0.0417 U	< 0.0409 U	< 0.0428 U	< 0.042 U	< 0.0397 U	< 0.0425 U	< 0.0413 U	< 0.0394 U	< 0.0425 U	< 0.041 U
PCB-037	38444-90-5	ng/g	13.3 J	286 J	47.2 J	208 J	17.2 J	3.99 J	69 J	965 J	16.7	6.22	< 0.0467 U	115 J	17.7	11.5	38.2 J	662 J
PCB-038	53555-66-1	ng/g	< 0.0631 U	< 0.0644 U	< 0.0608 U	< 0.0612 U	< 0.0632 U	< 0.0599 U	< 0.0625 U	< 0.0614 U	< 0.0642 U	< 0.063 U	< 0.0595 U	< 0.0637 U	< 0.0619 U	< 0.0591 U	< 0.0637 U	< 0.0616 U
PCB-039	38444-88-1	ng/g	< 0.0407 U	2.35	< 0.0392 U	1.59	< 0.0408 U	< 0.0386 U	1.17	2.97	0.937	< 0.0406 U	< 0.0384 U	0.557	< 0.0399 U	< 0.0382 U	0.963	2.29
PCB-040	38444-93-8	ng/g	1.83	74.3 J	12.8	72.4 J	5.93	1.57	32.7	245 J	7.37	3.67	< 0.0461 U	37.5	4.51	3.88	10.9 J	287 J
PCB-041/064	PCB-41/64	ng/g	18.4 J	431 J	75.9 J	373 J	31.1 J	8.24 J	161 J	1170 J	38.3	17	0.929	229 J	26.8	18.2	118 J	1180 J
PCB-042	36559-22-5	ng/g	9.17	296 J	51 J	235 J	19.7	5.1	114 J	706 J	30.8	12.4	0.848	136 J	15.9	11.9	64.2 J	731 J
PCB-043/049	PCB-43/49	ng/g	38.8 EB	1250 JEB	207 JEB	806 JEB	66.3 JEB	16.9 EB	401 J	2180 J	149 J	52.6 J	2.59	515 J	60.3 J	38.1 J	309 J	2240 J
PCB-044	41464-39-5	ng/g	19.8 JEB	802 JEB	138 JEB	528 JEB	44.9 JEB	11.5 JEB	241 J	1720 J	62.8 J	27.3	1.25	333 J	40.3 J	27.1	135 J	1860 J
PCB-045	70362-45-7	ng/g	1.43	124 J	21.1	80.5 J	6.39	1.82	41.7 J	311 J	11.2	5.38	0.431	45.6 J	5.25	4.55	25.2 J	316 J
PCB-046	41464-47-5	ng/g	0.442	27.2	4.74	22.1	1.7	0.548	11.8	92.5 J	4.46	2.05	< 0.0441 U	12	1.35	1.31	4.55	103 J
PCB-047/048/075	PCB-47/48/75	ng/g	31.3	833 J	137 J	640 J	52.1 J	13.2	426 J	1540 J	134 J	44.5 J	1.91	378 J	40.7 J	27.9	283 J	1350 J
PCB-050	62796-65-0	ng/g	< 0.0557 U	4.16	0.618	2.55	0.21	< 0.0529 U	1.79	7.26	1.39	0.503	< 0.0525 U	1.36	< 0.0546 U	< 0.0522 U	1.19	7.18
PCB-051	68194-04-7	ng/g	1.05	65.3 J	10.9	52.2 J	4.01	1.22	34.9	142 J	17.7	5.87	0.493	22.9	2.62	2.22	20.1 J	131 J
PCB-052/073	PCB-52/73	ng/g	40.9 JEB	1360 JEB	229 JEB	784 JEB	66.3 JEB	17 JEB	409 J	2120 J	134 J	49.6 J	2.71	554 J	65.3 J	41.2 J	324 J	2300 J
PCB-053	41464-41-9	ng/g	3.69	227 J	37.7 J	160 J	12.4	3.78	86.7 J	375 J	39.9 J	14.1	1.08	67 J	7.94	6.66	53.2 J	381 J
PCB-054	15968-05-5	ng/g	< 0.0467 U	3.59	0.656	3.11	0.281	< 0.0444 U	3.19	8.27	2.28	0.812	< 0.0441 U	1.15	< 0.0458 U	< 0.0438 U	1.58	7.52
PCB-055	74338-24-2	ng/g	0.698	11	1.62	12.3	0.925	< 0.0736 U	1.65 J	41.5 J	< 0.0789 UJ	< 0.0774 UJ	< 0.0731 UJ	5.66 J	0.886 J	0.575 J	0.844	26

Table 12
Phase 2 Reach Floodplain Soil Analytical Results
Phase 2 Data Evaluation Summary Memorandum
Lower Neponset River
Boston and Milton, Massachusetts

Analyte	CAS Number	Units	24D-0186 24D-0186-BS 6/21/2024 N 1 - 1.4 ft	24D-0187 24D-0187-AS 6/21/2024 N 0 - 1 ft	24D-0187 24D-0187-BS 6/21/2024 N 1 - 1.5 ft	24D-0188 24D-0188-AS 6/21/2024 N 0 - 1 ft	24D-0188 24D-0188-BS 6/21/2024 N 1 - 2 ft	24D-0188 24D-0188-CS 6/21/2024 N 2 - 3 ft	24D-0189 24D-0189-AS 6/24/2024 N 0 - 1 ft	24D-0189 24D-0189-BS 6/24/2024 N 1 - 1.8 ft	24D-0190 24D-0190-AS 6/24/2024 N 0 - 1 ft	24D-0190 24D-0190-BS 6/24/2024 N 1 - 2 ft	24D-0190 24D-0190-CS 6/24/2024 N 2 - 3 ft	24D-0191 24D-0191-AS 6/24/2024 N 0 - 1 ft	24D-0191 24D-0191-BS 6/24/2024 N 1 - 2 ft	24D-0191 24D-0191-CS 6/24/2024 N 2 - 2.3 ft	24D-0192 24D-0192-AS 6/24/2024 N 0 - 1 ft	24D-0192 24D-0192-BS 6/24/2024 N 1 - 2 ft
PCB-056/060	PCB-56/60	ng/g	29.9 JEB	508 JEB	94 JEB	471 JEB	41.3 JEB	9.43 JEB	113 J	1590 J	21.3	12.7	0.543	305 J	42.9 J	24.2	63.8 J	1380 J
PCB-057	70424-67-8	ng/g	0.502	10.8	1.71	9.71	0.776	0.256	2.97	21.5	2.28	< 0.0412 U	< 0.0389 U	3.58	0.551	< 0.0387 U	2.08	19.2
PCB-058	41464-49-7	ng/g	0.182 J	3.64	0.655	2.08	0.263	< 0.0495 U	1.49	5.71	< 0.0531 U	< 0.0521 U	< 0.0492 U	1.44	0.224	< 0.0489 U	1.25	6.67
PCB-059	74472-33-6	ng/g	1.63	72.7 J	12	48.5 J	3.19	1.04	18.5	165 J	5.56	2.44	< 0.0669 U	28.3	3.68	2.43	11.7 J	196 J
PCB-061/074	PCB-61/74	ng/g	31.8 JEB	418 JEB	75.2 JEB	471 JEB	38.7 JEB	9.26 JEB	111 J	1430 J	26.2	11.8	0.58	200 J	27.7	16.3	48.8 J	855 J
PCB-062	54230-22-7	ng/g	< 0.0471 U	< 0.0481 U	< 0.0454 U	< 0.0457 U	< 0.0472 U	< 0.0447 U	< 0.0467 U	1.04	< 0.048 U	< 0.0471 U	< 0.0445 U	< 0.0476 U	< 0.0462 U	< 0.0442 U	< 0.0476 U	< 0.046 U
PCB-063	74472-34-7	ng/g	3.87	49.4 J	9.09	54.9 J	4.51	1.12	17.2	134 J	7.71	2.34	< 0.0358 U	23.7	3.13	1.86	10.4 J	91.7 J
PCB-065	33284-54-7	ng/g	< 0.0658 U	< 0.0672 U	< 0.0634 U	1.1	< 0.0659 U	< 0.0625 U	< 0.0652 U	2.28	< 0.067 U	< 0.0657 U	< 0.0621 U	< 0.0665 U	< 0.0646 U	< 0.0617 U	< 0.0665 U	1.86
PCB-066/080	PCB-66/80	ng/g	57.4 JEB	1060 JEB	191 JEB	746 JEB	66.3 JEB	14.7 JEB	264 J	2380 J	53.5 J	27.5	1.32	549 J	73.9 J	38.9 J	165 J	2330 J
PCB-067	73575-53-8	ng/g	1.65	37.1	6.14	30.2	2.54	0.569	7.25	100 J	2.15	0.941	< 0.0564 U	14.7	2.28	1.38	3.67 J	81.3 J
PCB-068	73575-52-7	ng/g	0.803	10.7	2.55	7.27	< 0.0698 U	< 0.0662 U	7.4 J	9.27 J	4.62 J	< 0.0696 UJ	< 0.0658 UJ	3.96 J	0.684 J	0.643 J	8.98	< 0.068 U
PCB-069	60233-24-1	ng/g	< 0.0522 U	2.63	< 0.0503 U	2.36	< 0.0523 U	< 0.0495 U	1.77	6.03	0.809	< 0.0521 U	< 0.0492 U	1.18	0.177 J	< 0.0489 U	< 0.0527 U	5.45
PCB-070	32598-11-1	ng/g	50.7 JEB	1030 JEB	183 JEB	730 JEB	64.8 JEB	15 JEB	258 J	2290 J	48.1 J	26.3	1.34	552 J	70.8 J	39.2 J	180 J	2440 J
PCB-071	41464-46-4	ng/g	5.25	290 J	51.1 J	187 J	14.3	4.05	102 J	576 J	30	11.8	0.658	110 J	14.4	10.2	51.5 J	617 J
PCB-072	41464-42-0	ng/g	0.921	18.1	3.21	11	0.954	0.329	10.5	18.5	4.36	1.36	< 0.0509 U	7.11	0.899	0.616	11.1	19.9
PCB-076	70362-48-0	ng/g	< 0.0771 U	< 0.0787 U	< 0.0743 U	< 0.0748 U	< 0.0772 U	< 0.0732 U	< 0.0764 U	< 0.0751 U	< 0.0785 U	< 0.077 U	< 0.0728 U	< 0.0779 U	< 0.0757 U	< 0.0723 U	< 0.0779 U	< 0.0752 U
PCB-077	32598-13-3	ng/g	8.78 J+	121 J	21.9 J+	85.1 J	8.36 J+	1.76 J+	42 J	257 J	8.75 J+	4.38 J+	< 0.0366 U	62.5 J	9.08 J+	4.89 J+	25.8 J	252 J
PCB-078	70362-49-1	ng/g	< 0.0802 U	< 0.0819 U	< 0.0773 U	< 0.0778 U	< 0.0803 U	< 0.0762 U	1.35	3.46	< 0.0817 U	< 0.0801 U	< 0.0757 U	1.28	< 0.0787 U	< 0.0752 U	< 0.081 U	< 0.0783 U
PCB-079	41464-48-6	ng/g	< 0.045 U	< 0.0459 U	< 0.0433 U	< 0.0436 U	< 0.045 U	< 0.0427 U	< 0.0446 U	< 0.0438 U	< 0.0458 U	< 0.0449 U	< 0.0424 U	< 0.0454 U	< 0.0441 U	< 0.0422 U	< 0.0454 U	< 0.0439 U
PCB-081	70362-50-4	ng/g	0.718 J+	10.8 J+	1.87 J+	7.81 J+	0.791 J+	< 0.0676 U	3.66 J	23.9 J	< 0.0726 UJ	< 0.0712 UJ	< 0.0672 UJ	6.02 J	0.805 J	0.497 J	2.89 J	18.4 J
PCB-082	52663-62-4	ng/g	3.83	83.9 J	14.6	53.6 J	4.82	1.05	28.8	123 J	6.11	3.28	< 0.0715 U	40.7 J	5.14	2.58	22.8 J	143 J
PCB-083/109	PCB-83/109	ng/g	2.11	37.6	6.39	24.2	2.19	0.592	18	50.6 J	4.63	1.95	< 0.164 U	16.8	2.08	1.21	14.5 J	55.6 J
PCB-084	52663-60-2	ng/g	5.1	142 J	23.8	87.9 J	7.67	1.82	62.9 J	195 J	15.2	6.98	0.597	62.4 J	7.35	4.48	44.9 J	230 J
PCB-085/120	PCB-85/120	ng/g	11.7	180 J	31.5	111 J	10.5	2.31	64.1 J	238 J	14.4	6.96	0.719	82.7 J	11.2	5.67	62.1 J	235 J
PCB-086/097	PCB-86/97	ng/g	10.2	196 J	32.4	124 J	11	2.36	70.8 J	278 J	15.3	7.07	0.711	86 J	10.9	5.7	57 J	301 J
PCB-087/115/116	PCB-87/115/116	ng/g	15.9	273 J	47.2 J	177 J	17.1	3.44	104 J	425 J	26	11.6	0.8	133 J	16.5	9.19	98.7 J	439 J
PCB-088/121	PCB-88/121	ng/g	< 0.155 U	3.21	< 0.15 U	1.98	< 0.156 U	< 0.147 U	1.23	5.94	< 0.158 U	< 0.155 U	< 0.147 U	1.58	< 0.152 U	< 0.146 U	< 0.157 U	5.39
PCB-089/090/101	PCB-89/90/101	ng/g	28.6 J	530 J	87.1 J	325 J	28.4 J	6.23 J	210 J	697 J	55.7 J	22.9	1.58	238 J	28.3	15.9	198 J	723 J
PCB-091	68194-05-8	ng/g	6.25	146 J	24.5	87.3 J	7.48	1.78	66.1 J	173 J	19.9	7.76	0.572	64.2 J	7.53	4.23	64.5 J	189 J
PCB-092	52663-61-3	ng/g	5.99	113 J	18.5	67.1 J	5.78	1.36	54.2 J	122 J	18	6.63	0.47	48.8 J	5.72	3.39	56.7 J	129 J
PCB-093/095	PCB-93/95	ng/g	18	452 J	73.6 J	256 J	21.8	5.09	187 J	524 J	48.1 J	20.1	1.61	193 J	21.5	12.8	175 J	578 J
PCB-094	73575-55-0	ng/g	0.547	9.7	1.66	6.36	0.698	< 0.044 U	5.41	10.5	2.3	0.846	< 0.0437 U	4.33	0.595	< 0.0434 U	4.33	11.1
PCB-096	73575-54-9	ng/g	< 0.0596 U	9.97	1.75	6	0.573	< 0.0566 U	4.49	15.3	1.03	0.587	< 0.0562 U	4.17	0.523	< 0.0559 U	3.23	15.5
PCB-098/102	PCB-98/102	ng/g	1.62	46.6 J	7.67	28.8	2.32	0.721	20.9	59.4 J	5.45	2.07	< 0.0922 U	19.1	2.22	1.42	15.7 J	60.8 J
PCB-099	38380-01-7	ng/g	20.5 J	354 J	58.9 J	223 J	19.1 J	4.25 J	139 J	456 J	34	14.5	0.903	157 J	18.9	10.2	139 J	450 J
PCB-100	39485-83-1	ng/g	< 0.0568 U	5.53	1.03	3.87	< 0.0569 U	< 0.054 U	4.07	5.82	2.4	0.8	< 0.0536 U	2.54	< 0.0558 U	< 0.0533 U	3.95	5.7
PCB-103	60145-21-3	ng/g	< 0.0574 U	8.24	1.31	5.16	0.486	< 0.0545 U	4.21	8.35	1.96	0.73	< 0.0542 U	3.44	0.434	< 0.0539 U	4.28	8.92
PCB-104	56558-16-8	ng/g	< 0.044 U	0.267	< 0.0424 U	< 0.0427 U	< 0.0441 U	< 0.0418 U	< 0.0436 U	< 0.0428 U	< 0.0448 U	< 0.0439 U	< 0.0415 U	< 0.0445 U	< 0.0432 U	< 0.0413 U	< 0.0444 U	< 0.0429 U
PCB-105/127	PCB-105/127	ng/g	20.9	265 J	46.9 J	205 J	18.9	3.64	86.7 J	456 J	17.9	8.31	< 0.0652 U	136 J	18.1	8.86	64.7 J	351 J
PCB-106/118	PCB-106/118	ng/g	36.3 J	508 J	89.4 J	351 J	31.5 J	6.67 J	194 J	747 J	47.5 J	20.8	1.34	238 J	30.8	16.2	171 J	638 J
PCB-107/108	PCB-107/108	ng/g	3.11	43.2 J	8.17	30.7	2.82	0.516	18.2 J	64.4 J	4.79 J	1.97 J	< 0.118 UJ	21 J	2.72 J	1.38 J	16.1 J	56 J
PCB-110	38380-03-9	ng/g	38.8 JEB	703 JEB	125 JEB	433 JEB	39.1 JEB	8.59 JEB	310 J	811 J	82.6 J	34.5	2.48	307 J	38.3 J	22.4	316 J	816 J
PCB-111/117	PCB-111/117	ng/g	12.8	< 0.286 U	< 0.27 U	< 0.272 U	< 0.281 U	< 0.266 U	< 0.278 U	< 0.273 U	< 0.286 U	< 0.28 U	< 0.265 U	< 0.283 U	< 0.275 U	< 0.263 U	< 0.283 U	< 0.274 U
PCB-112	74472-36-9	ng/g	0.23	3.18	0.629	2.41	0.236	< 0.0538 U	1.38	4.74	< 0.0577 U	< 0.0566 U	< 0.0535 U	1.44	0.27	< 0.0531 U	1.22	3.96
PCB-113	68194-10-5	ng/g	< 0.0469 U	3.84	< 0.0452 U	2.14	< 0.047 U	< 0.0445 U	< 0.0465 U	3.31	< 0.0478 U	< 0.0469 U	< 0.0443 U	1.46	< 0.046 U	< 0.044 U	2.44	3.35
PCB-114	74472-37-0	ng/g	1.49	16.6	2.83	15.4	1.26	< 0.0693 U	5.79 J	37.7 J	1.09 J	< 0.0729 UJ	< 0.0689 UJ	8.55 J	1.21 J	0.642 J	4.12 J	22.5 J
PCB-119	56558-17-9	ng/g	1.42	24.1	4.2	15.8	1.39	0.367	11.8	26.2	4.51	1.83	< 0.0531 U	10.5	1.33	0.818	12.7 J	23.7 J
PCB-122	76842-07-4	ng/g	0.565	10	1.74	6.61	0.654	< 0.0765 U	3.08	16.3	< 0.0821 U	< 0.0805 U	< 0.0761 U	5.01	0.614	< 0.0756 U	3.23 J	14.9 J
PCB-123	65510-44-3	ng/g	1.25 J+	19 J+	3.34 J+	11.7 J+	0.981 J+	< 0.0593 U	7.17 J+	26.3 J+	1.96 J+	0.854 J+	< 0.059 U	8.56 J+	1.15 J+	0.586 J+	7.83 J	22.7 J
PCB-124	70424-70-3	ng/g	1.39	20.7	4.03	13.2	1.26	< 0.0333 U	8.09	31.5	1.98	0.907	< 0.0331 U	9.56	1.24	0.653	8.63 J	23.8 J
PCB-125	74472-39-2	ng/g	< 0.0428 U	5.46	< 0.0413 U	2.1	< 0.0429 U	< 0.0407 U	1.12	7.4	< 0.0436 U	< 0.0428 U	< 0.0404 U	1.77	< 0.042 U	< 0.0402 U	0.977	7.25
PCB-126	57465-28-8	ng/g	< 0.0502 U	3.58 J+	< 0.0484 U	2.77 J+	< 0.0503 U	< 0.0477 U	2.1 J+	5.26 J+	< 0.0512 U	< 0.0502 U	< 0.0474 U	1.61 J+	< 0.0493 U	< 0.0471 U	2.38 J+	4.89 J+
PCB-128	38380-07-3	ng/g	3.72	59.2 J	10.1	32.2	3.05	0.718	30.1	48.1 J	11.4	4.36	< 0.0654 U	25.4	2.94	1.9	39.7 J	56.9 J
PCB-129	55215-18-4	ng/g	0.755	14.2	2.37	8.37	0.806	< 0.0909 U	6.89 J	13.5 J	2.53 J	0.995 J	< 0.0904 UJ	5.97 J	0.795 J	0.511 J	8.07 J	15.6 J
PCB-130	52663-66-8	ng/g	1.11	20.3	3.32	11.2	1.1	0.249	10.6	17	3.9	1.37	< 0.0893 U	8.3	0.991	0.737	13.5 J	18.6 J
PCB-131/142	PCB-131/142	ng/g	0.206	4.13	0.678	2.51	0.177 J	< 0.0201 U	1.49	4.28	0.782	< 0.0212 U	< 0.02 U	1.52	< 0.0208 U	< 0.0199 U	2.36	4.45
PCB-132/168	PCB-132/168	ng/g	4.67	93.7 J	15.3	50.7 J	4.66	0.968	49.7 J	78.1 J	16.9	6.13	0.59	40.5 J	4.74	2.87	60.5 J	93.4 J
PCB-133	35694-04-3	ng/g	0.264	4.46	0.755	2.71	0.254	< 0.0963 U	2.76	3.03	1.45	0.624	< 0.0957 U	1.95	0.315	< 0.0951 U	3.7	3.66
PCB-134	52704-70-8	ng/g	0.708	15.1	2.13	8.16	0.769	< 0.128 U	8.13 J	11.9 J	2.79 J	1.04 J	< 0.127 UJ	6.12 J	0.768 J	0.462 J	9.81 J	14.3 J
PCB-135/144	PCB-135/144	ng/g	2.11	40.4 J	6.42	22.4	1.93	0.407	21.9	33.9	7.78	3.04	0.235	17.3	1.94	1.4	26.6 J	38.3 J
PCB-136	38411-22-2	ng/g	1.34	30	4.78	16.1	1.42	0.314	16.2	25.3	5.75	2.17	0.194	12.6	1.43	1.04	18.9 J	29.8 J
PCB-137	35694-06-5	ng/g	0.952	19.6	3.13	10.7	0.988	0.241	9.31 J	18.3 J	3.41 J	1.31 J	< 0.121 UJ	8.02 J	1.09 J	0.565 J	12.6 J	19.6 J
PCB-138/163/164	PCB-138/163/164	ng/g	17.9 J	294 J	49.1 J	165 J	15.2 J	3.18 J	163 J	260 J	58.3 J	21.4	1.69	131 J	14.9	9.48	204 J	266 J
PCB-139/149	PCB-139/149	ng/g	9.82 J	181 J	28.8 J	100 J	8.92 J	1.89 J	96.9 J	149 J	34.3	13.2	1.09	77.1 J	8.89	5.73	123 J	171 J
PCB-140	59291-64-4	ng/g	< 0.0623 U	2.01	0.315	1.13	< 0.0624 U	< 0.0591 U	1.08	1.62	< 0.0635 U	< 0.0622 U	< 0.0588 U	0.884	< 0.0611 U	< 0.0584 U	1.38	1.78
PCB-141	52712-04-6	ng/g	2.39	45.2 J	7.3	25.1	2.31	0.472	21.5	42.8 J	7.46	2.85	< 0.11 U	19.2	2.2	1.41	28.6 J	45.9 J
PCB-143	68194-15-0	ng/g	< 0.0627 U	1.35	0.23	0.919	< 0.0628 U	< 0.0595 U	0.643	1.66	< 0.0638 U	< 0.0626 U	< 0.0592 U	0.734	< 0.0615 U	< 0.0588 U	0.746	1.5
PCB-145	74472-40-5	ng/g	< 0.0782 U	0.233	< 0.0754 U	0.159 J	< 0.0784 U	< 0.0743 U	< 0.0776 U	0.225	< 0.0797 U	< 0.0782 U	< 0.0739 U	< 0.0791 U	< 0.0768 U	< 0.0734 U	< 0.079 U	0.435
PCB-146	51908-16-8	ng/g	1.83	30.7	5.03	17.3	1.54	0.362	17.4	24.9	6.95	2.52	< 0.0527 U	13.3	1.65	1.06	22.1 J	28.1 J
PCB-147	68194-13-8	ng/g	0.507	8.32	1.42	5.12	0.499	0.111 J	5.62	6.35	2.84	1.05	< 0.0715 U	4.04	0.4	0.381	6.92 J	7.1 J
PCB-148	74472-41-6	ng/g	< 0.0675 U	0.499	< 0.0651 U	0.281	< 0.0677 U	< 0.0641 U	0.401	0.302	< 0.0688 U	< 0.0675 U	< 0.0638 U	< 0.0683 U	< 0.0663 U	< 0.0633 U	0.485	0.427
PCB-150	68194-08-1	ng/g	< 0.0775 U	0.466	< 0.0747 U	0.292	< 0.0776 U	< 0.0736 U	0.41	0.385	< 0.0789 U	< 0.0774 U	< 0.0731 U	0.21	< 0.076 U	< 0.0727 U	0.403	0.405
PCB-151	52663-63-5	ng/g	2.29	43.2 J	6.87	24.4	2.18	0.519	23.1	35	8.95	3.44	0.309	18.7	2.14	1.38	29.7 J	39.8 J
PCB-152	68194-09-2	ng/g	< 0.0856 U	0.795	< 0.0825 U	0.489	< 0.0858 U	< 0.0813 U	0.526	0.554	0.317	< 0.0856 U	< 0.0808 U	0.316	< 0.0841 U	< 0.0803 U	0.558	0.69

Table 12
Phase 2 Reach Floodplain Soil Analytical Results
Phase 2 Data Evaluation Summary Memorandum
Lower Neponset River
Boston and Milton, Massachusetts

Analyte	CAS Number	Units	24D-0186 24D-0186-BS 6/21/2024 N 1 - 1.4 ft	24D-0187 24D-0187-AS 6/21/2024 N 0 - 1 ft	24D-0187 24D-0187-BS 6/21/2024 N 1 - 1.5 ft	24D-0188 24D-0188-AS 6/21/2024 N 0 - 1 ft	24D-0188 24D-0188-BS 6/21/2024 N 1 - 2 ft	24D-0188 24D-0188-CS 6/21/2024 N 2 - 3 ft	24D-0189 24D-0189-AS 6/24/2024 N 0 - 1 ft	24D-0189 24D-0189-BS 6/24/2024 N 1 - 1.8 ft	24D-0190 24D-0190-AS 6/24/2024 N 0 - 1 ft	24D-0190 24D-0190-BS 6/24/2024 N 1 - 2 ft	24D-0190 24D-0190-CS 6/24/2024 N 2 - 3 ft	24D-0191 24D-0191-AS 6/24/2024 N 0 - 1 ft	24D-0191 24D-0191-BS 6/24/2024 N 1 - 2 ft	24D-0191 24D-0191-CS 6/24/2024 N 2 - 2.3 ft	24D-0192 24D-0192-AS 6/24/2024 N 0 - 1 ft	24D-0192 24D-0192-BS 6/24/2024 N 1 - 2 ft
PCB-153	35065-27-1	ng/g	11 J	186 J	30 J	102 J	9.38 J	1.89 J	100 J	158 J	37	14.1	1.2	79.5 J	9.27	5.91	131 J	172 J
PCB-154	60145-22-4	ng/g	0.261	3.99	0.617	2.47	0.246	< 0.0469 U	2.84	2.72	1.46	0.551	< 0.0467 U	1.92	0.203	< 0.0464 U	3.43	3.22
PCB-155	33979-03-2	ng/g	< 0.0416 U	< 0.0425 U	< 0.0401 U	< 0.0404 U	< 0.0417 U	< 0.0396 U	< 0.0413 U	< 0.0406 U	< 0.0424 U	< 0.0416 U	< 0.0393 U	< 0.0421 U	< 0.0409 U	< 0.0391 U	< 0.0421 U	< 0.0407 U
PCB-156	38380-08-4	ng/g	2.17	30.8	4.73	19.7	1.75	0.354	14.8	31.5	4.94	2.15	< 0.057 U	13	1.58	1.07	17.2 J	31.1 J
PCB-157	69782-90-7	ng/g	0.538 J+	8.82 J+	1.42 J+	5.31 J+	0.565 J+	< 0.0549 U	4.84 J	8.41 J	1.98 J	< 0.0577 UJ	< 0.0546 UJ	4.32 J	0.487 J	0.392 J	5.68 J	9.22 J
PCB-158/160	PCB-158/160	ng/g	1.55	30.1	4.78	16.2	1.33	0.273	14.8 J	27.9 J	5.58 J	2.09 J	< 0.115 UJ	12.6 J	1.41 J	0.876 J	19.1 J	29.8 J
PCB-159	39635-35-3	ng/g	< 0.0687 U	1.38	0.401	0.922	< 0.0688 U	< 0.0652 U	0.785	1.17	< 0.07 U	< 0.0686 U	< 0.0649 U	0.557	< 0.0674 U	< 0.0644 U	1	1.57
PCB-161	74472-43-8	ng/g	< 0.0648 U	< 0.0662 U	< 0.0625 U	< 0.0629 U	< 0.0649 U	< 0.0615 U	< 0.0642 U	< 0.0631 U	< 0.066 U	< 0.0647 U	< 0.0612 U	< 0.0655 U	< 0.0636 U	< 0.0608 U	< 0.0655 U	< 0.0633 U
PCB-162	39635-34-2	ng/g	< 0.0664 U	1.77	0.329	0.933	< 0.0665 U	< 0.063 U	0.762	1.9	< 0.0676 U	< 0.0663 U	< 0.0627 U	0.842	< 0.0651 U	< 0.0623 U	1.61	1.79
PCB-165	74472-46-1	ng/g	< 0.0928 U	< 0.0948 U	< 0.0895 U	< 0.0901 U	< 0.093 U	< 0.0882 U	< 0.092 U	< 0.0904 U	< 0.0946 U	< 0.0927 U	< 0.0876 U	< 0.0939 U	< 0.0911 U	< 0.0871 U	< 0.0938 U	< 0.0906 U
PCB-166	41411-63-6	ng/g	< 0.0831 U	1.85	0.353	0.985	< 0.0833 U	< 0.0789 U	0.771	1.82	< 0.0847 U	< 0.083 U	< 0.0785 U	0.668	< 0.0816 U	< 0.078 U	1.03	1.74
PCB-167	52663-72-6	ng/g	0.771 J+	12.9 J+	1.95 J+	7.13 J+	0.646 J+	0.15 J+	6.63 J	11 J	2.6 J	0.702 J	< 0.0536 UJ	5.27 J	0.64 J	0.372 J	9 J	11.9 J
PCB-169	32774-16-6	ng/g	< 0.0502 U	< 0.0513 U	< 0.0484 U	< 0.0487 U	< 0.0503 U	< 0.0477 U	< 0.0498 U	< 0.0489 U	< 0.0512 U	< 0.0502 U	< 0.0474 U	< 0.0508 U	< 0.0493 U	< 0.0471 U	< 0.0507 U	< 0.049 U
PCB-170/190	PCB-170/190	ng/g	3.59	52.4 J	8.93	32.9	2.8	0.642	29.1	41.2 J	10.6	4.32	< 0.276 U	22.5	2.74	1.92	37 J	49 J
PCB-171	52663-71-5	ng/g	0.671	12.6	2.23	7.38	0.659	< 0.0619 U	7.39	10.4	3.01	1.05	< 0.0615 U	5.53	0.657	0.449	9.03 J	11.7 J
PCB-172/192	PCB-172/192	ng/g	0.407	6.26	1.11	3.75	0.335	< 0.137 U	3.68 J	5.42 J	1.49 J	0.638 J	< 0.136 UJ	2.83 J	0.38 J	0.296 J	4.6	5.9
PCB-173	68194-16-1	ng/g	< 0.0878 U	1.13	0.357	0.676	< 0.0879 U	< 0.0834 U	0.764	0.929	< 0.0894 U	< 0.0877 U	< 0.0829 U	0.616	< 0.0862 U	< 0.0823 U	< 0.0887 U	< 0.0857 U
PCB-174	38411-25-5	ng/g	2.8	44.4 J	7.5	26.7	2.24	0.485	24.2	37.5	8.62	3.74	0.374	19.2	2.34	1.55	29.8 J	41.7 J
PCB-175	40186-70-7	ng/g	< 0.0627 U	1.51	0.318	0.866	< 0.0628 U	< 0.0595 U	0.896	1.33	0.468	< 0.0626 U	< 0.0592 U	0.681	< 0.0615 U	< 0.0588 U	1.1	1.52
PCB-176	52663-65-7	ng/g	0.239	4.33	0.767	2.51	0.226	< 0.0641 U	2.53	3.82	0.905	0.378	< 0.0638 U	1.86	0.266	< 0.0633 U	3.18	4.25
PCB-177	52663-70-4	ng/g	1.86	26.1	4.35	16.1	1.48	0.36	15.1	20.3	5.64	2.33	< 0.0827 U	11.5	1.42	0.88	18.5 J	23.4 J
PCB-178	52663-67-9	ng/g	0.645	9.2	1.35	5.78	0.517	< 0.0784 U	5.51 J	7.55 J	2.31 J	0.807 J	< 0.0779 UJ	4.07 J	0.522 J	0.323 J	6.63 J	8.26 J
PCB-179	52663-64-6	ng/g	0.985	14.7	2.48	9.01	0.78	0.216	8.69	12.7	3.33	1.38	< 0.0573 U	6.71	0.839	0.536	11 J	14.3 J
PCB-180	35065-29-3	ng/g	5.18 J	89.3 J	15 J	54.5 J	4.7 J	1.05 J	49.6 J	77.2 J	18.2	7.76	0.829	38.4	4.65	3.03	62.2 J	86.5 J
PCB-181	74472-47-2	ng/g	< 0.0923 U	< 0.0942 U	< 0.0889 U	< 0.0895 U	< 0.0924 U	< 0.0876 U	< 0.0915 U	< 0.0898 U	< 0.094 U	< 0.0922 U	< 0.0871 U	< 0.0933 U	< 0.0906 U	< 0.0865 U	< 0.0932 U	< 0.0901 U
PCB-182/187	PCB-182/187	ng/g	3.43	48.1 J	7.96	30.4	2.62	0.642	28.2	41.3 J	10.9	4.57	0.46	21.4	2.54	1.58	34.1 J	45.5 J
PCB-183	52663-69-1	ng/g	0.96	19.9	3.42	11.6	0.975	0.215	11.5 J	17.9 J	4.39 J	1.86 J	0.213 J	8.72 J	0.935 J	0.584 J	14.2 J	19.6 J
PCB-184	74472-48-3	ng/g	< 0.0485 U	< 0.0495 U	< 0.0467 U	< 0.047 U	< 0.0486 U	< 0.046 U	< 0.048 U	< 0.0472 U	< 0.0494 U	< 0.0484 U	< 0.0457 U	< 0.049 U	< 0.0476 U	< 0.0455 U	< 0.049 U	< 0.0473 U
PCB-185	52712-05-7	ng/g	0.354	5.36	0.922	3.2	0.296	< 0.0675 U	2.87	4.84	1.05	0.457	< 0.0671 U	2.34	0.393	< 0.0666 U	3.6	5.17
PCB-186	74472-49-4	ng/g	< 0.0728 U	< 0.0744 U	< 0.0702 U	< 0.0706 U	< 0.0729 U	< 0.0691 U	< 0.0722 U	< 0.0709 U	< 0.0742 U	< 0.0727 U	< 0.0687 U	< 0.0736 U	< 0.0714 U	< 0.0683 U	< 0.0735 U	< 0.0711 U
PCB-188	74487-85-7	ng/g	< 0.0529 U	< 0.0541 U	< 0.051 U	< 0.0514 U	< 0.053 U	< 0.0503 U	< 0.0525 U	< 0.0516 U	< 0.0539 U	< 0.0529 U	< 0.05 U	< 0.0535 U	< 0.052 U	< 0.0497 U	< 0.0535 U	< 0.0517 U
PCB-189	39635-31-9	ng/g	0.163 J+	2.28 J+	0.475 J+	1.43 J+	< 0.0546 U	< 0.0518 U	1.19 J+	1.93 J+	< 0.0555 U	< 0.0544 U	< 0.0514 U	1.16 J+	< 0.0535 U	< 0.0511 U	1.89 J+	2.07 J+
PCB-191	74472-50-7	ng/g	< 0.135 U	1.67	0.287	1.01	< 0.135 U	< 0.128 U	0.925	1.37	0.579	< 0.135 U	< 0.127 U	0.744	< 0.132 U	< 0.127 U	1.15	1.73
PCB-193	69782-91-8	ng/g	0.324	4.49	0.835	2.82	0.346	< 0.173 U	2.45	3.72	1.01	0.443	< 0.172 U	2	0.237	< 0.171 U	2.94	4.11
PCB-194	35694-08-7	ng/g	3.71	27.4	7.24	18.3	3.32	< 0.148 U	16.3 J	23.7 J	7.38 J	52.6 J	< 0.147 UJ	13 J	3.85 J	4.47 J	19.6 J	26.5 J
PCB-195	52663-78-2	ng/g	1.09	9.37	2.19	6.31	0.766	< 0.141 U	5.2	8.23	2.46	1.04	< 0.14 U	4.28	< 0.145 U	< 0.139 U	6.51	9.25
PCB-196/203	PCB-196/203	ng/g	2.03	28.3	5.06	17.4	1.72	< 0.124 U	16.8	26.5	6.46	3.26	< 0.123 U	12.8	1.66	1.47	20.5 J	29 J
PCB-197	33091-17-7	ng/g	< 0.058 U	0.815	< 0.0559 U	0.564	< 0.0581 U	< 0.0551 U	0.525	0.883	< 0.0591 U	< 0.0579 U	< 0.0548 U	0.462	< 0.0569 U	< 0.0544 U	0.672	0.975
PCB-198	68194-17-2	ng/g	< 0.0985 U	1.43	< 0.0949 U	0.797	< 0.0987 U	< 0.0935 U	0.775	1.19	< 0.1 U	< 0.0984 U	< 0.093 U	< 0.0996 U	< 0.0967 U	< 0.0924 U	< 0.0995 U	1.42
PCB-199	52663-75-9	ng/g	1.87	24.1	4.46	15.1	1.4	< 0.0859 U	14	22.4	5.61	2.78	< 0.0854 U	11	1.34	1.28	17.6 J	25.9 J
PCB-200	52663-73-7	ng/g	0.421	2.85	0.804	1.8	< 0.0842 U	< 0.0798 U	1.53	2.81	1.53	0.318	< 0.0794 U	1.42	< 0.0825 U	< 0.0789 U	2.05	2.77
PCB-201	40186-71-8	ng/g	< 0.0504 U	2.51	0.56	1.52	< 0.0505 U	< 0.0479 U	1.53	2.7	0.827	0.318	< 0.0476 U	0.92	< 0.0495 U	< 0.0473 U	1.89	2.8
PCB-202	2136-99-4	ng/g	0.43	3.94	0.694	2.56	0.305	< 0.0599 U	2.49	4.11	1.14	0.491	< 0.0595 U	1.91	< 0.0619 U	< 0.0591 U	3.15	4.55
PCB-204	74472-52-9	ng/g	< 0.0975 U	< 0.0996 U	< 0.094 U	< 0.0946 U	< 0.0977 U	< 0.0926 U	< 0.0967 U	< 0.095 U	< 0.0993 U	< 0.0974 U	< 0.092 U	< 0.0986 U	< 0.0957 U	< 0.0915 U	< 0.0985 U	< 0.0952 U
PCB-205	74472-53-0	ng/g	< 0.0539 U	1.35	< 0.052 U	1.03	< 0.054 U	< 0.0512 U	1.07	1.29	< 0.0549 U	< 0.0539 U	< 0.0509 U	0.668	< 0.0529 U	< 0.0506 U	1.15	1.37
PCB-206	40186-72-9	ng/g	0.837	12.7	2.26	7.2	0.662	< 0.0492 U	8.41 J	11.7 J	4.52 J	2.1 J	< 0.0489 UJ	5.93 J	0.905 J	0.714 J	10.2 J	14.4 J
PCB-207	52663-79-3	ng/g	< 0.0683 U	1.28	< 0.0658 U	0.877	< 0.0684 U	< 0.0649 U	0.973	1.4	0.504	< 0.0682 U	< 0.0645 U	0.746	< 0.0671 U	< 0.0641 U	1.21	1.69
PCB-208	52663-77-1	ng/g	0.282	3.41	0.663	2.12	0.301	< 0.0649 U	2.67	3.43	1.39	0.631	< 0.0645 U	1.79	< 0.0671 U	< 0.0641 U	3.22	4.42
PCB-209	2051-24-3	ng/g	0.381 J	5.71 J	1.11 J	2.89 J	0.323 J	< 0.0427 UJ	4.66	4.49	3.09	1.3	< 0.0424 U	3.05	0.345	< 0.0422 U	6.53 J	6.05 J
Total Decachlorobiphenyls	RA_Total_DECPCB	ng/g	0.381	5.71	1.11	2.89	0.323	< 0.0427 U	4.66	4.49	3.09	1.3	< 0.0424 U	3.05	0.345	< 0.0422 U	6.53	6.05
Total Dichlorobiphenyls	RA_Total_DIPCB	ng/g	16.241	439.32	84.658	249.86	19.595	6.16	337.69	663.84	202.79	48.09	2.415	164.82	15.861	14.461	287.26	538.48
Total Heptachlorobiphenyls	RA_Total_HEPPCB	ng/g	21.608	343.73	58.291	210.632	17.974	3.61	194.595	289.409	72.502	29.733	1.876	150.261	17.919	11.148	240.92	324.71
Total Hexachlorobiphenyls	RA_Total_HEXPCB	ng/g	66.862	1186.47	192.628	660.89	59.72	12.098	633.888	1020.63	229.369	85.092	5.308	511.841	58.779	37.546	802.682	1120.09
Total Monochlorobiphenyls	RA_Total_MONPCB	ng/g	0.677	23.27	5.5	15.72	1.221	< 0.0458 U	47.16	7.02	35.2	8.62	< 0.0456 U	16.82	1.46	0.676	40.785	9.21
Total Nonachlorobiphenyls	RA_Total_NONPCB	ng/g	1.119	17.39	2.923	10.197	0.963	< 0.0649 U	12.053	16.53	6.414	2.731	< 0.0645 U	8.466	0.905	0.714	14.63	20.51
Total Octachlorobiphenyls	RA_Total_OCTPCB	ng/g	9.551	102.065	21.008	65.381	7.511	< 0.148 U	60.22	93.813	25.407	60.807	< 0.147 U	46.46	6.85	7.22	73.122	104.535
Total Pentachlorobiphenyls	RA_Total_PENPCB	ng/g	248.602	4216.68	718.149	2680.1	238.018	50.786	1694.64	5624.02	432.81	183.934	11.782	1908.22	234.626	128.309	1576.02	5568.06
Total Tetrachlorobiphenyls	RA_Total_TETPCB	ng/g	361.616	9151.42	1581.46	6636.19	559.03	138.392	2928.52	19672.2	848.539	337.346	16.682	4207.94	523.066	324.711	1937.73	19234.2
Total Trichlorobiphenyls	RA_Total_TRICPB	ng/g	105.977	3020.23	498.042	2524.23	195.07	56.468	885.04	9269.56	433.057	120.25	7.617	914.507	117.06	93.71	494.599	6597.64
Total PCB Congeners	RA_Tot_PCB_Cong	ng/g	832.634	18506.3	3163.77	13056.1	1099.43	267.514	6798.47	36661.5	2289.18	877.903	45.68	7932.38	976.871	618.495	5474.28	33523.5
Total PCB TEQ (Bird)	RA-TEQ-B-PCB	ng/g	0.51369464	7.5255438	1.28853965	5.3412536	0.49967877	0.0884676	2.6893029	15.8272233	0.4406116	0.22026956	0.0000134	3.9067169	0.5369636	0.29546798	1.8280672	14.9771287
Total PCB TEQ (Fish)	RA-TEQ-F-PCB	ng/g	0.00155491	0.039717	0.003880225	0.02934835	0.00150951	0.00023007	0.0181356	0.0705492	0.00126485	0.00060208	0.0000067	0.0193843	0.001580335	0.00087811	0.0173321	0.06429245
Total PCB TEQ (Mammal)	RA-TEQ-M-PCB	ng/g	0.00300086	0.399242	0.00728235	0.3063531	0.00274136	0.00050042	0.2249316	0.5984652	0.0032141	0.00142248	0.0000402	0.1815018	0.00276851	0.00148176	0.2498896	0.5523747
TAL Metals and Mercury																		
Aluminum	7429-90-5	mg/kg	4500	6100	4200	6500	4600	4400	3800	5600	6100	2500	1300	2900	2900	4400	9300	3900
Calcium	7440-70-2	mg/kg	820	2300	880	1700	1000	1100	630	800	2400	980	450 J	810	720	920	3200	850
Iron	7439-89-6	mg/kg	7400	11000	6900	14000	8400	8500	10000	8000	12000	4700	3600	5800	5700	8300	18000	4400
Magnesium	7439-95-4	mg/kg	1700	1600	1400	2000	2000	1900	910	1400	1600	690 J	520	800	1200	1700	2400	810
Potassium	7440-09-7	mg/kg	350 J	230 J	210 J	400 J	350 J	340 J	100 J	230 J	270 J	130 J	68 J	100 J	230 J	430 J	120 J	< 810 U
Sodium	7440-23-5	mg/kg	< 450 U	220 J	< 450 U	< 600 U	< 370 U	< 470 U	< 580 U	< 590 U	480 J	280 J	< 470 U	< 600 U	81 J	< 540 U	< 730 UJ	< 810 U
Antimony	7440-36-0	mg/kg	< 0.74 U	< 1.3 U	< 0.93 U	< 1.1 U	< 0.72 U	< 0.90 U	1.7	< 1.3 U	2.3	< 1.6 U	< 0.95 U	< 1.2 U	< 0.99 U	< 0.81 U	1.6	< 1.3 U
Arsenic	7440-38-2	mg/kg	2.2 J	5.5 J	2.1 J	3.5 J+	1.6 J	2.2 J	6.7 J+	4.1 J+	6.2 J+	2.7 J+	2.3 J+	3.6 J+	2.6 J+	2.6 J+	7.7	4.1 J+
Barium	7440-39-3	mg/kg	15	40	20	40	25	28	57	34	100	33	8.4	39	36	37	63	48
Beryllium	7440-41-7	mg/kg	< 0.37 UJ	< 0.63 UJ	< 0.47 UJ	< 0.55 U	< 0.36 UJ	< 0.45 UJ	< 0.59 U	< 0.65 U	< 1.2 U	< 0.79 U	< 0.48 U	< 0.62 U	< 0.49 U	< 0.40 U	< 0.71 U	< 0.64 U

Table 12
Phase 2 Reach Floodplain Soil Analytical Results
Phase 2 Data Evaluation Summary Memorandum
Lower Neponset River
Boston and Milton, Massachusetts

Analyte	CAS Number	Units	24D-0186 24D-0186-BS 6/21/2024 N 1 - 1.4 ft	24D-0187 24D-0187-AS 6/21/2024 N 0 - 1 ft	24D-0187 24D-0187-BS 6/21/2024 N 1 - 1.5 ft	24D-0188 24D-0188-AS 6/21/2024 N 0 - 1 ft	24D-0188 24D-0188-BS 6/21/2024 N 1 - 2 ft	24D-0188 24D-0188-CS 6/21/2024 N 2 - 3 ft	24D-0189 24D-0189-AS 6/24/2024 N 0 - 1 ft	24D-0189 24D-0189-BS 6/24/2024 N 1 - 1.8 ft	24D-0190 24D-0190-AS 6/24/2024 N 0 - 1 ft	24D-0190 24D-0190-BS 6/24/2024 N 1 - 2 ft	24D-0190 24D-0190-CS 6/24/2024 N 2 - 3 ft	24D-0191 24D-0191-AS 6/24/2024 N 0 - 1 ft	24D-0191 24D-0191-BS 6/24/2024 N 1 - 2 ft	24D-0191 24D-0191-CS 6/24/2024 N 2 - 2.3 ft	24D-0192 24D-0192-AS 6/24/2024 N 0 - 1 ft	24D-0192 24D-0192-BS 6/24/2024 N 1 - 2 ft
Cadmium	7440-43-9	mg/kg	0.067 J	0.24 J	0.089 J	0.37 J	< 0.36 U	< 0.45 U	0.58 J	< 0.65 U	0.98 J	< 0.79 U	< 0.48 U	0.18 J	< 0.49 U	< 0.40 U	1.0	0.49 J
Chromium, Total	7440-47-3	mg/kg	15 JEB	63 JEB	24 JEB	33 JEB	12 JEB	14 JEB	69 JEB	66 JEB	49 JEB	18 JEB	9.0 JEB	44 JEB	20 JEB	14 JEB	100 JEB	110 JEB
Cobalt	7440-48-4	mg/kg	5.4	3.4	2.4	4.8 J+	3.5	4.8	5.0	4.7	5.4	1.9	1.9	3.2	5.4	5.9	4.6	3.4
Copper	7440-50-8	mg/kg	17 J+	50 J+	17 J+	35 J+	9.5 J+	13 J+	72 J+	53 J+	57 J+	26 J+	13 J+	36 J+	22 J+	24 J+	94 J+	76 J+
Lead	7439-92-1	mg/kg	20	210	65	81	8.8	4.6	240	180	190	160	41	150	25	16	340	270
Manganese	7439-96-5	mg/kg	280 JEB	140 JEB	100 JEB	280 JEB	230 JEB	200 JEB	250 JEB	140 JEB	430 JEB	66 JEB	81 JEB	140 JEB	220 JEB	250 JEB	200 JEB	150 JEB
Nickel	7440-02-0	mg/kg	11 EB	9.9 EB	6.0 EB	9.5 JEB	7.7 EB	11 EB	13 EB	15 EB	13 EB	7.2 EB	6.7 EB	11 EB	12 EB	11 EB	20 EB	16 EB
Selenium	7782-49-2	mg/kg	< 1.9 U	1.0 J	0.43 J	< 2.7 U	0.33 J	< 2.3 U	0.73 J	< 3.3 U	1.1 J	0.83 J	< 2.4 U	0.53 J	< 2.5 U	< 2.0 U	0.89 J	0.78 J
Silver	7440-22-4	mg/kg	< 0.37 U	< 0.63 U	< 0.47 U	0.28 J	< 0.36 U	< 0.45 U	< 0.59 U	< 0.65 U	< 1.2 U	< 0.79 U	< 0.48 U	< 0.62 U	< 0.49 U	< 0.40 U	0.90 J	0.68 J
Thallium	7440-28-0	mg/kg	0.056 J	< 0.63 U	< 0.47 U	0.065 J	< 0.36 U	< 0.45 U	< 0.59 U	< 0.65 U	< 1.2 U	< 0.79 U	< 0.48 U	< 0.62 U	0.079 J	0.052 J	0.13 J	< 0.64 U
Vanadium	7440-62-2	mg/kg	19 J	32 J	14 J	23	10 J	16 J	30	33	28	15	12	23	23	21	37	23
Zinc	7440-66-6	mg/kg	31 JEB	69 JEB	28 JEB	63 JEB	25 JEB	22 JEB	89 JEB	66 JEB	200 JEB	67 JEB	33 JEB	93 JEB	43 JEB	36 JEB	270 JEB	280 JEB
Mercury	7439-97-6	mg/kg	0.069 J	0.75	0.23	0.54	0.048 J	< 0.098 U	0.79	0.50	0.52	0.17 J	0.018 J	0.38	< 0.11 U	< 0.095 U	1.6	0.83
TCL VOCs																		
1,1,1-Trichloroethane (TCA)	71-55-6	ug/kg	< 5.2 U	< 8.1 U	< 6.1 U	< 6.4 U	< 5.2 U	< 5.4 U	< 7.2 U	< 7.4 U	< 14 U	< 8.9 U	< 5.7 U	< 7.3 U	< 5.0 U	-	< 9.1 U	< 8.2 U
1,1,2,2-TETRACHLOROETHANE	79-34-5	ug/kg	< 5.2 U	< 8.1 U	< 6.1 U	< 6.4 U	< 5.2 U	< 5.4 U	< 7.2 U	< 7.4 U	< 14 U	< 8.9 U	< 5.7 U	< 7.3 U	< 5.0 U	-	< 9.1 U	< 8.2 U
1,1,2-TRICHLORO-1,2,2-TRIFLUOROETHANE	76-13-1	ug/kg	< 5.2 U	< 8.1 U	< 6.1 U	< 6.4 U	< 5.2 U	< 5.4 U	< 7.2 U	< 7.4 U	< 14 U	< 8.9 U	< 5.7 U	< 7.3 U	< 5.0 U	-	< 9.1 U	< 8.2 U
1,1,2-Trichloroethane	79-00-5	ug/kg	< 5.2 U	< 8.1 U	< 6.1 U	< 6.4 U	< 5.2 U	< 5.4 U	< 830 U	< 7.4 U	< 14 U	< 8.9 U	< 5.7 U	< 7.3 U	< 5.0 U	-	< 9.1 U	< 8.2 U
1,1-Dichloroethane	75-34-3	ug/kg	< 5.2 U	< 8.1 U	< 6.1 U	< 6.4 U	< 5.2 U	< 5.4 U	< 7.2 U	< 7.4 U	< 14 U	< 8.9 U	< 5.7 U	< 7.3 U	< 5.0 U	-	< 9.1 U	< 8.2 U
1,1-Dichloroethene	75-35-4	ug/kg	< 5.2 U	170 J	< 6.1 UJ	< 6.4 UJ	< 5.2 UJ	< 5.4 UJ	< 7.2 UJ	< 7.4 UJ	< 14 UJ	< 8.9 UJ	< 5.7 UJ	< 7.3 UJ	< 5.0 UJ	-	< 9.1 U	< 8.2 UJ
1,2,3-Trichlorobenzene	87-61-6	ug/kg	< 5.2 U	810	< 6.1 U	< 6.4 UJ	< 5.2 U	< 5.4 U	< 830 U	< 7.4 U	< 14 U	< 8.9 U	< 5.7 U	< 7.3 U	< 5.0 U	-	< 9.1 U	< 8.2 U
1,2,3-TRICHLOROPROPANE	96-18-4	ug/kg	< 5.2 U	< 8.1 U	< 6.1 U	< 6.4 U	< 5.2 U	< 5.4 U	< 7.2 U	< 7.4 U	< 14 U	< 8.9 U	< 5.7 U	< 7.3 U	< 5.0 U	-	< 9.1 U	< 8.2 U
1,2,4-TRICHLOROBENZENE	120-82-1	ug/kg	< 5.2 U	700	< 6.1 U	< 6.4 UJ	< 5.2 U	< 5.4 U	< 830 U	< 7.4 U	< 14 U	< 8.9 U	< 5.7 U	< 7.3 U	< 5.0 U	-	< 9.1 U	< 8.2 U
1,2,4-Trimethylbenzene	95-63-6	ug/kg	< 5.2 U	< 660 U	< 6.1 U	< 6.4 U	< 5.2 U	< 5.4 U	< 830 U	< 7.4 U	< 14 U	< 8.9 U	< 5.7 U	< 7.3 U	< 5.0 U	-	< 9.1 U	< 8.2 U
1,2-Dibromo-3-Chloropropane	96-12-8	ug/kg	< 5.2 U	240 J	< 6.1 U	< 6.4 U	< 5.2 U	< 5.4 U	< 830 U	< 7.4 U	< 14 U	< 8.9 U	< 5.7 U	< 7.3 U	< 5.0 U	-	< 9.1 U	< 8.2 U
1,2-Dibromoethane (Ethylene Dibromide)	106-93-4	ug/kg	< 5.2 U	< 8.1 U	< 6.1 U	< 6.4 U	< 5.2 U	< 5.4 U	< 7.2 U	< 7.4 U	< 14 U	< 8.9 U	< 5.7 U	< 7.3 U	< 5.0 U	-	< 9.1 U	< 8.2 U
1,2-Dichlorobenzene	95-50-1	ug/kg	< 5.2 U	210 J	< 6.1 U	< 6.4 UJ	< 5.2 U	< 5.4 U	< 830 U	< 7.4 U	< 14 U	< 8.9 U	< 5.7 U	< 7.3 U	< 5.0 U	-	< 9.1 U	< 8.2 U
1,2-Dichloroethane	107-06-2	ug/kg	< 5.2 U	< 8.1 U	< 6.1 U	< 6.4 U	< 5.2 U	< 5.4 U	< 7.2 U	< 7.4 U	< 14 U	< 8.9 U	< 5.7 U	< 7.3 U	< 5.0 U	-	< 9.1 U	< 8.2 U
1,2-DICHLOROPROPANE	78-87-5	ug/kg	< 5.2 U	< 8.1 U	< 6.1 U	< 6.4 U	< 5.2 U	< 5.4 U	< 7.2 U	< 7.4 U	< 14 U	< 8.9 U	< 5.7 U	< 7.3 U	< 5.0 U	-	< 9.1 U	< 8.2 U
1,3,5-Trimethylbenzene (Mesitylene)	108-67-8	ug/kg	< 5.2 U	< 660 U	< 6.1 U	< 6.4 U	< 5.2 U	< 5.4 U	< 830 U	< 7.4 U	< 14 U	< 8.9 U	< 5.7 U	< 7.3 U	< 5.0 U	-	< 9.1 U	< 8.2 U
1,3-DICHLOROBENZENE	541-73-1	ug/kg	< 5.2 U	220 J	< 6.1 U	< 6.4 UJ	< 5.2 U	< 5.4 U	< 830 U	< 7.4 U	< 14 U	< 8.9 U	< 5.7 U	< 7.3 U	< 5.0 U	-	< 9.1 U	< 8.2 U
1,4-DICHLOROBENZENE	106-46-7	ug/kg	< 5.2 U	250 J	< 6.1 U	< 6.4 UJ	< 5.2 U	< 5.4 U	< 830 U	< 7.4 U	< 14 U	< 8.9 U	< 5.7 U	< 7.3 U	< 5.0 U	-	< 9.1 U	< 8.2 U
2-HEXANONE	591-78-6	ug/kg	< 10 U	< 16 U	< 12 U	< 13 U	< 10 U	< 11 U	< 1700 U	< 15 U	< 28 U	< 18 U	< 11 U	< 15 U	< 10 U	-	< 18 U	< 16 U
ACETONE	67-64-1	ug/kg	< 10 U	< 1300 U	< 12 U	< 13 U	< 10 U	< 11 U	< 1700 U	< 15 U	< 28 U	35 EB	< 11 U	< 15 U	< 10 U	-	< 18 U	< 16 U
Benzene	71-43-2	ug/kg	< 5.2 U	< 8.1 UJ	< 6.1 UJ	< 6.4 UJ	< 5.2 UJ	< 5.4 UJ	< 7.2 UJ	< 7.4 UJ	< 14 UJ	< 8.9 UJ	< 5.7 UJ	< 7.3 UJ	< 5.0 UJ	-	< 9.1 U	< 8.2 UJ
BROMOCHLOROMETHANE	74-97-5	ug/kg	< 5.2 U	< 8.1 U	< 6.1 U	< 6.4 U	< 5.2 U	< 5.4 U	< 7.2 U	< 7.4 U	< 14 U	< 8.9 U	< 5.7 U	< 7.3 U	< 5.0 U	-	< 9.1 U	< 8.2 U
BROMODICHLOROMETHANE	75-27-4	ug/kg	< 5.2 U	< 8.1 U	< 6.1 U	< 6.4 U	< 5.2 U	< 5.4 U	< 7.2 U	< 7.4 U	< 14 U	< 8.9 U	< 5.7 U	< 7.3 U	< 5.0 U	-	< 9.1 U	< 8.2 U
BROMOFORM	75-25-2	ug/kg	< 5.2 U	< 660 U	< 6.1 U	< 6.4 U	< 5.2 U	< 5.4 U	< 830 U	< 7.4 U	< 14 U	< 8.9 U	< 5.7 U	< 7.3 U	< 5.0 U	-	< 9.1 U	< 8.2 U
BROMOMETHANE	74-83-9	ug/kg	< 5.2 U	< 8.1 U	< 6.1 U	< 6.4 U	< 5.2 U	< 5.4 U	< 7.2 U	< 7.4 U	< 14 U	< 8.9 U	< 5.7 U	< 7.3 U	< 5.0 U	-	< 9.1 U	< 8.2 U
CARBON DISULFIDE	75-15-0	ug/kg	< 5.2 U	240 J	< 6.1 U	< 6.4 U	< 5.2 U	< 5.4 U	< 7.2 U	< 7.4 U	< 14 U	< 8.9 U	< 5.7 U	< 7.3 U	< 5.0 U	-	< 9.1 U	< 8.2 U
CARBON TETRACHLORIDE	56-23-5	ug/kg	< 5.2 U	< 8.1 U	< 6.1 U	< 6.4 U	< 5.2 U	< 5.4 U	< 7.2 U	< 7.4 U	< 14 U	< 8.9 U	< 5.7 U	< 7.3 U	< 5.0 U	-	< 9.1 U	< 8.2 U
Chlorobenzene	108-90-7	ug/kg	< 5.2 U	< 8.1 UJ	< 6.1 UJ	< 6.4 UJ	< 5.2 UJ	< 5.4 UJ	< 7.2 UJ	< 7.4 UJ	< 14 UJ	< 8.9 UJ	< 5.7 UJ	< 7.3 UJ	< 5.0 UJ	-	< 9.1 U	< 8.2 UJ
CHLOROETHANE	75-00-3	ug/kg	< 5.2 U	< 8.1 U	< 6.1 U	< 6.4 U	< 5.2 U	< 5.4 U	< 7.2 U	< 7.4 U	< 14 U	< 8.9 U	< 5.7 U	< 7.3 U	< 5.0 U	-	< 9.1 U	< 8.2 U
Chloroform	67-66-3	ug/kg	< 5.2 U	< 8.1 U	< 6.1 U	< 6.4 U	< 5.2 U	< 5.4 U	< 7.2 U	< 7.4 U	< 14 U	< 8.9 U	< 5.7 U	< 7.3 U	< 5.0 U	-	< 9.1 U	< 8.2 U
CHLOROMETHANE	74-87-3	ug/kg	< 5.2 U	< 8.1 U	< 6.1 U	< 6.4 U	< 5.2 U	< 5.4 U	< 7.2 U	< 7.4 U	< 14 U	< 8.9 U	< 5.7 U	< 7.3 U	< 5.0 U	-	< 9.1 U	< 8.2 U
CIS-1,2-DICHLOROETHYLENE	156-59-2	ug/kg	< 5.2 U	< 8.1 U	< 6.1 U	< 6.4 U	< 5.2 U	< 5.4 U	< 7.2 U	< 7.4 U	< 14 U	< 8.9 U	< 5.7 U	< 7.3 U	< 5.0 U	-	< 9.1 U	< 8.2 U
cis-1,3-Dichloropropene	10061-01-5	ug/kg	< 5.2 U	< 8.1 U	< 6.1 U	< 6.4 U	< 5.2 U	< 5.4 U	< 830 U	< 7.4 U	< 14 U	< 8.9 U	< 5.7 U	< 7.3 U	< 5.0 U	-	< 9.1 U	< 8.2 U
Cyclohexane	110-82-7	ug/kg	< 5.2 U	< 8.1 U	< 6.1 U	< 6.4 U	< 5.2 U	< 5.4 U	< 7.2 U	< 7.4 U	< 14 U	< 8.9 U	< 5.7 U	< 7.3 U	< 5.0 U	-	< 9.1 U	< 8.2 U
DIBROMOCHLOROMETHANE	124-48-1	ug/kg	< 5.2 U	< 8.1 U	< 6.1 U	< 6.4 U	< 5.2 U	< 5.4 U	< 7.2 U	< 7.4 U	< 14 U	< 8.9 U	< 5.7 U	< 7.3 U	< 5.0 U	-	< 9.1 U	< 8.2 U
Dichlorodifluoromethane	75-71-8	ug/kg	< 5.2 U	< 8.1 U	< 6.1 U	< 6.4 U	< 5.2 U	< 5.4 U	< 7.2 U	< 7.4 U	< 14 U	< 8.9 U	< 5.7 U	< 7.3 U	< 5.0 U	-	< 9.1 U	< 8.2 U
Ethylbenzene	100-41-4	ug/kg	< 5.2 U	< 8.1 U	< 6.1 U	< 6.4 U	< 5.2 U	< 5.4 U	< 7.2 U	< 7.4 U	< 14 U	< 8.9 U	< 5.7 U	< 7.3 U	< 5.0 U	-	< 9.1 U	< 8.2 U
Isopropylbenzene (Cumene)	98-82-8	ug/kg	< 5.2 U	< 660 U	< 6.1 U	< 6.4 U	< 5.2 U	< 5.4 U	< 830 U	< 7.4 U	< 14 U	< 8.9 U	< 5.7 U	< 7.3 U	< 5.0 U	-	< 9.1 U	< 8.2 U
m,p-Xylene	179601-23-1	ug/kg	< 5.2 U	< 8.1 U	< 6.1 U	< 6.4 U	< 5.2 U	< 5.4 U	< 7.2 U	< 7.4 U	< 14 U	< 8.9 U	< 5.7 U	< 7.3 U	< 5.0 U	-	< 9.1 U	< 8.2 U
METHYL ACETATE	79-20-9	ug/kg	< 5.2 U	< 8.1 U	< 6.1 U	< 6.4 U	< 5.2 U	< 5.4 U	< 7.2 U	< 7.4 U	< 14 U	< 8.9 U	< 5.7 U	< 7.3 U	< 5.0 U	-	< 9.1 U	< 8.2 U
Methyl Ethyl Ketone (2-Butanone)	78-93-3	ug/kg	< 10 U	< 16 U	< 12 U	< 13 U	< 10 U	< 11 U	< 1700 U	< 15 U	< 28 U	< 18 U	< 11 U	< 15 U	< 10 U	-	< 18 U	< 16 U
METHYL ISOBUTYL KETONE (4-METHYL-2-PENTANONE)	108-10-1	ug/kg	< 10 U	< 16 U	< 12 U	< 13 U	< 10 U	< 11 U	< 1700 U	< 15 U	< 28 U	< 18 U	< 11 U	< 15 U	< 10 U	-	< 18 U	< 16 U
Methylcyclohexane	108-87-2	ug/kg	< 5.2 U	< 8.1 U	< 6.1 U	< 6.4 U	< 5.2 U	< 5.4 U	< 7.2 U	< 7.4 U	< 14 U	< 8.9 U	< 5.7 U	< 7.3 U	< 5.0 U	-	< 9.1 U	< 8.2 U
Methylene Chloride	75-09-2	ug/kg	< 5.2 U	< 8.1 U	< 6.1 U	< 6.4 U	< 5.2 U	< 5.4 U	< 7.2 U	< 7.4 U	< 14 U	< 8.9 U	< 6.1 U	9.6 J+	< 5.0 U	-	< 9.9 U	< 8.2 U
o-Xylene (1,2-Dimethylbenzene)	95-47-6	ug/kg	< 5.2 U	< 8.1 U	< 6.1 U	< 6.4 U	< 5.2 U	< 5.4 U	< 7.2 U	< 7.4 U	< 14 U	< 8.9 U	< 5.7 U	< 7.3 U	< 5.0 U	-	< 9.1 U	< 8.2 U
Styrene	100-42-5	ug/kg	< 5.2 U	< 8.1 U	< 6.1 U	< 6.4 U	< 5.2 U	< 5.4 U	< 7.2 U	< 7.4 U	< 14 U	< 8.9 U	< 5.7 U	< 7.3 U	< 5.0 U	-	< 9.1 U	< 8.2 U
TERT-BUTYL METHYL ETHER	1634-04-4	ug/kg	< 5.2 U	< 8.1 U	< 6.1 U	< 6.4 U	< 5.2 U	< 5.4 U	< 7.2 U	< 7.4 U	< 14 U	< 8.9 U	< 5.7 U	< 7.3 U	< 5.0 U	-	< 9.1 U	< 8.2 U
Tetrachloroethylene (PCE)	127-18-4	ug/kg	< 5.2 U	< 8.1 U	< 6.1 U	< 6.4 U	< 5.2 U	< 5.4 U	< 7.2 U	< 7.4 U	< 14 U	< 8.9 U	< 5.7 U	< 7.3 U	< 5.0 U	-	< 9.1 U	< 8.2 U
Toluene	108-88-3	ug/kg	< 5.2 U	< 8.1 UJ	< 6.1 UJ	< 6.4 U	< 5.2 UJ	< 5.4 UJ	< 7.2 UJ	< 7.4 U	< 14 U	< 8.9 U	< 5.7 U	< 7.3 U	< 5.0 U	-	< 9.1 U	< 8.2 U
Trans-1,2-Dichloroethylene	156-60-5	ug/kg	< 5.2 U	190 J	< 6.1 U	< 6.4 U	< 5.2 U	< 5.4 U	< 7.2 U	< 7.4 U	< 14 U	< 8.9 U	< 5.7 U	< 7.3 U	< 5.0 U	-	< 9.1 U	< 8.2 U
Trans-1,3-Dichloropropene	10061-02-6	ug/kg	< 5.2 U	< 8.1 U	< 6.1 U	< 6.4 U	< 5.2 U	< 5.4 U	< 830 U	< 7.4 U	< 14 U	< 8.9 U	< 5.7 U	< 7.3 U	< 5.0 U	-	< 9.1 U	< 8.2 U
Trichloroethylene (TCE)	79-01-6	ug/kg	< 5.2 U	150 J	< 6.1 UJ	< 6.4 UJ	< 5.2 UJ	< 5.4 UJ	< 7.2 UJ	< 7.4 UJ	< 14 UJ	< 8.9 UJ	< 5.7 UJ	< 7.3 UJ	< 5.0 UJ	-	< 9.1 U	< 8.2 UJ
Trichlorofluoromethane	75-69-4	ug/kg	< 5.2 U	< 8.1 U	< 6.1 U	< 6.4 U	< 5.2 U	< 5.4 U	< 7.2 U	< 7.4 U	< 14 U	< 8.9 U	< 5.7 U	< 7.3 U	< 5.0 U	-	< 9.1 U	< 8.2 U
Vinyl Chloride	75-01-4	ug/kg	< 5.2 U	< 8.1 U	< 6.1 U	< 6.4 U	< 5.2 U	< 5.4 U	< 7.2 U	< 7.4 U	< 14 U	< 8.9 U	< 5.7 U	< 7.3 U	< 5.0 U	-	< 9.1 U	< 8.2 U

Table 12
Phase 2 Reach Floodplain Soil Analytical Results
Phase 2 Data Evaluation Summary Memorandum
Lower Neponset River
Boston and Milton, Massachusetts

Analyte	CAS Number	Units	24D-0186 24D-0186-BS 6/21/2024 N 1 - 1.4 ft	24D-0187 24D-0187-AS 6/21/2024 N 0 - 1 ft	24D-0187 24D-0187-BS 6/21/2024 N 1 - 1.5 ft	24D-0188 24D-0188-AS 6/21/2024 N 0 - 1 ft	24D-0188 24D-0188-BS 6/21/2024 N 1 - 2 ft	24D-0188 24D-0188-CS 6/21/2024 N 2 - 3 ft	24D-0189 24D-0189-AS 6/24/2024 N 0 - 1 ft	24D-0189 24D-0189-BS 6/24/2024 N 1 - 1.8 ft	24D-0190 24D-0190-AS 6/24/2024 N 0 - 1 ft	24D-0190 24D-0190-BS 6/24/2024 N 1 - 2 ft	24D-0190 24D-0190-CS 6/24/2024 N 2 - 3 ft	24D-0191 24D-0191-AS 6/24/2024 N 0 - 1 ft	24D-0191 24D-0191-BS 6/24/2024 N 1 - 2 ft	24D-0191 24D-0191-CS 6/24/2024 N 2 - 2.3 ft	24D-0192 24D-0192-AS 6/24/2024 N 0 - 1 ft	24D-0192 24D-0192-BS 6/24/2024 N 1 - 2 ft
TCL SVOCs																		
1,2,4,5-TETRACHLOROBENZENE	95-94-3	ug/kg	< 180 U	< 300 U	< 210 U	< 220 U	< 180 U	< 200 U	< 240 U	< 240 U	< 440 U	< 330 U	< 210 U	< 250 U	< 190 U	< 190 U	< 300 U	< 300 U
1,4-Dioxane (P-Dioxane)	123-91-1	ug/kg	< 71 UJ	< 120 U	< 84 U	< 88 U	< 71 U	< 78 U	< 96 U	< 92 U	< 170 U	< 130 U	< 82 U	< 98 U	< 76 U	< 76 U	< 120 U	< 120 U
1-Methylnaphthalene	90-12-0	ug/kg	2.2 J	5.4 J	1.1 J	6.7	< 3.5 U	< 3.9 U	19	3.5 J-	7.0 J	2.5 J	2.4 J-	7.0 J-	< 3.8 U	< 3.8 U	22	3.9 J
2,3,4,6-TETRACHLOROPHENOL	58-90-2	ug/kg	< 180 U	< 300 U	< 210 U	< 220 U	< 180 U	< 200 U	< 240 U	< 240 U	< 440 U	< 330 U	< 210 U	< 250 U	< 190 U	< 190 U	< 300 U	< 300 U
2,4,5-TRICHLOROPHENOL	95-95-4	ug/kg	< 180 U	< 300 U	< 210 U	< 220 U	< 180 U	< 200 U	< 240 U	< 240 U	< 440 U	< 330 U	< 210 U	< 250 U	< 190 U	< 190 U	< 300 U	< 300 U
2,4,6-TRICHLOROPHENOL	88-06-2	ug/kg	< 180 U	< 300 U	< 210 U	< 220 U	< 180 U	< 200 U	< 240 U	< 240 U	< 440 U	< 330 U	< 210 U	< 250 U	< 190 U	< 190 U	< 300 U	< 300 U
2,4-DICHLOROPHENOL	120-83-2	ug/kg	< 180 U	< 300 U	< 210 U	< 220 U	< 180 U	< 200 U	< 240 U	< 240 U	< 440 U	< 330 U	< 210 U	< 250 U	< 190 U	< 190 U	< 300 U	< 300 U
2,4-DIMETHYLPHENOL	105-67-9	ug/kg	< 180 UJ	< 300 U	< 210 U	< 220 U	< 180 U	< 200 U	< 240 U	< 240 U	< 440 U	< 330 U	< 210 U	< 250 U	< 190 UJ	< 190 UJ	< 300 U	< 300 UJ
2,4-DINITROPHENOL	51-28-5	ug/kg	< 350 U	< 570 U	< 420 U	< 430 U	< 350 U	< 390 U	< 470 U	< 460 U	< 860 U	< 650 U	< 400 U	< 490 U	< 380 U	< 380 U	< 580 U	< 580 U
2,4-DINITROTOLUENE	121-14-2	ug/kg	< 180 UJ	< 300 U	< 210 U	< 220 U	< 180 U	< 200 U	< 240 U	< 240 U	< 440 U	< 330 U	< 210 U	< 250 U	< 190 U	< 190 U	< 300 U	< 300 U
2,6-DINITROTOLUENE	606-20-2	ug/kg	< 180 U	< 300 U	< 210 U	< 220 U	< 180 U	< 200 U	< 240 U	< 240 U	< 440 U	< 330 U	< 210 U	< 250 U	< 190 U	< 190 U	< 300 U	< 300 U
2-CHLORONAPHTHALENE	91-58-7	ug/kg	< 180 U	< 300 U	< 210 U	< 220 U	< 180 U	< 200 U	< 240 U	< 240 U	< 440 U	< 330 U	< 210 U	< 250 U	< 190 U	< 190 U	< 300 U	< 300 U
2-CHLOROPHENOL	95-57-8	ug/kg	R	< 300 U	< 210 U	< 220 U	< 180 U	< 200 U	< 240 U	< 240 U	< 440 U	< 330 U	< 210 U	< 250 U	< 190 U	< 190 U	< 300 U	< 300 U
2-Methylnaphthalene	91-57-6	ug/kg	3.3 J	7.5	1.6 J	10	0.99 J	< 3.9 U	26	4.7 J-	8.0 J	2.8 J	2.7 J-	9.3 J-	< 3.8 U	< 3.8 U	30	5.4 J
2-METHYLPHENOL (O-CRESOL)	95-48-7	ug/kg	< 350 U	< 570 U	< 420 U	< 430 U	< 350 U	< 390 U	< 470 U	< 460 U	< 860 U	< 650 U	< 400 U	< 490 U	< 380 U	< 380 U	< 580 U	< 580 U
2-NITROANILINE	88-74-4	ug/kg	< 180 U	< 300 U	< 210 U	< 220 U	< 180 U	< 200 U	< 240 U	< 240 U	< 440 U	< 330 U	< 210 U	< 250 U	< 190 U	< 190 U	< 300 U	< 300 U
2-NITROPHENOL	88-75-5	ug/kg	< 180 U	< 300 U	< 210 U	< 220 U	< 180 U	< 200 U	< 240 U	< 240 U	< 440 U	< 330 U	< 210 U	< 250 U	< 190 U	< 190 U	< 300 U	< 300 U
3,3'-DICHLOROBENZIDINE	91-94-1	ug/kg	< 350 U	< 570 U	< 420 U	< 430 U	< 350 U	< 390 U	< 470 U	< 460 U	< 860 U	< 650 U	< 400 U	< 490 U	< 380 U	< 380 U	< 580 U	< 580 U
3-NITROANILINE	99-09-2	ug/kg	< 350 U	< 570 U	< 420 U	< 430 U	< 350 U	< 390 U	< 470 U	< 460 U	< 860 U	< 650 U	< 400 U	< 490 U	< 380 U	< 380 U	< 580 U	< 580 U
4,6-DINITRO-2-METHYLPHENOL	534-52-1	ug/kg	< 350 U	< 570 U	< 420 U	< 430 U	< 350 U	< 390 U	< 470 U	< 460 U	< 860 U	< 650 U	< 400 U	< 490 U	< 380 U	< 380 U	< 580 U	< 580 U
4-BROMOPHENYL PHENYL ETHER	101-55-3	ug/kg	< 180 U	< 300 U	< 210 U	< 220 U	< 180 U	< 200 U	< 240 U	< 240 U	< 440 U	< 330 U	< 210 U	< 250 U	< 190 U	< 190 U	< 300 U	< 300 U
4-CHLORO-3-METHYLPHENOL	59-50-7	ug/kg	< 180 UJ	< 300 U	< 210 U	< 220 U	< 180 U	< 200 U	< 240 U	< 240 U	< 440 U	< 330 U	< 210 U	< 250 U	< 190 U	< 190 U	< 300 U	< 300 U
4-CHLOROANILINE	106-47-8	ug/kg	< 350 U	< 570 U	< 420 U	< 430 U	< 350 U	< 390 U	< 470 U	< 460 U	< 860 U	< 650 U	< 400 U	< 490 U	< 380 U	< 380 U	< 580 U	< 580 U
4-CHLOROPHENYL PHENYL ETHER	7005-72-3	ug/kg	< 180 U	< 300 U	< 210 U	< 220 U	< 180 U	< 200 U	< 240 U	< 240 U	< 440 U	< 330 U	< 210 U	< 250 U	< 190 U	< 190 U	< 300 U	< 300 U
4-METHYLPHENOL (P-CRESOL)	106-44-5	ug/kg	< 350 U	< 570 U	< 420 U	< 430 U	< 350 U	< 390 U	< 470 U	< 460 U	< 860 U	< 650 U	< 400 U	< 490 U	< 380 U	< 380 U	< 580 U	< 580 U
4-Nitroaniline	100-01-6	ug/kg	< 350 U	< 570 U	< 420 U	< 430 U	< 350 U	< 390 U	< 470 U	< 460 U	< 860 U	< 650 U	< 400 U	< 490 U	< 380 U	< 380 U	< 580 U	< 580 U
4-NITROPHENOL	100-02-7	ug/kg	< 350 U	< 570 U	< 420 U	< 430 U	< 350 U	< 390 U	< 470 U	< 460 U	< 860 U	< 650 U	< 400 U	< 490 U	< 380 U	< 380 U	< 580 U	< 580 U
Acenaphthene	83-32-9	ug/kg	2.3 J	19 J	3.0 J	18 J	1.8 J	< 3.9 U	69 J	13 J	27 J	9.1 J	7.7 J	20 J	1.5 J	< 3.8 U	80 J	13 J
ACENAPHTHYLENE	208-96-8	ug/kg	4.6	18	5.4	31	4.6	< 3.9 U	76	13	38	22	32	35	3.4 J	< 3.8 U	170	22
Acetophenone	98-86-2	ug/kg	< 350 U	< 570 U	< 420 U	< 430 U	< 350 U	< 390 U	< 470 U	< 460 U	< 860 U	< 650 U	< 400 U	< 490 U	< 380 U	< 380 U	120 J	< 580 U
ANTHRACENE	120-12-7	ug/kg	6.8	49	8.5	67	5.7	< 3.9 U	210	40	110	37	43	74	5.9	< 3.8 U	310	45
ATRAZINE	1912-24-9	ug/kg	< 350 U	< 570 U	< 420 U	< 430 U	< 350 U	< 390 U	< 470 U	< 460 U	< 860 U	< 650 U	< 400 U	< 490 U	< 380 U	< 380 U	< 580 U	< 580 U
BENZALDEHYDE	100-52-7	ug/kg	< 350 U	< 570 U	< 420 U	< 430 U	< 350 U	< 390 U	< 470 U	< 460 U	< 860 U	< 650 U	< 400 U	< 490 U	< 380 U	< 380 U	< 580 U	< 580 U
BENZO(A)ANTHRACENE	56-55-3	ug/kg	28	260	38	400	26	1.1 J	1100	210	610	220	230	340	24	3.2 J	1500	200
BENZO(A)PYRENE	50-32-8	ug/kg	36	170	44	220	34	1.1 J	600	110	320	130	110	180	24	4.1	880	110
Benzo(B)Fluoranthene	205-99-2	ug/kg	49	380	56	700	48	1.7 J	1700	240	1200	280	260	510	31	6.6	2200	230
Benzo(G,H,I)Perylene	191-24-2	ug/kg	29	23	34	32	29	0.94 J	80	13	45	19	16	28	17	3.2 J	71	14
Benzo(K)Fluoranthene	207-08-9	ug/kg	15	150	19	170	15	< 3.9 U	600	70	250	79	70	120	8.8	2.6 J	860	66
BENZYL BUTYL PHTHALATE	85-68-7	ug/kg	< 180 U	< 300 U	< 210 U	< 220 U	< 180 U	< 200 U	120 J	< 240 U	< 440 U	< 330 U	< 210 U	< 250 U	< 190 U	< 190 U	160 J	< 300 U
BIPHENYL (DIPHENYL)	92-52-4	ug/kg	< 180 U	< 300 U	< 210 U	< 220 U	< 180 U	< 200 U	< 240 U	< 240 U	< 440 U	< 330 U	< 210 U	< 250 U	< 190 U	< 190 U	< 300 U	< 300 U
BIS(2-CHLOROETHOXY) METHANE	111-91-1	ug/kg	< 180 U	< 300 U	< 210 U	< 220 U	< 180 U	< 200 U	< 240 U	< 240 U	< 440 U	< 330 U	< 210 U	< 250 U	< 190 U	< 190 U	< 300 U	< 300 U
BIS(2-CHLOROETHYL) ETHER (2-CHLOROETHYL ETHER)	111-44-4	ug/kg	< 350 U	< 570 U	< 420 U	< 430 U	< 350 U	< 390 U	< 470 U	< 460 U	< 860 U	< 650 U	< 400 U	< 490 U	< 380 U	< 380 U	< 580 U	< 580 U
BIS(2-CHLOROISOPROPYL) ETHER	108-60-1	ug/kg	< 350 U	< 570 U	< 420 U	< 430 U	< 350 U	< 390 U	< 470 U	< 460 U	< 860 U	< 650 U	< 400 U	< 490 U	< 380 U	< 380 U	< 580 U	< 580 U
BIS(2-ETHYLHEXYL) PHTHALATE	117-81-7	ug/kg	< 180 U	210 J	< 210 U	250	< 180 U	< 200 U	680	150 J	300 J	< 330 U	< 210 U	550	< 190 U	< 190 U	1300	140 J
Caprolactam	105-60-2	ug/kg	< 350 U	< 570 U	< 420 U	< 430 U	< 350 U	< 390 U	< 470 U	< 460 U	< 860 U	< 650 U	< 400 U	< 490 U	< 380 U	< 380 U	< 580 U	< 580 U
CARBAZOLE	86-74-8	ug/kg	< 350 U	< 570 U	< 420 U	58 J	< 350 U	< 390 U	170 J	< 460 U	110 J	< 650 U	< 400 U	< 490 U	< 380 U	< 380 U	210 J	< 580 U
CHRYSENE	218-01-9	ug/kg	34	290	41	310	32	1.2 J	1300	140	540	150	150	280	16	4.2	1800	130
DIBENZ(A,H)ANTHRACENE	53-70-3	ug/kg	6.9	47	8.1	71	6.8	< 3.9 U	190	32	110	37	39	69	4.1	0.84 J	230	33
Dibenzofuran	132-64-9	ug/kg	< 180 U	< 300 U	< 210 U	< 220 U	< 180 U	< 200 U	54 J	< 240 U	< 440 U	< 330 U	< 210 U	< 250 U	< 190 U	< 190 U	62 J	< 300 U
Diethyl Phthalate	84-66-2	ug/kg	< 180 U	< 300 U	< 210 U	< 220 U	< 180 U	< 200 U	< 240 U	< 240 U	< 440 U	< 330 U	< 210 U	< 250 U	< 190 U	< 190 U	< 300 U	< 300 U
DIMETHYL PHTHALATE	131-11-3	ug/kg	< 180 U	< 300 U	< 210 U	< 220 U	< 180 U	< 200 U	< 240 U	< 240 U	< 440 U	< 330 U	< 210 U	< 250 U	< 190 U	< 190 U	< 300 U	< 300 U
Di-N-Butyl Phthalate	84-74-2	ug/kg	< 180 U	< 300 U	< 210 U	< 220 U	< 180 U	< 200 U	120 J	< 240 U	< 440 U	< 330 U	< 210 U	< 250 U	< 190 U	< 190 U	< 300 U	< 300 U
DI-N-OCTYLPHTHALATE	117-84-0	ug/kg	< 350 U	< 570 U	< 420 U	< 430 U	< 350 U	< 390 U	< 470 U	< 460 U	< 860 U	< 650 U	< 400 U	< 490 U	< 380 U	< 380 U	< 580 U	< 580 U
FLUORANTHENE	206-44-0	ug/kg	81	500	99	850	66	2.4 J	2400	330	1700	370	370	670	40	9.4	3100	310
FLUORENE	86-73-7	ug/kg	2.7 J	21	3.2 J	19	2.1 J	< 3.9 U	73	13	31	12	15	22	1.7 J	< 3.8 U	83	13
HEXACHLOROBENZENE	118-74-1	ug/kg	< 180 U	< 300 U	< 210 U	< 220 U	< 180 U	< 200 U	< 240 U	< 240 U	< 440 U	< 330 U	< 210 U	< 250 U	< 190 U	< 190 U	< 300 U	< 300 U
Hexachlorobutadiene	87-68-3	ug/kg	< 180 U	< 300 U	< 210 U	< 220 U	< 180 U	< 200 U	< 240 U	< 240 U	< 440 U	< 330 U	< 210 U	< 250 U	< 190 U	< 190 U	< 300 U	< 300 U
HEXACHLOROCYCLOPENTADIENE	77-47-4	ug/kg	< 350 U	< 570 U	< 420 U	< 430 U	< 350 U	< 390 U	< 470 U	< 460 U	< 860 U	< 650 U	< 400 U	< 490 U	< 380 UJ	< 380 U	< 580 U	< 580 UJ
HEXACHLOROETHANE	67-72-1	ug/kg	< 180 U	< 300 U	< 210 U	< 220 U	< 180 U	< 200 U	< 240 U	< 240 U	< 440 U	< 330 U	< 210 U	< 250 U	< 190 U	< 190 U	< 300 U	< 300 U
INDENO(1,2,3-C,D)PYRENE	193-39-5	ug/kg	23	130	27	170	23	< 3.9 U	500	71	260	92	84	140	14	2.6 J	710	76
ISOPHORONE	78-59-1	ug/kg	< 180 U	< 300 U	< 210 U	< 220 U	< 180 U	< 200 U	< 240 U	< 240 U	< 440 U	< 330 U	< 210 U	< 250 U	< 190 U	< 190 U	< 300 U	< 300 U
Naphthalene	91-20-3	ug/kg	2.5 J	13	2.7 J	18	1.7 J	< 3.9 U	43	9.9 J-	15	5.4 J	4.1 J-	17 J-	0.80 J	< 3.8 U	55	12
NITROBENZENE	98-95-3	ug/kg	< 180 U	< 300 U	< 210 U	< 220 U	< 180 U	< 200 U	< 240 U	< 240 U	< 440 U	< 330 U	< 210 U	< 250 U	< 190 U	< 190 U	< 300 U	< 300 U
N-NITROSODI-N-PROPYLAMINE	621-64-7	ug/kg	R	< 300 U	< 210 U	< 220 U	< 180 U	< 200 U	< 240 U	< 240 U	< 440 U	< 330 U	< 210 U	< 250 U	< 190 U	< 190 U	< 300 U	< 300 U
N-NITROSODIPHENYLAMINE	86-30-6	ug/kg	< 180 U	< 300 U	< 210 U	< 220 U	< 180 U	< 200 U	< 240 U	< 240 U	< 440 U	< 330 U	< 210 U	< 250 U	< 190 U	< 190 U	< 300 U	< 300 U
PENTACHLOROPHENOL	87-86-5	ug/kg	< 7.1 U	< 12 U	< 8.5 U	< 8.8 U	< 7.1 U	< 7.8 U	6.3 J	< 9.3 U	< 18 U	4.4 J	< 8.2 U	< 9.9 U	< 7.7 U	< 7.6 U	9.0 J	< 12 U
PHENANTHRENE	85-01-8	ug/kg	34	290	43	320	27	1.4 J	1300	210	640	190	230	350	24	3.4 J	1700	200
PHENOL	108-95-2	ug/kg	R	< 570 U	< 420 U	< 430 U	< 350 U	< 390 U	< 470 U	< 460 U	< 860 U	< 650 U	< 400 U	< 490 U	< 380 U	< 380 U	< 580 U	< 580 U
PYRENE	129-00-0	ug/kg	57	390	87	600	53	1.9 J	1500	240	1100	270	280	480	36	7.1	2100	230

Table 12
Phase 2 Reach Floodplain Soil Analytical Results
Phase 2 Data Evaluation Summary Memorandum
Lower Neponset River
Boston and Milton, Massachusetts

Analyte	CAS Number	Units	24D-0192 24D-0192-CS 6/24/2024 N 2 - 3 ft	24D-0193 24D-0193-AS 6/27/2024 N 0 - 1 ft	24D-0193 24D-0193-BS 6/27/2024 N 1 - 2 ft	24D-0193 24D-0193-CS 6/27/2024 N 2 - 2.5 ft	24D-0194 24D-0194-AS 6/28/2024 N 0 - 1 ft	24D-0194 24D-0194-BS 6/28/2024 N 1 - 2 ft	24D-0194 24D-0194-CS 6/28/2024 N 2 - 2.6 ft	24D-0195 24D-0195-AS 6/6/2024 N 0 - 1 ft	24D-0196 24D-0196-AS 6/28/2024 N 0 - 1 ft	24D-0196 24D-0196-BS 6/28/2024 N 1 - 1.4 ft	24D-0197 24D-0197-AS 6/6/2024 N 0 - 1 ft	24D-0197 24D-0197-BS 6/6/2024 N 1 - 2 ft	24D-0197 24D-0197-CS 6/6/2024 N 2 - 2.4 ft	24D-0198 24D-0198-AD 6/28/2024 FD 0 - 1 ft	24D-0198 24D-0198-AS 6/28/2024 N 0 - 1 ft	24D-0198 24D-0198-BS 6/28/2024 N 1 - 1.5 ft
PCDD/F																		
1,2,3,4,6,7,8-HpCDD	35822-46-9	pg/g	122 J	4790	407	87.1	2640	3380 J	2310 J	439	3890 J	486 J	25.5	1.18 J	0.548 JN	342 J	380 J	36.6 J
1,2,3,4,6,7,8-HpCDF	67562-39-4	pg/g	50.6 J	4580	334	65.1	1130	1100 J	1230 J	203	1640 J	205 J	15.5	0.61 J+	0.349 J+	232 J	281 J	23.3 J
1,2,3,4,7,8,9-HpCDF	55673-89-7	pg/g	2.71	87.2	8.69	1.71 JN	43.5	57.6	44.7	8.93	67.1	9.79	< 0.57 U	< 0.121 U	< 0.11 U	5.98	6.72	0.711 J
1,2,3,4,7,8-HxCDD	39227-28-6	pg/g	1.12 J	40.5	3.84	1.01 JN	22	21	21.8	3.84	34	5.1	< 0.342 U	< 0.179 U	0.445 J+	3.27	3.42	0.931 J
1,2,3,4,7,8-HxCDF	70648-26-9	pg/g	3.14 J	109 J	9.71 J	2.09 J	78.4 J	95.3	61.6	16.2	93.4	18.5	0.948 J	< 0.194 U	< 0.105 U	10.8	10.4	0.93 JN
1,2,3,6,7,8-HxCDD	57653-85-7	pg/g	6.09	317	27.9	6.15	137	144	128	23	176	24.8	1.33 J	< 0.194 U	< 0.15 U	20.3	21.5	2.5
1,2,3,6,7,8-HxCDF	57117-44-9	pg/g	2.04 J	60.6 J	5.64 J	1.13 JN	38.3 J	44	39.5	7.71	49	8.6	0.768 J	< 0.173 U	< 0.1 U	5.83	5.7	0.66 JN
1,2,3,7,8,9-HxCDD	19408-74-3	pg/g	2.71 J	149	12.8	2.76	64.5	63.3	64.3	10.6	88.7	12.4	< 0.784 U	< 0.194 U	< 0.153 U	10.7	10.5	1.02 JN
1,2,3,7,8,9-HxCDF	72918-21-9	pg/g	< 0.376 U	< 2.96 UJ	< 1.14 U	< 0.526 U	< 2.35 U	< 0.924 U	< 1.47 U	< 0.223 U	< 1.74 U	< 0.713 U	< 0.752 U	< 0.246 U	< 0.138 U	< 0.948 U	< 0.664 U	< 0.417 U
1,2,3,7,8-PeCDD	40321-76-4	pg/g	< 0.507 U	18.5 J	1.79 J	0.538 J	10.6 J	10.2 JN	10.3 J	1.96 J	17.2 J	2.33 JN	< 0.388 UJ	< 0.16 UJ	< 0.153 UJ	< 2.61 UJ	1.68 J	< 0.437 UJ
1,2,3,7,8-PeCDF	57117-41-6	pg/g	0.715 JN	14.1	1.83 J	< 0.353 U	13.3	21.6	15.4	3.41	17.8	5.27	0.422 JN	< 0.102 U	< 0.0927 U	1.97 JN	2.98	< 0.253 U
2,3,4,6,7,8-HxCDF	60851-34-5	pg/g	2.39	106 J	11.2 J	2.36 J	46.2 J	52.6	41.1	9.02	60.9	9.55	1.04 JN	< 0.202 U	< 0.128 U	7.44	7.8	0.968 J
2,3,4,7,8-PeCDF	57117-31-4	pg/g	3.95 J	109 J	10.4 J	2.38 JN	70.5 J	145 J	84.6 J	19.7	82.3 J	20.7 J	0.834 JN	< 0.108 U	< 0.103 U	10.9 J	12.1 J	1.23 JN
2,3,7,8-TCDD	1746-01-6	pg/g	< 0.931 UJ	7.39 J	< 0.935 UJ	< 0.949 UJ	3.36 J	6.25 J	5.1 J	0.429 JN	5.2 J	1.07 J	< 0.978 UJ	< 0.982 UJ	< 0.968 UJ	< 1.18 UJ	< 0.936 UJ	< 0.943 UJ
2,3,7,8-TCDF	51207-31-9	pg/g	1.94	27.2	3.25 JN	0.84	24.5	45.1	51.2	6.61	35.4	7.54	0.404 J	< 0.108 U	< 0.115 U	3.91	4.39	0.455 JN
OCDD	3268-87-9	pg/g	902 J	29500 J	2380	480	21000 J	36500 J	22900 J	3410 EB	30300 J	3930 J	189 EB	7.08 EB	3.57 JNEB	2110 J	2430 J	209 J
OCDF	39001-02-0	pg/g	58.8	3220	249	50.3	1370	1720 J	1330 J	232	2470 J	253 J	17.3	< 0.675 U	< 0.38 U	208 J	237 J	20.5 J
Total HpCDD	RA_Total_HpCDD	pg/g	219.4	8210	714	150.1	4710	6290	4230	779	6880	856	46.7	2.29	1.141	594	670	62.4
Total HpCDF	RA_Total_HpCDF	pg/g	113.81	8972.8	661.96	128.41	2455.8	2736	2751.6	422.92	3944.5	448.34	29.1	1.012	0.673	454.98	566.91	47.211
Total HxCDD	RA_Total_HxCDD	pg/g	33.34	1912.4	166.28	37.13	788.55	861.95	798.11	136.49	1099.6	144.79	10.347	< 0.194 U	0.445	122.75	134.42	13.391
Total HxCDF	RA_Total_HxCDF	pg/g	47.048	2955.4	249.18	50.448	1033.42	1099.22	1000.47	177.44	1434.53	190.24	13.736	< 0.246 U	< 0.138 U	169.85	191.88	17.188
Total PeCDD	RA_Total_PeCDD	pg/g	1.74 U	219.19	17.72	2.948	99.21	111.29	100.45	18.166	158.03	19.181	1.688 U	< 0.16 U	< 0.153 U	8.51 U	17.17	< 0.437 U
Total PeCDF	RA_Total_PeCDF	pg/g	27.54	915.73	86.512	16.803	547.08	837.17	541.242	129.322	663.19	126.098	7.743	< 0.109 U	< 0.104 U	76.02	84.91	7.649
Total TCDD	RA_Total_TCDD	pg/g	< 0.931 U	44.056	1.22 U	< 0.949 U	39.05	47.55	48.295	5.358	60.026	4.72	0.618 U	< 0.982 U	< 0.968 U	< 1.18 U	2.76 U	< 0.943 U
Total TCDF	RA_Total_TCDF	pg/g	33.043	359.603	37.458	6.853	544.89	1096.29	688.42	121.62	569.27	151.9	2.473	< 0.108 U	< 0.115 U	52.083	56.397	4.038
Total PCDD/F TEQ (Bird)	RA-TEQ-B-DF	pg/g	7.85758	265.889	24.1258	5.51223	152.112	255.498	193.24	36.7375	198.778	40.6272	1.77023	0.007988	0.026645	21.8041	25.8179	2.41401
Total PCDD/F TEQ (Fish)	RA-TEQ-F-DF	pg/g	4.26393	189.659	16.3228	3.73033	97.017	142.826	105.553	21.2115	130.425	24.0297	0.94833	0.007988	0.226895	13.0496	16.0424	1.69391
Total PCDD/F TEQ (Mammal)	RA-TEQ-M-DF	pg/g	244.331	20.6845	4.58419	121.445	163.97	125.108	23.7012	167.166	26.6799	1.18375	0.020024	0.054541	16.0493	19.2477	1.79036	6.72058
PCB Congeners																		
PCB-001	2051-60-7	ng/g	< 0.032 U	1.61	< 0.033 U	< 0.0314 U	19.2	36.3	7.08	4.98	9.11	2.64	< 0.0337 U	< 0.0338 U	< 0.0333 U	1.29	1.44	< 0.0324 U
PCB-002	2051-61-8	ng/g	< 0.0449 U	< 0.0476 U	< 0.0462 U	< 0.044 U	< 0.0476 U	3.85	4.99	< 0.0469 U	< 0.0451 U	< 0.0471 U	< 0.0472 U	< 0.0473 U	< 0.0467 U	< 0.0475 U	< 0.0451 U	< 0.0454 U
PCB-003	2051-62-9	ng/g	< 0.0462 U	0.763	< 0.0476 U	< 0.0453 U	8.1	27.1	14.4	1.99	4.29	1.45	< 0.0486 U	< 0.0487 U	< 0.0481 U	0.699	0.906	< 0.0468 U
PCB-004/010	PCB-4/10	ng/g	1.54	7.26	0.841	0.75	96.4 J	288 J	322 J	22.3	42.7 J	10.1	< 0.0848 U	< 0.085 U	< 0.0839 U	5.03	7.96	0.696
PCB-005/008	PCB-5/8	ng/g	3.36	9.04	1.29	0.726	117 J	312 J	284 J	18.4	46.3 J	12 J	< 0.0779 U	< 0.0781 U	< 0.0771 U	5.85 J	8.54 J	0.844 J
PCB-006	25569-80-6	ng/g	0.985	2.44	0.349	0.419	26.7	205 J	405 J	4.09	9.66 J	2.8 J	< 0.0456 U	< 0.0457 U	< 0.0451 U	1.37 J	1.7 J	< 0.0439 UJ
PCB-007/009	PCB-7/9	ng/g	< 0.0816 U	0.587	< 0.084 U	< 0.0799 U	4.48	17.3	18.2	1.19	2	0.764	< 0.0858 U	< 0.086 U	< 0.0849 U	0.395	0.563	< 0.0826 U
PCB-011	2050-67-1	ng/g	< 0.0425 U	0.673	< 0.0437 U	< 0.0416 U	12.9	75.7 J	41.7 J	1.07	2.58	0.556	< 0.0447 U	< 0.0448 U	< 0.0442 U	0.323	0.323	< 0.043 U
PCB-012/013	PCB-12/13	ng/g	0.956	1.87	< 0.109 U	< 0.103 U	52.9 J	249 J	123 J	3.25 J	10.5 J	2.55 J	< 0.111 UJ	< 0.111 UJ	< 0.11 UJ	1.09 J	1.18 J	< 0.107 UJ
PCB-014	34883-41-5	ng/g	< 0.0415 U	< 0.0441 U	< 0.0428 U	< 0.0407 U	< 0.044 U	< 0.0443 U	< 0.0446 U	< 0.0434 U	< 0.0417 U	< 0.0436 U	< 0.0437 U	< 0.0438 U	< 0.0432 U	< 0.0439 U	< 0.0418 U	< 0.0421 U
PCB-015	2050-68-2	ng/g	18.4	24.7	2.22	1.12	523 J	1710 J	527 J	44.4 J	163 J	30.5 J	< 0.0401 UJ	< 0.0402 UJ	< 0.0397 UJ	15.3 J	16.9 J	1.63 J
PCB-016/032	PCB-16/32	ng/g	25.6 J	11.3	1.88	1.06	991 J	4850 J	1870 J	30.1	343 J	13.9 J	< 0.115 U	< 0.116 U	< 0.114 U	6.8 J	8.03 J	0.873 J
PCB-017	37680-66-3	ng/g	9.2 J	9.76	1.93	0.832	190 J	1520 J	1120 J	31	154 J	11 J	< 0.0537 U	< 0.0538 U	< 0.0531 U	5.66 J	7.31 J	0.765 J
PCB-018	37680-65-2	ng/g	13.2 J	9.49	1.46	1.13	256 J	2130 J	2220 J	23	214 J	10.8 J	< 0.0619 U	< 0.062 U	< 0.0612 U	5.15 J	6.1 J	0.629 J
PCB-019	38444-73-4	ng/g	2.06 J	2.66	0.65	0.264	266 J	1320 J	348 J	8.83	38.8 J	3.72 J	< 0.0423 U	< 0.0424 U	< 0.0419 U	1.73 J	2.05 J	0.219 J
PCB-020/021/033	PCB-20/21/33	ng/g	9.05 J	6.22	0.67	0.338	151 J	779 J	575 J	9.02	95.5 J	6.18 J	< 0.139 U	< 0.14 U	< 0.138 U	2.96 J	3.37 J	0.362 J
PCB-022	38444-85-8	ng/g	8.99 J	7.3	0.659	0.382	200 J	1250 J	727 J	31.8	123 J	9.93 J	< 0.0462 U	< 0.0463 U	< 0.0457 U	4.8 J	5.17 J	0.554 J
PCB-023/034	PCB-23/34	ng/g	< 0.0775 U	< 0.0822 U	< 0.0798 U	< 0.0759 U	9.83	58.2 J	45.9 J	0.756 J	5.29	0.273	< 0.0815 UJ	< 0.0817 UJ	< 0.0806 UJ	0.119 J	< 0.0779 U	< 0.0784 U
PCB-024/027	PCB-24/27	ng/g	3.71 J	2.3	0.352	0.195	193 J	919 J	223 J	7.88	53 J	2.89 J	< 0.0938 U	< 0.094 U	< 0.0928 U	1.49 J	1.64 J	0.155 J
PCB-025	55712-37-3	ng/g	5.71 J	6.14	0.802	0.524	249 J	2000 J	1740 J	24.8	96.6 J	7.82 J	< 0.0462 U	< 0.0463 U	< 0.0457 U	4.24 J	4.17 J	0.453 J
PCB-026	38444-81-4	ng/g	17.5 J	6.92	0.999	0.585	519 J	3530 J	2660 J	32.7	205 J	12.6 J	< 0.0378 U	< 0.0379 U	< 0.0374 U	4.77 J	4.62 J	0.479 J
PCB-028	7012-37-5	ng/g	86.5 J	77.8 J	8.52	4.22	1900 J	8240 J	3310 J	500 J	1280 J	101 J	0.308	0.666	0.291	61.6 J	67.7 J	6.22 J
PCB-029	15862-07-4	ng/g	< 0.0544 U	< 0.0577 U	< 0.056 U	< 0.0533 U	< 0.0576 U	2.22	< 0.0583 U	< 0.0568 U	0.447	< 0.057 U	< 0.0572 U	< 0.0573 U	< 0.0566 U	< 0.0575 U	< 0.0547 U	< 0.0551 U
PCB-030	35693-92-6	ng/g	< 0.0542 U	< 0.0575 U	< 0.0558 U	< 0.0531 U	0.835	3.32	1.18	< 0.0566 U	0.265	< 0.0569 U	< 0.057 U	< 0.0571 U	< 0.0564 U	< 0.0573 U	< 0.0545 U	< 0.0549 U
PCB-031	16606-02-3	ng/g	22.7 J	32.3	3.63	1.95	448 J	3090 J	3230 J	142 J	456 J	47.8 J	< 0.0543 U	< 0.0544 U	< 0.0537 U	21.7 J	24.4 J	2.17 J
PCB-035	37680-69-6	ng/g	1.02 J+	< 0.054 U	< 0.0523 U	< 0.0498 U	14.6 J+	67 J	65.9 J	1.89 J+	9.98 J+	1.4 J+	< 0.0535 U	< 0.0536 U	< 0.0529 U	0.495 J	< 0.0511 UJ	< 0.0515 U
PCB-036	38444-87-0	ng/g	< 0.0402 U	< 0.0427 U	< 0.0414 U	< 0.0394 U	< 0.0426 U	< 0.0429 U	< 0.0432 U	< 0.042 U	< 0.0404 U	< 0.0422 U	< 0.0423 U	< 0.0424 U	< 0.0419 U	< 0.0425 U	< 0.0405 U	< 0.0407 U
PCB-037	38444-90-5	ng/g	29.9 J	31.5	3.07	1.55	417 J	950 J	344 J	73.3 J	320 J	49.3 J	< 0.0497 U	< 0.0499 U	< 0.0492 U	17.8 J	20.6 J	1.56 J
PCB-038	53555-66-1	ng/g	< 0.0604 U	< 0.064 U	< 0.0621 U	< 0.0591 U	< 0.064 U	< 0.0644 U	< 0.0647 U	< 0.063 U	< 0.0606 U	< 0.0633 U	< 0.0635 U	< 0.0636 U	< 0.0628 U	< 0.0638 U	< 0.0607 U	< 0.0611 U
PCB-039	38444-88-1	ng/g	< 0.0389 U	< 0.0413 U	< 0.0401 U	< 0.0381 U	4.34	22.3	12.3	0.895	1.91	0.376	< 0.0409 U	< 0.041 U	< 0.0405 U	0.233	< 0.0392 U	< 0.0394 U
PCB-040	38444-93-8	ng/g	12.4 J	5.3	0.591	0.265	217 J	852 J	432 J	16.7	112 J	4.43 J	< 0.0492 U	< 0.0493 U	< 0.0486 U	2.32 J	2.47 J	0.305 J
PCB-041/064	PCB-41/64	ng/g	43.9 J	37.9	3.48	2.17	742 J	2250 J	1110 J	138 J	611 J	43.6 J	< 0.0825 U	< 0.0827 U	< 0.0816 U	14.7 J	16.3 J	1.56 J
PCB-042	36559-22-5	ng/g	31.8 J	18.6	1.98	0.914	602 J	2080 J	1010 J	69.5 J	374 J	20.6 J	< 0.103 U	< 0.103 U	< 0.102 U	10.6 J	10.8 J	1.17 J
PCB-043/049	PCB-43/49	ng/g	90.4 J	80.5 J	9.17	4.38	1910 J	6490 J	3010 J	294 J	1400 J	96.4 J	0.329	0.465	< 0.0936 U	45.9 J	47.1 J	5.15 J
PCB-044	41464-39-5	ng/g	79.1 J	39.7 J	4.27	2.27	1470 J	5290 J	2760 J	131 J	937 J	42.7 J	< 0.0599 U	< 0.0601 U	< 0.0593 U	21 J	21.5 J	2.39 J
PCB-045	70362-45-7	ng/g	12 J	3.08	0.524	0.274	298 J	1030 J	460 J	11.2	153 J	3.82 J	< 0.0421 U	< 0.0422 U	< 0.0417 U	1.69 J	1.74 J	0.261 J
PCB-046	41464-47-5	ng/g	4.48	0.849	< 0.046 U	< 0.0438 U	104 J	371 J	183 J	2.83	39.1 J	1.12	< 0.047 U	< 0.0471 U	< 0.0465 U	0.492	0.509	< 0.0453 U
PCB-047/048/075	PCB-47/48/75	ng/g	54.6 J	104 J	11.6	5.46	1070 J	3670 J	1350 J	274 J	921 J	73.3 J	0.322	< 0.185 U	< 0.183 U	47.2 J	49.4 J	5.46 J
PCB-050	62796-65-0	ng/g	0.437	< 0.0565 U	< 0.0548 U	< 0.0522 U	9.62	38.1	12.9	0.704 J	3.87	< 0.0559 U	< 0.056 UJ	< 0.0561 UJ	< 0.0554 UJ	< 0.0563 U	< 0.0536 U	< 0.0539 U
PCB-051	68194-04-7	ng/g	5.31 J	1.69	0.272	0.158 J	154 J	619 J	185 J	7.25	70.1 J	2.22	< 0.0472 U	< 0.0473 U	< 0.0467 U	1.19	1.24	0.171 J
PCB-052/073	PCB-52/73	ng/g	93.3 J	75.1 J	8.99	4.32	1870 J	6450 J	3270 J	263 J	1470 J	79.8 J	0.341	0.319	< 0.117 U	38.5 J	39.7 J	4.25 J
PCB-053	41464-41-9	ng/g	15 J	6.5	0.951	0.445	411 J	1510 J	526 J	23.9	228 J	7.52 J	< 0.0423 U	< 0.0424 U	< 0.0419 U	3.83 J	3.85 J	0.45 J
PCB-054	15968-05-5	ng/g	< 0.0447 U	0.166 J	< 0.046 U	< 0.0438 U	10.9	45.9 J	12.2	0.641 J	3.87	< 0.0469 U	< 0.047 UJ	< 0.0471 UJ	< 0.0465 UJ	< 0.0473 U	< 0.045 U	< 0.0453 U
PCB-055	74338-24-2	ng/g	< 0.0741 U	0.807 J	< 0.0763 UJ	< 0.0726 UJ	13.9 J	26.9	7.34	4.18	16.5	1.5	< 0.0779 U	< 0.0781 U	< 0.0771 U	0.572	0.596	< 0.0751 U

Table 12
Phase 2 Reach Floodplain Soil Analytical Results
Phase 2 Data Evaluation Summary Memorandum
Lower Neponset River
Boston and Milton, Massachusetts

Analyte	CAS Number	Units	24D-0192 24D-0192-CS 6/24/2024 N 2 - 3 ft	24D-0193 24D-0193-AS 6/27/2024 N 0 - 1 ft	24D-0193 24D-0193-BS 6/27/2024 N 1 - 2 ft	24D-0193 24D-0193-CS 6/27/2024 N 2 - 2.5 ft	24D-0194 24D-0194-AS 6/28/2024 N 0 - 1 ft	24D-0194 24D-0194-BS 6/28/2024 N 1 - 2 ft	24D-0194 24D-0194-CS 6/28/2024 N 2 - 2.6 ft	24D-0195 24D-0195-AS 6/6/2024 N 0 - 1 ft	24D-0196 24D-0196-AS 6/28/2024 N 0 - 1 ft	24D-0196 24D-0196-BS 6/28/2024 N 1 - 1.4 ft	24D-0197 24D-0197-AS 6/6/2024 N 0 - 1 ft	24D-0197 24D-0197-BS 6/6/2024 N 1 - 2 ft	24D-0197 24D-0197-CS 6/6/2024 N 2 - 2.4 ft	24D-0198 24D-0198-AD 6/28/2024 FD 0 - 1 ft	24D-0198 24D-0198-AS 6/28/2024 N 0 - 1 ft	24D-0198 24D-0198-BS 6/28/2024 N 1 - 1.5 ft
PCB-056/060	PCB-56/60	ng/g	54.7 J	48.5 J	4.88	2.58	523 J	901 J	292 J	220 J	759 J	104 J	< 0.168 U	< 0.169 U	< 0.167 U	31.1 J	35.3 J	2.96 J
PCB-057	70424-67-8	ng/g	< 0.0395 U	0.687	< 0.0406 U	< 0.0387 U	23.2	101 J	45.3 J	4.55	11.6	1.11	< 0.0415 U	< 0.0416 U	< 0.0411 U	0.4	0.49	< 0.04 U
PCB-058	41464-49-7	ng/g	< 0.0499 U	0.401	< 0.0514 U	< 0.0489 U	4.2	12.7	5.22	1.07	4.07	0.506	< 0.0525 U	< 0.0526 U	< 0.0519 U	0.238	0.256	< 0.0505 U
PCB-059	74472-33-6	ng/g	6.44 J	3.66	0.374	0.261	138 J	350 J	137 J	12.8	86.7 J	3.3	< 0.0713 U	< 0.0715 U	< 0.0705 U	1.62	1.9	0.233
PCB-061/074	PCB-61/74	ng/g	32.8 J	54.9 J	6.23	3.17	496 J	1300 J	542 J	269 J	639 J	82.3 J	< 0.0879 U	< 0.0881 U	< 0.087 U	41.9 J	46.6 J	4.02
PCB-062	54230-22-7	ng/g	< 0.0451 U	< 0.0478 U	< 0.0464 U	< 0.0442 U	< 0.0478 U	< 0.0481 U	< 0.0484 U	< 0.0471 U	< 0.0453 U	< 0.0473 U	< 0.0474 U	< 0.0475 U	< 0.0469 U	< 0.0477 U	< 0.0453 U	< 0.0456 U
PCB-063	74472-34-7	ng/g	3.59 J	6.21	0.655	0.411	73.1 J	291 J	121 J	35.7	68.1 J	10.1	< 0.0382 U	< 0.0383 U	< 0.0378 U	4.82	5.4	0.473
PCB-065	33284-54-7	ng/g	< 0.063 U	< 0.0668 U	< 0.0648 U	< 0.0617 U	< 0.0667 U	2.87	< 0.0675 U	< 0.0658 U	< 0.0632 U	< 0.066 U	< 0.0662 U	< 0.0664 U	< 0.0655 U	< 0.0666 U	< 0.0633 U	< 0.0637 U
PCB-066/080	PCB-66/80	ng/g	101 J	126 J	12.9	6.68	1050 J	1770 J	773 J	418 J	1380 J	210 J	0.229	0.35	< 0.0917 U	76.2 J	84 J	7.29
PCB-067	73575-53-8	ng/g	2.79 J	2.9	0.277	0.125 J	44.3 J	113 J	47.2 J	13	47.5 J	4.49	< 0.0601 U	< 0.0603 U	< 0.0595 U	1.9	2.06	0.188 J
PCB-068	73575-52-7	ng/g	< 0.0667 U	1.82 J	< 0.0686 UJ	0.125 J	14.5 J	41.3 J	33.8	3.94	8.3	1.54	< 0.0701 U	< 0.0703 U	< 0.0694 U	0.776	1.02	< 0.0675 U
PCB-069	60233-24-1	ng/g	< 0.0499 U	< 0.053 UJ	< 0.0514 UJ	< 0.0489 UJ	5.51 J	16.8	5.3	0.889 J	2.54	< 0.0524 U	< 0.0525 UJ	< 0.0526 UJ	< 0.0519 UJ	< 0.0528 U	< 0.0502 U	< 0.0505 U
PCB-070	32598-11-1	ng/g	103 J	128 J	13.2	6.81	945 J	1490 J	667 J	335 J	1400 J	178 J	0.315	0.289	< 0.0455 U	53.2 J	59 J	5.62
PCB-071	41464-46-4	ng/g	26.5 J	7.65	0.953	0.557	542 J	1570 J	726 J	29.5	310 J	13.1 J	< 0.0611 U	< 0.0613 U	< 0.0605 U	3.56 J	3.86 J	0.488 J
PCB-072	41464-42-0	ng/g	0.99	2.5	0.328	0.152 J	23.2	79.6 J	37.6	5.89	16.7	1.86	< 0.0543 U	< 0.0544 U	< 0.0537 U	1.1	1.14	0.136 J
PCB-076	70362-48-0	ng/g	< 0.0738 U	< 0.0783 U	< 0.0759 U	< 0.0723 U	< 0.0782 U	< 0.0787 U	< 0.0791 U	< 0.077 U	< 0.0741 U	< 0.0774 U	< 0.0776 U	< 0.0777 U	< 0.0767 U	< 0.078 U	< 0.0742 U	< 0.0747 U
PCB-077	32598-13-3	ng/g	11.8 J	25.1 J+	2.21 J+	1.12 J+	123 J	335 J	88.7 J	55 J	156 J	39.2 J	< 0.039 U	< 0.0391 U	< 0.0386 U	11.3 J+	12.3 J+	1.29 J+
PCB-078	70362-49-1	ng/g	< 0.0768 U	< 0.0814 U	< 0.079 U	< 0.0752 U	< 0.0813 U	< 0.0819 U	7.05	< 0.0802 U	< 0.0771 U	< 0.0805 U	< 0.0807 U	< 0.0809 U	< 0.0798 U	< 0.0811 U	< 0.0772 U	< 0.0777 U
PCB-079	41464-48-6	ng/g	< 0.043 U	< 0.0457 U	< 0.0443 U	< 0.0422 U	< 0.0456 U	< 0.0459 U	< 0.0462 U	< 0.0449 U	< 0.0432 U	< 0.0451 U	< 0.0452 U	< 0.0454 U	< 0.0448 U	< 0.0455 U	< 0.0433 U	< 0.0436 U
PCB-081	70362-50-4	ng/g	0.921 J	2.19 J+	< 0.0702 U	< 0.0668 U	10.8 J+	28.1 J+	7.61 J+	5.27 J+	14 J+	2.89 J+	< 0.0717 U	< 0.0719 U	< 0.0709 U	0.975 J+	0.918 J+	< 0.069 U
PCB-082	52663-62-4	ng/g	7.4 J	9.48	0.896	0.578	83.3 J	265 J	118 J	24.8	87.3 J	16.3	< 0.0762 U	< 0.0764 U	< 0.0754 U	5.08	5.54	0.544
PCB-083/109	PCB-83/109	ng/g	2.67 J	6.13	0.708	0.327	39.8 J	158 J	73.5 J	13.9	35.6	6.46	< 0.175 U	< 0.175 U	< 0.173 U	2.73	2.89	0.332
PCB-084	52663-60-2	ng/g	11.3 J	14.8	1.63	0.699	160 J	657 J	342 J	36.6	130 J	14.6 J	< 0.0687 U	< 0.0689 U	< 0.068 U	6.04 J	6.41 J	0.555 J
PCB-085/120	PCB-85/120	ng/g	12 J	36.9	4.25	1.9	158 J	362 J	185 J	72.4 J	184 J	46.8 J	< 0.112 U	< 0.113 U	< 0.111 U	17.1	17.7	1.77
PCB-086/097	PCB-86/97	ng/g	14.2 J	30	2.86	1.54	164 J	481 J	218 J	71.3 J	201 J	39.3 J	< 0.129 U	< 0.13 U	< 0.128 U	14.4 J	15.1 J	1.57 J
PCB-087/115/116	PCB-87/115/116	ng/g	20.1 J	44.6 J	4.35	2.18	265 J	764 J	309 J	104 J	305 J	60.7 J	< 0.317 U	< 0.318 U	< 0.314 U	19.9	20.9	2.13
PCB-088/121	PCB-88/121	ng/g	< 0.149 U	< 0.158 U	< 0.153 U	< 0.146 U	3.76	8.55	3.05	0.639 J	3.23	0.334	< 0.156 UJ	< 0.157 UJ	< 0.155 UJ	< 0.157 U	< 0.149 U	< 0.15 U
PCB-089/090/101	PCB-89/90/101	ng/g	34.1 J	93.7 J	9.83	4.38	435 J	1250 J	535 J	197 J	534 J	106 J	0.559	< 0.112 U	< 0.11 U	41.9 J	43.9 J	4.36
PCB-091	68194-05-8	ng/g	9.28 J	17.9	2.17	0.898	148 J	548 J	251 J	42.2 J	133 J	21.4 J	< 0.0684 U	< 0.0685 U	< 0.0676 U	7.73 J	8.01 J	0.864 J
PCB-092	52663-61-3	ng/g	6.03 J	18.4	2.11	0.817	107 J	409 J	179 J	38.9 J	104 J	19 J	< 0.0286 U	< 0.0287 U	< 0.0283 U	8.04 J	8.6 J	0.946 J
PCB-093/095	PCB-93/95	ng/g	27.6 J	53.5 J	5.84	2.43	437 J	1630 J	792 J	118 J	405 J	54.5 J	< 0.086 U	< 0.0862 U	< 0.0851 U	22.1	23	2.46
PCB-094	73575-55-0	ng/g	< 0.0443 U	1.14	< 0.0456 U	< 0.0434 U	10.1	40.3 J	15.4	2.82	7.84	0.996	< 0.0466 U	< 0.0467 U	< 0.0461 U	0.474	0.595	< 0.0449 U
PCB-096	73575-54-9	ng/g	0.976	0.611	< 0.0587 U	< 0.0559 U	12.7	53.7 J	27.7	1.48 J	9.28	0.692	< 0.0599 U	< 0.0601 U	< 0.0593 UJ	0.214	< 0.0573 U	< 0.0577 U
PCB-098/102	PCB-98/102	ng/g	2.92 J	4.56	0.745	0.246	50.2 J	203 J	88.3 J	10.4	41.6 J	5.26	< 0.0983 U	< 0.0986 U	< 0.0973 U	2.06	1.96	< 0.0947 U
PCB-099	38380-01-7	ng/g	21.8 J	73.1 J	8.06	3.38	289 J	874 J	364 J	152 J	355 J	80.9 J	0.509	< 0.0463 U	< 0.0457 U	34 J	35.2 J	3.77 J
PCB-100	39485-83-1	ng/g	< 0.0544 U	1.02	< 0.056 U	< 0.0533 U	6.02	20.8	7.82	2.04	4.75	0.931	< 0.0572 U	< 0.0573 U	< 0.0566 U	0.38	0.502	< 0.0551 U
PCB-103	60145-21-3	ng/g	< 0.055 U	0.862	< 0.0566 U	< 0.0538 U	8.61	33.5	13.8	2.72	7	1.2	< 0.0578 U	< 0.0579 U	< 0.0572 U	0.483	0.501	< 0.0556 U
PCB-104	56558-16-8	ng/g	< 0.0421 U	< 0.0447 U	< 0.0433 U	< 0.0413 U	0.213	1.05	0.402	< 0.044 UJ	0.221	< 0.0442 U	< 0.0443 U	< 0.0444 U	< 0.0438 UJ	< 0.0445 U	< 0.0423 U	< 0.0426 U
PCB-105/127	PCB-105/127	ng/g	17.3 J	53.4 J	4.82	2.7	211 J	507 J	152 J	156 J	317 J	98.9 J	< 0.0695 U	< 0.0697 U	< 0.0688 U	31.8	34.3	3.17
PCB-106/118	PCB-106/118	ng/g	35.2 J	108 J	10.9	5.57	421 J	1110 J	406 J	250 J	570 J	161 J	0.41	< 0.14 U	< 0.139 U	57.9 J	61.4 J	5.71
PCB-107/108	PCB-107/108	ng/g	2.92 J	9.74	1.01	0.474	38.1	114 J	43.9 J	22.4	48.7 J	13.8	< 0.125 U	< 0.126 U	< 0.124 U	5	5.38	0.47
PCB-110	38380-03-9	ng/g	46 J	128 J	13.5	6.16	656 J	2330 J	1050 J	254 J	682 J	141 J	0.427	< 0.0467 U	< 0.0461 U	45.7 J	49 J	4.76
PCB-111/117	PCB-111/117	ng/g	< 0.268 U	< 0.285 U	< 0.276 U	< 0.263 U	< 0.284 U	< 0.286 UJ	< 0.288 UJ	< 0.28 U	< 0.269 UJ	< 0.281 UJ	< 0.282 U	< 0.283 U	< 0.279 U	< 0.284 UJ	< 0.27 UJ	< 0.272 UJ
PCB-112	74472-36-9	ng/g	< 0.0542 U	0.508	< 0.0558 U	< 0.0531 U	3.9	12.9	4.22	1.26	3.19	0.742	< 0.057 U	< 0.0571 U	< 0.0564 U	0.235	0.287	< 0.0549 U
PCB-113	68194-10-5	ng/g	< 0.0449 U	0.692	< 0.0462 U	< 0.044 U	4.11	19.2	8.71	1.51	3.28	< 0.0471 U	< 0.0472 U	< 0.0473 U	< 0.0467 U	0.344	< 0.0451 U	< 0.0454 U
PCB-114	74472-37-0	ng/g	0.886 J	4.14	0.432	< 0.0684 U	15.6	43 J	14.3	10.9	22.4	5.59	< 0.0734 U	< 0.0736 U	< 0.0727 U	2.47	2.62	0.317
PCB-119	56558-17-9	ng/g	1.33 J	4.67	0.49	0.245	23.7	87.1 J	35.6	9.86	22.5	4.79	< 0.0566 U	< 0.0567 U	< 0.056 U	2.24	2.42	0.308
PCB-122	76842-07-4	ng/g	0.85 J	2.06	< 0.0794 U	< 0.0756 U	7.81	17.5	5.84	4.25	10.6	3.4	< 0.0811 U	< 0.0813 U	< 0.0802 U	0.907	1.01	< 0.0781 U
PCB-123	65510-44-3	ng/g	1.33 J	4.21 J+	0.645 J+	0.222 J+	15.5 J+	36 J+	13.7 J+	8.39 J	20.5 J+	5.75 J+	< 0.0629 UJ	< 0.063 UJ	< 0.0622 UJ	1.99 J+	2.08 J+	0.273 J+
PCB-124	70424-70-3	ng/g	1.34 J	4.3	0.442	0.219	16.4	34.6	11.3	9.61	22.9	6.28	< 0.0353 U	< 0.0353 U	< 0.0349 U	1.91	2.09	0.293
PCB-125	74472-39-2	ng/g	< 0.041 U	0.548	< 0.0422 U	< 0.0402 U	2.35	6.09	1.88	1.09	3.39	0.822	< 0.0431 U	< 0.0432 U	< 0.0426 U	0.244	0.344	< 0.0415 U
PCB-126	57465-28-8	ng/g	< 0.0481 U	< 0.051 U	< 0.0495 U	< 0.0471 U	3.84 J+	11.3 J+	< 0.0516 U	2.49 J+	4.94 J+	1.5 J+	< 0.0505 U	< 0.0507 U	< 0.05 U	0.631 J+	0.56 J+	< 0.0487 U
PCB-128	38380-07-3	ng/g	2.86 J	15.6	1.53	0.662	44 J	131 J	50.9 J	23.9	56.5 J	16.4	< 0.0697 U	< 0.0699 U	< 0.069 U	6.4	6.82	0.683
PCB-129	55215-18-4	ng/g	0.881 J	3.54	0.349	0.163 J	11.4	32.1	11.5	5.01	14.1	3.55	< 0.0964 U	< 0.0966 U	< 0.0953 U	1.06	1.42	< 0.0928 U
PCB-130	52663-66-8	ng/g	1.15 J	5.4	0.575	0.275	15.6	54.7 J	22.1	8.46	19	5.36	< 0.0952 U	< 0.0954 U	< 0.0942 U	2.06	2.28	0.213
PCB-131/142	PCB-131/142	ng/g	< 0.0203 U	0.737	< 0.0209 U	< 0.0199 U	3.51	11	3.93	1.32	3.09	0.855	< 0.0213 U	< 0.0214 U	< 0.0211 U	0.237	< 0.0204 U	< 0.0206 U
PCB-132/168	PCB-132/168	ng/g	4.81 J	19.6	1.93	0.788	75.9 J	255 J	107 J	33.5	86.7 J	20	< 0.141 U	< 0.141 U	< 0.139 U	7.44	8	0.75
PCB-133	35694-04-3	ng/g	< 0.0971 U	1.23	< 0.0999 U	< 0.0951 U	4.01	13.4	6.01	1.96	4.2	1.22	< 0.102 U	< 0.102 U	< 0.101 U	0.523	0.586	< 0.0982 U
PCB-134	52704-70-8	ng/g	0.771 J	3.07	0.318	0.129 J	12.2	40.7 J	16.7	5.43	13.3	3	< 0.136 U	< 0.136 U	< 0.134 U	1.11	1.03	< 0.13 U
PCB-135/144	PCB-135/144	ng/g	1.79 J	9.13	0.98	0.357	33.8	115 J	48.1 J	14	36.1	8.25	< 0.113 U	< 0.113 U	< 0.112 U	3.35	3.51	0.343
PCB-136	38411-22-2	ng/g	1.47 J	5.42	0.593	0.223	25.5	86.4 J	38.8	9.39	26.3	5.46	< 0.0793 U	< 0.0795 U	< 0.0785 U	1.86	2.05	0.203
PCB-137	35694-06-5	ng/g	1 J	4.79	0.488	0.179 J	15.6	43 J	16.4	6.97	18.7	5.05	< 0.129 U	< 0.13 U	< 0.128 U	1.65	1.7	0.193
PCB-138/163/164	PCB-138/163/164	ng/g	14.4 J	84 J	8.29	3.23	244 J	645 J	231 J	127 J	286 J	85.2 J	0.964	< 0.136 U	< 0.134 U	33.6	35.1	3.56
PCB-139/149	PCB-139/149	ng/g	8.49 J	41.7 J	4.36	1.75	147 J	480 J	205 J	64.5 J	166 J	40 J	0.441	< 0.157 U	< 0.155 U	16.1	17.1	1.67
PCB-140	59291-64-4	ng/g	< 0.0596 U	0.499	< 0.0614 U	< 0.0584 U	1.53	5.71	2.89	< 0.0623 U	1.79	0.461	< 0.0627 U	< 0.0628 U	< 0.062 U	0.195 J	0.254	< 0.0603 U
PCB-141	52712-04-6	ng/g	2.35 J	11	1.26	0.383	35.2	95 J	34.7 J	15.9	44.9 J	11.2 J	< 0.118 U	< 0.118 U	< 0.116 U	3.77 J	4.07 J	0.403 J
PCB-143	68194-15-0	ng/g	< 0.06 U	0.329	< 0.0617 U	< 0.0588 U	1.28	4.1	1.73	< 0.0626 U	1.27	0.407	< 0.0631 U	< 0.0632 U	< 0.0624 U	0.14 J	< 0.0603 U	< 0.0607 U
PCB-145	74472-40-5	ng/g	< 0.0749 U	< 0.0795 U	< 0.0771 U	< 0.0734 U	0.279	0.784	0.384	< 0.0782 U	0.203	< 0.0785 U	< 0.0787 U	< 0.0789 U	< 0.0779 U	< 0.0792 U	< 0.0753 U	< 0.0758 U
PCB-146	51908-16-8	ng/g	1.36 J	7.97	0.92	0.301	24.9	80.7 J	34.5	12.2	28.2	7.31	< 0.0562 U	< 0.0563 U	< 0.0556 U	3.14	3.33	0.324
PCB-147	68194-13-8	ng/g	0.371 J	1.92	0.224	0.101 J	7.48	22.2	8.07	3.36	7.36	1.99	< 0.0762 U	< 0.0764 U	< 0.0754 U	0.824	0.897	< 0.0734 U
PCB-148	74472-41-6	ng/g	< 0.0646 U	< 0.0686 U	< 0.0665 U	< 0.0633 U	0.507	1.43	0.839	< 0.0675 U	0.396	< 0.0678 U	< 0.068 U	< 0.0681 U	< 0.0672 U	< 0.0683 U	< 0.065 U	< 0.0654 U
PCB-150	68194-08-1	ng/g	< 0.0741 U	< 0.0787 U	< 0.0763 U	< 0.0726 U	0.456	1.54	0.501	< 0.0774 U	0.443	< 0.0778 U	< 0.0779 U	< 0.0781 U	< 0.0771 U	< 0.0784 U	< 0.0746 U	< 0.0751 U
PCB-151	52663-63-5	ng/g	2.1 J	8.34	0.897	0.345	36.4	121 J	51.9 J	14.7	38.3 J	9.13	< 0.0603 U	< 0.0605 U	< 0.0597 U	3.32	3.48	0.364
PCB-152	68194-09-2	ng/g	< 0.082 U	0.102 J	< 0.0844 U	< 0.0803 U	0.75	2.49	0.948	< 0.0856 U	0.654	0.152 J	< 0.0862 U	< 0.0864 U	< 0.0853 U	< 0.0866 U	< 0.0824 U	< 0.083 U

Table 12
Phase 2 Reach Floodplain Soil Analytical Results
Phase 2 Data Evaluation Summary Memorandum
Lower Neponset River
Boston and Milton, Massachusetts

Analyte	CAS Number	Units	24D-0192 24D-0192-CS 6/24/2024 N 2 - 3 ft	24D-0193 24D-0193-AS 6/27/2024 N 0 - 1 ft	24D-0193 24D-0193-BS 6/27/2024 N 1 - 2 ft	24D-0193 24D-0193-CS 6/27/2024 N 2 - 2.5 ft	24D-0194 24D-0194-AS 6/28/2024 N 0 - 1 ft	24D-0194 24D-0194-BS 6/28/2024 N 1 - 2 ft	24D-0194 24D-0194-CS 6/28/2024 N 2 - 2.6 ft	24D-0195 24D-0195-AS 6/6/2024 N 0 - 1 ft	24D-0196 24D-0196-AS 6/28/2024 N 0 - 1 ft	24D-0196 24D-0196-BS 6/28/2024 N 1 - 1.4 ft	24D-0197 24D-0197-AS 6/6/2024 N 0 - 1 ft	24D-0197 24D-0197-BS 6/6/2024 N 1 - 2 ft	24D-0197 24D-0197-CS 6/6/2024 N 2 - 2.4 ft	24D-0198 24D-0198-AD 6/28/2024 FD 0 - 1 ft	24D-0198 24D-0198-AS 6/28/2024 N 0 - 1 ft	24D-0198 24D-0198-BS 6/28/2024 N 1 - 1.5 ft
PCB-153	35065-27-1	ng/g	8.71 J	49.7 J	5.17	1.98	146 J	405 J	160 J	76.5 J	178 J	47.5 J	0.755	< 0.0438 U	< 0.0432 U	20.2	21.4	2.13
PCB-154	60145-22-4	ng/g	< 0.0473 U	0.74	< 0.0487 U	< 0.0464 U	3.52	12.5	5.59	1.65	3.54	0.888	< 0.0497 U	< 0.0499 U	< 0.0492 U	0.376	0.401	< 0.0479 U
PCB-155	33979-03-2	ng/g	< 0.0399 U	< 0.0423 U	< 0.041 U	< 0.0391 U	< 0.0422 U	< 0.0425 U	< 0.0428 U	< 0.0416 UJ	< 0.04 U	< 0.0418 U	< 0.0419 U	< 0.042 U	< 0.0415 U	< 0.0421 U	< 0.0401 U	< 0.0404 U
PCB-156	38380-08-4	ng/g	1.48 J	7.89	0.753	0.366	23.7	79.2 J	24.8 J	17.3	33.2 J	9.89 J	< 0.0607 U	< 0.0609 U	< 0.0601 U	4 J	4.25 J	0.402 J
PCB-157	69782-90-7	ng/g	< 0.0553 UJ	2.36 J+	< 0.0569 U	0.115 J+	6.75 J+	21.2 J+	8.01 J+	4.51 J+	9.26 J+	2.73 J+	< 0.0582 U	< 0.0583 U	< 0.0575 U	1.03 J+	1.14 J+	0.104 J+
PCB-158/160	PCB-158/160	ng/g	1.42 J	7.22	0.604	0.262	24.9	72.2 J	24	11.4	29.9	7.22	< 0.123 U	< 0.123 U	< 0.121 U	2.64	2.53	0.256
PCB-159	39635-35-3	ng/g	< 0.0658 U	< 0.0698 U	< 0.0677 U	< 0.0644 U	1.4	4.23	1.77	0.851 J	1.48	0.592	< 0.0691 UJ	< 0.0693 UJ	< 0.0684 UJ	0.214	0.237	< 0.0666 U
PCB-161	74472-43-8	ng/g	< 0.062 U	< 0.0658 U	< 0.0638 U	< 0.0608 U	< 0.0657 U	< 0.0662 U	< 0.0665 U	< 0.0648 U	< 0.0623 U	< 0.0651 U	< 0.0652 U	< 0.0654 U	< 0.0645 U	< 0.0656 U	< 0.0624 U	< 0.0628 U
PCB-162	39635-34-2	ng/g	< 0.0635 U	< 0.0674 UJ	< 0.0654 UJ	< 0.0622 UJ	1.2 J	3.49	< 0.0681 U	0.764	1.58	0.401	< 0.0668 U	< 0.0669 U	< 0.0661 U	0.17 J	0.199	< 0.0643 U
PCB-165	74472-46-1	ng/g	< 0.0889 UJ	< 0.0943 U	< 0.0915 U	< 0.0871 U	< 0.0942 U	1.44	< 0.0953 U	< 0.0928 U	< 0.0892 U	< 0.0932 U	< 0.0934 U	< 0.0936 U	< 0.0924 U	< 0.0939 U	< 0.0894 U	< 0.0899 U
PCB-166	41411-63-6	ng/g	< 0.0796 U	< 0.0844 UJ	< 0.0819 UJ	< 0.0779 UJ	1.36 J	4.37	1.3	0.855	1.47	0.562	< 0.0836 U	< 0.0838 U	< 0.0827 U	0.192 J	0.284	< 0.0805 U
PCB-167	52663-72-6	ng/g	0.537 J	3.67	0.387	0.148 J	9.79	26.8	9.85	5.93	12.3	3.63	< 0.0572 U	< 0.0573 U	< 0.0566 U	1.37	1.53	0.184 J
PCB-169	32774-16-6	ng/g	< 0.0481 U	< 0.051 U	< 0.0495 U	< 0.0471 U	< 0.0509 U	< 0.0513 U	< 0.0516 U	< 0.0502 U	< 0.0483 U	< 0.0504 U	< 0.0505 U	< 0.0507 U	< 0.05 U	< 0.0508 U	< 0.0483 U	< 0.0487 U
PCB-170/190	PCB-170/190	ng/g	2.98 J	14.5	1.49	0.579	42.2 J	141 J	55 J	18.1	51.3 J	15.9	< 0.294 U	< 0.294 U	< 0.291 U	6.28	6.58	0.663
PCB-171	52663-71-5	ng/g	0.699 J	3.28	0.368	0.127 J	10.7	35.7	13.8	4.4	12.1	3.57	< 0.0656 U	< 0.0658 U	< 0.0649 U	1.22	1.33	0.173 J
PCB-172/192	PCB-172/192	ng/g	< 0.138 U	1.9	< 0.142 U	< 0.135 U	5.41	17.8	7.42	2.84	6.14	1.86	< 0.145 U	< 0.145 U	< 0.143 U	0.729	0.693	< 0.14 U
PCB-173	68194-16-1	ng/g	< 0.084 U	0.365	< 0.0865 U	< 0.0823 U	0.953	2.96	1.14	< 0.0877 U	1.05	0.416	< 0.0883 U	< 0.0885 U	< 0.0874 U	0.149 J	< 0.0845 U	< 0.085 U
PCB-174	38411-25-5	ng/g	2.37 J	12.3	1.16	0.454	35.1	114 J	47.2 J	16.2	42.4 J	12.1	< 0.104 U	< 0.104 U	< 0.103 U	4.75	4.92	0.431
PCB-175	40186-70-7	ng/g	< 0.06 U	0.33	< 0.0617 U	< 0.0588 U	1.44	4.7	1.82	0.443	1.37	0.394	< 0.0631 U	< 0.0632 U	< 0.0624 U	0.122 J	0.12 J	< 0.0607 U
PCB-176	52663-65-7	ng/g	< 0.0646 U	0.983	< 0.0665 U	< 0.0633 U	3.94	13.8	5.68	1.48	4.25	1.15	< 0.068 U	< 0.0681 U	< 0.0672 U	0.34	0.348	< 0.0654 U
PCB-177	52663-70-4	ng/g	1.36 J	7.16	0.655	0.352	21	71.9 J	30 J	10.7	24.6 J	7.62 J	< 0.0881 U	< 0.0883 U	< 0.0872 U	3.09 J	3.25 J	0.318 J
PCB-178	52663-67-9	ng/g	0.449 J	2.7	0.364	< 0.0774 U	7.71	25.7	10.7	4.14	8.51	2.59	< 0.083 U	< 0.0832 U	< 0.0822 U	1.12	1.21	0.166 J
PCB-179	52663-64-6	ng/g	0.973 J	4.03	0.403	0.163 J	12.8	44 J	18.5	6.25	14.3	4.29	< 0.0611 U	< 0.0613 U	< 0.0605 U	1.61	1.64	0.194
PCB-180	35065-29-3	ng/g	4.82 J	22.8	2.44	0.861	74 J	246 J	97.5 J	34	86.4 J	25.6	0.352	< 0.0569 U	< 0.0562 U	8.65	8.85	0.917
PCB-181	74472-47-2	ng/g	< 0.0883 U	< 0.0937 U	< 0.0909 U	< 0.0865 U	< 0.0936 U	< 0.0942 U	< 0.0947 U	< 0.0922 U	< 0.0887 U	< 0.0926 U	< 0.0928 U	< 0.0931 U	< 0.0918 U	< 0.0933 U	< 0.0888 U	< 0.0894 U
PCB-182/187	PCB-182/187	ng/g	2.49 J	14.7	1.58	0.559	41.1 J	133 J	56.2 J	19.1	45.5 J	13.5	0.316	< 0.173 U	< 0.171 U	6.03	6.16	0.528
PCB-183	52663-69-1	ng/g	1.12 J	4.98	0.546	0.195	17.9	57.7 J	23.7	7.05	19.2	5.25	< 0.0715 U	< 0.0717 U	< 0.0707 U	1.58	1.78	0.17 J
PCB-184	74472-48-3	ng/g	< 0.0464 U	< 0.0492 U	< 0.0477 U	< 0.0455 U	< 0.0491 U	< 0.0495 U	< 0.0498 U	< 0.0484 U	< 0.0466 U	< 0.0486 U	< 0.0488 U	< 0.0489 U	< 0.0482 U	< 0.049 U	< 0.0466 U	< 0.047 U
PCB-185	52712-05-7	ng/g	< 0.068 U	1.72	0.159 J	< 0.0666 U	4.21	13.2	5.51	2.15	5.18	1.57	< 0.0715 U	< 0.0717 U	< 0.0707 U	0.489	0.691	< 0.0688 U
PCB-186	74472-49-4	ng/g	< 0.0697 U	< 0.0739 U	< 0.0717 U	< 0.0683 U	< 0.0738 U	< 0.0743 U	< 0.0747 U	< 0.0728 U	< 0.07 U	< 0.0731 U	< 0.0732 U	< 0.0734 U	< 0.0725 U	< 0.0736 U	< 0.0701 U	< 0.0705 U
PCB-188	74487-85-7	ng/g	< 0.0507 U	< 0.0538 UJ	< 0.0522 UJ	< 0.0496 UJ	< 0.0537 UJ	0.152 J	< 0.0544 U	< 0.0529 U	< 0.0509 U	< 0.0531 U	< 0.0533 U	< 0.0534 U	< 0.0527 U	< 0.0536 U	< 0.051 U	< 0.0513 U
PCB-189	39635-31-9	ng/g	< 0.0522 U	0.668 J+	< 0.0537 U	< 0.0511 U	1.89 J+	6.27 J+	2.53 J+	0.935 J	2.35 J+	0.717 J+	< 0.0548 U	< 0.055 U	< 0.0543 U	0.274 J+	0.275 J+	< 0.0528 U
PCB-191	74472-50-7	ng/g	< 0.129 U	0.471 J	< 0.133 UJ	< 0.126 UJ	1.41 J	4.62	1.81	0.843 J	1.46	0.468	< 0.136 U	< 0.136 U	< 0.134 U	0.147 J	0.149 J	< 0.131 U
PCB-193	69782-91-8	ng/g	0.37	1.43	< 0.179 U	< 0.17 U	3.61	11.4	4.29	3.32 J	4.26	1.37	< 0.183 U	< 0.183 U	< 0.181 U	0.608	0.641	< 0.176 U
PCB-194	35694-08-7	ng/g	3.31 J	12	2.28	1.35	22.5	83.5 J	35.6 J	13.2 J	30.1 J	9.74 J	< 0.157 U	< 0.157 U	< 0.155 U	3.56 J	4.02 J	< 0.151 UJ
PCB-195	52663-78-2	ng/g	< 0.142 U	3.38	0.423	< 0.139 U	7.71	27.8	12.3	4.85 J	9.87	3.47	< 0.149 U	< 0.149 U	< 0.147 U	1.62	1.62	< 0.144 U
PCB-196/203	PCB-196/203	ng/g	1.5 J	9.56	1.24	0.495	24.9	81.1 J	34.8 J	14.3 J	28.3 J	9.01 J	< 0.131 U	< 0.132 U	< 0.13 U	3.48 J	3.81 J	0.424 J
PCB-197	33091-17-7	ng/g	< 0.0555 U	0.292	< 0.0571 U	< 0.0544 U	0.738	2.46	1.14	< 0.058 U	0.774	< 0.0582 U	< 0.0584 U	< 0.0585 U	< 0.0577 U	< 0.0587 U	< 0.0558 U	< 0.0562 U
PCB-198	68194-17-2	ng/g	< 0.0943 U	0.735	< 0.097 U	< 0.0924 U	1.07	3.62	2.12	< 0.0984 UJ	1.44	0.559	< 0.0991 U	< 0.0993 U	< 0.098 U	< 0.0996 U	< 0.0948 U	< 0.0954 U
PCB-199	52663-75-9	ng/g	1.62 J	9.23	1.06	0.516	20.6	67.4 J	29.1	13.8 J	24.7	7.76	< 0.0911 U	< 0.0913 U	< 0.0901 U	3.55	3.58	0.323
PCB-200	52663-73-7	ng/g	< 0.0805 U	1.16	< 0.0828 U	< 0.0789 U	2.47	7.96	3.29	0.997	2.85	0.86	< 0.0846 U	< 0.0848 U	< 0.0837 U	0.357	0.386	< 0.0815 U
PCB-201	40186-71-8	ng/g	< 0.0483 U	0.778	< 0.0497 U	< 0.0473 U	2.55	7.49	3.33	0.952 J	2.45	0.715	< 0.0507 UJ	< 0.0508 UJ	< 0.0502 UJ	0.176 J	0.224	< 0.0488 U
PCB-202	2136-99-4	ng/g	< 0.0604 U	1.86	0.286	< 0.0591 U	3.99	11 J	4.55 J	1.96 J	4.11 J	1.39 J	< 0.0635 UJ	< 0.0636 UJ	< 0.0628 UJ	0.575 J	0.608 J	< 0.0611 UJ
PCB-204	74472-52-9	ng/g	< 0.0933 U	< 0.099 U	< 0.0961 U	< 0.0914 U	< 0.0989 U	< 0.0996 U	< 0.1 U	< 0.0975 U	< 0.0937 U	< 0.0979 U	< 0.0981 U	< 0.0984 U	< 0.0971 U	< 0.0987 U	< 0.0939 U	< 0.0945 U
PCB-205	74472-53-0	ng/g	< 0.0516 U	0.626	< 0.0531 U	< 0.0506 U	1.08	4.04	2.14	< 0.0539 UJ	1.45	0.559	< 0.0543 U	< 0.0544 U	< 0.0537 U	0.266	< 0.0519 U	< 0.0522 U
PCB-206	40186-72-9	ng/g	< 0.0496 UJ	12.5	1.2	0.306	12.3	29.4	13.7	4.94 J	13.2	4.01	< 0.0521 U	< 0.0522 U	< 0.0515 U	1.91	2	< 0.0502 U
PCB-207	52663-79-3	ng/g	< 0.0654 U	1.05	< 0.0673 U	< 0.0641 U	1.29	3.39	1.83	< 0.0683 UJ	1.36	0.468	< 0.0687 U	< 0.0689 U	< 0.068 U	< 0.0691 U	< 0.0658 U	< 0.0662 U
PCB-208	52663-77-1	ng/g	< 0.0654 U	5.13	0.437	0.154 J	3.62	7.08	3.7	1.32 J	3.85	0.786	< 0.0687 U	< 0.0689 U	< 0.068 U	0.475	0.502	< 0.0662 U
PCB-209	2051-24-3	ng/g	< 0.043 UJ	15.1 J	1.38 J	0.279 J	5.58 J	8.78	6.4	1.79 J	7.08	1.45	< 0.0452 UJ	< 0.0454 UJ	< 0.0448 UJ	1.09	1.04	< 0.0436 U
Total Decachlorobiphenyls	RA_Total_DECPCB	ng/g	< 0.043 U	15.1	1.38	0.279	5.58	8.78	6.4	1.79	7.08	1.45	< 0.0452 U	< 0.0454 U	< 0.0448 U	1.09	1.04	< 0.0436 U
Total Dichlorobiphenyls	RA_Total_DIPCB	ng/g	25.241	46.57	4.7	3.015	833.38	2857	1720.9	94.7	276.74	59.27	< 0.111 U	< 0.111 U	< 0.110 U	29.358	37.166	3.17
Total Heptachlorobiphenyls	RA_Total_HEPPCB	ng/g	17.631	94.317	9.165	3.29	285.373	943.902	382.8	131.951	330.37	98.365	0.668	< 0.294 U	< 0.291 U	37.188	38.637	3.56
Total Hexachlorobiphenyls	RA_Total_HEXPCB	ng/g	55.95	295.957	29.628	11.757	959.922	2872.68	1129.22	467.36	1124.24	298.408	2.16	< 0.157 U	< 0.155 U	116.971	123.598	11.782
Total Monochlorobiphenyls	RA_Total_MONPCB	ng/g	< 0.0462 U	2.373	< 0.0476 U	< 0.0453 U	27.3	67.25	26.47	6.97	13.4	4.09	< 0.0486 U	< 0.0487 U	< 0.0481 U	1.989	2.346	< 0.0468 U
Total Nonachlorobiphenyls	RA_Total_NONPCB	ng/g	< 0.0654 U	18.68	1.637	0.46	17.21	39.87	19.23	6.26	18.41	5.264	< 0.0687 U	< 0.0689 U	< 0.0680 U	2.385	2.502	< 0.0662 U
Total Octachlorobiphenyls	RA_Total_OCTPCB	ng/g	6.43	39.621	5.289	2.361	87.608	296.37	128.37	50.059	106.044	34.063	< 0.157 U	< 0.157 U	< 0.155 U	13.584	14.248	0.747
Total Pentachlorobiphenyls	RA_Total_PENPCB	ng/g	277.532	726.971	75.688	34.965	3797.01	12087.6	5270.42	1622.96	4279.22	918.947	1.905	< 0.318 U	< 0.314 U	334.002	352.299	34.602
Total Tetrachlorobiphenyls	RA_Total_TETPCB	ng/g	787.258	784.71	83.835	42.647	12898.2	39125.3	17864.2	2646.51	11243	1029.41	1.536	1.423	< 0.183 U	417.083	449.449	43.865
Total Trichlorobiphenyls	RA_Total_TRICPB	ng/g	235.14	203.69	24.622	13.03	5809.6	30731	18492.3	917.971	3396.79	278.989	0.308	0.666	0.291	139.547	155.16	14.439
Total PCB Congeners	RA_Tot_PCB_Cong	ng/g	1405.18	2227.99	235.944	111.804	24721.2	89029.8	45040.3	5946.53	20795.2	2728.25	6.577	2.089	0.291	1093.2	1176.44	112.165
Total PCB TEQ (Bird)	RA-TEQ-B-PCB	ng/g	0.68443727	1.48194448	0.11121982	0.0563775	7.6441868	20.7668307	5.2202318	3.54752355	9.7382375	2.41242197	0.0000041	< 0	< 0	0.73014534	0.76768385	0.06496097
Total PCB TEQ (Fish)	RA-TEQ-F-PCB	ng/g	0.001924165	0.00452669	0.000310685	0.000157605	0.04042615	0.11319735	0.01583095	0.022854825	0.05223505	0.014306035	0.00000205	< 0	< 0	0.00527667	0.005026975	0.0001798
Total PCB TEQ (Mammal)	RA-TEQ-M-PCB	ng/g	0.00315829	0.00869714	0.00075911	0.00038563	0.4206969	1.2268141	0.0300887	0.26969995	0.5434103	0.16343321	0.0000123	< 0	< 0	0.06754752	0.06073325	0.0004338
TAL Metals and Mercury																		
Aluminum	7429-90-5	mg/kg	4600	12000	14000	9200	9300	11000	12000	7000	4800	5400	12000	7900	7200	10000	11000	8300
Calcium	7440-70-2	mg/kg	1200	730	830	770	3700	2500	2500	1700	3200	2400	460 J	1200	1700	820	800	950
Iron	7439-89-6	mg/kg	8600	12000	18000	18000	16000	13000	16000	15000	11000	12000	14000	14000	12000	14000	15000	14000
Magnesium	7439-95-4	mg/kg	1500	1400	2000	2000	2300	2600	2800	3000	1500	1500	2400	3100	2300	2400	2300	2400
Potassium	7440-09-7	mg/kg	190 J	290 J	< 630 U	< 520 U	120 J	300 J	340 J	290 J	160 J	200 J	370 J	390 J	370	220 J	230 J	190 J
Sodium	7440-23-5	mg/kg	< 470 UJ	< 670 U	< 630 UJ	< 520 UJ	< 780 UJ	< 820 UJ	150 J-	140 J	250 J-	140 J-	< 470 U	78 J	120 J	< 480 UJ	< 490 UJ	< 440 UJ
Antimony	7440-36-0	mg/kg	< 0.89 U	1.7	< 1.2 U	< 1.0 U	1.7	1.6	1.9	< 1.1 U	< 1.3 U	< 1.3 U	< 1.2 UJ	< 0.81 UJ	< 0.86 UJ	< 1.0 U	< 1.0 U	< 1.1 U
Arsenic	7440-38-2	mg/kg	2.1	11	3.0	3.0	6.1	6.0	12	2.3	2.0	1.7	4.0 J	2.2 J	2.5 J	6.0	5.0	4.4
Barium	7440-39-3	mg/kg	23	35	31	36	72	58	66	29	50	36	17	13	17	26	23	23
Beryllium	7440-41-7	mg/kg	< 0.45 U	< 0.56 U	< 0.58 U	< 0.51 U	< 0.85 U	< 0.60 U	< 0.79 U	< 0.52 U	< 0.66 U	< 0.63 U	0.84 J+	< 0.40 U	< 0.43 U	< 0.51 U	< 0.51 U	< 0.53 U

Table 12
Phase 2 Reach Floodplain Soil Analytical Results
Phase 2 Data Evaluation Summary Memorandum
Lower Neponset River
Boston and Milton, Massachusetts

Analyte	CAS Number	Units	24D-0192 24D-0192-CS 6/24/2024 N 2 - 3 ft	24D-0193 24D-0193-AS 6/27/2024 N 0 - 1 ft	24D-0193 24D-0193-BS 6/27/2024 N 1 - 2 ft	24D-0193 24D-0193-CS 6/27/2024 N 2 - 2.5 ft	24D-0194 24D-0194-AS 6/28/2024 N 0 - 1 ft	24D-0194 24D-0194-BS 6/28/2024 N 1 - 2 ft	24D-0194 24D-0194-CS 6/28/2024 N 2 - 2.6 ft	24D-0195 24D-0195-AS 6/6/2024 N 0 - 1 ft	24D-0196 24D-0196-AS 6/28/2024 N 0 - 1 ft	24D-0196 24D-0196-BS 6/28/2024 N 1 - 1.4 ft	24D-0197 24D-0197-AS 6/6/2024 N 0 - 1 ft	24D-0197 24D-0197-BS 6/6/2024 N 1 - 2 ft	24D-0197 24D-0197-CS 6/6/2024 N 2 - 2.4 ft	24D-0198 24D-0198-AD 6/28/2024 FD 0 - 1 ft	24D-0198 24D-0198-AS 6/28/2024 N 0 - 1 ft	24D-0198 24D-0198-BS 6/28/2024 N 1 - 1.5 ft
Cadmium	7440-43-9	mg/kg	0.093 J	0.36 J-	0.67	0.40 J	1.1	1.3	1.4	< 0.52 UJ	0.16 J	0.11 J	< 0.60 UJ	< 0.40 UJ	< 0.43 UJ	0.10 J	0.12 J	< 0.53 U
Chromium, Total	7440-47-3	mg/kg	19 JEB	110 JEB	25 JEB	19 JEB	97 JEB	130 JEB	150 JEB	23 EB	23 JEB	26 JEB	13 JEB	7.1 JEB	7.4 JEB	32 JEB	25 JEB	25 JEB
Cobalt	7440-48-4	mg/kg	4.3	4.9 J+	5.2	6.8	6.1	6.3	8.5	3.9	3.6	3.7	4.3	4.9	5.0	5.8	5.2	8.4
Copper	7440-50-8	mg/kg	17 J+	110 J	31 J+	11 J+	94 J+	130 J+	160 J+	31	29 J+	25 J+	19 J	16 J	20 J	33 J+	27 J+	25 J+
Lead	7439-92-1	mg/kg	20	200	42	9.9	280	230	260	56	62	41	24	4.6	4.1	50	43	14
Manganese	7439-96-5	mg/kg	250 JEB	250 JEB	300 JEB	360 JEB	380 JEB	140 JEB	160 JEB	150 EB	170 JEB	170 JEB	180 JEB	190 JEB	190 JEB	180 JEB	160 JEB	240 JEB
Nickel	7440-02-0	mg/kg	8.5 EB	9.1 JEB	10 EB	10 EB	15 EB	18 EB	17 EB	8.3	8.2 EB	8.8 EB	8.6	6.6	7.1	13 EB	11 EB	16 EB
Selenium	7782-49-2	mg/kg	< 2.2 U	0.92 J	< 2.9 U	< 2.5 U	< 4.2 U	0.92 J	< 3.9 U	0.35 J	1.2 J	0.54 J	0.70 J-	< 2.0 UJ	< 2.2 UJ	0.37 J	0.52 J	< 2.6 U
Silver	7440-22-4	mg/kg	0.085 J	0.47 J+	0.099 J	< 0.51 U	0.69 J	0.71 J	0.60 J	0.17 J	0.32 J	0.46 J	0.12 J	< 0.40 U	< 0.43 U	0.12 J	0.12 J	0.058 J
Thallium	7440-28-0	mg/kg	0.040 J	0.11 J	0.070 J	0.046 J	0.068 J	0.10 J	0.13 J	< 0.52 U	< 0.66 U	0.063 J	0.15 J	0.036 J	0.039 J	0.071 J	0.081 J	0.069 J
Vanadium	7440-62-2	mg/kg	16	34	23	28	38	41	36	17	17	12	26	11	12	32	28	34
Zinc	7440-66-6	mg/kg	47 JEB	96 JEB	150 JEB	150 JEB	200 JEB	310 JEB	320 JEB	39 EB	46 JEB	43 JEB	29 JEB	18 JEB	18 JEB	42 JEB	36 JEB	40 JEB
Mercury	7439-97-6	mg/kg	0.050 J	1.3	0.22	0.082 J	1.4	1.7	2.3	0.33	0.34	0.28	< 0.12 U	< 0.098 U	< 0.091 U	0.27	0.26	0.069 J
TCL VOCs																		
1,1,1-Trichloroethane (TCA)	71-55-6	ug/kg	< 6.1 U	< 6.3 U	< 7.1 U	< 7.2 U	< 9.6 U	< 8.6 U	< 8.0 U	< 5.7 U	< 740 U	-	< 5.7 U	< 5.6 U	< 5.6 U	< 5.7 U	< 5.3 U	< 5.3 UJ
1,1,2,2-TETRACHLOROETHANE	79-34-5	ug/kg	< 6.1 U	< 6.3 U	< 7.1 U	< 7.2 U	< 9.6 U	< 8.6 U	< 8.0 U	< 5.7 U	< 9.7 U	-	< 5.7 U	< 5.6 U	< 5.6 U	< 5.7 U	< 5.3 U	< 5.3 U
1,1,2-TRICHLORO-1,2,2-TRIFLUOROETHANE	76-13-1	ug/kg	< 6.1 U	< 6.3 U	< 7.1 U	< 7.2 U	< 9.6 U	< 8.6 U	< 8.0 U	< 5.7 U	< 740 U	-	< 5.7 U	< 5.6 U	< 5.6 U	< 5.7 U	< 5.3 U	< 5.3 UJ
1,1,2-Trichloroethane	79-00-5	ug/kg	< 6.1 U	< 6.3 U	< 7.1 U	< 7.2 U	< 9.6 U	< 8.6 U	< 8.0 U	< 5.7 U	< 9.7 U	-	< 5.7 U	< 5.6 U	< 5.6 U	< 5.7 U	< 5.3 UJ	< 5.3 U
1,1-Dichloroethane	75-34-3	ug/kg	< 6.1 U	< 6.3 U	< 7.1 U	< 7.2 U	< 9.6 U	< 8.6 U	< 8.0 U	< 5.7 U	< 9.7 U	-	< 5.7 U	< 5.6 U	< 5.6 U	< 5.7 U	< 5.3 U	< 5.3 U
1,1-Dichloroethene	75-35-4	ug/kg	< 6.1 UJ	< 6.3 U	< 7.1 U	< 7.2 U	< 9.6 U	< 8.6 U	< 8.0 U	< 5.7 U	< 9.7 U	-	< 5.7 UJ	< 5.6 UJ	< 5.6 UJ	< 5.7 U	< 5.3 U	< 5.3 U
1,2,3-Trichlorobenzene	87-61-6	ug/kg	< 6.1 U	< 6.3 U	< 7.1 U	< 7.2 U	< 750 U	< 8.6 U	< 8.0 U	< 5.7 U	< 740 U	-	< 5.7 U	< 5.6 U	< 5.6 U	< 5.7 U	< 5.3 U	< 5.3 UJ
1,2,3-TRICHLOROPROPANE	96-18-4	ug/kg	< 6.1 U	< 6.3 U	< 7.1 U	< 7.2 U	< 9.6 U	< 8.6 U	< 8.0 U	< 5.7 U	< 9.7 U	-	< 5.7 U	< 5.6 U	< 5.6 U	< 5.7 U	< 5.3 U	< 5.3 UJ
1,2,4-TRICHLOROBENZENE	120-82-1	ug/kg	< 6.1 U	< 6.3 U	< 7.1 U	< 7.2 U	< 750 U	< 8.6 U	< 8.0 U	< 5.7 U	< 740 U	-	< 5.7 U	< 5.6 U	< 5.6 U	< 5.7 U	< 5.3 U	< 5.3 UJ
1,2,4-Trimethylbenzene	95-63-6	ug/kg	< 6.1 U	< 6.3 U	< 7.1 U	< 7.2 U	< 750 U	< 8.6 U	< 8.0 U	< 5.7 U	< 740 U	-	< 5.7 U	< 5.6 U	< 5.6 U	< 5.7 U	< 5.3 U	< 5.3 U
1,2-Dibromo-3-Chloropropane	96-12-8	ug/kg	< 6.1 U	< 6.3 U	< 7.1 U	< 7.2 U	< 750 U	< 8.6 U	< 8.0 U	< 5.7 U	< 740 U	-	< 5.7 U	< 5.6 U	< 5.6 U	< 5.7 U	< 5.3 U	< 5.3 U
1,2-Dibromoethane (Ethylene Dibromide)	106-93-4	ug/kg	< 6.1 U	< 6.3 U	< 7.1 U	< 7.2 U	< 9.6 U	< 8.6 U	< 8.0 U	< 5.7 U	< 740 U	-	< 5.7 U	< 5.6 U	< 5.6 U	< 5.7 U	< 5.3 U	< 5.3 UJ
1,2-Dichlorobenzene	95-50-1	ug/kg	< 6.1 U	< 6.3 U	< 7.1 U	< 7.2 U	< 750 U	< 8.6 U	< 8.0 U	< 5.7 U	< 740 U	-	< 5.7 U	< 5.6 U	< 5.6 U	< 5.7 U	< 5.3 U	< 5.3 UJ
1,2-Dichloroethane	107-06-2	ug/kg	< 6.1 U	< 6.3 U	< 7.1 U	< 7.2 U	< 9.6 U	< 8.6 U	< 8.0 U	< 5.7 U	< 740 U	-	< 5.7 U	< 5.6 U	< 5.6 U	< 5.7 U	< 5.3 U	< 5.3 UJ
1,2-DICHLOROPROPANE	78-87-5	ug/kg	< 6.1 U	< 6.3 U	< 7.1 U	< 7.2 U	< 9.6 U	< 8.6 U	< 8.0 U	< 5.7 U	< 9.7 U	-	< 5.7 U	< 5.6 U	< 5.6 U	< 5.7 U	< 5.3 U	< 5.3 UJ
1,3,5-Trimethylbenzene (Mesitylene)	108-67-8	ug/kg	< 6.1 U	< 6.3 U	< 7.1 U	< 7.2 U	< 750 U	< 8.6 U	< 8.0 U	< 5.7 U	< 740 U	-	< 5.7 U	< 5.6 U	< 5.6 U	< 5.7 U	< 5.3 U	< 5.3 U
1,3-DICHLOROBENZENE	541-73-1	ug/kg	< 6.1 U	< 6.3 U	< 7.1 U	< 7.2 U	< 750 U	< 8.6 U	< 8.0 U	< 5.7 U	< 740 U	-	< 5.7 U	< 5.6 U	< 5.6 U	< 5.7 U	< 5.3 U	< 5.3 UJ
1,4-DICHLOROBENZENE	106-46-7	ug/kg	< 6.1 U	< 6.3 U	< 7.1 U	< 7.2 U	< 750 U	< 8.6 U	< 8.0 U	< 5.7 U	< 740 U	-	< 5.7 U	< 5.6 U	< 5.6 U	< 5.7 U	< 5.3 U	< 5.3 UJ
2-HEXANONE	591-78-6	ug/kg	< 12 U	< 13 U	< 14 U	< 14 U	< 19 U	< 17 U	< 16 U	< 11 U	< 19 U	-	< 11 U	< 11 U	< 11 U	< 11 U	R	< 11 U
ACETONE	67-64-1	ug/kg	< 12 U	< 13 U	< 14 U	< 14 U	< 19 U	32 EB	< 16 U	< 11 U	< 19 U	-	< 11 U	< 11 U	< 11 U	< 11 U	7.9 JEB	< 11 U
Benzene	71-43-2	ug/kg	< 6.1 UJ	< 6.3 U	< 7.1 U	< 7.2 U	< 9.6 U	< 8.6 U	< 8.0 U	< 5.7 U	< 9.7 U	-	< 5.7 U	< 5.6 U	< 5.6 U	< 5.7 U	< 5.3 U	< 5.3 U
BROMOCHLOROMETHANE	74-97-5	ug/kg	< 6.1 U	< 6.3 U	< 7.1 U	< 7.2 U	< 9.6 U	< 8.6 U	< 8.0 U	< 5.7 U	< 9.7 U	-	< 5.7 U	< 5.6 U	< 5.6 U	< 5.7 U	< 5.3 U	< 5.3 U
BROMODICHLOROMETHANE	75-27-4	ug/kg	< 6.1 U	< 6.3 U	< 7.1 U	< 7.2 U	< 9.6 U	< 8.6 U	< 8.0 U	< 5.7 U	< 9.7 U	-	< 5.7 U	< 5.6 U	< 5.6 U	< 5.7 U	< 5.3 U	< 5.3 UJ
BROMOFORM	75-25-2	ug/kg	< 6.1 U	< 6.3 U	< 7.1 U	< 7.2 U	< 750 U	< 8.6 U	< 8.0 U	< 5.7 U	< 740 U	-	< 5.7 U	< 5.6 U	< 5.6 U	< 5.7 U	< 5.3 U	< 5.3 U
BROMOMETHANE	74-83-9	ug/kg	< 6.1 U	< 6.3 U	< 7.1 U	< 7.2 U	< 9.6 U	< 8.6 U	< 8.0 U	< 5.7 U	< 9.7 U	-	< 5.7 U	< 5.6 U	< 5.6 U	< 5.7 U	< 5.3 U	< 5.3 U
CARBON DISULFIDE	75-15-0	ug/kg	< 6.1 U	< 6.3 U	< 7.1 U	< 7.2 U	< 9.6 U	< 8.6 U	< 8.0 U	< 5.7 U	< 9.7 U	-	< 5.7 U	< 5.6 U	< 5.6 U	< 5.7 U	< 5.3 U	< 5.3 U
CARBON TETRACHLORIDE	56-23-5	ug/kg	< 6.1 U	< 6.3 U	< 7.1 U	< 7.2 U	< 9.6 U	< 8.6 U	< 8.0 U	< 5.7 U	< 740 U	-	< 5.7 U	< 5.6 U	< 5.6 U	< 5.7 U	< 5.3 U	< 5.3 UJ
Chlorobenzene	108-90-7	ug/kg	< 6.1 UJ	< 6.3 U	< 7.1 U	< 7.2 U	< 9.6 U	< 8.6 U	< 8.0 U	< 5.7 U	< 9.7 U	-	< 5.7 U	< 5.6 U	< 5.6 U	< 5.7 U	< 5.3 U	< 5.3 UJ
CHLOROETHANE	75-00-3	ug/kg	< 6.1 U	< 6.3 U	< 7.1 U	< 7.2 U	< 9.6 U	< 8.6 U	< 8.0 U	< 5.7 U	< 9.7 U	-	< 5.7 U	< 5.6 U	< 5.6 U	< 5.7 U	< 5.3 U	< 5.3 U
Chloroform	67-66-3	ug/kg	< 6.1 U	< 6.3 U	< 7.1 U	< 7.2 U	< 9.6 U	< 8.6 U	< 8.0 U	< 5.7 U	< 9.7 U	-	< 5.7 U	< 5.6 U	< 5.6 U	< 5.7 U	< 5.3 U	< 5.3 U
CHLOROMETHANE	74-87-3	ug/kg	< 6.1 U	< 6.3 U	< 7.1 U	< 7.2 U	< 9.6 U	< 8.6 U	< 8.0 U	< 5.7 U	< 9.7 U	-	< 5.7 U	< 5.6 U	< 5.6 U	< 5.7 U	< 5.3 U	< 5.3 U
CIS-1,2-DICHLOROETHYLENE	156-59-2	ug/kg	< 6.1 U	< 6.3 U	< 7.1 U	< 7.2 U	< 9.6 U	< 8.6 U	< 8.0 U	< 5.7 U	< 9.7 U	-	< 5.7 U	< 5.6 U	< 5.6 U	< 5.7 U	< 5.3 U	< 5.3 U
cis-1,3-Dichloropropene	10061-01-5	ug/kg	< 6.1 U	< 6.3 U	< 7.1 U	< 7.2 U	< 9.6 U	< 8.6 U	< 8.0 U	< 5.7 U	< 9.7 U	-	< 5.7 U	< 5.6 U	< 5.6 U	< 5.7 U	< 5.3 UJ	< 5.3 U
Cyclohexane	110-82-7	ug/kg	< 6.1 U	< 6.3 U	< 7.1 U	< 7.2 U	< 9.6 U	< 8.6 U	< 8.0 U	< 5.7 U	< 9.7 U	-	< 5.7 U	< 5.6 U	< 5.6 U	< 5.7 U	< 5.3 U	< 5.3 UJ
DIBROMOCHLOROMETHANE	124-48-1	ug/kg	< 6.1 U	< 6.3 U	< 7.1 U	< 7.2 U	< 9.6 U	< 8.6 U	< 8.0 U	< 5.7 U	< 9.7 U	-	< 5.7 U	< 5.6 U	< 5.6 U	< 5.7 U	< 5.3 U	< 5.3 U
Dichlorodifluoromethane	75-71-8	ug/kg	< 6.1 U	< 6.3 U	< 7.1 U	< 7.2 U	< 9.6 U	< 8.6 U	< 8.0 U	< 5.7 U	< 9.7 U	-	< 5.7 U	< 5.6 U	< 5.6 U	< 5.7 U	< 5.3 U	< 5.3 U
Ethylbenzene	100-41-4	ug/kg	< 6.1 U	< 6.3 U	< 7.1 U	< 7.2 U	< 9.6 U	< 8.6 U	< 8.0 U	< 5.7 U	< 9.7 U	-	< 5.7 U	< 5.6 U	< 5.6 U	< 5.7 U	< 5.3 U	< 5.3 U
Isopropylbenzene (Cumene)	98-82-8	ug/kg	< 6.1 U	< 6.3 U	< 7.1 U	< 7.2 U	< 750 U	< 8.6 U	< 8.0 U	< 5.7 U	< 740 U	-	< 5.7 U	< 5.6 U	< 5.6 U	< 5.7 U	< 5.3 U	< 5.3 U
m,p-Xylene	179601-23-1	ug/kg	< 6.1 U	< 6.3 U	< 7.1 U	< 7.2 U	< 9.6 U	< 8.6 U	< 8.0 U	< 5.7 U	< 9.7 U	-	< 5.7 U	< 5.6 U	< 5.6 U	< 5.7 U	< 5.3 U	< 5.3 U
METHYL ACETATE	79-20-9	ug/kg	< 6.1 U	< 6.3 U	< 7.1 U	< 7.2 U	< 9.6 U	< 8.6 U	< 8.0 U	< 5.7 U	< 740 U	-	< 5.7 U	< 5.6 U	< 5.6 U	< 5.7 U	< 5.3 U	< 5.3 UJ
Methyl Ethyl Ketone (2-Butanone)	78-93-3	ug/kg	< 12 U	< 13 U	< 14 U	< 14 U	< 19 U	8.8 J	< 16 U	< 11 U	< 19 U	-	< 11 U	< 11 U	< 11 U	< 11 U	< 11 U	< 11 U
METHYL ISOBUTYL KETONE (4-METHYL-2-PENTANONE)	108-10-1	ug/kg	< 12 U	< 13 U	< 14 U	< 14 U	< 19 U	< 17 U	< 16 U	< 11 U	< 19 U	-	< 11 U	< 11 U	< 11 U	< 11 U	R	< 11 U
Methylcyclohexane	108-87-2	ug/kg	< 6.1 U	< 6.3 U	< 7.1 U	< 7.2 U	< 9.6 U	< 8.6 U	< 8.0 U	< 5.7 U	< 9.7 U	-	< 5.7 U	< 5.6 U	< 5.6 U	< 5.7 U	< 5.3 U	< 5.3 UJ
Methylene Chloride	75-09-2	ug/kg	< 6.1 U	< 6.3 U	< 7.1 U	< 7.6 U	< 9.6 U	< 8.6 U	< 8.0 U	< 5.7 U	< 740 U	-	< 5.7 U	< 5.6 U	11 J+	< 5.7 U	< 5.3 U	< 5.3 UJ
o-Xylene (1,2-Dimethylbenzene)	95-47-6	ug/kg	< 6.1 U	< 6.3 U	< 7.1 U	< 7.2 U	< 9.6 U	< 8.6 U	< 8.0 U	< 5.7 U	< 9.7 U	-	< 5.7 U	< 5.6 U	< 5.6 U	< 5.7 U	< 5.3 U	< 5.3 U
Styrene	100-42-5	ug/kg	< 6.1 U	< 6.3 U	< 7.1 U	< 7.2 U	< 9.6 U	< 8.6 U	< 8.0 U	< 5.7 U	< 9.7 U	-	< 5.7 U	< 5.6 U	< 5.6 U	< 5.7 U	< 5.3 U	< 5.3 U
TERT-BUTYL METHYL ETHER	1634-04-4	ug/kg	< 6.1 U	< 6.3 U	< 7.1 U	< 7.2 U	< 9.6 U	< 8.6 U	< 8.0 U	< 5.7 U	< 740 U	-	< 5.7 U	< 5.6 U	< 5.6 U	< 5.7 U	< 5.3 U	< 5.3 UJ
Tetrachloroethylene (PCE)	127-18-4	ug/kg	< 6.1 U	< 6.3 U	< 7.1 U	< 7.2 U	< 9.6 U	< 8.6 U	< 8.0 U	< 5.7 U	< 9.7 U	-	< 5.7 U	< 5.6 U	< 5.6 U	< 5.7 U	< 5.3 U	< 5.3 U
Toluene	108-88-3	ug/kg	< 6.1 U	< 6.3 U	< 7.1 U	< 7.2 U	< 9.6 U	< 8.6 U	< 8.0 U	< 5.7 U	< 9.7 U	-	< 5.7 U	< 5.6 U	< 5.6 U	< 5.7 U	< 5.3 U	< 5.3 U
Trans-1,2-Dichloroethylene	156-60-5	ug/kg	< 6.1 U	< 6.3 U	< 7.1 U	< 7.2 U	< 9.6 U	< 8.6 U	< 8.0 U	< 5.7 U	< 9.7 U	-	< 5.7 U	< 5.6 U	< 5.6 U	< 5.7 U	< 5.3 U	< 5.3 U
Trans-1,3-Dichloropropene	10061-02-6	ug/kg	< 6.1 U	< 6.3 U	< 7.1 U	< 7.2 U	< 9.6 U	< 8.6 U	< 8.0 U	< 5.7 U	< 9.7 U	-	< 5.7 U	< 5.6 U	< 5.6 U	< 5.7 U	< 5.3 UJ	< 5.3 U
Trichloroethylene (TCE)	79-01-6	ug/kg	< 6.1 UJ	< 6.3 U	< 7.1 U	< 7.2 U	< 9.6 U	< 8.6 U	< 8.0 U	< 5.7 U	< 9.7 U	-	< 5.7 U	< 5.6 U	< 5.6 U	< 5.7 U	< 5.3 U	< 5.3 U
Trichlorofluoromethane	75-69-4	ug/kg	< 6.1 U	< 6.3 U	< 7.1 U	< 7.2 U	< 9.6 U	< 8.6 U	< 8.0 U	< 5.7 U	< 740 U	-	< 5.7 U	< 5.6 U	< 5.6 U	< 5.7 U	< 5.3 U	< 5.3 UJ
Vinyl Chloride	75-01-4	ug/kg	< 6.1 U	< 6.3 U	< 7.1 U	< 7.2 U	< 9.6 U	< 8.6 U	< 8.0 U	< 5.7 U	< 9.7 U	-	< 5.7 U	< 5.6 U	< 5.6 U	< 5.7 U	< 5.3 U	< 5.3 U

Table 12
Phase 2 Reach Floodplain Soil Analytical Results
Phase 2 Data Evaluation Summary Memorandum
Lower Neponset River
Boston and Milton, Massachusetts

Analyte	CAS Number	Units	24D-0192 24D-0192-CS 6/24/2024 N 2 - 3 ft	24D-0193 24D-0193-AS 6/27/2024 N 0 - 1 ft	24D-0193 24D-0193-BS 6/27/2024 N 1 - 2 ft	24D-0193 24D-0193-CS 6/27/2024 N 2 - 2.5 ft	24D-0194 24D-0194-AS 6/28/2024 N 0 - 1 ft	24D-0194 24D-0194-BS 6/28/2024 N 1 - 2 ft	24D-0194 24D-0194-CS 6/28/2024 N 2 - 2.6 ft	24D-0195 24D-0195-AS 6/6/2024 N 0 - 1 ft	24D-0196 24D-0196-AS 6/28/2024 N 0 - 1 ft	24D-0196 24D-0196-BS 6/28/2024 N 1 - 1.4 ft	24D-0197 24D-0197-AS 6/6/2024 N 0 - 1 ft	24D-0197 24D-0197-BS 6/6/2024 N 1 - 2 ft	24D-0197 24D-0197-CS 6/6/2024 N 2 - 2.4 ft	24D-0198 24D-0198-AD 6/28/2024 FD 0 - 1 ft	24D-0198 24D-0198-AS 6/28/2024 N 0 - 1 ft	24D-0198 24D-0198-BS 6/28/2024 N 1 - 1.5 ft
TCL SVOCs																		
1,2,4,5-TETRACHLOROBENZENE	95-94-3	ug/kg	< 210 U	< 240 U	< 220 U	< 210 U	< 320 U	< 300 U	< 290 U	< 220 U	< 320 U	< 300 U	< 210 U	< 180 U	< 180 U	< 200 U	< 200 U	< 200 U
1,4-Dioxane (P-Dioxane)	123-91-1	ug/kg	< 82 U	< 95 U	< 88 U	< 81 U	< 130 U	< 120 U	< 120 U	< 84 U	< 120 U	< 120 U	< 82 U	< 71 U	< 71 U	< 77 U	< 77 U	< 78 U
1-Methylnaphthalene	90-12-0	ug/kg	< 4.0 U	17	1.1 J	< 4.0 U	7.6	1.4 J	< 5.7 U	2.2 J	< 6.1 U	< 5.8 U	< 4.0 U	< 3.5 U	< 3.5 U	2.2 J	3.2 J	< 3.9 U
2,3,4,6-TETRACHLOROPHENOL	58-90-2	ug/kg	< 210 U	< 240 U	< 220 U	< 210 U	< 320 U	< 300 U	< 290 U	< 220 U	< 320 U	< 300 U	< 210 U	< 180 U	< 180 U	< 200 U	< 200 U	< 200 U
2,4,5-TRICHLOROPHENOL	95-95-4	ug/kg	< 210 U	< 240 U	< 220 U	< 210 U	< 320 U	< 300 U	< 290 U	< 220 U	< 320 U	< 300 U	< 210 U	< 180 U	< 180 U	< 200 U	< 200 U	< 200 U
2,4,6-TRICHLOROPHENOL	88-06-2	ug/kg	< 210 U	< 240 U	< 220 U	< 210 U	< 320 U	< 300 U	< 290 U	< 220 U	< 320 U	< 300 U	< 210 U	< 180 U	< 180 U	< 200 U	< 200 U	< 200 U
2,4-DICHLOROPHENOL	120-83-2	ug/kg	< 210 U	< 240 U	< 220 U	< 210 U	< 320 U	< 300 U	< 290 U	< 220 U	< 320 U	< 300 U	< 210 U	< 180 U	< 180 U	< 200 U	< 200 U	< 200 U
2,4-DIMETHYLPHENOL	105-67-9	ug/kg	< 210 U	< 240 UJ	< 220 UJ	< 210 UJ	< 320 U	< 300 UJ	< 290 UJ	< 220 U	< 320 U	< 300 U	< 210 U	< 180 U	< 180 U	< 200 U	< 200 U	< 200 U
2,4-DINITROPHENOL	51-28-5	ug/kg	< 400 U	< 470 U	< 430 U	< 400 U	< 620 U	< 590 U	< 570 U	< 420 U	< 610 U	< 580 U	< 400 U	< 350 UJ	< 350 U	< 380 U	< 380 U	< 390 U
2,4-DINITROTOLUENE	121-14-2	ug/kg	< 210 U	< 240 U	< 220 U	< 210 U	< 320 U	< 300 U	< 290 U	< 220 U	< 320 U	< 300 U	< 210 U	< 180 U	< 180 U	< 200 U	< 200 U	< 200 U
2,6-DINITROTOLUENE	606-20-2	ug/kg	< 210 U	< 240 U	< 220 U	< 210 U	< 320 U	< 300 U	< 290 U	< 220 U	< 320 U	< 300 U	< 210 U	< 180 U	< 180 U	< 200 U	< 200 U	< 200 U
2-CHLORONAPHTHALENE	91-58-7	ug/kg	< 210 U	< 240 U	< 220 U	< 210 U	< 320 U	< 300 U	< 290 U	< 220 U	< 320 U	< 300 U	< 210 U	< 180 U	< 180 U	< 200 U	< 200 U	< 200 U
2-CHLOROPHENOL	95-57-8	ug/kg	< 210 U	< 240 U	< 220 U	< 210 U	< 320 U	< 300 U	< 290 U	< 220 U	< 320 U	< 300 U	< 210 U	< 180 U	< 180 U	< 200 U	< 200 U	< 200 U
2-Methylnaphthalene	91-57-6	ug/kg	< 4.0 U	31	1.9 J	< 4.0 U	9.6	2.0 J	1.7 J	3.1 J	< 6.1 U	< 5.8 U	1.1 J	< 3.5 U	< 3.5 U	3.4 J	5.0	< 3.9 U
2-METHYLPHENOL (O-CRESOL)	95-48-7	ug/kg	< 400 U	< 470 U	< 430 U	< 400 U	< 620 U	< 590 U	< 570 U	< 420 U	< 610 U	< 580 U	< 400 U	< 350 U	< 350 U	< 380 U	< 380 U	< 390 U
2-NITROANILINE	88-74-4	ug/kg	< 210 U	< 240 U	< 220 U	< 210 U	< 320 U	< 300 U	< 290 U	< 220 U	< 320 U	< 300 U	< 210 U	< 180 UJ	< 180 U	< 200 U	< 200 U	< 200 U
2-NITROPHENOL	88-75-5	ug/kg	< 210 U	< 240 U	< 220 U	< 210 U	< 320 U	< 300 U	< 290 U	< 220 U	< 320 U	< 300 U	< 210 U	< 180 U	< 180 U	< 200 U	< 200 U	< 200 U
3,3'-DICHLOROBENZIDINE	91-94-1	ug/kg	< 400 U	< 470 U	< 430 U	< 400 U	< 620 U	< 590 U	< 570 U	< 420 U	< 610 U	< 580 U	< 400 U	< 350 U	< 350 U	< 380 U	< 380 U	< 390 U
3-NITROANILINE	99-09-2	ug/kg	< 400 U	< 470 U	< 430 U	< 400 U	< 620 U	< 590 U	< 570 U	< 420 U	< 610 U	< 580 U	< 400 U	< 350 UJ	< 350 U	< 380 U	< 380 U	< 390 U
4,6-DINITRO-2-METHYLPHENOL	534-52-1	ug/kg	< 400 U	< 470 U	< 430 U	< 400 U	< 620 U	< 590 U	< 570 U	< 420 U	< 610 U	< 580 U	< 400 U	< 350 UJ	< 350 U	< 380 U	< 380 U	< 390 U
4-BROMOPHENYL PHENYL ETHER	101-55-3	ug/kg	< 210 U	< 240 U	< 220 U	< 210 U	< 320 U	< 300 U	< 290 U	< 220 U	< 320 U	< 300 U	< 210 U	< 180 U	< 180 U	< 200 U	< 200 U	< 200 U
4-CHLORO-3-METHYLPHENOL	59-50-7	ug/kg	< 210 U	< 240 U	< 220 U	< 210 U	< 320 U	< 300 U	< 290 U	< 220 U	< 320 U	< 300 U	< 210 U	< 180 U	< 180 U	< 200 U	< 200 U	< 200 U
4-CHLOROANILINE	106-47-8	ug/kg	< 400 U	< 470 U	< 430 U	< 400 U	< 620 U	< 590 U	< 570 U	< 420 U	< 610 U	< 580 U	< 400 U	< 350 U	< 350 U	< 380 U	< 380 U	< 390 U
4-CHLOROPHENYL PHENYL ETHER	7005-72-3	ug/kg	< 210 U	< 240 U	< 220 U	< 210 U	< 320 U	< 300 U	< 290 U	< 220 U	< 320 U	< 300 U	< 210 U	< 180 U	< 180 U	< 200 U	< 200 U	< 200 U
4-METHYLPHENOL (P-CRESOL)	106-44-5	ug/kg	< 400 U	< 470 U	< 430 U	< 400 U	< 620 U	< 590 U	< 570 U	< 420 U	< 610 U	< 580 U	< 400 U	< 350 U	< 350 U	< 380 U	< 380 U	< 390 U
4-Nitroaniline	100-01-6	ug/kg	< 400 U	< 470 U	< 430 U	< 400 U	< 620 U	< 590 U	< 570 U	< 420 U	< 610 U	< 580 U	< 400 U	< 350 UJ	< 350 U	< 380 U	< 380 U	< 390 U
4-NITROPHENOL	100-02-7	ug/kg	< 400 U	< 470 U	< 430 U	< 400 U	< 620 U	< 590 U	< 570 U	< 420 U	< 610 U	< 580 U	< 400 U	< 350 UJ	< 350 U	< 380 U	< 380 U	< 390 U
Acenaphthene	83-32-9	ug/kg	< 4.0 U	17	1.3 J	< 4.0 U	35	5.0 J	2.8 J	6.8	1.8 J	< 5.8 U	1.1 J	< 3.5 U	< 3.5 U	3.2 J	3.5 J	< 3.9 U
ACENAPHTHYLENE	208-96-8	ug/kg	1.3 J	110	7.2	1.7 J	32	8.2	3.2 J	11	2.2 J	< 5.8 U	2.5 J	< 3.5 U	< 3.5 U	15	17	2.6 J
Acetophenone	98-86-2	ug/kg	< 400 U	< 470 U	< 430 U	< 400 U	< 620 U	< 590 U	< 570 U	< 420 U	< 610 U	< 580 U	< 400 U	< 350 U	< 350 U	< 380 U	< 380 U	< 390 U
ANTHRACENE	120-12-7	ug/kg	1.7 J	130	6.8	1.3 J	85	11	6.5	27	6.6	1.3 J	3.8 J	< 3.5 U	< 3.5 U	15	20	2.6 J
ATRAZINE	1912-24-9	ug/kg	< 400 U	< 470 U	< 430 U	< 400 U	< 620 U	< 590 U	< 570 U	< 420 U	< 610 U	< 580 U	< 400 U	< 350 U	< 350 U	< 380 U	< 380 U	< 390 U
BENZALDEHYDE	100-52-7	ug/kg	< 400 U	< 470 U	< 430 U	130 J	< 620 U	< 590 U	< 570 U	< 420 U	< 610 U	< 580 U	< 400 U	< 350 U	< 350 U	< 380 U	< 380 U	< 390 U
BENZO(A)ANTHRACENE	56-55-3	ug/kg	6.2	290	23	5.0	290	34	20	92	27	5.8	17	0.82 J	< 3.5 U	55	70	10
BENZO(A)PYRENE	50-32-8	ug/kg	7.2	140	31	5.8	170	38	23	130	27	6.8	19	0.75 J	< 3.5 U	43	47	10
Benzo(B)Fluoranthene	205-99-2	ug/kg	9.4	430	39	7.8	410	49	30	140	33	8.9	31	1.8 J	1.6 J	77	75	13
Benzo(G,H,I)Perylene	191-24-2	ug/kg	5.0	19	22	4.4	38	24	14	18	18	5.1 J	14	< 3.5 U	< 3.5 U	23	16	7.1
Benzo(K)Fluoranthene	207-08-9	ug/kg	3.6 J	140	14	2.4 J	140	18	11	45	9.9	3.4 J	8.5	< 3.5 U	< 3.5 U	35	37	4.0
BENZYL BUTYL PHTHALATE	85-68-7	ug/kg	< 210 U	< 240 U	< 220 U	< 210 U	< 320 U	< 300 U	< 290 U	< 220 U	< 320 U	< 300 U	< 210 U	< 180 U	< 180 U	< 200 U	< 200 U	< 200 U
BIPHENYL (DIPHENYL)	92-52-4	ug/kg	< 210 U	< 240 U	< 220 U	< 210 U	< 320 U	< 300 U	< 290 U	< 220 U	< 320 U	< 300 U	< 210 U	< 180 U	< 180 U	< 200 U	< 200 U	< 200 U
BIS(2-CHLOROETHOXY) METHANE	111-91-1	ug/kg	< 210 U	< 240 U	< 220 U	< 210 U	< 320 U	< 300 U	< 290 U	< 220 U	< 320 U	< 300 U	< 210 U	< 180 U	< 180 U	< 200 U	< 200 U	< 200 U
BIS(2-CHLOROETHYL) ETHER (2-CHLOROETHYL ETHER)	111-44-4	ug/kg	< 400 U	< 470 U	< 430 U	< 400 U	< 620 U	< 590 U	< 570 U	< 420 U	< 610 U	< 580 U	< 400 U	< 350 U	< 350 U	< 380 U	< 380 U	< 390 U
BIS(2-CHLOROISOPROPYL) ETHER	108-60-1	ug/kg	< 400 U	< 470 U	< 430 U	< 400 U	< 620 U	< 590 U	< 570 U	< 420 U	< 610 U	< 580 U	< 400 U	< 350 U	< 350 U	< 380 U	< 380 U	< 390 U
BIS(2-ETHYLHEXYL) PHTHALATE	117-81-7	ug/kg	< 210 U	65 J	< 220 U	< 210 U	320	< 300 U	< 290 U	57 J	< 320 U	< 300 U	< 210 U	< 180 U	< 180 U	< 200 U	< 200 U	< 200 U
Caprolactam	105-60-2	ug/kg	< 400 U	< 470 U	< 430 U	< 400 U	< 620 U	< 590 U	< 570 U	< 420 U	< 610 U	< 580 U	< 400 U	< 350 U	< 350 U	< 380 U	< 380 U	< 390 U
CARBAZOLE	86-74-8	ug/kg	< 400 U	< 470 U	< 430 U	< 400 U	< 620 U	< 590 U	< 570 U	< 420 U	< 610 U	< 580 U	< 400 U	< 350 U	< 350 U	< 380 U	< 380 U	< 390 U
CHRYSENE	218-01-9	ug/kg	7.0	320	27	5.7	310	35	23	76	17	6.8	14	0.79 J	< 3.5 U	58	47	6.6
DIBENZ(A,H)ANTHRACENE	53-70-3	ug/kg	1.3 J	69	5.3	1.1 J	57	6.6	3.9 J	15	4.3 J	1.2 J	3.1 J	< 3.5 U	< 3.5 U	12 J	25 J	1.8 J
Dibenzofuran	132-64-9	ug/kg	< 210 U	< 240 U	< 220 U	< 210 U	< 320 U	< 300 U	< 290 U	< 220 U	< 320 U	< 300 U	< 210 U	< 180 U	< 180 U	< 200 U	< 200 U	< 200 U
Diethyl Phthalate	84-66-2	ug/kg	< 210 U	< 240 U	< 220 U	< 210 U	< 320 U	< 300 U	< 290 U	< 220 U	< 320 U	< 300 U	< 210 U	< 180 U	< 180 U	< 200 U	< 200 U	< 200 U
DIMETHYL PHTHALATE	131-11-3	ug/kg	< 210 U	< 240 U	< 220 U	< 210 U	< 320 U	< 300 U	< 290 U	< 220 U	< 320 U	< 300 U	< 210 U	< 180 U	< 180 U	< 200 U	< 200 U	< 200 U
Di-N-Butyl Phthalate	84-74-2	ug/kg	< 210 U	< 240 U	< 220 U	< 210 U	< 320 U	< 300 U	< 290 U	< 220 U	< 320 U	< 300 U	< 210 U	< 180 U	< 180 U	< 200 U	< 200 U	< 200 U
DI-N-OCTYLPHTHALATE	117-84-0	ug/kg	< 400 U	< 470 U	< 430 U	< 400 U	< 620 U	< 590 U	< 570 U	< 420 U	< 610 U	< 580 U	< 400 U	< 350 U	< 350 U	< 380 U	< 380 U	< 390 U
FLUORANTHENE	206-44-0	ug/kg	14	560	48	12	800	77	51	180	45	16	33	1.4 J	0.89 J	110	90	15
FLUORENE	86-73-7	ug/kg	< 4.0 U	23	1.8 J	< 4.0 U	34	5.6 J	2.9 J	7.4	1.9 J	< 5.8 U	1.2 J	< 3.5 U	< 3.5 U	4.4	5.0	< 3.9 U
HEXACHLOROBENZENE	118-74-1	ug/kg	< 210 U	< 240 U	< 220 U	< 210 U	< 320 U	< 300 U	< 290 U	< 220 U	< 320 U	< 300 U	< 210 U	< 180 U	< 180 U	< 200 U	< 200 U	< 200 U
Hexachlorobutadiene	87-68-3	ug/kg	< 210 U	< 240 U	< 220 U	< 210 U	< 320 U	< 300 U	< 290 U	< 220 U	< 320 U	< 300 U	< 210 U	< 180 U	< 180 U	< 200 U	< 200 U	< 200 U
HEXACHLOROCYCLOPENTADIENE	77-47-4	ug/kg	< 400 U	< 470 U	< 430 U	< 400 U	< 620 U	< 590 U	< 570 U	< 420 U	< 610 U	< 580 U	< 400 U	< 350 U	< 350 U	< 380 U	< 380 U	< 390 U
HEXACHLOROETHANE	67-72-1	ug/kg	< 210 U	< 240 U	< 220 U	< 210 U	< 320 U	< 300 U	< 290 U	< 220 U	< 320 U	< 300 U	< 210 U	< 180 U	< 180 U	< 200 U	< 200 U	< 200 U
INDENO(1,2,3-C,D)PYRENE	193-39-5	ug/kg	4.0	130	17	3.4 J	110	20	12	54	15	4.0 J	11	< 3.5 U	< 3.5 U	29	43	6.0
ISOPHORONE	78-59-1	ug/kg	< 210 U	< 240 U	< 220 U	< 210 U	< 320 U	< 300 U	< 290 U	< 220 U	< 320 U	< 300 U	< 210 U	< 180 U	< 180 U	< 200 U	< 200 U	< 200 U
Naphthalene	91-20-3	ug/kg	< 4.0 U	47	3.2 J	< 4.0 U	18	5.0 J	3.7 J	5.4 EB	1.3 J	< 5.8 U	1.2 JEB	< 3.5 U	< 3.5 U	4.3	6.5	< 3.9 U
NITROBENZENE	98-95-3	ug/kg	< 210 U	< 240 U	< 220 U	< 210 U	< 320 U	< 300 U	< 290 U	< 220 U	< 320 U	< 300 U	< 210 U	< 180 U	< 180 U	< 200 U	< 200 U	< 200 U
N-NITROSODI-N-PROPYLAMINE	621-64-7	ug/kg	< 210 U	< 240 U	< 220 U	< 210 U	< 320 U	< 300 U	< 290 U	< 220 U	< 320 U	< 300 U	< 210 U	< 180 U	< 180 U	< 200 U	< 200 U	< 200 U
N-NITROSODIPHENYLAMINE	86-30-6	ug/kg	< 210 U	< 240 U	< 220 U	< 210 U	< 320 U	< 300 U	< 290 U	< 220 U	< 320 U	< 300 U	< 210 U	< 180 U	< 180 U	< 200 U	< 200 U	< 200 U
PENTACHLOROPHENOL	87-86-5	ug/kg	< 8.2 U	8.0 J	< 8.8 U	< 8.1 U	< 13 U	< 12 U	< 12 U	< 8.5 U	< 12 U	< 12 U	< 8.2 U	< 7.2 U	< 7.2 U	< 7.8 U	3.6 J	< 7.8 U
PHENANTHRENE	85-01-8	ug/kg	7.6	380	23	5.7	400	45	31	100	25	5.9	17	< 3.5 U	< 3.5 U	56	54	8.1
PHENOL	108-95-2	ug/kg	< 400 U	< 470 U	< 430 U	< 400 U	< 620 U	< 590 U	< 570 U	< 420 U	< 610 U	< 580 U	< 400 U	< 350 U	< 350 U	< 380 U	< 380 U	< 390 U
PYRENE	129-00-0	ug/kg	12	340 J	42 J	9.8 J	440 J	60 J	42 J	200	41	11 J	29	< 3.5 U	< 3.5 U	78 J	69	15

Table 12
Phase 2 Reach Floodplain Soil Analytical Results
Phase 2 Data Evaluation Summary Memorandum
Lower Neponset River
Boston and Milton, Massachusetts

Analyte	CAS Number	Units	24D-0200 24D-0200-AS 6/28/2024 N 0 - 1 ft	24D-0200 24D-0200-BS 6/28/2024 N 1 - 1.6 ft	24D-0201 24D-0201-AS 6/28/2024 N 0 - 1 ft	24D-0201 24D-0201-BS 6/28/2024 N 1 - 2 ft	24D-0202 24D-0202-AS 7/1/2024 N 0 - 0.8 ft	24D-0203 24D-0203-AS 7/1/2024 N 0 - 1 ft	24D-0203 24D-0203-BS 7/1/2024 N 1 - 2 ft	24D-0203 24D-0203-CS 7/1/2024 N 2 - 2.9 ft	24D-0204 24D-0204-AS 5/22/2024 N 0 - 1 ft	24D-0204 24D-0204-BS 5/22/2024 N 1 - 1.9 ft	24D-0205 24D-0205-AS 5/22/2024 N 0 - 1 ft	24D-0205 24D-0205-BS 5/22/2024 N 1 - 2 ft	24D-0206 24D-0206-AS 5/22/2024 N 0 - 1 ft	24D-0206 24D-0206-BS 5/22/2024 N 1 - 2 ft	24D-0206 24D-0206-CS 5/22/2024 N 2 - 3 ft	24D-0207 24D-0207-AS 5/22/2024 N 0 - 1 ft
PCDD/F																		
1,2,3,4,6,7,8-HpCDD	35822-46-9	pg/g	24.5 J	3.15 J	2090	1800	1070	798	107	242	53.8	14.6	11000 J	5440 J	5640 J	620	78.9	44.1
1,2,3,4,6,7,8-HpCDF	67562-39-4	pg/g	18.4 J	2.09 J	1010	930	689	330 J	44.5 J	100 J	77.9	21.9	7000 J	3490 J	2840	360	51.7	34.5
1,2,3,4,7,8,9-HpCDF	55673-89-7	pg/g	1.05 JN	< 0.258 U	42.3	33.1	24.1	17.3	3.06	5.45	3.86	0.999 J	177 J	102 J	90.4	10.1	1.68 JN	1.79 J
1,2,3,4,7,8-HxCDD	39227-28-6	pg/g	1 JN	< 0.362 U	18.1	16.2	14	5.92 JN	1.6 J	2.22 J	2.13 J	0.758 JN	146 J	74.4 J	49.1	5.26	1.29 JN	1.84 J
1,2,3,4,7,8-HxCDF	70648-26-9	pg/g	4.25	< 0.327 U	58.9 J	57.9 J	39.6	36.4	5.01	9.88	18.6	5.86	234 J	124 J	130	14.6	1.8 JN	7.01
1,2,3,6,7,8-HxCDD	57653-85-7	pg/g	1.79 JN	< 0.377 U	112	100	59	42.4 J	6.17 J	12.6 J	5.88	1.54 JN	679 J	371 J	291	34.7	5.35	3.65
1,2,3,6,7,8-HxCDF	57117-44-9	pg/g	3.57	< 0.308 U	35.1 J	28.8 J	24.8 J	18	2.96	5.47	13.2	3.79	144 J	71.5 J	69.3	6.8	1.01 J	5.47
1,2,3,7,8,9-HxCDD	19408-74-3	pg/g	1.46 JN	< 0.333 U	51.2	48.1	33.6	20 J	3.36 J	6.13 J	3.7	1.13 J	371 J	206 J	143	17.5	2.44 J	2.49
1,2,3,7,8,9-HxCDF	72918-21-9	pg/g	< 0.378 U	< 0.376 U	< 1.42 U	< 2.14 U	< 0.924 U	< 1.01 U	< 0.485 U	< 0.676 U	< 0.494 U	< 0.3 U	< 2.53 UJ	< 3.81 UJ	< 1.62 U	< 0.545 U	< 0.305 U	< 0.364 U
1,2,3,7,8-PeCDD	40321-76-4	pg/g	1.14 J	< 0.454 UJ	9.52 JN	8.41 J	5.9	4.81 JN	0.345 JN	1.35 JN	2.22 JN	0.833 JN	54 J	29.8 J	21.5 J	2.77 J	< 0.346 UJ	2.06 J
1,2,3,7,8-PeCDF	57117-41-6	pg/g	2.3 J	< 0.273 U	14.7	12	5.3	10.7 J	1.73 J	3.28 J	4.69	1.38 JN	25.4 J	16.3 J	23.6	2.17 J	< 0.229 U	2.87
2,3,4,6,7,8-HxCDF	60851-34-5	pg/g	6.28	0.505 JN	63.8 J	45.3 J	25.5 J	23.5	3.71	7.2	26.5	7.61	226 J	115 J	104	12.4	1.97 J	9.36
2,3,4,7,8-PeCDF	57117-31-4	pg/g	9.47 J	1.07 J	90.4 J	80.1 J	24.9 J	62.7 J	8.43 J	17.1 J	46.7 J	14.2 J	220 J	108 J	164 J	17.3 J	2.77 J	14.9 J
2,3,7,8-TCDD	1746-01-6	pg/g	< 0.980 UJ	< 0.891 UJ	4.67 J	3.14 J	1.64 JN	1.59 J	< 0.888 UJ	< 0.992 UJ	1.55 J	0.336 JN	23.2 J	11.8 J	8.24 J	1.05 JN	< 0.984 UJ	0.732 J
2,3,7,8-TCDF	51207-31-9	pg/g	3.5	< 0.329 U	27.6	21.3	10	18.8 J	3.31 J	5.94 J	8.75	2.93	58.9 J	41.7 J	45.8	4	0.768	5.14
OCDD	3268-87-9	pg/g	133 J	16.9 J	14200 J	12400 J	7590	6070	826	1800	286 EB	122 EB	60400 JEB	30100 JEB	36300 JEB	4520 EB	448 EB	281 EB
OCDF	39001-02-0	pg/g	20.6 J	1.99 JN	1370	1170	773	402 J	55 J	118 J	83.9	22	5600 J	2890 J	3620	409	94	47.3
Total HpCDD	RA_Total_HpCDD	pg/g	47.4	5.69	3750	3160	1968	1420	193.1	436	103.2	27.3	18510	8970	9900	1169	133.4	83.1
Total HpCDF	RA_Total_HpCDF	pg/g	29.3	3.034	2398.5	2078.7	1333.1	734.89	94.86	216.67	119.66	33.589	14862	7014.6	6496.3	810.26	124.88	58.32
Total HxCDD	RA_Total_HxCDD	pg/g	26.43	< 0.377 U	687.87	657.93	378.64	255.7	39.545	77.704	56.39	17.167	4929.6	2318.2	1745.1	224.95	32.71	34.638
Total HxCDF	RA_Total_HxCDF	pg/g	62.631	4.792	1094.07	893.46	540.33	396.7	55.79	115.95	299.09	90.38	5996.4	3173.9	2463.24	278.15	39.489	102.273
Total PeCDD	RA_Total_PeCDD	pg/g	15.433	< 0.454 U	95.72	85.73	49.73	50.17	3.543	16.715	36.33	12.198	620.42	380.44	228.02	26.43	1.56 U	23.908
Total PeCDF	RA_Total_PeCDF	pg/g	89.158	8.136	771.95	548.51	244.467	420.95	56.301	119.325	500.38	143.348	2604.6	1770.09	1429.61	148.99	23.237	171.759
Total TCDD	RA_Total_TCDD	pg/g	8.676 U	< 0.891 U	40.3	26.748	16.34	23.916	3.49 U	5.93 U	28.115	10.427	163.897	83.267	70.17	6.827	0.69 U	17.972
Total TCDF	RA_Total_TCDF	pg/g	81.172	5.81 U	581.66	428.3	162.64	439.553	75.774	126.253	283.795	93.85	1080.18	538.47	860.84	76.833	12.047	140.173
Total PCDD/F TEQ (Bird)	RA-TEQ-B-DF	pg/g	16.19826	1.146439	170.755	146.758	65.6473	104.3982	14.5744	29.3113	66.96269	20.58729	559.6	296.669	330.831	35.8909	5.0449	26.12033
Total PCDD/F TEQ (Fish)	RA-TEQ-F-DF	pg/g	8.34186	0.611439	102.137	88.834	46.7083	55.5172	7.546	15.4016	35.69119	10.87419	424.685	217.179	213.366	24.1244	3.2912	14.24773
Total PCDD/F TEQ (Mammal)	RA-TEQ-M-DF	pg/g	0.429567	114.515	99.402	56.1589	55.4276	7.3478	15.5723	27.26327	8.25039	531.422	275.066	260.548	29.9808	3.7792	11.74649	14.39928
PCB Congeners																		
PCB-001	2051-60-7	ng/g	< 0.0337 U	< 0.0306 U	20.4	10.7	26.1	4.11 J	0.608 J	1.19 J	< 0.0359 U	< 0.0363 U	1.59 J	< 0.0371 UJ	18	0.585	< 0.037 U	< 0.0355 U
PCB-002	2051-61-8	ng/g	< 0.0472 U	< 0.0429 U	0.233	< 0.0461 U	0.703	< 0.0466 U	< 0.0428 U	< 0.0478 U	< 0.0518 U	< 0.0524 U	< 0.054 UJ	< 0.0534 UJ	0.425	< 0.0517 U	< 0.0534 U	< 0.0511 U
PCB-003	2051-62-9	ng/g	< 0.0486 U	< 0.0442 U	4.86	5.38	19.6	2.36 J	< 0.044 UJ	0.805 J	< 0.0504 U	< 0.051 U	0.805 J	< 0.0521 UJ	8.4	< 0.0504 U	< 0.052 U	< 0.0498 U
PCB-004/010	PCB-4/10	ng/g	< 0.0848 U	< 0.0771 U	53 J	47.1 J	82.8 J	39.8 J	4.4 J	8.01 J	< 0.0901 U	< 0.0912 U	7.14 J	< 0.0931 UJ	64.5 J	2.77	0.362	< 0.0891 U
PCB-005/008	PCB-5/8	ng/g	< 0.078 UJ	< 0.0709 UJ	34.9	46.5 J	84.4 J	46.9 J	5.74 J	10.6 J	< 0.0861 U	< 0.0872 U	9.32 J	1.97 J	63.9 J	2.84	0.356	< 0.0851 U
PCB-006	25569-80-6	ng/g	< 0.0456 UJ	< 0.0415 UJ	7.39	10.7	20.2	10.5 J	1.38 J	2.47 J	< 0.0502 U	< 0.0508 U	1.84 J	< 0.0519 UJ	12.5	0.509	< 0.0518 U	< 0.0496 U
PCB-007/009	PCB-7/9	ng/g	< 0.0858 U	< 0.078 U	1.98	2.97	3.13	2.87 J	0.465 J	0.758 J	< 0.0871 U	< 0.0881 U	< 0.0909 UJ	< 0.0899 UJ	3.74	< 0.0871 U	< 0.0898 U	< 0.0861 U
PCB-011	2050-67-1	ng/g	< 0.0447 U	< 0.0406 U	2.11	3.12	3.89	3.27 J	0.354 J	0.849 J	< 0.0479 U	< 0.0485 U	0.882 J	< 0.0495 UJ	4.46	< 0.0479 U	< 0.0494 U	< 0.0474 U
PCB-012/013	PCB-12/13	ng/g	< 0.111 UJ	< 0.101 UJ	4.84	7.96	12.5	9.34 J	1.13 J	2.15 J	< 0.0863 U	< 0.0873 U	1.39 J	< 0.0891 UJ	18.9	< 0.0863 U	< 0.089 U	< 0.0853 U
PCB-014	34883-41-5	ng/g	< 0.0437 U	< 0.0397 U	< 0.0438 U	< 0.0427 U	< 0.044 U	< 0.0431 U	< 0.0396 U	< 0.0442 U	< 0.0481 U	< 0.0487 U	< 0.0502 UJ	< 0.0497 UJ	< 0.0499 U	< 0.0481 U	< 0.0496 U	< 0.0476 U
PCB-015	2050-68-2	ng/g	0.436 J	< 0.0365 UJ	49 J	114 J	100 J	274 J	35.6 J	71.9 J	< 0.0441 U	< 0.0446 U	28.7 J	6.15 J	332 J	10.5	1.11	0.754
PCB-016/032	PCB-16/32	ng/g	0.606 J	0.647 J	52.9 J	68.7 J	98.7 J	113 J	12.2	24.2	< 0.125 U	< 0.127 U	21 J	4.01 J	174 J	5.08	< 0.129 U	< 0.124 U
PCB-017	37680-66-3	ng/g	0.26 J	0.232 J	68.6 J	89.6 J	69.9 J	122 J	13	24.6	< 0.0552 U	< 0.0558 U	12.4 J	2.64 J	175 J	5.74	0.854	0.508
PCB-018	37680-65-2	ng/g	0.384 J	0.375 J	70.6 J	65.3 J	55.8 J	94 J	10.5	19.6	< 0.0638 U	< 0.0645 U	11.1 J	2.6 J	143 J	4.32	0.589	0.375
PCB-019	38444-73-4	ng/g	< 0.0423 UJ	< 0.0385 UJ	17.4	19.4	35.1	19.2	2.11	4.07	< 0.0434 U	< 0.0439 U	3.46 J	< 0.0448 UJ	29.3	0.967	< 0.0447 U	< 0.0428 U
PCB-020/021/033	PCB-20/21/33	ng/g	< 0.139 UJ	< 0.127 UJ	23.4	24.4	23.6	44.3 J	4.63	10.2	< 0.134 U	< 0.135 U	13.9 J	< 0.138 UJ	80.7 J	2.65	< 0.138 U	< 0.132 U
PCB-022	38444-85-8	ng/g	< 0.0462 UJ	< 0.042 UJ	22.7	40.2 J	31	132 J	13.8	28.8	< 0.0476 U	< 0.0481 U	6.85 J	< 0.0491 UJ	213 J	6.66	0.807	< 0.047 U
PCB-023/034	PCB-23/34	ng/g	< 0.0815 U	< 0.0741 U	1.95	1.45	1.52	4.06 J	< 0.0739 UJ	0.907 J	< 0.0869 U	< 0.0879 U	< 0.0907 UJ	< 0.0897 UJ	3.2	< 0.0869 U	< 0.0896 U	< 0.0859 U
PCB-024/027	PCB-24/27	ng/g	< 0.0938 UJ	0.0919 J	16.2	16.1	25.2	20.5 J	2.25 J	4.22 J	< 0.0844 U	< 0.0854 U	4.33 J	< 0.0872 UJ	44.5 J	1.25	< 0.087 U	< 0.0834 U
PCB-025	55712-37-3	ng/g	0.317 J	0.223 J	33.7	63.4 J	41.2 J	66.6 J	7.21	14.5	< 0.0489 U	< 0.0495 U	4.72 J	< 0.0505 UJ	124 J	3.65	0.503	< 0.0483 U
PCB-026	38444-81-4	ng/g	0.36 J	0.373 J	24.6	27.6	67.6 J	42.9 J	4.88	10.7	< 0.0416 U	< 0.0421 U	9.69 J	< 0.043 UJ	94.3 J	3.01	0.422	< 0.0411 U
PCB-028	7012-37-5	ng/g	1.02 J	0.791 J	723 J	1620 J	172 J	2060 J	221 J	491 J	< 0.0458 U	< 0.0464 U	62.2 J	11.3 J	2060 J	66.7 J	8.23	2.3
PCB-029	15862-07-4	ng/g	< 0.0572 U	< 0.052 U	< 0.0573 U	< 0.0559 U	< 0.0576 U	< 0.0565 U	< 0.0518 U	< 0.0579 U	< 0.0502 UJ	< 0.0508 UJ	< 0.0524 UJ	< 0.0519 UJ	< 0.0521 UJ	< 0.0502 UJ	< 0.0518 UJ	< 0.0496 UJ
PCB-030	35693-92-6	ng/g	< 0.057 U	< 0.0518 U	< 0.0571 U	< 0.0557 U	< 0.0574 U	< 0.0563 U	< 0.0517 U	< 0.0577 U	< 0.046 U	< 0.0466 U	< 0.048 UJ	< 0.0475 UJ	< 0.0478 U	< 0.046 U	< 0.0475 U	< 0.0455 U
PCB-031	16606-02-3	ng/g	0.613 J	0.449 J	340 J	509 J	136 J	352 J	37.8 J	77.7 J	< 0.0579 U	< 0.0586 U	32.8 J	4.96 J	780 J	24.8	3.5	1.14
PCB-035	37680-69-6	ng/g	< 0.0535 U	< 0.0486 U	3.01 J+	5.14 J+	3 J	6.06 J	0.864 J	1.35 J	< 0.0546 U	< 0.0553 U	< 0.057 UJ	< 0.0564 UJ	13.7 J+	< 0.0546 U	< 0.0563 U	< 0.054 U
PCB-036	38444-87-0	ng/g	< 0.0423 U	< 0.0385 U	< 0.0424 U	< 0.0413 U	< 0.0426 U	< 0.0418 U	< 0.0383 U	< 0.0429 U	< 0.0466 U	< 0.0472 U	< 0.0486 UJ	< 0.0481 UJ	5.89	< 0.0466 U	< 0.048 U	< 0.046 U
PCB-037	38444-90-5	ng/g	0.452 J	< 0.0452 UJ	62.9 J	159 J	37.9	341 J	38.9 J	91.4 J	< 0.0512 U	< 0.0518 U	25.6 J	< 0.0529 UJ	425 J	14.3	2.02	1.15
PCB-038	53555-66-1	ng/g	< 0.0635 U	< 0.0577 U	< 0.0636 U	< 0.062 U	< 0.0639 U	< 0.0626 U	< 0.0575 U	< 0.0643 U	< 0.0386 U	< 0.039 U	< 0.0403 UJ	< 0.0398 UJ	35.6	1.34	< 0.0398 U	< 0.0381 U
PCB-039	38444-88-1	ng/g	< 0.0409 U	< 0.0372 U	0.798	1.73	1.14	1.83	< 0.0371 U	0.55	< 0.0237 U	< 0.024 U	< 0.0247 UJ	< 0.0245 UJ	3.08	< 0.0237 U	< 0.0244 U	< 0.0234 U
PCB-040	38444-93-8	ng/g	< 0.0492 UJ	< 0.0447 UJ	44.2 J	34.7	17.9	95.7 J	9.33	21.4	< 0.0395 U	< 0.04 U	9.38 J	< 0.0408 UJ	138 J	4.72	0.815	< 0.0391 U
PCB-041/064	PCB-41/64	ng/g	0.37 J	< 0.075 UJ	133 J	167 J	73.6 J	403 J	39.1 J	95.6 J	< 0.0898 U	< 0.0908 U	31.7 J	8.34 J	600 J	21.1	3.83	0.406
PCB-042	36559-22-5	ng/g	0.239 J	0.234 J	148 J	196 J	55.1 J	274 J	28.4	66.1 J	< 0.0987 U	< 0.0999 U	29.6 J	5.59 J	348 J	12.2	2.34	< 0.0976 U
PCB-043/049	PCB-43/49	ng/g	0.844 J	0.441 J	528 J	900 J	197 J	879 J	94.2 J	214 J	0.415	< 0.106 U	142 J	28.1 J	1280 J	47.4 J	8.91	2.39
PCB-044	41464-39-5	ng/g	0.579 J	0.479 J	273 J	322 J	121 J	644 J	65.5 J	151 J	< 0.0525 U	< 0.0531 U	67.4 J	12.6 J	841 J	29.5	5.4	1.03
PCB-045	70362-45-7	ng/g	< 0.0421 UJ	< 0.0383 UJ	36.4	17.5	19.1	84.2 J	8.25	18	< 0.043 U	< 0.0435 U	14.9 J	2.78 J	100 J	2.98	0.521	< 0.0425 U
PCB-046	41464-47-5	ng/g	< 0.047 U	< 0.0427 U	7.83	4.99	7.45	20.6	2.2	4.6	< 0.0502 U	< 0.0508 U	3.19 J	< 0.0519 UJ	33.4	1.04	< 0.0518 U	< 0.0496 U
PCB-047/048/075	PCB-47/48/75	ng/g	0.741 J	0.238 J	611 J	955 J	138 J	1060 J	115 J	269 J	0.341	< 0.166 U	89.8 J	18 J	1180 J	44.4 J	8.65	1.81
PCB-050	62796-65-0	ng/g	< 0.056 U	< 0.0509 U	1.75	1.97	0.93	3.01	0.291	0.686	< 0.0613 U	< 0.062 U	< 0.064 UJ	< 0.0633 UJ	3.24	< 0.0613 U	< 0.0632 U	< 0.0606 U
PCB-051	68194-04-7	ng/g	< 0.0472 U	< 0.0429 U	29.7	42.7 J	16.4	65.2 J	6.69	14.5	< 0.0521 U	< 0.0528 U	6.35 J	1.39 J	66.2 J	1.86	0.288	< 0.0515 U
PCB-052/073	PCB-52/73	ng/g	0.965 J	0.596 J	499 J	764 J	184 J	1070 J	117 J	271 J	0.396	< 0.121 U	129 J	25.3 J	1190 J	43.9 J	8.65	2.15
PCB-053	41464-41-9	ng/g	< 0.0423 UJ	< 0.0385 UJ	103 J	74.9 J	37.6	206 J	21	47 J	< 0.0464 U	< 0.047 U	22.8 J	6.07 J	231 J	7.46	1.3	< 0.0459 U
PCB-054	15968-05-5	ng/g	< 0.047 U	< 0.0427 U	1.54	1.28	1.41	2.88	0.304	0.705	< 0.0407 U	< 0.0412 U	< 0.0424 UJ	< 0.042 UJ	3.54	< 0.0407 U	< 0.0419 U	< 0.0402 U
PCB-055	74338-24-2	ng/g	< 0.078 U	< 0.0709 U	4.36 J	9.58 J	1.28	15	1.46	3.44	< 0.0529 U	< 0.0535 U	< 0.0552 UJ	< 0.0546 UJ	19.7	0.608	< 0.0545 U	< 0.0523 U

Table 12
Phase 2 Reach Floodplain Soil Analytical Results
Phase 2 Data Evaluation Summary Memorandum
Lower Neponset River
Boston and Milton, Massachusetts

Analyte	CAS Number	Units	24D-0200 24D-0200-AS 6/28/2024 N 0 - 1 ft	24D-0200 24D-0200-BS 6/28/2024 N 1 - 1.6 ft	24D-0201 24D-0201-AS 6/28/2024 N 0 - 1 ft	24D-0201 24D-0201-BS 6/28/2024 N 1 - 2 ft	24D-0202 24D-0202-AS 7/1/2024 N 0 - 0.8 ft	24D-0203 24D-0203-AS 7/1/2024 N 0 - 1 ft	24D-0203 24D-0203-BS 7/1/2024 N 1 - 2 ft	24D-0203 24D-0203-CS 7/1/2024 N 2 - 2.9 ft	24D-0204 24D-0204-AS 5/22/2024 N 0 - 1 ft	24D-0204 24D-0204-BS 5/22/2024 N 1 - 1.9 ft	24D-0205 24D-0205-AS 5/22/2024 N 0 - 1 ft	24D-0205 24D-0205-BS 5/22/2024 N 1 - 2 ft	24D-0206 24D-0206-AS 5/22/2024 N 0 - 1 ft	24D-0206 24D-0206-BS 5/22/2024 N 1 - 2 ft	24D-0206 24D-0206-CS 5/22/2024 N 2 - 3 ft	24D-0207 24D-0207-AS 5/22/2024 N 0 - 1 ft
PCB-056/060	PCB-56/60	ng/g	0.353 J	< 0.153 UJ	134 J	348 J	63.6 J	652 J	65.7 J	160 J	< 0.103 U	< 0.105 U	35.1 J	7.61 J	923 J	33.1	5.75	1.67
PCB-057	70424-67-8	ng/g	< 0.0415 U	< 0.0378 U	4.19	5.18	2.3	7.77 J	0.709 J	1.74 J	< 0.0409 U	< 0.0414 U	< 0.0426 UJ	< 0.0422 UJ	13.3	< 0.0409 U	< 0.0421 U	< 0.0404 U
PCB-058	41464-49-7	ng/g	< 0.0525 U	< 0.0477 U	0.948	1.4	0.546 J	3.04 J	< 0.0476 UJ	0.754 J	< 0.037 U	< 0.0375 U	< 0.0387 UJ	< 0.0383 UJ	3.89	< 0.037 U	< 0.0382 U	< 0.0366 U
PCB-059	74472-33-6	ng/g	< 0.0713 U	< 0.0648 U	18.7	20	9.2	50.9 J	5.06	11	< 0.0726 U	< 0.0734 U	5.62 J	1.66 J	69.6 J	2.16	0.444	< 0.0717 U
PCB-061/074	PCB-61/74	ng/g	0.47	0.127 J	367 J	743 J	72.6 J	708 J	74.3 J	181 J	< 0.0953 U	< 0.0964 U	21.9 J	5.41 J	948 J	35.1	5.82	1.3
PCB-062	54230-22-7	ng/g	< 0.0474 U	< 0.0431 U	< 0.0475 U	< 0.0463 U	< 0.0477 U	< 0.0468 U	< 0.043 U	< 0.048 U	< 0.0506 U	< 0.0512 U	< 0.0528 UJ	< 0.0523 UJ	< 0.0525 U	< 0.0506 U	< 0.0522 U	< 0.05 U
PCB-063	74472-34-7	ng/g	< 0.0382 U	< 0.0347 U	38.4	76.8 J	10.5	75.9 J	8.07	19.5	< 0.038 U	< 0.0385 U	< 0.0397 UJ	< 0.0392 UJ	103 J	3.99	0.659	< 0.0376 U
PCB-065	33284-54-7	ng/g	< 0.0662 U	< 0.0602 U	< 0.0664 U	< 0.0647 U	< 0.0667 U	< 0.0654 U	< 0.06 U	< 0.0671 U	< 0.073 U	< 0.0738 U	< 0.0761 UJ	< 0.0753 UJ	< 0.0757 U	< 0.0729 U	< 0.0752 U	< 0.0721 U
PCB-066/080	PCB-66/80	ng/g	0.859	0.184	541 J	1060 J	139 J	1150 J	124 J	305 J	0.47	< 0.0935 U	101 J	23 J	1500 J	57 J	10.5	2.52
PCB-067	73575-53-8	ng/g	< 0.0601 U	< 0.0547 U	18.6	37.8	4.66	39.5 J	4.27	9.93	< 0.0447 U	< 0.0452 U	< 0.0466 UJ	< 0.0461 UJ	53.4 J	1.87	0.349	< 0.0442 U
PCB-068	73575-52-7	ng/g	< 0.0701 U	< 0.0638 U	5.16 J	8.27 J	3.67	6.55	1.24	2.94	< 0.0529 U	< 0.0535 U	< 0.0552 UJ	< 0.0546 UJ	< 0.0549 U	< 0.0529 U	< 0.0545 U	< 0.0523 U
PCB-069	60233-24-1	ng/g	< 0.0525 U	< 0.0477 U	1.72 J	2.89 J	< 0.0529 U	2.96 J	< 0.0476 UJ	0.726 J	< 0.055 U	< 0.0557 U	< 0.0574 UJ	< 0.0568 UJ	3.92	< 0.055 U	< 0.0567 U	< 0.0543 U
PCB-070	32598-11-1	ng/g	0.956	0.213	478 J	919 J	135 J	1040 J	109 J	264 J	0.625	< 0.0502 U	107 J	22.7 J	1490 J	57.2 J	10.9	3.23
PCB-071	41464-46-4	ng/g	< 0.0611 UJ	< 0.0556 UJ	47.2 J	48.6 J	42.7 J	233 J	23.1	53.9 J	< 0.0672 U	< 0.068 U	19.5 J	4.48 J	248 J	7.77	1.24	< 0.0664 U
PCB-072	41464-42-0	ng/g	< 0.0543 U	< 0.0493 U	6.72	11.3	3.44	14.6	1.78	4	< 0.0596 U	< 0.0603 U	2.39 J	< 0.0615 UJ	18.1	0.786	< 0.0614 U	< 0.0589 U
PCB-076	70362-48-0	ng/g	< 0.0776 U	< 0.0705 U	< 0.0778 U	< 0.0758 U	< 0.0781 U	< 0.0766 U	< 0.0703 U	< 0.0786 U	< 0.0731 U	< 0.074 U	< 0.0763 UJ	< 0.0755 UJ	< 0.0759 U	< 0.0731 U	< 0.0754 U	< 0.0723 U
PCB-077	32598-13-3	ng/g	0.291 J+	< 0.0354 U	52.8 J	105 J	19.1 J+	134 J	16.1 J+	40 J	< 0.0432 U	< 0.0437 U	21 J	4.15 J	183 J	8.1 J+	1.27 J+	0.84 J+
PCB-078	70362-49-1	ng/g	< 0.0807 U	< 0.0734 U	< 0.0809 U	< 0.0788 U	< 0.0813 U	< 0.0797 U	< 0.0731 U	< 0.0817 U	< 0.0374 U	< 0.0379 U	< 0.0391 UJ	< 0.0387 UJ	3.52	< 0.0374 U	< 0.0386 U	< 0.037 U
PCB-079	41464-48-6	ng/g	< 0.0453 U	< 0.0411 U	< 0.0454 U	< 0.0442 U	< 0.0456 U	< 0.0447 U	< 0.041 U	< 0.0458 U	< 0.047 U	< 0.0475 U	1.28 J	< 0.0485 UJ	9.06	< 0.047 U	< 0.0484 U	< 0.0464 U
PCB-081	70362-50-4	ng/g	< 0.0717 U	< 0.0652 U	5.92 J+	11.3 J+	1.62 J	11.2 J+	1.3 J+	3.34 J+	< 0.0733 UJ	< 0.0742 UJ	< 0.0765 UJ	< 0.0757 UJ	17 J	0.781 J	< 0.0756 UJ	< 0.0725 UJ
PCB-082	52663-62-4	ng/g	< 0.0762 U	< 0.0693 U	40.4 J	65.6 J	13	85.8 J	8.53 J	21 J	< 0.0269 U	< 0.0272 U	18.9 J	6.12 J	112 J	4.41	0.85	< 0.0266 U
PCB-083/109	PCB-83/109	ng/g	< 0.175 U	< 0.159 U	21.2	27.1	6.74	36.3	3.77	9.25	< 0.116 U	< 0.117 U	9.1 J	2.91 J	50.1 J	2.2	0.462	< 0.114 U
PCB-084	52663-60-2	ng/g	< 0.0688 UJ	< 0.0625 UJ	55 J	55.1 J	24.1	129 J	12.6 J	30.5 J	< 0.0466 U	< 0.0472 U	35.5 J	13.1 J	176 J	7.28	1.26	< 0.046 U
PCB-085/120	PCB-85/120	ng/g	0.399	< 0.102 U	97.5 J	172 J	26.8	168 J	19.7	47.2 J	< 0.104 U	< 0.105 U	43.2 J	11.3 J	250 J	11.2	2.17	1.02
PCB-086/097	PCB-86/97	ng/g	< 0.129 UJ	< 0.118 UJ	114 J	179 J	28.5	192 J	19.9	49.7 J	< 0.0456 U	< 0.0462 U	42.9 J	13 J	279 J	11.8	2.33	< 0.0451 U
PCB-087/115/116	PCB-87/115/116	ng/g	< 0.317 U	< 0.289 U	144 J	258 J	43.7 J	272 J	28.5	69.3 J	< 0.0294 U	< 0.0298 U	< 0.0307 UJ	< 0.0304 UJ	< 0.0305 U	< 0.0294 U	< 0.0303 U	< 0.0291 U
PCB-088/121	PCB-88/121	ng/g	< 0.156 U	< 0.142 U	1.2	1.23	0.654	2.6 J	0.52 J	0.791 J	< 0.106 U	< 0.108 U	< 0.111 UJ	< 0.11 UJ	3.59	< 0.106 U	< 0.11 U	< 0.105 U
PCB-089/090/101	PCB-89/90/101	ng/g	1.04	< 0.101 U	308 J	483 J	80.5 J	486 J	51.4 J	127 J	1.8	< 0.117 U	121 J	35.2 J	733 J	31.9	6.22	2.58
PCB-091	68194-05-8	ng/g	< 0.0684 UJ	< 0.0622 UJ	68 J	104 J	23.2	129 J	13.3	32.9	< 0.0596 U	< 0.0603 U	33.2 J	10.8 J	162 J	6.69	1.25	< 0.0589 U
PCB-092	52663-61-3	ng/g	< 0.0286 UJ	< 0.026 UJ	61.3 J	95.5 J	19	98.7 J	10.7	26.1	< 0.0262 U	< 0.0265 U	26.1 J	8.56 J	133 J	5.8	1.14	< 0.0259 U
PCB-093/095	PCB-93/95	ng/g	0.511	< 0.0782 U	220 J	334 J	67.1 J	381 J	38.1 J	97.6 J	0.603	< 0.0779 U	116 J	41.6 J	503 J	21.8	3.95	1.35
PCB-094	73575-55-0	ng/g	< 0.0466 U	< 0.0424 U	4.76	3.95	1.99 J	9.06 J	1.06 J	2.41 J	< 0.0878 U	< 0.0889 U	1.63 J	< 0.0907 UJ	10.9	< 0.0878 U	< 0.0906 U	< 0.0868 U
PCB-096	73575-54-9	ng/g	< 0.0599 U	< 0.0545 U	3.35	2.53	1.63	7.9	0.832	2.01	< 0.0414 U	< 0.0419 U	1.9 J	< 0.0428 UJ	8.37	< 0.0414 U	< 0.0427 U	< 0.041 U
PCB-098/102	PCB-98/102	ng/g	< 0.0983 U	< 0.0894 U	23	34	7.11	47.7 J	4.88	11.9	< 0.0768 U	< 0.0777 U	8.75 J	3.05 J	54 J	2.06	0.431	< 0.0759 U
PCB-099	38380-01-7	ng/g	0.893 J	< 0.042 UJ	223 J	376 J	53 J	350 J	38.2 J	92.7 J	1.07	< 0.0429 U	81.6 J	22.2 J	509 J	21.2	4.24	1.97
PCB-100	39485-83-1	ng/g	< 0.0572 U	< 0.052 U	3.48	5.84	1.55 J	5.34	0.668	1.34	< 0.0468 U	< 0.0473 U	< 0.0488 UJ	< 0.0483 UJ	6.87	< 0.0468 U	< 0.0482 U	< 0.0462 U
PCB-103	60145-21-3	ng/g	< 0.0578 U	< 0.0525 U	4.27	7.15	1.51	7.18	0.826	1.75	< 0.0483 U	< 0.0489 U	2.04 J	< 0.0499 UJ	9.32	< 0.0483 U	< 0.0498 U	< 0.0477 U
PCB-104	56558-16-8	ng/g	< 0.0443 U	< 0.0403 U	< 0.0444 U	< 0.0432 U	< 0.0446 U	< 0.0437 U	< 0.0401 U	< 0.0448 U	< 0.0447 U	< 0.0452 U	< 0.0466 UJ	< 0.0461 UJ	< 0.0464 U	< 0.0447 U	< 0.0461 U	< 0.0442 U
PCB-105/127	PCB-105/127	ng/g	0.673	< 0.0632 U	148 J	275 J	41.4 J	334 J	35	86.1 J	1.16	< 0.0767 U	37.5 J	9.4 J	480 J	19.8	3.64	1.83
PCB-106/118	PCB-106/118	ng/g	1.35	< 0.127 U	369 J	592 J	85.7 J	549 J	59.2 J	146 J	2.19	< 0.0916 U	104 J	26.5 J	792 J	34.7	6.05	3.5
PCB-107/108	PCB-107/108	ng/g	< 0.125 U	< 0.114 U	29.5	49.4 J	7.67	48.6 J	5.38	13.1	< 0.093 U	< 0.0941 U	9.3 J	< 0.096 UJ	69 J	3.04	< 0.0959 U	< 0.0919 U
PCB-110	38380-03-9	ng/g	1.09	< 0.0424 U	261 J	498 J	117 J	653 J	68.6 J	169 J	2.6	< 0.0439 U	176 J	55.2 J	906 J	41.7 J	7.53	3.73
PCB-111/117	PCB-111/117	ng/g	0.413 J	< 0.256 UJ	< 0.283 U	< 0.276 U	< 0.284 U	< 0.278 U	< 0.256 U	< 0.286 U	< 0.132 U	< 0.134 U	47.6 J	12.9 J	303 J	13.9	2.42	0.91
PCB-112	74472-36-9	ng/g	< 0.057 U	< 0.0518 U	1.75	2.94	0.724	3.34	0.386	0.773	< 0.046 U	< 0.0466 U	< 0.048 UJ	< 0.0475 UJ	4.16	< 0.046 U	< 0.0475 U	< 0.0455 U
PCB-113	68194-10-5	ng/g	< 0.0472 U	< 0.0429 U	1.78	2.56	0.656	< 0.0466 U	< 0.0428 U	< 0.0478 U	< 0.0483 U	< 0.0489 U	< 0.0504 UJ	< 0.0499 UJ	3.76	< 0.0483 U	< 0.0498 U	< 0.0477 U
PCB-114	74472-37-0	ng/g	< 0.0735 U	< 0.0668 U	14.7	26.7	3.21	25.3	2.71	6.71	< 0.0401 U	< 0.0406 U	< 0.0418 UJ	< 0.0414 UJ	34.8	1.43	< 0.0414 U	< 0.0396 U
PCB-119	56558-17-9	ng/g	< 0.0566 U	< 0.0515 U	14.9	26.2	4.56	23.8	2.6	6.31	< 0.0531 U	< 0.0537 U	4.29 J	< 0.0548 UJ	29.9	1.49	< 0.0547 U	< 0.0525 U
PCB-122	76842-07-4	ng/g	< 0.0811 U	< 0.0737 U	3.06	7.29	1.31 J	11	1.08	2.94	< 0.0338 U	< 0.0342 U	< 0.0353 UJ	< 0.0349 UJ	14.9	< 0.0338 U	< 0.0349 U	< 0.0334 U
PCB-123	65510-44-3	ng/g	< 0.0629 U	< 0.0572 U	12.3 J+	19.5 J+	2.91 J+	18.6 J+	1.95 J+	4.76 J+	< 0.0313 U	< 0.0317 U	5.95 J	< 0.0323 UJ	26.9 J+	1.33 J+	< 0.0323 U	< 0.0309 U
PCB-124	70424-70-3	ng/g	< 0.0353 U	< 0.0321 U	10.2	18	3.29	19.7	2.11	5.58	< 0.0422 U	< 0.0427 U	5.15 J	< 0.0436 UJ	33.3	1.36	< 0.0435 U	< 0.0417 U
PCB-125	74472-39-2	ng/g	< 0.0431 U	< 0.0392 U	1.29	1.34	0.544	3.46 J	0.461 J	0.997 J	< 0.0462 U	< 0.0468 U	< 0.0482 UJ	< 0.0477 UJ	4.48	< 0.0462 U	< 0.0477 U	< 0.0457 U
PCB-126	57465-28-8	ng/g	< 0.0505 U	< 0.046 U	2.83 J+	5.87 J+	< 0.0509 U	4.6 J+	0.508 J+	1.1 J+	< 0.0657 U	< 0.0665 U	< 0.0685 UJ	< 0.0678 UJ	6.35 J+	< 0.0657 U	< 0.0677 U	< 0.0649 U
PCB-128	38380-07-3	ng/g	0.307	< 0.0634 U	48.3 J	50.9 J	12.2	49 J	5.78 J	13.7 J	0.677	< 0.047 U	26.9 J	11.7 J	76.7 J	4.29	0.577	0.6
PCB-129	55215-18-4	ng/g	< 0.0964 U	< 0.0876 U	12.1	13.8	2.36	12 J	1.49 J	3.38 J	< 0.051 U	< 0.0516 U	6.01 J	2.26 J	18.9	0.959	< 0.0526 U	< 0.0504 U
PCB-130	52663-66-8	ng/g	< 0.0952 U	< 0.0866 U	15.2	17.8	3.93	16.2 J	1.89 J	4.64 J	< 0.0401 U	< 0.0406 U	7.74 J	3.63 J	25.4	1.26	< 0.0414 U	< 0.0396 U
PCB-131/142	PCB-131/142	ng/g	< 0.0214 U	< 0.0194 U	2.81	3.28	0.903	3.45 J	< 0.0194 UJ	0.782 J	< 0.0987 U	< 0.0999 U	2.18 J	< 0.102 UJ	4.45	< 0.0987 U	< 0.102 U	< 0.0976 U
PCB-132/168	PCB-132/168	ng/g	0.33	< 0.128 U	56.6 J	66.4 J	17.4	75.3 J	8.29	20.5	1.05	< 0.117 U	37.6 J	14.9 J	112 J	5.74	0.845	0.832
PCB-133	35694-04-3	ng/g	< 0.102 U	< 0.0928 U	3.59	4.37	0.922	3.89	0.465	1.11	< 0.0359 U	< 0.0363 U	< 0.0375 UJ	< 0.0371 UJ	5.45	< 0.0359 U	< 0.037 U	< 0.0355 U
PCB-134	52704-70-8	ng/g	< 0.136 U	< 0.123 U	9.92	11.3	2.38	10.9	1.08	2.94	< 0.0951 U	< 0.0962 U	5.31 J	2.31 J	17.1	0.663	< 0.0981 U	< 0.094 U
PCB-135/144	PCB-135/144	ng/g	0.15 J	< 0.103 U	27.9	34.3	7.52	32.2	3.62	8.95	0.402	< 0.101 U	16.2 J	5.91 J	48.1 J	2.56	0.342	0.404
PCB-136	38411-22-2	ng/g	< 0.0793 U	< 0.0721 U	18.9	22	5.53	22	2.39	6.09	0.256	< 0.0843 U	11.9 J	4.78 J	33.7	1.65	0.255	0.157 J
PCB-137	35694-06-5	ng/g	< 0.129 U	< 0.118 U	16.1	18.9	3.45 J	15.7	1.8	4.52	< 0.0466 U	< 0.0472 U	8.55 J	3.74 J	25.2	1.26	< 0.048 U	< 0.046 U
PCB-138/163/164	PCB-138/163/164	ng/g	1.73	0.19	248 J	300 J	58.6 J	257 J	27.6	70.8 J	4.25	1.05	120 J	43.4 J	388 J	21.2	3.11	3.79
PCB-139/149	PCB-139/149	ng/g	0.757	< 0.143 U	132 J	160 J	33.7	144 J	15.8	40 J	2.22	0.583	74.4 J	28.6 J	225 J	11.4	1.73	1.65
PCB-140	59291-64-4	ng/g	< 0.0627 U	< 0.057 U	1.36	1.73	0.438	1.78 J	0.261 J	0.372 J	< 0.068 U	< 0.0688 U	< 0.0709 UJ	< 0.0702 UJ	2.22	< 0.068 U	< 0.0701 U	< 0.0672 U
PCB-141	52712-04-6	ng/g	0.255 J	< 0.107 UJ	35	42.6 J	8.39 J	37.2	3.98	10.6	0.574	< 0.0483 U	18.9 J	6.77 J	60.1 J	2.95	0.431	< 0.0472 U
PCB-143	68194-15-0	ng/g	< 0.0631 U	< 0.0574 U	0.838	1.08	0.334	1.47 J	0.178 J	0.473 J	< 0.0613 U	< 0.062 U	< 0.064 UJ	< 0.0633 UJ	1.85	< 0.0613 U	< 0.0632 U	< 0.0606 U
PCB-145	74472-40-5	ng/g	< 0.0788 U	< 0.0716 U	0.181 J	0.19 J	< 0.0793 U	0.283	< 0.0714 U	0.095 J	< 0.081 UJ	< 0.0819 UJ	< 0.0845 UJ	< 0.0836 UJ	0.258 J	< 0.081 UJ	< 0.0835 UJ	< 0.08 UJ
PCB-146	51908-16-8	ng/g	0.2	< 0.0511 U	24.4	29.7	6.11	25	2.94	7.1	< 0.0548 U	< 0.0555 U	13.5 J	5.12 J	38.5	2.06	0.348	0.49
PCB-147	68194-13-8	ng/g	< 0.0762 U	< 0.0693 U	6.37	7.81	2.01	6.62 J	0.783 J	1.78 J	< 0.0714 U	< 0.0723 U	3.07 J	< 0.0738 UJ	10.2	0.444	< 0.0737 U	< 0.0706 U
PCB-148	74472-41-6	ng/g	< 0.068 U	< 0.0618 U	0.364	0.521	0.186 J	0.435	< 0.0616 U	0.169 J	< 0.0749 UJ	< 0.0757 UJ	< 0.0781 UJ	< 0.0773 UJ	0.566 J	< 0.0748 UJ	< 0.0772 UJ	< 0.074 UJ
PCB-150	68194-08-1	ng/g	< 0.078 U	< 0.0709 U	0.272	0.429	0.139 J	0.357	< 0.0707 U	0.112 J	< 0.0756 U	< 0.0765 U	< 0.0789 UJ	< 0.0781 UJ	0.549	< 0.0756 U	< 0.078 U	< 0.0747 U
PCB-151	52663-63-5	ng/g	0.163 J	< 0.0549 U	27.9	36.1	7.8	33.5	3.76	9.39	0.319	< 0.0555 U	17.4 J	6.22 J	48.6 J	2.42	0.333	0.335
PCB-152	68194-09-2	ng/g	< 0.0862 U	< 0.0784 U	0.433	0.324	0.162 J	0.624	< 0.0781 U	0.199	< 0.0884 U	< 0.0895 U	< 0.0923 UJ	< 0.0913 UJ	0.839	< 0.0884 U	< 0.0912 U	< 0.0874 U

Table 12
Phase 2 Reach Floodplain Soil Analytical Results
Phase 2 Data Evaluation Summary Memorandum
Lower Neponset River
Boston and Milton, Massachusetts

Analyte	CAS Number	Units	24D-0200 24D-0200-AS 6/28/2024 N 0 - 1 ft	24D-0200 24D-0200-BS 6/28/2024 N 1 - 1.6 ft	24D-0201 24D-0201-AS 6/28/2024 N 0 - 1 ft	24D-0201 24D-0201-BS 6/28/2024 N 1 - 2 ft	24D-0202 24D-0202-AS 7/1/2024 N 0 - 0.8 ft	24D-0203 24D-0203-AS 7/1/2024 N 0 - 1 ft	24D-0203 24D-0203-BS 7/1/2024 N 1 - 2 ft	24D-0203 24D-0203-CS 7/1/2024 N 2 - 2.9 ft	24D-0204 24D-0204-AS 5/22/2024 N 0 - 1 ft	24D-0204 24D-0204-BS 5/22/2024 N 1 - 1.9 ft	24D-0205 24D-0205-AS 5/22/2024 N 0 - 1 ft	24D-0205 24D-0205-BS 5/22/2024 N 1 - 2 ft	24D-0206 24D-0206-AS 5/22/2024 N 0 - 1 ft	24D-0206 24D-0206-BS 5/22/2024 N 1 - 2 ft	24D-0206 24D-0206-CS 5/22/2024 N 2 - 3 ft	24D-0207 24D-0207-AS 5/22/2024 N 0 - 1 ft
PCB-153	35065-27-1	ng/g	1.4	0.136 J	156 J	184 J	35.9	153 J	17.4	44 J	3.33	0.732	79.6 J	28.6 J	241 J	12.8	1.94	2.59
PCB-154	60145-22-4	ng/g	< 0.0498 U	< 0.0452 U	3.04	4.03	0.917	3.07	0.43	0.966	< 0.0527 U	< 0.0533 U	< 0.055 UJ	< 0.0544 UJ	4.7	< 0.0527 U	< 0.0544 U	< 0.0521 U
PCB-155	33979-03-2	ng/g	< 0.0419 U	< 0.0381 U	< 0.042 U	< 0.0409 U	< 0.0422 U	< 0.0414 U	< 0.038 U	< 0.0425 U	< 0.0455 U	< 0.046 U	< 0.0474 UJ	< 0.0469 UJ	< 0.0472 U	< 0.0454 U	< 0.0469 U	< 0.0449 U
PCB-156	38380-08-4	ng/g	0.123 J	< 0.0552 UJ	33.2	34.4	5.92 J	31.9	3.76	8.73	< 0.0382 U	< 0.0386 U	9.03 J	2.59 J	47 J	2.25	0.327	< 0.0377 U
PCB-157	69782-90-7	ng/g	< 0.0582 U	< 0.0529 U	8.9 J+	8.97 J+	1.52 J	8.6 J+	1.07 J+	2.38 J+	< 0.0531 U	< 0.0537 U	3.49 J	< 0.0548 UJ	12.9 J+	0.639 J+	< 0.0547 U	< 0.0525 U
PCB-158/160	PCB-158/160	ng/g	0.175 J	< 0.111 U	26.6	30.6	5.47	26.1	2.83	7.32	< 0.116 U	< 0.118 U	10.6 J	4.24 J	38.6	1.98	0.252	< 0.115 U
PCB-159	39635-35-3	ng/g	< 0.0692 U	< 0.0629 U	1.44	1.58	< 0.0696 U	1.4 J	0.196 J	0.34 J	< 0.0733 U	< 0.0742 U	< 0.0765 UJ	< 0.0757 UJ	2.17	< 0.0733 U	< 0.0756 U	< 0.0725 U
PCB-161	74472-43-8	ng/g	< 0.0652 U	< 0.0593 U	< 0.0654 U	< 0.0637 U	< 0.0657 U	< 0.0644 U	< 0.0591 U	< 0.0661 U	< 0.0686 U	< 0.0694 U	< 0.0715 UJ	< 0.0708 UJ	< 0.0711 U	< 0.0685 U	< 0.0707 U	< 0.0677 U
PCB-162	39635-34-2	ng/g	< 0.0668 U	< 0.0607 U	1.23 J	1.71 J	< 0.0673 U	1.24	0.271	0.471	< 0.054 U	< 0.0547 U	< 0.0564 UJ	< 0.0558 UJ	2.3	< 0.054 U	< 0.0557 U	< 0.0534 U
PCB-165	74472-46-1	ng/g	< 0.0935 U	< 0.085 U	< 0.0937 U	< 0.0913 U	< 0.0941 U	< 0.0922 U	< 0.0847 U	< 0.0946 U	< 0.0741 U	< 0.075 U	< 0.0773 UJ	< 0.0765 UJ	< 0.0769 U	< 0.0741 U	< 0.0764 U	< 0.0732 U
PCB-166	41411-63-6	ng/g	< 0.0837 U	< 0.0761 U	1.46 J	1.63 J	0.395	1.69	0.221	0.498	< 0.0638 U	< 0.0645 U	< 0.0666 UJ	< 0.0659 UJ	2.15	< 0.0638 U	< 0.0658 U	< 0.063 U
PCB-167	52663-72-6	ng/g	< 0.0572 U	< 0.052 U	10.9	12.5	2.4	10.8	1.26	2.77	< 0.0491 U	< 0.0497 U	6.25 J	2.44 J	17	0.735	< 0.0506 U	< 0.0485 U
PCB-169	32774-16-6	ng/g	< 0.0505 U	< 0.046 U	< 0.0507 UJ	< 0.0494 U	< 0.0509 U	< 0.0499 U	< 0.0458 U	< 0.0512 UJ	< 0.054 U	< 0.0547 U	< 0.0564 UJ	< 0.0558 UJ	< 0.0561 U	< 0.054 U	< 0.0557 U	< 0.0534 U
PCB-170/190	PCB-170/190	ng/g	0.452	< 0.267 U	46.1 J	57.9 J	10.3	48.6 J	5.77	13.8	1.22	< 0.09 U	21.8 J	8.98 J	72.6 J	3.51	0.505	0.942
PCB-171	52663-71-5	ng/g	< 0.0656 U	< 0.0597 U	10.8	13.8	2.72	11.5	1.4	3.28	< 0.0707 U	< 0.0715 U	5.79 J	2.31 J	16.4	< 0.0706 U	< 0.0729 U	< 0.0698 U
PCB-172/192	PCB-172/192	ng/g	< 0.145 U	< 0.132 U	5.17	7.33	1.38	5.61	< 0.131 U	1.61	< 0.117 U	< 0.119 U	3.22 J	1.28 J	8.95	< 0.117 U	< 0.121 U	< 0.116 U
PCB-173	68194-16-1	ng/g	< 0.0884 U	< 0.0803 U	0.867	1.21	0.302	< 0.0872 UJ	0.145 J	0.315 J	< 0.0791 U	< 0.08 U	< 0.0825 UJ	< 0.0816 UJ	1.46	< 0.079 U	< 0.0815 U	< 0.0781 U
PCB-174	38411-25-5	ng/g	0.365	< 0.0942 U	35.4	46.4 J	8.41	38	4.47	10.8	1.23	< 0.1 U	20.6 J	8.26 J	61.5 J	2.94	0.39	0.749
PCB-175	40186-70-7	ng/g	< 0.0631 U	< 0.0574 U	1.19	1.7	0.368	1.19 J	0.165 J	0.341 J	< 0.0609 U	< 0.0616 U	< 0.0636 UJ	< 0.0629 UJ	1.76	< 0.0609 U	< 0.0628 U	< 0.0602 U
PCB-176	52663-65-7	ng/g	< 0.068 U	< 0.0618 U	3.49	4.37	0.799	4.01	0.429	1.11	< 0.0569 U	< 0.0576 U	2.21 J	0.722 J	5.4	< 0.0569 U	< 0.0587 U	< 0.0562 U
PCB-177	52663-70-4	ng/g	0.312 J	< 0.0802 UJ	20.8	27.3	5.24	23.2	2.77	6.51	0.738	< 0.0719 U	11.5 J	4.51 J	35.2	1.77	< 0.0733 U	0.468
PCB-178	52663-67-9	ng/g	< 0.0831 U	< 0.0755 U	8	10.7	1.98 J	8.05	0.885	2.38	< 0.0892 U	< 0.0902 U	4.1 J	1.49 J	13.1	0.568	< 0.092 U	< 0.0881 U
PCB-179	52663-64-6	ng/g	0.179 J	< 0.0556 U	12.4	15.3	3.02	14	1.58	3.81	0.389	< 0.0477 U	7.14 J	2.64 J	20.1	1.06	0.152 J	0.265
PCB-180	35065-29-3	ng/g	0.73	0.124 J	76.7 J	101 J	17.5	80.5 J	9.32	22.4	2.47	0.658	42.3 J	17.2 J	124 J	5.96	0.786	1.62
PCB-181	74472-47-2	ng/g	< 0.0929 U	< 0.0844 U	< 0.0931 U	< 0.0907 U	< 0.0935 U	< 0.0917 U	< 0.0841 U	< 0.094 U	< 0.054 U	< 0.0547 U	< 0.0564 UJ	< 0.0558 UJ	< 0.0561 U	< 0.054 U	< 0.0557 U	< 0.0534 U
PCB-182/187	PCB-182/187	ng/g	0.61	< 0.157 U	44.5 J	55.8 J	9.72	43.9 J	5.17	12.4	1.89	0.458	23.8 J	9.81 J	67.8 J	3.19	0.478	1.12
PCB-183	52663-69-1	ng/g	0.191 J	< 0.065 U	17.3	23	4.12	18.1	2.11	5.02	0.532	< 0.0715 U	9.83 J	4 J	25.8	1.25	0.155 J	0.362
PCB-184	74472-48-3	ng/g	< 0.0488 U	< 0.0443 U	< 0.0489 U	< 0.0476 U	< 0.0491 U	< 0.0481 U	< 0.0442 U	< 0.0494 U	< 0.0512 U	< 0.0518 U	< 0.0534 UJ	< 0.0529 UJ	< 0.0531 U	< 0.0512 U	< 0.0528 U	< 0.0506 U
PCB-185	52712-05-7	ng/g	< 0.0715 U	< 0.065 U	4.35	5.97	0.942 J	4.75	0.551	1.35	< 0.0709 U	< 0.0717 U	2.46 J	< 0.0732 UJ	7.51	< 0.0708 U	< 0.0731 U	< 0.07 U
PCB-186	74472-49-4	ng/g	< 0.0733 U	< 0.0666 U	< 0.0734 U	< 0.0716 U	< 0.0738 U	< 0.0723 U	< 0.0664 U	< 0.0742 U	< 0.064 U	< 0.0647 U	< 0.0668 UJ	< 0.0661 UJ	< 0.0664 U	< 0.064 U	< 0.066 U	< 0.0632 U
PCB-188	74487-85-7	ng/g	< 0.0533 U	< 0.0484 U	< 0.0534 UJ	< 0.052 UJ	< 0.0537 U	< 0.0526 U	< 0.0483 U	< 0.054 U	< 0.0586 U	< 0.0593 U	< 0.0612 UJ	< 0.0605 UJ	0.102 J	< 0.0586 U	< 0.0605 U	< 0.0579 U
PCB-189	39635-31-9	ng/g	< 0.0549 U	< 0.0499 U	1.95 J+	2.67 J+	0.433 J+	2.2 J+	0.278 J+	0.647 J+	< 0.0596 U	< 0.0603 U	< 0.0622 UJ	< 0.0615 UJ	3.23	< 0.0596 U	< 0.0614 U	< 0.0589 U
PCB-191	74472-50-7	ng/g	< 0.136 U	< 0.123 U	1.47 J	1.88 J	0.381	1.58 J	0.214 J	0.394 J	< 0.0539 U	< 0.0545 U	< 0.0562 UJ	< 0.0556 UJ	2.09	< 0.0538 U	< 0.0555 U	< 0.0532 U
PCB-193	69782-91-8	ng/g	< 0.183 U	< 0.166 U	3.99	5.34	0.888	4.13	0.487	1.14	< 0.068 U	< 0.0688 U	1.66 J	< 0.0702 UJ	6.54	< 0.068 U	< 0.0701 U	< 0.0672 U
PCB-194	35694-08-7	ng/g	< 0.157 UJ	< 0.142 UJ	31.8	38.2	7.4	28.3	3.8	8.74	< 0.0859 UJ	< 0.087 UJ	25.6 J	22.1 J	159 J	5.08 J	< 0.0886 UJ	< 0.0849 UJ
PCB-195	52663-78-2	ng/g	< 0.149 U	< 0.136 U	11.5	11.6	2.32 J	10.6	1.41	3.24	< 0.152 U	< 0.154 U	6.17 J	< 0.157 UJ	16.3	< 0.152 U	< 0.157 U	< 0.15 U
PCB-196/203	PCB-196/203	ng/g	0.461 J	< 0.119 UJ	32.1	34.1	6.36 J	27.7	3.26	7.86	1.49	< 0.146 U	16 J	6.87 J	38.6	2.44	< 0.149 U	< 0.143 U
PCB-197	33091-17-7	ng/g	< 0.0584 U	< 0.0531 U	0.979	1.14	0.196 J	0.861	< 0.0529 U	0.339	< 0.0644 UJ	< 0.0651 UJ	< 0.0672 UJ	< 0.0665 UJ	0.986 J	< 0.0643 UJ	< 0.0664 UJ	< 0.0636 UJ
PCB-198	68194-17-2	ng/g	< 0.0991 U	< 0.0901 U	1.61	1.79	0.515	< 0.0978 U	< 0.0898 U	< 0.1 U	< 0.104 U	< 0.106 U	< 0.109 UJ	< 0.108 UJ	2	< 0.104 U	< 0.108 U	< 0.103 U
PCB-199	52663-75-9	ng/g	0.853	< 0.0828 U	28.9	28.7	5.49	23.1	2.93	6.93	1.72	< 0.102 U	15.6 J	6.77 J	34.9	1.7	< 0.104 U	< 0.0993 U
PCB-200	52663-73-7	ng/g	< 0.0846 U	< 0.0769 U	3.74	3.46	0.643	2.68 J	0.541 J	0.777 J	< 0.0512 U	< 0.0518 U	1.73 J	< 0.0529 UJ	3.9	< 0.0512 U	< 0.0528 U	< 0.0506 U
PCB-201	40186-71-8	ng/g	< 0.0507 U	< 0.0461 U	3.12	3.02	0.5	2.38 J	0.377 J	0.566 J	< 0.0405 U	< 0.041 U	1.85 J	< 0.0418 UJ	3.43	< 0.0405 U	< 0.0417 U	< 0.04 U
PCB-202	2136-99-4	ng/g	< 0.0635 UJ	< 0.0577 UJ	5.84	5.02	1	3.92	0.445	1.12	< 0.0691 UJ	< 0.07 UJ	3.42 J	< 0.0714 UJ	9.8 J	< 0.0691 UJ	< 0.0713 UJ	< 0.0683 UJ
PCB-204	74472-52-9	ng/g	< 0.0982 U	< 0.0892 U	< 0.0984 U	< 0.0959 U	< 0.0988 U	< 0.0969 U	< 0.0889 U	< 0.0994 U	< 0.0846 U	< 0.0856 U	< 0.0883 UJ	< 0.0874 UJ	< 0.0878 U	< 0.0846 U	< 0.0872 U	< 0.0836 U
PCB-205	74472-53-0	ng/g	< 0.0543 U	< 0.0493 U	1.18	2.39	< 0.0547 U	1.57 J	< 0.0492 UJ	0.39 J	< 0.06 UJ	< 0.0607 UJ	< 0.0626 UJ	< 0.0619 UJ	< 0.0622 UJ	< 0.06 UJ	< 0.0618 UJ	< 0.0593 UJ
PCB-206	40186-72-9	ng/g	0.503	< 0.0474 U	17.2	14.8	4.25	10.7	1.24	3.01	1.23	< 0.0582 U	14.9 J	7.47 J	19.5	1.63	< 0.0593 U	0.662
PCB-207	52663-79-3	ng/g	< 0.0688 U	< 0.0625 U	1.93	1.6	0.344	1.12 J	< 0.0623 UJ	0.261 J	< 0.076 U	< 0.0769 U	1.48 J	< 0.0785 UJ	1.71	< 0.076 U	< 0.0784 U	< 0.0751 U
PCB-208	52663-77-1	ng/g	0.183 J	< 0.0625 U	4.82	3.83	1.2	2.64	0.311	0.751	0.583 J	< 0.0769 UJ	5.6 J	3.3 J	5.56 J	0.896 J	< 0.0784 UJ	< 0.0751 UJ
PCB-209	2051-24-3	ng/g	0.461	< 0.0411 U	6.04 J	5.83 J	2.59	3.53 J	0.444 J	0.934 J	2.08	0.686	19 J	9.64 J	11.7	1.5	< 0.0451 U	0.51
Total Decachlorobiphenyls	RA_Total_DECPCB	ng/g	0.461	< 0.0411 U	6.04	5.83	2.59	3.53	0.444	0.934	2.08	0.686	19	9.64	11.7	1.5	< 0.0451 U	0.51
Total Dichlorobiphenyls	RA_Total_DIPCB	ng/g	0.436	< 0.101 U	153.22	232.35	306.92	386.68	49.069	96.737	< 0.0901 U	< 0.0912 U	49.272	8.12	500	16.619	1.828	0.754
Total Heptachlorobiphenyls	RA_Total_HEPPCB	ng/g	2.839	0.124	294.477	381.67	68.503	309.32	35.744	87.307	8.469	1.116	156.41	61.202	473.542	20.248	2.466	5.526
Total Hexachlorobiphenyls	RA_Total_HEXPCB	ng/g	5.59	0.326	931.308	1102.95	226.986	986.709	109.545	275.177	13.078	2.365	478.63	177.21	1511.5	77.26	10.49	10.848
Total Monochlorobiphenyls	RA_Total_MONPCB	ng/g	< 0.0486 U	< 0.0442 U	25.493	16.08	46.403	6.47	0.608	1.995	< 0.0518 U	< 0.0524 U	2.395	< 0.0534 U	26.825	0.585	< 0.0534 U	< 0.0511 U
Total Nonachlorobiphenyls	RA_Total_NONPCB	ng/g	0.686	< 0.0625 U	23.95	20.23	5.794	14.46	1.551	4.022	1.813	< 0.0769 U	21.98	10.77	26.77	2.526	< 0.0784 U	0.662
Total Octachlorobiphenyls	RA_Total_OCTPCB	ng/g	1.314	< 0.142 U	120.769	129.42	24.424	101.111	12.763	29.962	3.21	< 0.154 U	70.37	35.74	268.916	9.22	< 0.157 U	< 0.150 U
Total Pentachlorobiphenyls	RA_Total_PENPCB	ng/g	6.369	< 0.289 U	2262.77	3728.8	669.058	4101.98	433.471	1066.82	9.423	< 0.134 U	931.61	271.84	5708.7	245.09	43.943	16.89
Total Tetrachlorobiphenyls	RA_Total_TETPCB	ng/g	6.667	2.512	4141.14	6890.16	1378.71	8952.01	943.354	2234.86	2.247	< 0.166 U	860.91	177.18	11620.9	425.025	77.636	17.346
Total Trichlorobiphenyls	RA_Total_TRICPB	ng/g	4.012	3.1819	1461.76	2711.02	799.66	3419.45	369.144	803.797	< 0.134 U	< 0.135 U	208.05	25.51	4404.27	140.467	16.925	5.473
Total PCB Congeners	RA_Tot_PCB_Cong	ng/g	28.374	6.1439	9420.92	15218.5	3529.04	18281.7	1955.69	4601.61	40.32	4.167	2798.63	777.212	24553.1	938.54	153.288	58.009
Total PCB TEQ (Bird)	RA-TEQ-B-PCB	ng/g	0.0146431	< 0	3.5394215	7.0077737	1.12311943	8.325786	0.99068088	2.45593377	0.0001379	< 0	1.056164	0.2089884	11.5508613	0.48587955	0.0639572	0.042218
Total PCB TEQ (Fish)	RA-TEQ-F-PCB	ng/g	0.00003983	< 0	0.02538475	0.0503587	0.003437465	0.046902	0.00532614	0.012460485	0.00001675	< 0	0.0029311	0.00061965	0.06561915	0.00150492	0.000177085	0.00011065
Total PCB TEQ (Mammal)	RA-TEQ-M-PCB	ng/g	0.00009348	< 0	0.3080245	0.6300422	0.00670079	0.506172	0.05595684	0.12274491	0.0001005	< 0	0.0070866	0.0016429	0.7008149	0.00287082	0.00042751	0.0002439
TAL Metals and Mercury																		
Aluminum	7429-90-5	mg/kg	7700	15000	5400	11000	6200	4800	4000	5500	3600 J-	4600 J-	8600 J	9200 J	8600 J-	12000 J-	13000 J-	3400 J-
Calcium	7440-70-2	mg/kg	190 J	300 J	650	1100	3600	2600	1000	1500	580 J	480 J	5200 J	5600 J	1600	610	640	2500
Iron	7439-89-6	mg/kg	12000	14000	10000	15000	11000	20000	26000	19000	17000 EB	13000 EB	6000 JEB	7000 JEB	15000 EB	12000 EB	13000 EB	9600 EB
Magnesium	7439-95-4	mg/kg	340 J	270 J	760	1100	1700	1500	1000	1100	910 J-	1100 J-	1600 J	1500 J	1600 J-	1200 J-	1800 J-	1400 J-
Potassium	7440-09-7	mg/kg	170 J	< 470 U	< 590 U	150 J	< 1100 U	160 J	130 J	130 J	210 J-	190 J-	360 J	380 J	190 J-	90 J-	83 J-	160 J-
Sodium	7440-23-5	mg/kg	< 530 U	< 470 UJ	< 590 UJ	< 670 UJ	< 1100 UJ	< 500 UJ	< 390 UJ	< 450 UJ	< 600 U	< 510 U	1100 J	1300 J	200 J	200 J	280 J	< 500 U
Antimony	7440-36-0	mg/kg	< 1.0 U	< 0.81 U	1.6	2.2	< 1.8 U	3.0	5.3	2.4	4.0	1.6	0.96 J	1.4 J	2.0	< 1.2 U	0.086 J	< 1.1 U
Arsenic	7440-38-2	mg/kg	33	8.9	32	41	4.4 J+	28 J+	32 J+	19 J+	56 J	30 J	7.2 J	14 J	13 J	4.6 J	2.3 J	25 J
Barium	7440-39-3	mg/kg	17	38	28	35	73	76	110	37	43 J+	31 J+	76 J	82 J	56 J+	22 J+	14 J+	42 J+
Beryllium	7440-41-7	mg/kg	< 0.50 U	< 0.41 U	< 0.50 U	< 0.59 U	< 0.87 U	< 0.44 U	< 0.38 U	< 0.44 U	0.32 J-	0.26 J-	0.75 J	0.91 J	0.65 J-	0.49 J-	0.43 J-	0.38 J-

Table 12
Phase 2 Reach Floodplain Soil Analytical Results
Phase 2 Data Evaluation Summary Memorandum
Lower Neponset River
Boston and Milton, Massachusetts

Analyte	CAS Number	Units	24D-0200 24D-0200-AS 6/28/2024 N 0 - 1 ft	24D-0200 24D-0200-BS 6/28/2024 N 1 - 1.6 ft	24D-0201 24D-0201-AS 6/28/2024 N 0 - 1 ft	24D-0201 24D-0201-BS 6/28/2024 N 1 - 2 ft	24D-0202 24D-0202-AS 7/1/2024 N 0 - 0.8 ft	24D-0203 24D-0203-AS 7/1/2024 N 0 - 1 ft	24D-0203 24D-0203-BS 7/1/2024 N 1 - 2 ft	24D-0203 24D-0203-CS 7/1/2024 N 2 - 2.9 ft	24D-0204 24D-0204-AS 5/22/2024 N 0 - 1 ft	24D-0204 24D-0204-BS 5/22/2024 N 1 - 1.9 ft	24D-0205 24D-0205-AS 5/22/2024 N 0 - 1 ft	24D-0205 24D-0205-BS 5/22/2024 N 1 - 2 ft	24D-0206 24D-0206-AS 5/22/2024 N 0 - 1 ft	24D-0206 24D-0206-BS 5/22/2024 N 1 - 2 ft	24D-0206 24D-0206-CS 5/22/2024 N 2 - 3 ft	24D-0207 24D-0207-AS 5/22/2024 N 0 - 1 ft
Cadmium	7440-43-9	mg/kg	< 0.50 UJ	0.073 J	0.22 J	0.26 J	1.6	0.33 J	0.21 J	0.18 J	0.19 J-	0.19 J-	0.53 J	0.27 J	0.26 J-	< 0.62 UJ	< 0.57 UJ	0.28 J-
Chromium, Total	7440-47-3	mg/kg	5.2 JEB	11 JEB	41 JEB	47 JEB	39 JEB	44 JEB	17 JEB	17 JEB	10 JEB	6.4 JEB	180 JEB	340 JEB	85 JEB	17 JEB	9.6 JEB	5.5 JEB
Cobalt	7440-48-4	mg/kg	1.4 J+	3.6 J+	2.1 J+	3.1	3.4 J+	3.4 J+	5.6 J+	3.2 J+	3.7 J+	3.4 J+	1.9 J	3.4 J	3.5 J+	2.2 J+	2.5 J+	3.6 J+
Copper	7440-50-8	mg/kg	17 J+	6.3 J+	68 J+	78 J+	48 J	56 J	60 J	40 J	73 J	40 J	190 J	270 J	97 J	19 J	7.3 J	39 J
Lead	7439-92-1	mg/kg	120	34	590	490	100 J	250 J	320 J	160 J	200 J+	79 J+	520 J	620 J	390 J+	69 J+	15 J+	150 J+
Manganese	7439-96-5	mg/kg	71 JEB	120 JEB	49 JEB	87 JEB	190 JEB	150 JEB	170 JEB	130 JEB	220 JEB	220 JEB	63 JEB	130 JEB	140 JEB	54 JEB	43 JEB	560 JEB
Nickel	7440-02-0	mg/kg	3.2 JEB	6.9 JEB	8.6 JEB	12 EB	10 JEB	9.5 JEB	9.6 JEB	7.5 JEB	8.1	6.9	9.6 J	13 J	12	4.8	4.2	8.5
Selenium	7782-49-2	mg/kg	1.1 J	0.77 J	1.3 J	1.9 J	< 4.4 U	0.34 J	0.56 J	0.56 J	0.86 J	1.1 J	5.8 J	5.2 J	1.3 J	0.93 J	0.72 J	0.63 J
Silver	7440-22-4	mg/kg	0.19 J+	0.17 J	0.40 J	0.50 J	0.31 J	0.25 J	0.094 J	0.10 J	0.11 J	0.094 J	0.78 J	1.0 J	0.54 J	0.21 J	0.14 J	0.14 J
Thallium	7440-28-0	mg/kg	0.080 J	0.069 J	0.065 J	0.083 J	< 0.87 U	0.035 J	0.026 J	0.031 J	0.055 J	0.070 J	0.048 J	0.049 J	0.075 J	0.056 J	0.063 J	0.055 J
Vanadium	7440-62-2	mg/kg	26	15	41	45	19	43	24	24	45	20	12 J	16 J	64	21	16	24
Zinc	7440-66-6	mg/kg	15 JEB	28 JEB	33 JEB	45 JEB	580 JEB	110 JEB	54 JEB	76 JEB	47 EB	42 EB	93 JEB	150 JEB	53 EB	31 EB	31 EB	60 EB
Mercury	7439-97-6	mg/kg	0.21	0.14	1.2	1.0	0.49	0.65	0.90	0.41	0.18 J-	0.14 J-	3.0 J	2.8 J	1.2 J-	0.19 J-	0.071 J-	0.15 J-
TCL VOCs																		
1,1,1-Trichloroethane (TCA)	71-55-6	ug/kg	< 6.3 U	< 5.9 U	< 590 U	< 7.6 U	< 12 UJ	< 5.9 U	< 330 U	< 390 U	< 5.9 U	< 5.3 U	< 16 UJ	< 20 UJ	< 8.1 UJ	< 6.4 U	< 7.2 U	< 5.9 UJ
1,1,2,2-TETRACHLOROETHANE	79-34-5	ug/kg	< 6.3 U	< 5.9 U	< 590 U	< 7.6 U	< 12 U	< 5.9 U	< 5.9 U	< 390 U	< 5.9 U	< 5.3 U	< 16 UJ	< 20 UJ	< 8.1 UJ	< 6.4 U	< 7.2 U	< 5.9 U
1,1,2-TRICHLORO-1,2,2-TRIFLUOROETHANE	76-13-1	ug/kg	< 6.3 U	< 5.9 U	< 7.0 U	< 7.6 U	< 12 UJ	< 5.9 U	< 330 U	< 390 U	< 5.9 U	< 5.3 U	< 16 UJ	< 20 UJ	< 8.1 UJ	< 6.4 U	< 7.2 U	< 5.9 UJ
1,1,2-Trichloroethane	79-00-5	ug/kg	< 6.3 U	< 5.9 U	< 590 U	< 7.6 U	< 12 U	< 5.9 U	< 5.9 U	< 5.4 U	< 5.9 U	< 5.3 U	< 16 UJ	< 20 UJ	< 8.1 UJ	< 6.4 U	< 7.2 U	< 5.9 U
1,1-Dichloroethane	75-34-3	ug/kg	< 6.3 U	< 5.9 U	< 7.0 U	< 7.6 U	< 12 U	< 5.9 U	< 5.9 U	< 5.4 U	< 5.9 U	< 5.3 U	< 16 UJ	< 20 UJ	< 8.1 UJ	< 6.4 U	< 7.2 U	< 5.9 U
1,1-Dichloroethene	75-35-4	ug/kg	< 6.3 UJ	< 5.9 U	< 7.0 U	< 7.6 U	< 12 U	< 5.9 U	< 5.9 U	< 5.4 U	< 5.9 U	< 5.3 U	< 16 UJ	< 20 UJ	< 8.1 UJ	< 6.4 U	< 7.2 U	< 5.9 U
1,2,3-Trichlorobenzene	87-61-6	ug/kg	< 6.3 UJ	< 5.9 U	< 590 U	< 7.6 UJ	< 12 UJ	< 420 U	< 330 U	< 390 U	< 430 U	< 360 U	< 16 UJ	< 20 UJ	R	< 6.4 U	< 7.2 UJ	< 5.9 U
1,2,3-TRICHLOROPROPANE	96-18-4	ug/kg	< 6.3 U	< 5.9 U	< 590 U	< 7.6 U	< 12 U	< 420 U	< 5.9 U	< 5.4 U	< 5.9 U	< 5.3 U	< 16 UJ	< 20 UJ	< 8.1 UJ	< 6.4 U	< 7.2 U	< 5.9 U
1,2,4-TRICHLOROBENZENE	120-82-1	ug/kg	< 6.3 UJ	< 5.9 U	< 590 U	< 7.6 UJ	< 12 UJ	< 420 U	< 330 U	< 390 U	< 430 U	< 360 U	< 16 UJ	< 20 UJ	R	< 6.4 U	< 7.2 UJ	< 5.9 U
1,2,4-Trimethylbenzene	95-63-6	ug/kg	< 6.3 UJ	< 5.9 U	< 590 U	< 500 U	< 12 U	< 420 U	< 330 U	< 390 U	< 430 U	< 360 U	< 16 UJ	< 20 UJ	R	< 6.4 U	< 7.2 U	< 5.9 U
1,2-Dibromo-3-Chloropropane	96-12-8	ug/kg	< 6.3 UJ	< 5.9 U	< 590 U	< 500 U	< 12 U	< 420 U	< 330 U	< 390 U	< 430 U	< 360 U	< 16 UJ	< 20 UJ	R	< 6.4 U	< 7.2 U	< 5.9 U
1,2-Dibromoethane (Ethylene Dibromide)	106-93-4	ug/kg	< 6.3 U	< 5.9 U	< 590 U	< 7.6 U	< 12 UJ	< 5.9 U	< 330 U	< 390 U	< 5.9 U	< 5.3 U	< 16 UJ	< 20 UJ	< 8.1 UJ	< 6.4 U	< 7.2 U	< 5.9 UJ
1,2-Dichlorobenzene	95-50-1	ug/kg	< 6.3 UJ	< 5.9 U	< 590 U	< 7.6 UJ	< 12 UJ	< 420 U	< 330 U	< 390 U	< 430 U	< 360 U	< 16 UJ	< 20 UJ	R	< 6.4 U	< 7.2 UJ	< 5.9 U
1,2-Dichloroethane	107-06-2	ug/kg	< 6.3 U	< 5.9 U	< 7.0 U	< 7.6 U	< 12 UJ	< 5.9 U	< 330 U	< 390 U	< 5.9 U	< 5.3 U	< 16 UJ	< 20 UJ	< 8.1 UJ	< 6.4 U	< 7.2 U	< 5.9 UJ
1,2-DICHLOROPROPANE	78-87-5	ug/kg	< 6.3 U	< 5.9 U	< 590 U	< 7.6 U	< 12 U	< 420 U	< 5.9 U	< 5.4 U	< 5.9 U	< 5.3 U	< 16 UJ	< 20 UJ	< 8.1 UJ	< 6.4 U	< 7.2 U	< 5.9 U
1,3,5-Trimethylbenzene (Mesitylene)	108-67-8	ug/kg	< 6.3 UJ	< 5.9 U	< 590 U	< 500 U	< 12 U	< 420 U	< 330 U	< 390 U	< 430 U	< 360 U	< 16 UJ	< 20 UJ	R	< 6.4 U	< 7.2 U	< 5.9 U
1,3-DICHLOROBENZENE	541-73-1	ug/kg	< 6.3 UJ	< 5.9 U	< 590 U	< 7.6 UJ	< 12 UJ	< 420 U	< 330 U	< 390 U	< 430 U	< 360 U	< 16 UJ	< 20 UJ	R	< 6.4 U	< 7.2 UJ	< 5.9 U
1,4-DICHLOROBENZENE	106-46-7	ug/kg	< 6.3 UJ	< 5.9 U	< 590 U	< 7.6 UJ	< 12 UJ	< 420 U	< 330 U	< 390 U	< 430 U	< 360 U	< 16 UJ	< 20 UJ	R	< 6.4 U	< 7.2 UJ	< 5.9 U
2-HEXANONE	591-78-6	ug/kg	< 13 U	< 12 U	< 1200 U	< 15 U	< 24 U	< 12 U	< 12 U	< 790 U	< 12 U	< 11 U	< 33 UJ	< 40 UJ	R	< 13 U	< 14 U	< 12 U
ACETONE	67-64-1	ug/kg	< 13 U	< 12 U	< 14 U	13 JEB	< 24 U	< 12 U	< 12 U	< 790 U	< 12 U	< 11 U	< 33 UJ	< 40 UJ	< 16 UJ	< 13 U	14 EB	< 12 U
Benzene	71-43-2	ug/kg	< 6.3 U	< 5.9 U	< 590 U	< 7.6 U	< 12 U	< 5.9 U	< 5.9 U	< 5.4 U	< 5.9 U	< 5.3 U	< 16 UJ	< 20 UJ	< 8.1 UJ	< 6.4 U	< 7.2 U	< 5.9 U
BROMOCHLOROMETHANE	74-97-5	ug/kg	< 6.3 U	< 5.9 U	< 7.0 U	< 7.6 U	< 12 U	< 5.9 U	< 5.9 U	< 5.4 U	< 5.9 U	< 5.3 U	< 16 UJ	< 20 UJ	< 8.1 UJ	< 6.4 U	< 7.2 U	< 5.9 U
BROMODICHLOROMETHANE	75-27-4	ug/kg	< 6.3 U	< 5.9 U	< 590 U	< 7.6 U	< 12 U	< 420 U	< 5.9 U	< 5.4 U	< 5.9 U	< 5.3 U	< 16 UJ	< 20 UJ	< 8.1 UJ	< 6.4 U	< 7.2 U	< 5.9 U
BROMOFORM	75-25-2	ug/kg	< 6.3 UJ	< 5.9 U	< 590 U	< 500 U	< 12 U	< 420 U	< 330 U	< 390 U	< 430 U	< 360 U	< 16 UJ	< 20 UJ	R	< 6.4 U	< 7.2 U	< 5.9 U
BROMOMETHANE	74-83-9	ug/kg	< 6.3 U	< 5.9 U	< 7.0 U	< 7.6 U	< 12 U	< 5.9 U	< 5.9 U	< 5.4 U	< 5.9 U	< 5.3 U	< 16 UJ	< 20 UJ	< 8.1 UJ	< 6.4 U	< 7.2 U	< 5.9 U
CARBON DISULFIDE	75-15-0	ug/kg	< 6.3 U	< 5.9 U	< 7.0 U	< 7.6 U	< 12 U	< 5.9 U	< 5.9 U	< 5.4 U	< 430 U	< 360 U	< 16 UJ	< 20 UJ	< 8.1 UJ	< 6.4 UJ	< 7.2 UJ	< 5.9 UJ
CARBON TETRACHLORIDE	56-23-5	ug/kg	< 6.3 U	< 5.9 U	< 590 U	< 7.6 U	< 12 UJ	< 5.9 U	< 330 U	< 390 U	< 5.9 U	< 5.3 U	< 16 UJ	< 20 UJ	< 8.1 UJ	< 6.4 U	< 7.2 U	< 5.9 UJ
Chlorobenzene	108-90-7	ug/kg	< 6.3 UJ	< 5.9 U	< 590 U	< 7.6 U	< 12 UJ	< 5.9 U	< 5.9 U	< 390 U	< 5.9 U	< 5.3 U	< 16 UJ	< 20 UJ	< 8.1 UJ	< 6.4 U	< 7.2 UJ	< 5.9 U
CHLOROETHANE	75-00-3	ug/kg	< 6.3 U	< 5.9 U	< 7.0 U	< 7.6 U	< 12 U	< 5.9 U	< 5.9 U	< 5.4 U	< 5.9 U	< 5.3 U	< 16 UJ	< 20 UJ	< 8.1 UJ	< 6.4 U	< 7.2 U	< 5.9 U
Chloroform	67-66-3	ug/kg	< 6.3 U	< 5.9 U	< 7.0 U	< 7.6 U	< 12 U	< 5.9 U	< 5.9 U	3.4 J	< 5.9 U	< 5.3 U	< 16 UJ	< 20 UJ	< 8.1 UJ	< 6.4 U	< 7.2 U	< 5.9 U
CHLOROMETHANE	74-87-3	ug/kg	< 6.3 U	< 5.9 U	< 7.0 U	< 7.6 U	< 12 U	< 5.9 U	< 5.9 U	< 5.4 U	< 5.9 U	< 5.3 U	< 16 UJ	< 20 UJ	< 8.1 UJ	< 6.4 U	< 7.2 U	< 5.9 U
CIS-1,2-DICHLOROETHYLENE	156-59-2	ug/kg	< 6.3 U	< 5.9 U	< 7.0 U	< 7.6 U	< 12 U	< 5.9 U	< 5.9 U	< 5.4 U	< 5.9 U	< 5.3 U	< 16 UJ	51 J	< 8.1 UJ	< 6.4 U	< 7.2 U	< 5.9 U
cis-1,3-Dichloropropene	10061-01-5	ug/kg	< 6.3 U	< 5.9 U	< 590 U	< 7.6 U	< 12 U	< 5.9 U	< 5.9 U	< 5.4 U	< 5.9 U	< 5.3 U	< 16 UJ	< 20 UJ	< 8.1 UJ	< 6.4 U	< 7.2 U	< 5.9 U
Cyclohexane	110-82-7	ug/kg	< 6.3 U	< 5.9 U	< 590 U	< 7.6 U	< 12 U	< 420 U	86 J	< 5.4 U	< 5.9 U	< 5.3 U	< 16 UJ	< 20 UJ	< 8.1 UJ	< 6.4 UJ	< 7.2 UJ	< 5.9 U
DIBROMOCHLOROMETHANE	124-48-1	ug/kg	< 6.3 U	< 5.9 U	< 590 U	< 7.6 U	< 12 U	< 5.9 U	< 5.9 U	< 5.4 U	< 5.9 U	< 5.3 U	< 16 UJ	< 20 UJ	< 8.1 UJ	< 6.4 U	< 7.2 U	< 5.9 U
Dichlorodifluoromethane	75-71-8	ug/kg	< 6.3 U	< 5.9 U	< 7.0 U	< 7.6 U	< 12 U	< 5.9 U	< 5.9 U	< 5.4 U	< 5.9 U	< 5.3 U	< 16 UJ	< 20 UJ	< 8.1 UJ	< 6.4 U	< 7.2 U	< 5.9 U
Ethylbenzene	100-41-4	ug/kg	< 6.3 U	< 5.9 U	< 590 U	< 7.6 U	< 12 U	< 5.9 U	< 5.9 U	< 5.4 U	< 5.9 U	< 5.3 U	< 16 UJ	< 20 UJ	< 8.1 UJ	< 6.4 U	< 7.2 U	< 5.9 U
Isopropylbenzene (Cumene)	98-82-8	ug/kg	< 6.3 UJ	< 5.9 U	< 590 U	< 500 U	< 12 U	< 420 U	< 330 U	< 390 U	< 430 U	< 360 U	< 16 UJ	< 20 UJ	R	< 6.4 U	< 7.2 U	< 5.9 U
m,p-Xylene	179601-23-1	ug/kg	< 6.3 U	< 5.9 U	< 590 U	< 7.6 U	< 12 U	< 5.9 U	82 J	< 5.4 U	< 5.9 U	< 5.3 U	< 16 UJ	< 20 UJ	< 8.1 UJ	< 6.4 U	< 7.2 U	< 5.9 U
METHYL ACETATE	79-20-9	ug/kg	< 6.3 U	< 5.9 U	< 7.0 U	< 7.6 U	< 12 UJ	< 5.9 U	< 330 U	< 390 U	1100	< 5.3 U	2400 J	< 20 UJ	< 8.1 UJ	< 6.4 U	< 7.2 U	< 5.9 UJ
Methyl Ethyl Ketone (2-Butanone)	78-93-3	ug/kg	< 13 U	< 12 U	< 14 U	< 15 U	< 24 U	< 12 U	< 12 U	< 790 U	< 12 U	< 11 U	< 33 UJ	< 40 UJ	< 16 UJ	< 13 U	< 14 U	< 12 U
METHYL ISOBUTYL KETONE (4-METHYL-2-PENTANONE)	108-10-1	ug/kg	< 13 U	< 12 U	< 1200 U	< 15 U	< 24 U	< 12 U	< 12 U	< 790 U	< 12 U	< 11 U	< 33 UJ	< 40 UJ	R	< 13 U	< 14 U	< 12 U
Methylcyclohexane	108-87-2	ug/kg	< 6.3 U	< 5.9 U	< 590 U	< 7.6 U	< 12 U	< 420 U	250 J	< 5.4 U	< 5.9 U	< 5.3 U	< 16 UJ	< 20 UJ	< 8.1 UJ	< 6.4 U	< 7.2 U	< 5.9 U
Methylene Chloride	75-09-2	ug/kg	< 6.3 U	< 5.9 U	< 7.0 U	< 7.6 U	< 12 UJ	11 J+	< 330 U	11 J	< 5.9 U	7.3 J+	19 J	23 J	< 8.1 UJ	< 6.4 U	< 7.2 U	6.9 J
o-Xylene (1,2-Dimethylbenzene)	95-47-6	ug/kg	< 6.3 U	< 5.9 U	< 590 U	< 7.6 U	< 12 U	< 5.9 U	< 5.9 U	< 5.4 U	< 5.9 U	< 5.3 U	< 16 UJ	< 20 UJ	< 8.1 UJ	< 6.4 U	< 7.2 U	< 5.9 U
Styrene	100-42-5	ug/kg	< 6.3 U	< 5.9 U	< 590 U	< 7.6 U	< 12 UJ	< 5.9 U	< 5.9 UJ	< 5.4 U	< 5.9 U	< 5.3 U	< 16 UJ	< 20 UJ	< 8.1 UJ	< 6.4 U	< 7.2 U	< 5.9 U
TERT-BUTYL METHYL ETHER	1634-04-4	ug/kg	< 6.3 U	< 5.9 U	< 7.0 U	< 7.6 U	< 12 UJ	< 5.9 U	< 330 U	< 390 U	< 5.9 U	< 5.3 U	< 16 UJ	< 20 UJ	< 8.1 UJ	< 6.4 U	< 7.2 U	< 5.9 UJ
Tetrachloroethylene (PCE)	127-18-4	ug/kg	< 6.3 U	< 5.9 U	< 590 U	< 7.6 U	< 12 U	< 5.9 U	420	< 5.4 U	< 5.9 U	< 5.3 U	14 J	50 J	< 8.1 UJ	< 6.4 U	< 7.2 U	< 5.9 U
Toluene	108-88-3	ug/kg	< 6.3 U	< 5.9 U	< 590 U	< 7.6 U	< 12 U	< 5.9 U	< 5.9 U	< 5.4 U	< 5.9 U	< 5.3 U	< 16 UJ	< 20 UJ	< 8.1 UJ	< 6.4 U	< 7.2 U	< 5.9 U
Trans-1,2-Dichloroethylene	156-60-5	ug/kg	< 6.3 U	< 5.9 U	< 7.0 U	< 7.6 U	< 12 U	< 5.9 U	< 5.9 U	< 5.4 U	< 5.9 U	< 5.3 U	< 16 UJ	< 20 UJ	< 8.1 UJ	< 6.4 U	< 7.2 U	< 5.9 U
Trans-1,3-Dichloropropene	10061-02-6	ug/kg	< 6.3 U	< 5.9 U	< 590 U	< 7.6 U	< 12 U	< 5.9 U	< 5.9 U	< 5.4 U	< 5.9 U	< 5.3 U	< 16 UJ	< 20 UJ	< 8.1 UJ	< 6.4 U	< 7.2 U	< 5.9 U
Trichloroethylene (TCE)	79-01-6	ug/kg	< 6.3 U	< 5.9 U	< 590 U	< 7.6 U	< 12 U	< 5.9 U	< 5.9 U	< 5.4 U	< 5.9 U	< 5.3 U	4.6 J	17 J	< 8.1 UJ	< 6.4 U	< 7.2 U	< 5.9 U
Trichlorofluoromethane	75-69-4	ug/kg	< 6.3 U	< 5.9 U	< 7.0 U	< 7.6 U	< 12 UJ	< 5.9 U	< 330 U	< 390 U	< 5.9 U	< 5.3 U	< 16 UJ	< 20 UJ	< 8.1 UJ	< 6.4 U	< 7.2 U	< 5.9 UJ
Vinyl Chloride	75-01-4	ug/kg	< 6.3 U	< 5.9 U	< 7.0 U	< 7.6 U	< 12 U	< 5.9 U	< 5.9 U	< 5.4 U	< 5.9 U	< 5.3 U	< 16 UJ	< 20 UJ	< 8.1 UJ	< 6.4 U	< 7.2 U	< 5.9 U

Table 12
Phase 2 Reach Floodplain Soil Analytical Results
Phase 2 Data Evaluation Summary Memorandum
Lower Neponset River
Boston and Milton, Massachusetts

Analyte	CAS Number	Units	24D-0200 24D-0200-AS 6/28/2024 N 0 - 1 ft	24D-0200 24D-0200-BS 6/28/2024 N 1 - 1.6 ft	24D-0201 24D-0201-AS 6/28/2024 N 0 - 1 ft	24D-0201 24D-0201-BS 6/28/2024 N 1 - 2 ft	24D-0202 24D-0202-AS 7/1/2024 N 0 - 0.8 ft	24D-0203 24D-0203-AS 7/1/2024 N 0 - 1 ft	24D-0203 24D-0203-BS 7/1/2024 N 1 - 2 ft	24D-0203 24D-0203-CS 7/1/2024 N 2 - 2.9 ft	24D-0204 24D-0204-AS 5/22/2024 N 0 - 1 ft	24D-0204 24D-0204-BS 5/22/2024 N 1 - 1.9 ft	24D-0205 24D-0205-AS 5/22/2024 N 0 - 1 ft	24D-0205 24D-0205-BS 5/22/2024 N 1 - 2 ft	24D-0206 24D-0206-AS 5/22/2024 N 0 - 1 ft	24D-0206 24D-0206-BS 5/22/2024 N 1 - 2 ft	24D-0206 24D-0206-CS 5/22/2024 N 2 - 3 ft	24D-0207 24D-0207-AS 5/22/2024 N 0 - 1 ft
TCL SVOCs																		
1,2,4,5-TETRACHLOROBENZENE	95-94-3	ug/kg	< 220 U	< 200 U	< 250 U	< 240 U	< 440 U	< 210 U	< 190 U	< 200 U	< 210 U	< 200 U	< 630 UJ	< 710 UJ	< 300 U	< 250 U	< 230 U	< 220 U
1,4-Dioxane (P-Dioxane)	123-91-1	ug/kg	< 86 U	< 79 U	< 99 U	< 94 U	< 170 U	< 83 U	< 73 U	< 79 U	< 82 U	< 80 U	< 250 UJ	< 280 UJ	< 120 U	< 98 U	< 91 U	< 88 U
1-Methylnaphthalene	90-12-0	ug/kg	7.3	1.1 J	16	26	1.8 J	31	27	23	110 J	520	3.0 J	4.3 J	21	< 4.8 U	< 4.5 U	58
2,3,4,6-TETRACHLOROPHENOL	58-90-2	ug/kg	< 220 U	< 200 U	< 250 U	< 240 U	< 440 U	< 210 U	< 190 U	< 200 U	< 210 U	< 200 U	< 630 UJ	< 710 UJ	< 300 U	< 250 U	< 230 U	< 220 U
2,4,5-TRICHLOROPHENOL	95-95-4	ug/kg	< 220 U	< 200 U	< 250 U	< 240 U	< 440 U	< 210 U	< 190 U	< 200 U	< 210 U	< 200 U	< 630 UJ	< 710 UJ	< 300 U	< 250 U	< 230 U	< 220 U
2,4,6-TRICHLOROPHENOL	88-06-2	ug/kg	< 220 U	< 200 U	< 250 U	< 240 U	< 440 U	< 210 U	< 190 U	< 200 U	< 210 U	< 200 U	< 630 UJ	< 710 UJ	< 300 U	< 250 U	< 230 U	< 220 U
2,4-DICHLOROPHENOL	120-83-2	ug/kg	< 220 U	< 200 U	< 250 U	< 240 U	< 440 U	< 210 U	< 190 U	< 200 U	< 210 U	< 200 U	< 630 UJ	< 710 UJ	< 300 U	< 250 U	< 230 U	< 220 U
2,4-DIMETHYLPHENOL	105-67-9	ug/kg	< 220 UJ	< 200 UJ	< 250 U	< 240 U	< 440 U	< 210 UJ	< 190 U	< 200 UJ	< 210 U	56 J	< 630 UJ	< 710 UJ	< 300 U	< 250 U	< 230 U	< 220 U
2,4-DINITROPHENOL	51-28-5	ug/kg	< 430 U	< 390 U	< 490 UJ	< 470 U	< 850 U	< 410 U	< 360 U	< 390 U	< 410 U	< 390 U	< 1200 UJ	< 1400 UJ	< 590 U	< 480 U	< 450 U	< 430 U
2,4-DINITROTOLUENE	121-14-2	ug/kg	< 220 U	< 200 U	< 250 U	< 240 U	< 440 U	< 210 U	< 190 U	< 200 U	< 210 U	< 200 U	< 630 UJ	< 710 UJ	< 300 U	< 250 U	< 230 U	< 220 U
2,6-DINITROTOLUENE	606-20-2	ug/kg	< 220 U	< 200 U	< 250 U	< 240 U	< 440 U	< 210 U	< 190 U	< 200 U	< 210 U	< 200 U	< 630 UJ	< 710 UJ	< 300 U	< 250 U	< 230 U	< 220 U
2-CHLORONAPHTHALENE	91-58-7	ug/kg	< 220 U	< 200 U	< 250 U	< 240 U	< 440 U	< 210 U	< 190 U	< 200 U	< 210 U	< 200 U	< 630 UJ	< 710 UJ	< 300 U	< 250 U	< 230 U	< 220 U
2-CHLOROPHENOL	95-57-8	ug/kg	< 220 U	< 200 U	< 250 U	< 240 U	< 440 U	< 210 U	< 190 U	< 200 U	< 210 U	< 200 U	< 630 UJ	< 710 UJ	< 300 U	< 250 U	< 230 U	< 220 U
2-Methylnaphthalene	91-57-6	ug/kg	7.9	1.2 J	20	34	2.4 J	38	27	27	120 J	590	3.7 J	5.2 J	28	< 4.8 U	< 4.5 U	61
2-METHYLPHENOL (O-CRESOL)	95-48-7	ug/kg	< 430 U	< 390 U	< 490 U	< 470 U	< 850 U	< 410 U	< 360 U	< 390 U	< 410 U	< 390 U	< 1200 UJ	< 1400 UJ	< 590 U	< 480 U	< 450 U	< 430 U
2-NITROANILINE	88-74-4	ug/kg	< 220 U	< 200 U	< 250 UJ	< 240 U	< 440 U	< 210 U	< 190 U	< 200 U	< 210 U	< 200 U	< 630 UJ	< 710 UJ	< 300 U	< 250 U	< 230 U	< 220 U
2-NITROPHENOL	88-75-5	ug/kg	< 220 U	< 200 U	< 250 U	< 240 U	< 440 U	< 210 U	< 190 U	< 200 U	< 210 U	< 200 U	< 630 UJ	< 710 UJ	< 300 U	< 250 U	< 230 U	< 220 U
3,3'-DICHLOROBENZIDINE	91-94-1	ug/kg	< 430 U	< 390 U	< 490 U	< 470 U	< 850 U	< 410 U	< 360 U	< 390 U	< 410 U	< 390 U	< 1200 UJ	< 1400 UJ	< 590 U	< 480 U	< 450 U	< 430 U
3-NITROANILINE	99-09-2	ug/kg	< 430 U	< 390 U	< 490 UJ	< 470 U	< 850 U	< 410 U	< 360 U	< 390 U	< 410 U	< 390 U	< 1200 UJ	< 1400 UJ	< 590 U	< 480 U	< 450 U	< 430 U
4,6-DINITRO-2-METHYLPHENOL	534-52-1	ug/kg	< 430 U	< 390 U	< 490 U	< 470 U	< 850 U	< 410 U	< 360 U	< 390 U	< 410 U	< 390 U	< 1200 UJ	< 1400 UJ	< 590 U	< 480 U	< 450 U	< 430 U
4-BROMOPHENYL PHENYL ETHER	101-55-3	ug/kg	< 220 U	< 200 U	< 250 U	< 240 U	< 440 U	< 210 U	< 190 U	< 200 U	< 210 U	< 200 U	< 630 UJ	< 710 UJ	< 300 U	< 250 U	< 230 U	< 220 U
4-CHLORO-3-METHYLPHENOL	59-50-7	ug/kg	< 220 U	< 200 U	< 250 U	< 240 U	< 440 U	< 210 U	< 190 U	< 200 U	< 210 U	< 200 U	< 630 UJ	< 710 UJ	< 300 U	< 250 U	< 230 U	< 220 U
4-CHLOROANILINE	106-47-8	ug/kg	< 430 U	< 390 U	< 490 UJ	< 470 UJ	< 850 U	< 410 U	< 360 U	< 390 U	< 410 U	< 390 U	< 1200 UJ	< 1400 UJ	< 590 U	< 480 U	< 450 U	< 430 U
4-CHLOROPHENYL PHENYL ETHER	7005-72-3	ug/kg	< 220 U	< 200 U	< 250 U	< 240 U	< 440 U	< 210 U	< 190 U	< 200 U	< 210 U	< 200 U	< 630 UJ	< 710 UJ	< 300 U	< 250 U	< 230 U	< 220 U
4-METHYLPHENOL (P-CRESOL)	106-44-5	ug/kg	< 430 U	< 390 U	< 490 U	< 470 U	< 850 U	< 410 U	< 360 U	< 390 U	< 410 U	88 J	< 1200 UJ	< 1400 UJ	< 590 U	< 480 U	110 J	< 430 U
4-Nitroaniline	100-01-6	ug/kg	< 430 U	< 390 U	< 490 UJ	< 470 U	< 850 U	< 410 U	< 360 U	< 390 U	< 410 U	< 390 U	< 1200 UJ	< 1400 UJ	< 590 U	< 480 U	< 450 U	< 430 U
4-NITROPHENOL	100-02-7	ug/kg	< 430 U	< 390 U	< 490 UJ	< 470 U	< 850 U	< 410 U	< 360 U	< 390 U	< 410 U	< 390 U	< 1200 UJ	< 1400 UJ	< 590 U	< 480 U	< 450 U	< 430 U
Acenaphthene	83-32-9	ug/kg	6.5	1.2 J	28	45	6.7 J	29	9.3	35	180 J	770	< 12 UJ	3.8 J	38 J	< 4.8 UJ	< 4.5 UJ	18 J
ACENAPHTHYLENE	208-96-8	ug/kg	19	3.5 J	61	100	7.6 J	150	51	80	500	1100	8.1 J	10 J	79	1.9 J	< 4.5 U	49
Acetophenone	98-86-2	ug/kg	< 430 U	< 390 U	< 490 U	< 470 U	< 850 U	< 410 U	< 360 U	< 390 U	< 410 U	< 390 U	< 1200 UJ	< 1400 UJ	< 590 U	< 480 U	< 450 U	< 430 U
ANTHRACENE	120-12-7	ug/kg	21	3.0 J	77	150	17	240	58	160	790	1800	9.5 J	20 J	160	1.9 J	< 4.5 U	88
ATRAZINE	1912-24-9	ug/kg	< 430 U	< 390 U	< 490 U	< 470 U	< 850 U	< 410 U	< 360 U	< 390 U	< 410 U	< 390 U	< 1200 UJ	< 1400 UJ	< 590 U	< 480 U	< 450 U	< 430 U
BENZALDEHYDE	100-52-7	ug/kg	< 430 U	< 390 U	860	710	< 850 U	< 410 U	< 360 U	< 390 U	120 J	< 390 U	< 1200 UJ	< 1400 UJ	< 590 U	< 480 U	< 450 U	< 430 U
BENZO(A)ANTHRACENE	56-55-3	ug/kg	110	13	270	580	79	660	180 J	320	3000	4000	36 J	64 J	560	7.3	1.5 J	430
BENZO(A)PYRENE	50-32-8	ug/kg	39	16	160	320	54	330	140	180	1800	2200	44 J	64 J	440	7.8	1.4 J	470
Benzo(B)Fluoranthene	205-99-2	ug/kg	180	22	450	920	140	1000	270	510	4700	5400	69 J	92 J	760	12	2.6 J	630
Benzo(G,H,I)Perylene	191-24-2	ug/kg	5.4	11	23	38	16	40	13	20	260	250	33 J	43 J	51	5.9	1.2 J	310
Benzo(K)Fluoranthene	207-08-9	ug/kg	51	7.8	150	280	48	310	110	140	1400	2000	23 J	36 J	290	3.8 J	< 4.5 U	200
BENZYL BUTYL PHTHALATE	85-68-7	ug/kg	< 220 U	< 200 U	< 250 U	< 240 U	< 440 U	< 210 U	< 190 U	< 200 U	< 210 U	< 200 U	< 630 UJ	< 710 UJ	< 300 U	< 250 U	< 230 U	69 J
BIPHENYL (DIPHENYL)	92-52-4	ug/kg	< 220 U	< 200 U	< 250 U	< 240 U	< 440 U	< 210 U	< 190 U	< 200 U	< 210 U	160 J	< 630 UJ	< 710 UJ	< 300 U	< 250 U	< 230 U	< 220 U
BIS(2-CHLOROETHOXY) METHANE	111-91-1	ug/kg	< 220 U	< 200 U	< 250 U	< 240 U	< 440 U	< 210 UJ	< 190 U	< 200 UJ	< 210 U	< 200 U	< 630 UJ	< 710 UJ	< 300 U	< 250 U	< 230 U	< 220 U
BIS(2-CHLOROETHYL) ETHER (2-CHLOROETHYL ETHER)	111-44-4	ug/kg	< 430 U	< 390 U	< 490 U	< 470 U	< 850 U	< 410 UJ	< 360 U	< 390 UJ	< 410 U	< 390 U	< 1200 UJ	< 1400 UJ	< 590 U	< 480 U	< 450 U	< 430 U
BIS(2-CHLOROISOPROPYL) ETHER	108-60-1	ug/kg	< 430 U	< 390 U	< 490 U	< 470 U	< 850 U	< 410 U	< 360 U	< 390 U	< 410 U	< 390 U	< 1200 UJ	< 1400 UJ	< 590 U	< 480 U	< 450 U	< 430 U
BIS(2-ETHYLHEXYL) PHTHALATE	117-81-7	ug/kg	< 220 U	< 200 U	< 250 U	180 J	< 440 U	140 J	< 190 U	50 J	< 210 U	< 200 U	< 630 UJ	< 710 UJ	140 J	< 250 U	< 230 U	500
Caprolactam	105-60-2	ug/kg	< 430 U	< 390 U	< 490 U	< 470 U	< 850 U	< 410 U	< 360 U	< 390 U	< 410 U	< 390 U	< 1200 UJ	< 1400 UJ	< 590 U	< 480 U	< 450 U	< 430 U
CARBAZOLE	86-74-8	ug/kg	< 430 U	< 390 U	< 490 U	83 J	< 850 U	75 J	< 360 U	48 J	560	2600	< 1200 UJ	< 1400 UJ	82 J	< 480 U	< 450 U	71 J
CHRYSENE	218-01-9	ug/kg	140	17	320	700	96	810	270	400	3800	6200	40 J	61 J	660	8.3	1.5 J	570
DIBENZ(A,H)ANTHRACENE	53-70-3	ug/kg	18	2.8 J	59	110	17	160	40	72	650	750	7.6 J	11 J	120	1.4 J	< 4.5 U	69
Dibenzofuran	132-64-9	ug/kg	< 220 U	< 200 U	< 250 U	< 240 U	< 440 U	< 210 U	< 190 U	< 200 U	170 J	1100	< 630 UJ	< 710 UJ	< 300 U	< 250 U	< 230 U	< 220 U
Diethyl Phthalate	84-66-2	ug/kg	< 220 U	< 200 U	< 250 U	< 240 U	< 440 U	< 210 U	< 190 U	< 200 U	< 210 U	< 200 U	< 630 UJ	< 710 UJ	< 300 U	< 250 U	< 230 U	< 220 U
DIMETHYL PHTHALATE	131-11-3	ug/kg	< 220 U	< 200 U	< 250 U	< 240 U	< 440 U	< 210 U	< 190 U	< 200 U	< 210 U	< 200 U	< 630 UJ	< 710 UJ	< 300 U	< 250 U	< 230 U	< 220 U
Di-N-Butyl Phthalate	84-74-2	ug/kg	< 220 U	< 200 U	< 250 U	< 240 U	< 440 U	< 210 U	< 190 U	< 200 U	< 210 U	< 200 U	< 630 UJ	< 710 UJ	< 300 U	< 250 U	< 230 U	< 220 U
DI-N-OCTYLPHTHALATE	117-84-0	ug/kg	< 430 U	< 390 U	< 490 U	< 470 U	< 850 U	< 410 U	< 360 U	< 390 U	< 410 U	< 390 U	< 1200 UJ	< 1400 UJ	< 590 U	< 480 U	< 450 U	< 430 U
FLUORANTHENE	206-44-0	ug/kg	290	36	620	1100	150	1400	310	700	7000	20000	76 JEB	130 JEB	1200	15 JEB	2.9 JEB	890
FLUORENE	86-73-7	ug/kg	8.3	1.5 J	34	54	7.3 J	33	13	35	220	1100	3.4 J	9.6 J	47	< 4.8 U	< 4.5 U	21
HEXACHLOROBENZENE	118-74-1	ug/kg	< 220 U	< 200 U	< 250 U	< 240 U	< 440 U	< 210 U	< 190 U	< 200 U	< 210 U	< 200 U	< 630 UJ	< 710 UJ	< 300 U	< 250 U	< 230 U	< 220 U
Hexachlorobutadiene	87-68-3	ug/kg	< 220 U	< 200 U	< 250 U	< 240 U	< 440 U	< 210 U	< 190 U	< 200 U	< 210 U	< 200 U	< 630 UJ	< 710 UJ	< 300 U	< 250 U	< 230 U	< 220 U
HEXACHLOROCYCLOPENTADIENE	77-47-4	ug/kg	< 430 U	< 390 U	< 490 U	< 470 U	< 850 U	< 410 UJ	< 360 U	< 390 UJ	< 410 U	< 390 U	< 1200 UJ	< 1400 UJ	< 590 U	< 480 U	< 450 U	< 430 U
HEXACHLOROETHANE	67-72-1	ug/kg	< 220 U	< 200 U	< 250 U	< 240 U	< 440 U	< 210 U	< 190 U	< 200 U	< 210 U	< 200 U	< 630 UJ	< 710 UJ	< 300 U	< 250 U	< 230 U	< 220 U
INDENO(1,2,3-C,D)PYRENE	193-39-5	ug/kg	32	9.1	110	230	39	300	110	140	1600	1800	27 J	38 J	310	4.9	0.91 J	260
ISOPHORONE	78-59-1	ug/kg	< 220 U	< 200 U	< 250 U	< 240 U	< 440 U	< 210 U	< 190 U	< 200 U	< 210 U	< 200 U	< 630 UJ	< 710 UJ	< 300 U	< 250 U	< 230 U	< 220 U
Naphthalene	91-20-3	ug/kg	8.3	1.1 J	23	45	3.8 J	35	23	31	180 J	1100	6.3 JEB	9.4 JEB	49 EB	< 4.8 U	< 4.5 U	45 EB
NITROBENZENE	98-95-3	ug/kg	< 220 U	< 200 U	< 250 U	< 240 U	< 440 U	< 210 U	< 190 U	< 200 U	< 210 U	< 200 U	< 630 UJ	< 710 UJ	< 300 U	< 250 U	< 230 U	< 220 U
N-NITROSODI-N-PROPYLAMINE	621-64-7	ug/kg	< 220 U	< 200 U	< 250 U	< 240 U	< 440 U	< 210 U	< 190 U	< 200 U	< 210 U	< 200 U	< 630 UJ	< 710 UJ	< 300 U	< 250 U	< 230 U	< 220 U
N-NITROSODIPHENYLAMINE	86-30-6	ug/kg	< 220 U	< 200 U	< 250 U	< 240 U	< 440 U	< 210 U	< 190 U	< 200 U	< 210 U	< 200 U	< 630 UJ	< 710 UJ	< 300 U	< 250 U	< 230 U	< 220 U
PENTACHLOROPHENOL	87-86-5	ug/kg	< 8.6 U	< 8.0 U	6.2 J	9.2 J	< 17 U	5.7 J	< 7.3 U	2.7 J	< 410 U	< 390 U	< 25 UJ	< 28 UJ	6.2 J	< 9.8 U	< 9.1 U	< 8.8 U
PHENANTHRENE	85-01-8	ug/kg	150	16	360	700	100	660	220	460	3800	19000	38 J	80 J	670	7.9	1.5 J	470
PHENOL	108-95-2	ug/kg	< 430 U	< 390 U	< 490 U	< 470 U	< 850 U	< 410 U	< 360 U	< 390 U	< 410 U	55 J	< 1200 UJ	< 1400 UJ	< 590 U	< 480 U	< 450 U	< 430 U
PYRENE	129-00-0	ug/kg	150	29 J	390 J	760	130	920	220	450	4900	12000	67 J	100 J	960	14	2.4 J	770

Table 12
Phase 2 Reach Floodplain Soil Analytical Results
Phase 2 Data Evaluation Summary Memorandum
Lower Neponset River
Boston and Milton, Massachusetts

Analyte	CAS Number	Units	24D-0207 24D-0207-BS 5/22/2024 N 1 - 1.4 ft	24D-0208 24D-0208-AS 7/10/2024 N 0 - 1 ft	24D-0208 24D-0208-BS 7/10/2024 N 1 - 2 ft	24D-0208 24D-0208-CS 7/10/2024 N 2 - 3 ft	24D-0209 24D-0209-AS 7/10/2024 N 0 - 1 ft	24D-0209 24D-0209-BS 7/10/2024 N 1 - 1.7 ft	24D-0210 24D-0210-AS 7/1/2024 N 0 - 0.4 ft	24D-0211 24D-0211-AD 7/1/2024 FD 0 - 0.8 ft	24D-0211 24D-0211-AS 7/1/2024 N 0 - 0.8 ft	24D-0212 24D-0212-AS 7/1/2024 N 0 - 1 ft	24D-0212 24D-0212-BS 7/1/2024 N 1 - 1.4 ft	24D-0213 24D-0213-AS 7/1/2024 N 0 - 1 ft	24D-0214 24D-0214-AS 7/10/2024 N 0 - 1 ft	24D-0214 24D-0214-BS 7/10/2024 N 1 - 2 ft	24D-0218 24D-0218-AS 7/17/2024 N 0 - 1 ft	24D-0218 24D-0218-BS 7/17/2024 N 1 - 2 ft
PCDD/F																		
1,2,3,4,6,7,8-HpCDD	35822-46-9	pg/g	52.7	4830	26100 J	998	57.8	9.56	379	221	199	62.8	22.8	2070	4060	4640	1740 EB	1570 EB
1,2,3,4,6,7,8-HpCDF	67562-39-4	pg/g	46.2	1850	13500 J	870	60.4	9.4	217	102 J	95.4 J	15.3 J	4.65 J	1140	1900	2030	947 EB	725 EB
1,2,3,4,7,8,9-HpCDF	55673-89-7	pg/g	2.67	71.1	338	19.7	3.44	0.722 J	7.76 JN	4.4	4.81	0.978 J	< 0.436 U	39.4	70.4	95.5	30.5	26
1,2,3,4,7,8-HxCDD	39227-28-6	pg/g	1.81 J	47.9	238	10.5	2.02 JN	0.924 J	4.92	3.18 JN	3.4 J	1.08 J	0.819 J	24.2	40.4	65.9	15.4	13.4
1,2,3,4,7,8-HxCDF	70648-26-9	pg/g	9.45	111	454	36.2	13	2.22 J	13.5	12.3	12.5	1.68 J	0.7 JN	68	144	201	52.2	44.1
1,2,3,6,7,8-HxCDD	57653-85-7	pg/g	4.36	235	1450	65.6	5.1	1.1 JN	20.5	11.4 J	10.4 J	2.21 J	1.05 JN	98	193	246	86.5	78.5
1,2,3,6,7,8-HxCDF	57117-44-9	pg/g	7.34	67.9	299	24.4	9.78	1.59 JN	9.24 J	9.34	9.08	1.23 JN	0.715 J	41.6 J	72.9	94.1	31.6	24.7
1,2,3,7,8,9-HxCDD	19408-74-3	pg/g	2.84	126	740	32.7	3.43	1 J	12.8	6.61 JN	6.51 J	1.71 JN	0.793 J	60.2	102	148	46	37
1,2,3,7,8,9-HxCDF	72918-21-9	pg/g	< 0.372 U	< 1.49 U	< 4.42 UJ	< 1.01 U	< 0.445 U	< 0.411 U	< 0.488 U	< 0.702 U	< 0.66 U	< 0.411 U	< 0.409 U	< 1.41 U	< 1.57 U	< 1.88 U	< 1.69 U	< 1.51 U
1,2,3,7,8-PeCDD	40321-76-4	pg/g	2.29 JN	18.8	91	4.89	2.22 J	0.526 J	2.48 J	3.44 JN	2.38 JN	< 0.534 UJ	< 0.454 UJ	9.93 J	17.7	39.2	7.08 JN	6.66 JN
1,2,3,7,8-PeCDF	57117-41-6	pg/g	4.02	19.4	43.2	23.8	3.81	1.16 J	2.33 J	4.14 J	4.11 J	0.579 JN	< 0.326 UJ	9.43	23.5	59	8.18	9.26
2,3,4,6,7,8-HxCDF	60851-34-5	pg/g	12.3	75	376	25.1	17.8	3.28	10.2 J	13.8	13.1	1.59 J	0.676 JN	41.9 J	74.2	102	45.9 J	29.1 J
2,3,4,7,8-PeCDF	57117-31-4	pg/g	21.1 J	105 J	435 J	42.1 J	28 J	5.13 J	11.1 J	24.2 J	24 J	1.84 J	0.775 JN	37.3 J	113 J	360 J	36.4 J	41.2 J
2,3,7,8-TCDD	1746-01-6	pg/g	< 0.964 UJ	7.11 J	45.4 J	2.24 J	1.2 JN	< 0.988 UJ	1.01 J	1.1 JN	0.768 JN	< 0.962 UJ	< 0.965 UJ	2.43 J	5.93 J	12.3 J	1.78 J	1.79 JN
2,3,7,8-TCDF	51207-31-9	pg/g	7.14	48.9	89.2	97.8	6.78	1.95	4.66	7.2 J	5.92 J	< 0.594 UJ	< 0.35 UJ	15.9	44.7	112	15.4	19.8
OCDD	3268-87-9	pg/g	334 EB	36700 J	162000 J	6210	360	68.7	2530	1760	1510	2570	885	14300 J	31400 J	38400 J	11600 J	10900 J
OCDF	39001-02-0	pg/g	62.6	2570	13300 J	601	67.6	10.1	255	132 J	121 J	25.2 J	9.69 J	1330	2330	2300	932	808
Total HpCDD	RA_Total_HpCDD	pg/g	104.8	8790	46200	1727	111.5	18.63	698	422	389	133.2	47.2	3740	7300	8420	3160	2810
Total HpCDF	RA_Total_HpCDF	pg/g	77.82	4243.8	29392	1716.56	97.86	15.261	429.52	207.17	193	28.678	8.4	2231.9	3933.1	4456.6	1856.5	1623.8
Total HxCDD	RA_Total_HxCDD	pg/g	41.228	1469.6	9357.2	423.16	46.13	10.484	135.65	88.08	81.546	20.4	6.962	639.45	1166	1593.8	544.79	466.99
Total HxCDF	RA_Total_HxCDF	pg/g	148.41	1635.82	10530.4	641.32	199.96	33.554	200.048	183.38	174.7	20.12	7.891	881.4	1582.17	1989.85	769.24	629.49
Total PeCDD	RA_Total_PeCDD	pg/g	28.01	191.95	1091.7	62.31	28.153	6.581	20.66	38.529	25.078	4.34 U	1.53 U	80.3	157.37	275.52	57.08	58.825
Total PeCDF	RA_Total_PeCDF	pg/g	246.413	908.9	3931.15	322.918	284.125	51.132	118.816	239.38	232.05	15.498	5.517	380.99	884.35	2097.68	348.09	358.114
Total TCDD	RA_Total_TCDD	pg/g	12.44 U	78.351	309.584	26.408	22.426	7.28 U	5.372	38.54	14.88	< 0.962 U	< 0.965 U	26.85	66.478	103.72	15.711	18.39
Total TCDF	RA_Total_TCDF	pg/g	183.096	935.84	2007.4	366.58	187.03	49.744	68.905	188.364	174.237	4.945 U	1.907 U	234.57	696.24	2239.2	335.72	327.17
Total PCDD/F TEQ (Bird)	RA-TEQ-B-DF	pg/g	34.84016	252.453	1060.23	173.0071	43.87296	8.70686	27.4131	42.3062	39.2362	3.0801	1.273619	105.29	254.077	619.63	93.4512	95.5718
Total PCDD/F TEQ (Fish)	RA-TEQ-F-DF	pg/g	17.86506	162.743	796.33	59.6391	23.84176	4.55716	18.3816	23.9953	22.3508	2.46325	1.183299	76.5355	162.937	346.615	63.0022	58.3988
Total PCDD/F TEQ (Mammal)	RA-TEQ-M-DF	pg/g	208.454	1084.786	70.6243	19.06998	3.52666	21.345	22.1488	20.0437	3.08871	1.250707	95.9959	195.778	338.035	80.26	72.4702	28.9778
PCB Congeners																		
PCB-001	2051-60-7	ng/g	< 0.0362 U	54.4 J	42.3 J	2.47	0.154 J	0.121 J	8.92	0.463 J	0.326 J	< 0.0331 UJ	< 0.0332 UJ	58 J	19.4	5.47	33.9 J	15.6 J
PCB-002	2051-61-8	ng/g	< 0.0522 U	31 J	29.4 J	< 0.0473 UJ	< 0.0476 UJ	< 0.0477 UJ	< 0.0481 U	< 0.0474 U	< 0.0478 U	< 0.0463 U	< 0.0465 U	1.18	0.509 J	< 0.0475 UJ	0.672 J	0.516 J
PCB-003	2051-62-9	ng/g	< 0.0508 U	536 J	563 J	15.2 J	0.639 J	0.594 J	3.45	0.188 J	< 0.0492 UJ	< 0.0477 UJ	< 0.0479 UJ	21.5	12 J	3.52 J	18.7 J	13.2 J
PCB-004/010	PCB-4/10	ng/g	< 0.0909 U	1010 J	1510 J	37.7	2.3	1.09	31.3	4.48 J	3.35 J	< 0.0832 UJ	< 0.0836 UJ	110 J	44.9 J	29	87.1 J	55.4 J
PCB-005/008	PCB-5/8	ng/g	< 0.0868 U	610 J	436 J	11.8 J+	2.58	1.58	37.3	6.38 J	6.82 J	< 0.0765 UJ	< 0.0768 UJ	73.5 J	47.9 J	34.9	97.5 J	71.5 J
PCB-006	25569-80-6	ng/g	< 0.0506 U	719 J	500 J	12.6 J+	2.12	1.57	4.43	1.34 J	1.58 J	< 0.0448 UJ	< 0.045 UJ	14.6	13.5	12.9	12.6 J	11.8 J
PCB-007/009	PCB-7/9	ng/g	< 0.0878 U	55.9 J	38.6	3.02 J+	< 0.0865 U	< 0.0866 U	0.864	0.51 J	0.368 J	< 0.0842 UJ	< 0.0846 UJ	2.51	2.22	1.45	2.19 J	2.64 J
PCB-011	2050-67-1	ng/g	< 0.0483 U	50.4 J	35.9	1.16 J+	< 0.045 U	< 0.0451 U	0.752	0.314 J	0.41 J	< 0.0438 UJ	< 0.044 UJ	3.95	3.97	4.72	3.91	2.67
PCB-012/013	PCB-12/13	ng/g	< 0.087 U	266 J	147 J	4.87 J+	0.572	< 0.112 U	2.66	0.806 J	0.903 J	< 0.109 UJ	< 0.109 UJ	12.7	13.3	18.9	11.6 J	11.4 J
PCB-014	34883-41-5	ng/g	< 0.0485 U	< 0.0444 U	< 0.0438 U	< 0.0438 U	< 0.044 U	< 0.0441 U	< 0.0445 U	< 0.0439 U	< 0.0442 U	< 0.0429 U	< 0.0431 U	< 0.0441 U	< 0.0443 U	< 0.044 U	< 0.0441 U	< 0.0428 U
PCB-015	2050-68-2	ng/g	1.13	1510 J	2640 J	42.1 J	3.81	1.92	23.2	16.7 J	17.4 J	< 0.0394 UJ	< 0.0396 UJ	88.9 J	116 J	220 J	110 J	130 J
PCB-016/032	PCB-16/32	ng/g	0.418	1920 J	3300 J	76 J	3.63	2.54	18.1	7.13	6.91	< 0.113 U	< 0.114 U	55.1 J	64.1 J	287 J	66.9 J	107 J
PCB-017	37680-66-3	ng/g	0.498	1400 J	2440 J	55.8 J	3.08	2.45	17.6	7.2	6.93	< 0.0527 U	< 0.0529 U	47.3 J	37.7	76.4 J	63.5 J	51.1 J
PCB-018	37680-65-2	ng/g	0.447	1760 J	3560 J	78.1 J	3.6	2.45	8.6	7.5	7.72	< 0.0607 U	< 0.061 U	33.8	47.5 J	153 J	17.7 J	29.4 J
PCB-019	38444-73-4	ng/g	< 0.0437 U	515 J	796 J	16.3	1.07	0.504	7.45	1.38	1.46	< 0.0415 U	< 0.0417 U	32.1	14.9	25.2	34.3	21.9
PCB-020/021/033	PCB-20/21/33	ng/g	< 0.135 U	335 J	797 J	19.4	0.952	0.556	4.66	4.38	5.27	< 0.137 U	< 0.137 U	12.6	27.9	97.9 J	6.41 J	16.7 J
PCB-022	38444-85-8	ng/g	0.487	677 J	1150 J	27.2	1.27	0.899	3.62	5.97	6.35	< 0.0454 U	< 0.0456 U	12.5	40.8 J	135 J	7.93 J	23.9 J
PCB-023/034	PCB-23/34	ng/g	< 0.0876 U	38.9	69 J	2.3	< 0.0821 U	< 0.0823 U	0.612	< 0.0819 UJ	< 0.0825 UJ	< 0.08 UJ	< 0.0803 UJ	1.78	1.49	7.9	1.4	1.39
PCB-024/027	PCB-24/27	ng/g	< 0.0851 U	316 J	472 J	11.9	0.733	0.388	5.19	1.56 J	1.44 J	< 0.0921 UJ	< 0.0925 UJ	20.1	10.4	21.1	27.5	19.4
PCB-025	55712-37-3	ng/g	< 0.0493 U	910 J	2050 J	39.7 J	1.55	1.07	6.92	3.86	3.89	< 0.0454 U	< 0.0456 U	27.3	43.2 J	202 J	22.2 J	23.9 J
PCB-026	38444-81-4	ng/g	< 0.042 U	1740 J	3380 J	69.8 J	2.75	1.84	9.77	5.78	6.06	< 0.0371 U	< 0.0373 U	36.4	81.7 J	407 J	36.4 J	40 J
PCB-028	7012-37-5	ng/g	2.75	1320 J	2360 J	60.7 J	3.88	1.94	26.2	49.3 J	50.9 J	0.386	0.42	89.5 J	424 J	1800 J	73.6 J	195 J
PCB-029	15862-07-4	ng/g	< 0.0506 UJ	0.85 J	< 0.0573 UJ	< 0.0573 UJ	< 0.0577 UJ	< 0.0578 UJ	< 0.0583 U	< 0.0575 U	< 0.0579 U	< 0.0561 U	< 0.0564 U	< 0.0577 U	< 0.058 UJ	< 0.0576 UJ	< 0.0577 U	< 0.056 U
PCB-030	35693-92-6	ng/g	< 0.0464 U	1.17 J	2.61 J	< 0.0571 UJ	< 0.0575 UJ	< 0.0576 UJ	< 0.0581 U	< 0.0573 U	< 0.0577 U	< 0.0559 U	< 0.0562 U	< 0.0575 U	< 0.0578 UJ	< 0.0574 UJ	< 0.0575 U	< 0.0558 U
PCB-031	16606-02-3	ng/g	1.54	3060 J	5110 J	112 J	4.99	3.11	19.8	28.4	29	< 0.0532 U	< 0.0535 U	84.7 J	297 J	1130 J	76.5 J	117 J
PCB-035	37680-69-6	ng/g	< 0.0551 U	11.5 J+	30.6 J+	< 0.0536 U	< 0.0539 U	< 0.054 U	< 0.0545 UJ	0.676 J	0.633 J	< 0.0525 UJ	< 0.0527 UJ	3.65 J	4.68 J+	15.9 J+	0.76 J	2.9 J
PCB-036	38444-87-0	ng/g	< 0.047 U	< 0.043 U	< 0.0424 U	< 0.0424 U	< 0.0426 U	< 0.0427 U	< 0.0431 U	< 0.0425 U	< 0.0428 U	< 0.0415 U	< 0.0417 U	< 0.0427 U	< 0.0429 U	< 0.0426 U	< 0.0427 U	< 0.0414 U
PCB-037	38444-90-5	ng/g	1.58	453 J	808 J	20.2	1.78	0.621	7.97	23.9 J	23.6 J	< 0.0488 UJ	< 0.049 UJ	31.8	185 J	496 J	26 J	89.2 J
PCB-038	53555-66-1	ng/g	< 0.0389 U	< 0.0646 U	< 0.0636 U	< 0.0636 U	< 0.064 U	< 0.0641 U	< 0.0647 U	< 0.0638 U	< 0.0642 U	< 0.0623 U	< 0.0626 U	< 0.0641 U	< 0.0644 U	< 0.0639 U	< 0.064 U	< 0.0621 U
PCB-039	38444-88-1	ng/g	< 0.0239 U	9.96	21.7	< 0.041 U	< 0.0413 U	< 0.0413 U	< 0.0417 U	0.233	< 0.0414 U	< 0.0402 U	< 0.0404 U	1.37	1.9	4.8	1.07 J	1.21 J
PCB-040	38444-93-8	ng/g	< 0.0398 U	200 J	392 J	21.2	0.454	0.257	2.38	2.86	2.48	< 0.0482 U	< 0.0485 U	15	15.3	253 J	10.7	42.2 J
PCB-041/064	PCB-41/64	ng/g	0.503	609 J	1150 J	26.8	1.26	0.712	11.8	13.2	12	< 0.0809 U	< 0.0813 U	57.6 J	289 J	1780 J	56.2 J	199 J
PCB-042	36559-22-5	ng/g	0.6	714 J	1360 J	31.7	1.09	0.489	8.4	11.8	10.3	< 0.101 U	< 0.102 U	58.9 J	87.2 J	1270 J	47.3 J	124 J
PCB-043/049	PCB-43/49	ng/g	3.18	2180 J	4390 J	128 J	3.91	2.07	43.1 J	42.7 J	38	0.218	0.232	235 J	702 J	5460 J	244 J	437 J
PCB-044	41464-39-5	ng/g	1.4	1400 J	3040 J	71 J	2.74	1.58	23.2	21.5	19.4	< 0.0588 U	< 0.0591 U	87.3 J	233 J	3510 J	80.8 J	250 J
PCB-045	70362-45-7	ng/g	< 0.0433 U	145 J	289 J	11.8	0.438	0.239	2.73	1.79	1.59	< 0.0413 U	< 0.0415 U	11.1	20.9	288 J	10.4 J	41.1 J
PCB-046	41464-47-5	ng/g	< 0.0506 U	151 J	340 J	6.31	0.24	< 0.0475 U	1.12	0.573	0.536	< 0.0461 U	< 0.0463 U	6.12	4.5	45.7 J	4.9 J	11.2 J
PCB-047/048/075	PCB-47/48/75	ng/g	2.3	1240 J	2060 J	42.1 J	3.31	1.27	39.2	47.1 J	42.4 J	0.334	< 0.182 U	222 J	341 J	2940 J	290 J	389 J
PCB-050	62796-65-0	ng/g	< 0.0618 U	11.3	21.4	< 0.0561 U	< 0.0565 U	< 0.0566 U	0.229	< 0.0563 U	< 0.0567 U	< 0.055 U	< 0.0552 U	1.37	0.711	4.57	2.45	2.44
PCB-051	68194-04-7	ng/g	< 0.0525 U	225 J	430 J	9.52	0.341	0.228	2.85	1.09	0.989	< 0.0463 U	< 0.0465 U	18.5	11.5	159 J	24	35.6
PCB-052/073	PCB-52/73	ng/g	2.63	1960 J	4070 J	86.5 J	4.28	2.02	45.6 J	45.1 J	41.8 J	0.262	0.347	212 J	670 J	6110 J	177 J	401 J
PCB-053	41464-41-9	ng/g	0.233	532 J	1070 J	20.8	0.916	0.532	6.05	4.44	3.9	< 0.0415 U	< 0.0417 U	44.6 J	41.5 J	559 J	43.1 J	66.2 J
PCB-054	15968-05-5	ng/g	< 0.041 U	14.9	22.5	< 0.0471 U	< 0.0474 U	< 0.0475 U	0.358	< 0.0472 U	< 0.0476 U	< 0.0461 U	< 0.0463 U	1.6	0.745	4.67	2.65	2.03
PCB-055	74338-24-2	ng/g	< 0.0533 U	6.38	9.87	< 0.0781 U	< 0.0786 U	< 0.0787 U	< 0.0795 U	0.523	0.515	< 0.0765 U	< 0.0768 U	0.371	6.87	34.3	< 0.0786 UJ	2.38 J

Table 12
Phase 2 Reach Floodplain Soil Analytical Results
Phase 2 Data Evaluation Summary Memorandum
Lower Neponset River
Boston and Milton, Massachusetts

Analyte	CAS Number	Units	24D-0207 24D-0207-BS 5/22/2024 N 1 - 1.4 ft	24D-0208 24D-0208-AS 7/10/2024 N 0 - 1 ft	24D-0208 24D-0208-BS 7/10/2024 N 1 - 2 ft	24D-0208 24D-0208-CS 7/10/2024 N 2 - 3 ft	24D-0209 24D-0209-AS 7/10/2024 N 0 - 1 ft	24D-0209 24D-0209-BS 7/10/2024 N 1 - 1.7 ft	24D-0210 24D-0210-AS 7/1/2024 N 0 - 0.4 ft	24D-0211 24D-0211-AD 7/1/2024 FD 0 - 0.8 ft	24D-0211 24D-0211-AS 7/1/2024 N 0 - 0.8 ft	24D-0212 24D-0212-AS 7/1/2024 N 0 - 1 ft	24D-0212 24D-0212-BS 7/1/2024 N 1 - 1.4 ft	24D-0213 24D-0213-AS 7/1/2024 N 0 - 1 ft	24D-0214 24D-0214-AS 7/10/2024 N 0 - 1 ft	24D-0214 24D-0214-BS 7/10/2024 N 1 - 2 ft	24D-0218 24D-0218-AS 7/17/2024 N 0 - 1 ft	24D-0218 24D-0218-BS 7/17/2024 N 1 - 2 ft
PCB-056/060	PCB-56/60	ng/g	2.22	296 J	271 J	20.6	1.58	0.606	9.67	29.2	27.3	< 0.165 U	< 0.166 U	40.8 J	489 J	3220 J	35.4 J	170 J
PCB-057	70424-67-8	ng/g	< 0.0412 U	21.7	44.9 J	13.5	< 0.0419 U	< 0.0419 U	0.4	0.312 J	0.252 J	< 0.0407 UJ	< 0.0409 UJ	2.34	5.73	34.4	2.69	3.08
PCB-058	41464-49-7	ng/g	< 0.0373 U	5.44	6.84	< 0.0526 U	< 0.0529 U	< 0.053 U	< 0.0535 UJ	0.218 J	0.173 J	< 0.0515 UJ	< 0.0517 UJ	0.846 J	2.79	20.3	0.78	1.74
PCB-059	74472-33-6	ng/g	< 0.0731 U	54 J	93.8 J	11.4	0.221	< 0.072 U	1.56	1.15	1.12	< 0.07 U	< 0.0703 U	5.52	20.8	282 J	6.15	24.6
PCB-061/074	PCB-61/74	ng/g	1.7	425 J	675 J	31.5	1.34	0.612	13.9	36.5	34.2	< 0.0863 U	< 0.0867 U	47.8 J	387 J	1970 J	51.2 J	148 J
PCB-062	54230-22-7	ng/g	< 0.051 U	< 0.0482 U	< 0.0475 U	< 0.0475 U	< 0.0478 U	< 0.0479 U	< 0.0483 U	< 0.0476 U	< 0.048 U	< 0.0465 U	< 0.0467 U	< 0.0478 U	< 0.0481 U	< 0.0477 U	< 0.0478 U	< 0.0464 U
PCB-063	74472-34-7	ng/g	< 0.0383 U	82.3 J	124 J	< 0.0383 U	0.236	< 0.0386 U	2.22	3.62	3.18	< 0.0375 U	< 0.0376 U	12.2	45.9 J	176 J	15.4	18.8
PCB-065	33284-54-7	ng/g	< 0.0735 U	< 0.0674 U	< 0.0663 U	< 0.0663 U	< 0.0667 U	< 0.0669 U	< 0.0675 U	< 0.0665 U	< 0.067 U	< 0.065 U	< 0.0653 U	< 0.0668 U	< 0.0672 U	< 0.0666 U	< 0.0668 U	< 0.0648 U
PCB-066/080	PCB-66/80	ng/g	3.33	667 J	892 J	< 0.0928 U	3.15	1.1	29.7	79.9 J	73.4 J	0.241	0.273	131 J	1200 J	8020 J	114 J	370 J
PCB-067	73575-53-8	ng/g	< 0.045 U	21.7	37.4	< 0.0602 U	< 0.0606 U	< 0.0607 U	0.557	1.68	1.58	< 0.059 U	< 0.0593 U	2.71	20	145 J	2.5	9.58
PCB-068	73575-52-7	ng/g	< 0.0533 U	27.5	< 0.0703 U	36	< 0.0707 U	< 0.0708 U	1.2	0.616	0.89	< 0.0688 U	< 0.0691 U	5.8	10.2	35.2	7.48	5.66
PCB-069	60233-24-1	ng/g	< 0.0554 U	5.94	< 0.0526 U	< 0.0526 U	< 0.0529 U	< 0.053 U	< 0.0535 U	< 0.0527 UJ	< 0.0531 UJ	< 0.0515 UJ	< 0.0517 UJ	1.15	< 0.0533 U	< 0.0528 U	1.45	1.47
PCB-070	32598-11-1	ng/g	4.37	557 J	644 J	< 0.0461 U	3.5	1.06	32.2	80.5 J	72.6 J	0.218	0.25	121 J	1060 J	8380 J	101 J	378 J
PCB-071	41464-46-4	ng/g	0.337	616 J	1100 J	< 0.0612 U	0.93	0.485	4.79	3.67	3.27	< 0.06 U	< 0.0602 U	22.5	76 J	1300 J	30.6	113 J
PCB-072	41464-42-0	ng/g	< 0.0601 U	33	50.1 J	< 0.0544 U	0.139 J	< 0.0548 U	1.29	1.02	1.06	< 0.0532 U	< 0.0535 U	7.12	15.6	68.8 J	8.62	8.8
PCB-076	70362-48-0	ng/g	< 0.0737 U	< 0.0789 U	< 0.0777 U	27.9	< 0.0782 U	< 0.0783 U	< 0.0791 U	< 0.0779 U	< 0.0785 U	< 0.0761 U	< 0.0765 U	< 0.0783 U	< 0.0787 U	< 0.0781 U	< 0.0782 U	< 0.0759 U
PCB-077	32598-13-3	ng/g	1.19 J+	95.9 J	99.5 J	< 0.039 U	0.967 J+	0.185 J+	5.34 J+	13.6 J+	12.5 J+	< 0.0383 U	< 0.0384 U	19.5 J+	176 J	724 J	17.5 J	52.9 J
PCB-078	70362-49-1	ng/g	< 0.0377 U	< 0.0821 U	< 0.0809 U	< 0.0808 U	< 0.0813 U	< 0.0815 U	< 0.0822 U	< 0.0811 U	< 0.0817 U	< 0.0792 U	< 0.0795 U	< 0.0815 U	< 0.0819 U	< 0.0812 U	< 0.0814 U	< 0.079 U
PCB-079	41464-48-6	ng/g	< 0.0474 U	< 0.046 U	8.89	< 0.0453 U	< 0.0456 U	< 0.0457 U	< 0.0461 U	< 0.0455 U	< 0.0458 U	< 0.0444 U	< 0.0446 U	< 0.0457 U	< 0.0459 U	< 0.0455 U	< 0.0456 U	< 0.0443 U
PCB-081	70362-50-4	ng/g	< 0.0739 UJ	5.03 J+	13.6 J+	< 0.0718 U	< 0.0723 U	< 0.0724 U	0.595 J	0.99 J+	0.986 J+	< 0.0703 U	< 0.0707 U	1.98 J	14.4 J+	73.2 J	1.75 J+	4.34 J+
PCB-082	52663-62-4	ng/g	< 0.0271 U	54.5 J	82.6 J	2.31	0.418	< 0.0769 U	3.51	5.51 J	5.07 J	< 0.0748 UJ	< 0.0751 UJ	13.3	80.8 J	863 J	10.7	33.6
PCB-083/109	PCB-83/109	ng/g	< 0.117 U	40 J	72.7 J	2.38	< 0.176 U	< 0.176 U	2.19	1.83	1.72	< 0.171 U	< 0.172 U	9.22	29.5	290 J	9.81	18.8
PCB-084	52663-60-2	ng/g	< 0.047 U	134 J	269 J	7.55	0.68	< 0.0694 U	7.55	4.88 J	4.77 J	< 0.0675 UJ	< 0.0678 UJ	25	70.4 J	1060 J	27.6	66 J
PCB-085/120	PCB-85/120	ng/g	1.63	103 J	146 J	5.56	1.56	< 0.114 U	8.74	16.2	15.7	< 0.11 U	< 0.111 U	30.8	236 J	1180 J	29.2	74.4 J
PCB-086/097	PCB-86/97	ng/g	1.23	113 J	205 J	6.98	1	< 0.131 U	9.69	15.6	14.4	< 0.127 U	< 0.128 U	33.7	179 J	1760 J	33.5	80.8 J
PCB-087/115/116	PCB-87/115/116	ng/g	1.76	181 J	288 J	9.26	1.31	< 0.32 U	15.9	19.2	17.9	< 0.311 U	< 0.313 U	46.9 J	329 J	2460 J	52.1 J	119 J
PCB-088/121	PCB-88/121	ng/g	< 0.107 U	1.85	2.42	< 0.157 U	< 0.158 U	< 0.158 U	< 0.159 U	< 0.157 UJ	< 0.158 UJ	< 0.153 UJ	< 0.154 UJ	< 0.158 U	1.49	19.8	< 0.158 U	1.29
PCB-089/090/101	PCB-89/90/101	ng/g	3.57	338 J	560 J	18.5	3.11	0.663	33.6	39.8 J	39.2	0.413	< 0.11 U	109 J	562 J	4120 J	114 J	230 J
PCB-091	68194-05-8	ng/g	0.565	157 J	291 J	8.08	0.597	< 0.069 U	7.7	7.45	6.71	< 0.0671 U	< 0.0674 U	34.6	129 J	1020 J	38.6	67.2 J
PCB-092	52663-61-3	ng/g	0.882	114 J	197 J	6.14	0.579	< 0.0289 U	7.53	6.89	6.85	< 0.0281 U	< 0.0282 U	31.8	115 J	705 J	35.8	53.2 J
PCB-093/095	PCB-93/95	ng/g	1.84	315 J	603 J	18	1.98	0.488	24.6	21.3	20.4	0.396	< 0.0848 U	74.6 J	331 J	2920 J	84.9 J	193 J
PCB-094	73575-55-0	ng/g	< 0.0885 U	14.8	25.7	< 0.0467 U	< 0.047 U	< 0.0471 U	0.574 J	0.405 J	0.351 J	< 0.0457 UJ	< 0.046 UJ	3.05 J	4.97	49.3 J	4.14	4.8
PCB-096	73575-54-9	ng/g	< 0.0418 U	14	29.5	0.709	< 0.0604 U	< 0.0605 U	0.306	0.252	0.267	< 0.0588 U	< 0.0591 U	1.3	4.1	59.5 J	1.61	4.1
PCB-098/102	PCB-98/102	ng/g	< 0.0774 U	43.6 J	79.7 J	2	< 0.0991 U	< 0.0993 U	1.94	1.35	1.25	< 0.0965 U	< 0.0969 U	9.46	25.8	303 J	11.4	22.4
PCB-099	38380-01-7	ng/g	2.83	235 J	380 J	11.6	2.26	0.508	20.4	33.3	31.5	0.289	< 0.0456 U	72 J	413 J	2750 J	71.9 J	149 J
PCB-100	39485-83-1	ng/g	< 0.0472 U	10.1	15.3	< 0.0573 U	< 0.0577 U	< 0.0578 U	0.524 J	0.411	0.349	< 0.0561 U	< 0.0564 U	3.49 J	4.45	25.6	4.45	3.44
PCB-103	60145-21-3	ng/g	< 0.0487 U	12.4	21	< 0.0579 U	< 0.0582 U	< 0.0583 U	0.535	0.397	0.347	< 0.0567 U	< 0.057 U	2.9	6.43	39.9 J	3.77	4.01
PCB-104	56558-16-8	ng/g	< 0.045 U	0.606	0.824	< 0.0443 U	< 0.0446 U	< 0.0447 U	< 0.0451 U	< 0.0445 U	< 0.0448 U	< 0.0434 U	< 0.0436 U	0.145 J	< 0.0449 U	0.695	0.373 J	0.216 J
PCB-105/127	PCB-105/127	ng/g	3.03	155 J	233 J	< 0.0697 U	2.45	0.442	14	29.9	28.7	< 0.0682 U	< 0.0685 U	39.9 J	426 J	2750 J	39.7 J	112 J
PCB-106/118	PCB-106/118	ng/g	5.1	343 J	682 J	< 0.14 U	4.19	0.71	34.2	58.9 J	57.2 J	0.35	< 0.138 U	103 J	751 J	4750 J	103 J	222 J
PCB-107/108	PCB-107/108	ng/g	< 0.0937 U	35.2	73.7 J	< 0.126 U	0.427	< 0.127 U	2.82	5.04	4.7	< 0.123 U	< 0.124 U	10	62.7 J	403 J	10.3	20.1
PCB-110	38380-03-9	ng/g	5.22	567 J	1290 J	25.5	4.58	1.09	44.5 J	47.4 J	46.1 J	0.521	0.293	158 J	819 J	5470 J	155 J	319 J
PCB-111/117	PCB-111/117	ng/g	1.57	< 0.287 U	< 0.283 U	< 0.283 U	< 0.284 U	< 0.285 U	< 0.287 U	< 0.283 U	< 0.285 U	< 0.277 U	< 0.278 U	< 0.285 U	< 0.286 U	< 0.284 U	< 0.285 U	< 0.276 U
PCB-112	74472-36-9	ng/g	< 0.0464 U	2.8	8.55	< 0.0571 U	< 0.0575 U	< 0.0576 U	< 0.0581 U	< 0.0573 U	< 0.0577 U	< 0.0559 U	< 0.0562 U	0.794	3.25	20.8	1.17	1.51
PCB-113	68194-10-5	ng/g	< 0.0487 U	3.94	8.38	< 0.0473 U	< 0.0476 U	< 0.0477 U	< 0.0481 U	< 0.0474 U	< 0.0478 U	< 0.0463 U	< 0.0465 U	1.3	4	19.7	1.36	1.78
PCB-114	74472-37-0	ng/g	< 0.0404 U	10.8	18.1	< 0.0736 U	< 0.074 U	< 0.0742 U	0.832	2.25	2.05	< 0.0721 U	< 0.0724 U	2.52	23.3	108 J	3.25	7.44
PCB-119	56558-17-9	ng/g	< 0.0535 U	28.5	57.9 J	1.54	< 0.0571 U	< 0.0572 U	1.87	2.04	1.85	< 0.0555 U	< 0.0558 U	8.12	25	146 J	8.83	11.6
PCB-122	76842-07-4	ng/g	< 0.0341 U	3.66	7.86	< 0.0812 U	< 0.0817 U	< 0.0819 U	0.589 J	0.756	0.839	< 0.0796 U	< 0.0799 U	1.49 J	14.9	106 J	1.24	4.09
PCB-123	65510-44-3	ng/g	< 0.0316 U	11.6 J+	23.3 J+	< 0.063 U	0.238 J+	< 0.0635 U	1.17 J+	2.16 J+	2.01 J+	< 0.0617 U	< 0.062 U	4.03 J+	28.9 J+	175 J	3.74 J+	8.21 J+
PCB-124	70424-70-3	ng/g	< 0.0425 U	9.76	17.7	< 0.0353 U	0.257	< 0.0356 U	1.25	2.1	2.12	< 0.0346 U	< 0.0348 U	4.01	30.9	206 J	4.04	9.22
PCB-125	74472-39-2	ng/g	< 0.0466 U	3.83 J	5.35 J	< 0.0432 UJ	< 0.0434 UJ	< 0.0435 UJ	< 0.0439 U	< 0.0433 UJ	< 0.0436 UJ	< 0.0423 UJ	< 0.0425 UJ	< 0.0435 U	3.45 J	30.6 J	0.643 J	1.66 J
PCB-126	57465-28-8	ng/g	< 0.0662 U	3.23 J+	< 0.0506 U	< 0.0506 U	< 0.0509 U	< 0.051 U	< 0.0515 U	0.578 J+	0.572 J+	< 0.0496 U	< 0.0498 U	< 0.051 U	7.06 J+	35.4 J+	2.04 J	2.14 J
PCB-128	38380-07-3	ng/g	0.956	50.7 J	86.8 J	< 0.0699 U	1.22	< 0.0704 U	5.93	6.05 J	6.46 J	< 0.0684 UJ	< 0.0687 UJ	19.9	87.8 J	335 J	19.6	30.2
PCB-129	55215-18-4	ng/g	< 0.0514 U	8.95	18	< 0.0965 U	0.27	< 0.0973 U	1.25	1.12 J	1.33 J	< 0.0946 UJ	< 0.095 UJ	4.03	20.3	91.9 J	4.57	6.73
PCB-130	52663-66-8	ng/g	0.372	16.9	30.2	< 0.0954 U	0.362	< 0.0961 U	1.86	1.96 J	1.94 J	< 0.0934 UJ	< 0.0938 UJ	6.83	29.5	111 J	6.92	10.4
PCB-131/142	PCB-131/142	ng/g	< 0.0995 U	3.48	6.84	< 0.0214 U	< 0.0215 U	< 0.0216 U	0.558	0.379 J	0.292 J	< 0.021 UJ	< 0.021 UJ	1.2	4.47	26.9	1.04	2.09
PCB-132/168	PCB-132/168	ng/g	1.04	77.1 J	484 J	14.6	1.18	0.222	8.87	7.14	7.91	0.308	< 0.139 U	28.2	118 J	493 J	32.7	49 J
PCB-133	35694-04-3	ng/g	< 0.0362 U	5.49	9.11	< 0.102 U	< 0.103 U	< 0.103 U	0.489	0.566	0.482	< 0.1 U	< 0.101 U	2.5	6.06	19.3	2.63	2.5
PCB-134	52704-70-8	ng/g	< 0.0959 U	14.4	21.4	< 0.136 U	0.214	< 0.137 U	1.43	0.75	0.892	< 0.133 U	< 0.134 U	4.99	17	74.8 J	5.71	7.74
PCB-135/144	PCB-135/144	ng/g	0.467	35.7	61.5 J	1.91	0.477	< 0.114 U	3.62	3.25	3.38	< 0.111 U	< 0.112 U	13	50.5 J	217 J	15.4	21.1
PCB-136	38411-22-2	ng/g	0.224	27.9	53 J	1.49	0.298	< 0.0801 U	2.56	1.78	1.96	< 0.0778 U	< 0.0782 U	8.15	30.4	161 J	10.5	15.3
PCB-137	35694-06-5	ng/g	0.295	14.6	26	< 0.13 U	0.35	< 0.131 U	1.86 J	1.78	1.92	< 0.127 U	< 0.127 U	6.31 J	29.1	117 J	6.71	9.76
PCB-138/163/164	PCB-138/163/164	ng/g	5.26	250 J	382 J	12	5.72	0.845	30.9	31.2	34.4	1.14	0.425	103 J	457 J	1720 J	108 J	164 J
PCB-139/149	PCB-139/149	ng/g	2.31	157 J	278 J	7.82	2.57	0.474	17.2	15.9	16.3	0.618	0.267	59.9 J	240 J	976 J	67.1 J	94.4 J
PCB-140	59291-64-4	ng/g	< 0.0685 U	1.69	3.09	< 0.0628 U	< 0.0632 U	< 0.0633 U	0.317	0.18 J	0.164 J	< 0.0615 UJ	< 0.0618 UJ	0.63	2.6	7.98	0.904	0.991
PCB-141	52712-04-6	ng/g	0.741	28.2	55.9 J	< 0.118 U	0.754	< 0.119 U	4.09 J	3.99	4.28	0.231	< 0.116 U	12.2 J	68.5 J	296 J	14.3	23.2
PCB-143	68194-15-0	ng/g	< 0.0618 U	1.08	< 0.0632 U	< 0.0632 U	< 0.0636 U	< 0.0637 U	< 0.0643 U	< 0.0634 UJ	< 0.0638 UJ	< 0.0619 UJ	< 0.0622 UJ	< 0.0637 U	1.76	9.8	0.493	0.768
PCB-145	74472-40-5	ng/g	< 0.0816 UJ	0.22	< 0.0789 U	< 0.0789 U	< 0.0794 U	< 0.0795 U	< 0.0802 U	< 0.0791 U	< 0.0797 U	< 0.0773 U	< 0.0776 U	< 0.0795 U	0.196 J	1.46	< 0.0794 U	0.159 J
PCB-146	51908-16-8	ng/g	0.457	27.8	49.6 J	< 0.0563 U	0.575	< 0.0568 U	3.18	3.21	3.25	0.133 J	< 0.0554 U	12.1	43.6 J	156 J	13.2	16.2
PCB-147	68194-13-8	ng/g	< 0.072 U	13.8	22.5	0.839	0.143 J	< 0.0769 U	0.985	0.737 J	0.749 J	< 0.0748 UJ	< 0.0751 UJ	4.87	10.7	35.4	6.59	4.75
PCB-148	74472-41-6	ng/g	< 0.0755 UJ	0.864	1.29	< 0.0681 U	< 0.0685 U	< 0.0686 U	< 0.0693 U	< 0.0683 U	< 0.0688 U	< 0.0667 U	< 067 U	0.368	0.653	1.38	0.411	0.389
PCB-150	68194-08-1	ng/g	< 0.0762 U	1.14	1.72	< 0.0781 U	< 0.0786 U	< 0.0787 U	< 0.0795 U	< 0.0783 U	< 0.0789 U	< 0.0765 U	< 0.0768 U	0.314	0.479	1.67	0.459	0.294
PCB-151	52663-63-5	ng/g	0.415	42.8 J	77 J	2.45	0.445	< 0.0609 U	3.76	2.76	2.89	0.183 J	< 0.0595 U	13.6	56.2 J	233 J	17.1	22.2
PCB-152	68194-09-2	ng/g	< 0.0891 U	1.18	2.03	< 0.0863 U	< 0.0869 U	< 0.087 U	< 0.0878 U	< 0.0866 U	< 0.0872 U	< 0.0846 U	< 0.085 U	0.396	0.703	3.03	0.552	0.403

Table 12
Phase 2 Reach Floodplain Soil Analytical Results
Phase 2 Data Evaluation Summary Memorandum
Lower Neponset River
Boston and Milton, Massachusetts

Analyte	CAS Number	Units	24D-0207 24D-0207-BS 5/22/2024 N 1 - 1.4 ft	24D-0208 24D-0208-AS 7/10/2024 N 0 - 1 ft	24D-0208 24D-0208-BS 7/10/2024 N 1 - 2 ft	24D-0208 24D-0208-CS 7/10/2024 N 2 - 3 ft	24D-0209 24D-0209-AS 7/10/2024 N 0 - 1 ft	24D-0209 24D-0209-BS 7/10/2024 N 1 - 1.7 ft	24D-0210 24D-0210-AS 7/1/2024 N 0 - 0.4 ft	24D-0211 24D-0211-AD 7/1/2024 FD 0 - 0.8 ft	24D-0211 24D-0211-AS 7/1/2024 N 0 - 0.8 ft	24D-0212 24D-0212-AS 7/1/2024 N 0 - 1 ft	24D-0212 24D-0212-BS 7/1/2024 N 1 - 1.4 ft	24D-0213 24D-0213-AS 7/1/2024 N 0 - 1 ft	24D-0214 24D-0214-AS 7/10/2024 N 0 - 1 ft	24D-0214 24D-0214-BS 7/10/2024 N 1 - 2 ft	24D-0218 24D-0218-AS 7/17/2024 N 0 - 1 ft	24D-0218 24D-0218-BS 7/17/2024 N 1 - 2 ft
PCB-153	35065-27-1	ng/g	3.65	160 J	< 0.0438 U	< 0.0438 U	3.6	0.528	19.3	20.3	21.6	0.831	0.334	65 J	275 J	1050 J	69 J	97.4 J
PCB-154	60145-22-4	ng/g	< 0.0531 U	5.71	8.47	< 0.0498 U	< 0.0501 U	< 0.0502 U	0.395	0.314	0.325	< 0.0488 U	< 0.049 U	2.29	4.75	13.6	2.93	2.33
PCB-155	33979-03-2	ng/g	< 0.0458 U	< 0.0426 U	< 0.042 U	< 0.042 U	< 0.0423 U	< 0.0423 U	< 0.0427 U	< 0.0421 U	< 0.0424 U	< 0.0411 U	< 0.0413 U	< 0.0423 U	< 0.0425 U	< 0.0422 U	< 0.0423 U	< 0.041 U
PCB-156	38380-08-4	ng/g	0.493	23.5	41.1 J	< 0.0608 U	0.577	< 0.0613 U	3.17 J	3.86	4.11	< 0.0596 U	< 0.0599 U	9.38 J	49.3 J	193 J	10.1	15.3
PCB-157	69782-90-7	ng/g	< 0.0535 U	7.43 J+	14.1 J+	< 0.0583 U	0.27 J+	< 0.0587 U	0.872 J	1.06 J+	1.16 J+	< 0.0571 U	< 0.0573 U	2.83 J	14.3 J+	53.6 J	3.33 J+	4.65 J+
PCB-158/160	PCB-158/160	ng/g	0.525	23.6	322 J	10.5	0.439	< 0.124 U	2.98	2.87	3.06	< 0.12 U	< 0.121 U	9.01	44.8 J	179 J	9.89	15.5
PCB-159	39635-35-3	ng/g	< 0.0739 U	1.97 J	< 0.0693 UJ	< 0.0693 UJ	< 0.0697 UJ	< 0.0698 UJ	< 0.0705 U	0.242 J	0.252 J	< 0.0679 UJ	< 0.0682 UJ	0.63	2.63 J	8.67 J	0.701	1.08
PCB-161	74472-43-8	ng/g	< 0.0691 U	< 0.0664 U	< 0.0654 U	1.38	< 0.0657 U	< 0.0659 U	< 0.0665 U	< 0.0655 U	< 0.066 U	< 0.064 U	< 0.0643 U	< 0.0658 U	< 0.0662 U	< 0.0657 U	< 0.0658 U	< 0.0639 U
PCB-162	39635-34-2	ng/g	< 0.0545 U	< 0.068 UJ	< 0.0669 UJ	< 0.0669 UJ	< 0.0673 UJ	< 0.0674 UJ	< 0.0681 U	0.201	0.22	< 0.0655 U	< 0.0658 U	< 0.0674 U	2.67 J	11.2 J	0.634	0.753
PCB-165	74472-46-1	ng/g	< 0.0747 U	0.698 J	< 0.0936 UJ	< 0.0936 UJ	< 0.0942 UJ	< 0.0943 UJ	< 0.0952 U	< 0.0939 U	< 0.0945 U	< 0.0917 U	< 0.0921 U	< 0.0943 U	< 0.0948 UJ	0.897 J	< 0.0943 UJ	< 0.0915 UJ
PCB-166	41411-63-6	ng/g	< 0.0643 U	0.869 J	< 0.0838 UJ	< 0.0838 UJ	< 0.0843 UJ	< 0.0845 UJ	< 0.0852 U	0.229	0.236	< 0.0821 U	< 0.0824 U	0.588	2.29 J	7.41 J	0.554	0.994
PCB-167	52663-72-6	ng/g	0.232	11.3	19.6	< 0.0573 U	0.302	< 0.0578 U	1.53	1.47	1.52	< 0.0561 U	< 0.0564 U	3.95	20.3	73.3 J	4.24	6.36
PCB-169	32774-16-6	ng/g	< 0.0545 U	< 0.0514 U	< 0.0506 U	< 0.0506 U	< 0.0509 U	< 0.051 U	< 0.0515 U	< 0.0508 UJ	< 0.0511 UJ	R	< 0.0498 U	< 0.051 U	< 0.0513 U	< 0.0509 U	< 0.051 U	< 0.0495 U
PCB-170/190	PCB-170/190	ng/g	1.31	48.8 J	90.4 J	2.04	1.4	< 0.297 U	4.75	6.45	6.56	0.421	< 0.29 U	18.6	90.1 J	352 J	21.1	29.3
PCB-171	52663-71-5	ng/g	< 0.0712 U	12.8	23.3	0.971	0.323	< 0.0663 U	1.2	1.34	1.39	< 0.0644 U	< 0.0647 U	4.7	21.6	83.5 J	5.44	7.33
PCB-172/192	PCB-172/192	ng/g	< 0.118 U	6.12	10.4	< 0.145 U	0.213	< 0.146 U	0.582	< 0.146 UJ	0.79 J	< 0.142 U	< 0.143 U	2.37	11.1	45.8 J	2.88	3.55
PCB-173	68194-16-1	ng/g	< 0.0797 U	0.762 J	< 0.0885 UJ	< 0.0885 UJ	< 0.089 UJ	< 0.0892 UJ	< 0.09 U	0.123 J	< 0.0894 UJ	< 0.0867 UJ	< 0.0871 UJ	0.438	1.89 J	7.18 J	0.527	0.612
PCB-174	38411-25-5	ng/g	1.14	40.6 J	75 J	< 0.104 U	1.19	0.163 J	3.64	5.2	5.36	0.35	< 0.102 U	14.9	74.2 J	303 J	17.9	24.5
PCB-175	40186-70-7	ng/g	< 0.0614 U	1.57	2.91	< 0.0632 U	< 0.0636 U	< 0.0637 U	0.205	< 0.0634 UJ	0.2 J	< 0.0619 UJ	< 0.0622 UJ	0.542	2.5	10.8	0.639	0.868
PCB-176	52663-65-7	ng/g	< 0.0574 U	4.63	8.38	0.287	0.0938 J	< 0.0686 U	0.396	0.355	0.428	< 0.0667 U	< 0.067 U	1.63	7	31.2	2.1	2.67
PCB-177	52663-70-4	ng/g	0.562	24.8	45.1 J	1.26	0.656	< 0.089 U	2.38	3.32	3.28	0.246	< 0.0869 U	9.9	42.5 J	168 J	11.5	14.3
PCB-178	52663-67-9	ng/g	0.281	9.51	16.8	< 0.0832 U	0.305	< 0.0839 U	0.867 J	1.27	1.36	< 0.0815 U	< 0.0819 U	3.92 J	14.8	56.9 J	4.7	5.15
PCB-179	52663-64-6	ng/g	0.355	15.8	28.6	0.773	0.354	< 0.0617 U	1.24	1.61	1.74	0.126 J	< 0.0602 U	5.37	23.2	100 J	7.35	8.31
PCB-180	35065-29-3	ng/g	2.29	85.3 J	164 J	4.52	2.56	0.411	7.6	10.3	11.2	0.69	0.257	31.2	155 J	650 J	37.2	51.5 J
PCB-181	74472-47-2	ng/g	< 0.0545 U	< 0.0945 UJ	< 0.093 UJ	1.51 J	< 0.0936 UJ	< 0.0938 UJ	< 0.0946 U	< 0.0933 U	< 0.094 U	< 0.0911 U	< 0.0915 U	< 0.0937 U	< 0.0942 UJ	< 0.0935 UJ	< 0.0937 U	< 0.0909 U
PCB-182/187	PCB-182/187	ng/g	1.51	47.4 J	88.9 J	2.67	1.74	0.251	4.25	6.48	6.94	0.426	0.21	19.2	80.5 J	318 J	22	27
PCB-183	52663-69-1	ng/g	0.448	20.8	40.7 J	1.38	0.474	< 0.0722 U	1.84	1.99	2.29	0.166 J	< 0.0705 U	7.51	34.2	143 J	8.71	11.7
PCB-184	74472-48-3	ng/g	< 0.0516 U	< 0.0496 U	< 0.0489 U	< 0.0489 U	< 0.0492 U	< 0.0492 U	< 0.0497 U	< 0.049 U	< 0.0494 U	< 0.0479 U	< 0.0481 U	< 0.0492 U	< 0.0495 U	0.133 J	< 0.0492 U	< 0.0478 U
PCB-185	52712-05-7	ng/g	< 0.0714 U	4.04	8.37	< 0.0716 U	0.191 J	< 0.0722 U	0.559 J	0.637	0.701	< 0.0702 U	< 0.0705 U	1.73 J	8.82	37.5	2.05	2.99
PCB-186	74472-49-4	ng/g	< 0.0645 U	< 0.0745 U	< 0.0734 U	< 0.0734 U	< 0.0738 U	< 0.074 U	< 0.0747 U	< 0.0736 U	< 0.0741 U	< 0.0719 U	< 0.0722 U	< 0.0739 U	< 0.0743 U	< 0.0737 U	< 0.0739 U	< 0.0717 U
PCB-188	74487-85-7	ng/g	< 0.0591 U	0.149 J	0.276 J	< 0.0534 UJ	< 0.0537 UJ	< 0.0538 UJ	< 0.0543 U	< 0.0535 U	< 0.0539 U	< 0.0523 U	< 0.0525 U	0.0826 J	0.108 J	0.196 J	0.126 J	< 0.0522 UJ
PCB-189	39635-31-9	ng/g	< 0.0601 U	2.61	3.2	< 0.0549 U	< 0.0553 U	< 0.0554 U	< 0.0559 U	0.27 J+	0.308 J+	< 0.0538 U	< 0.0541 U	0.877 J+	3.57	14.1	1.11 J+	1.4 J+
PCB-191	74472-50-7	ng/g	< 0.0543 U	1.8	3.14	< 0.136 U	< 0.137 U	< 0.137 U	0.214	0.201 J	0.19 J	< 0.133 UJ	< 0.134 UJ	0.665	2.77	10.7	0.734	1
PCB-193	69782-91-8	ng/g	< 0.0685 U	4.14	6.45	< 0.183 U	0.193 J	< 0.185 U	0.402	0.652	0.633	< 0.18 U	< 0.18 U	1.71	7.09	26.4	1.93	2.37
PCB-194	35694-08-7	ng/g	< 0.0866 UJ	30.7	55.7 J	2.27	< 0.158 U	< 0.158 U	3.91	4.04	5.24	< 0.154 U	< 0.154 U	22.1	49.1 J	203 J	13.9	16.2
PCB-195	52663-78-2	ng/g	< 0.153 U	10.3	19	< 0.149 U	< 0.15 U	< 0.151 U	1.18 J	1.49	1.96	< 0.146 U	< 0.147 U	4.05 J	16.4	68.9 J	4.75	5.4
PCB-196/203	PCB-196/203	ng/g	1.43	31.9	62.2 J	2.99	1.38	< 0.133 U	2.3 J	4.08	5.6	0.306	< 0.129 U	11.7 J	49.7 J	201 J	13.7	16.7
PCB-197	33091-17-7	ng/g	< 0.0649 UJ	0.953	1.83	< 0.0585 U	< 0.0588 U	< 0.0589 U	< 0.0595 U	< 0.0587 U	< 0.0591 U	< 0.0573 U	< 0.0575 U	0.432	1.36	5.16	0.526 J	0.519 J
PCB-198	68194-17-2	ng/g	< 0.105 U	1.28 J	3.09 J	< 0.0993 UJ	< 0.0999 UJ	< 0.1 UJ	< 0.101 U	< 0.0996 U	< 0.1 U	< 0.0973 U	< 0.0977 U	0.776	2.27 J	8.72 J	0.686	1.01
PCB-199	52663-75-9	ng/g	1.19	26.9	53.2 J	2.02	1.45	< 0.092 U	2.32	4.07	4.95	0.374	< 0.0898 U	10.5	41.9 J	165 J	11.8	14.1
PCB-200	52663-73-7	ng/g	< 0.0516 U	2.97	5.62	< 0.0848 U	< 0.0853 U	< 0.0854 U	< 0.0862 U	0.455 J	0.566 J	< 0.083 UJ	< 0.0834 UJ	1.21	4.83	18.9	1.57 J	1.59 J
PCB-201	40186-71-8	ng/g	< 0.0408 U	2.96	5.87	< 0.0508 U	< 0.0511 U	< 0.0512 U	< 0.0517 U	0.404 J	0.453 J	< 0.0498 UJ	< 0.05 UJ	1.12	4.32	17.6	1.27	1.56
PCB-202	2136-99-4	ng/g	< 0.0697 UJ	4.72	9.1	< 0.0636 U	0.259	< 0.0641 U	0.476	0.571	0.872	< 0.0623 U	< 0.0626 U	1.64	7.09	25.1	2.32 J	2.32 J
PCB-204	74472-52-9	ng/g	< 0.0853 U	< 0.0998 U	< 0.0983 U	< 0.0983 U	< 0.0989 U	< 0.0991 U	< 0.1 U	< 0.0986 U	< 0.0993 U	< 0.0963 U	< 0.0967 U	< 0.099 U	< 0.0996 U	< 0.0988 U	< 0.099 U	< 0.0961 U
PCB-205	74472-53-0	ng/g	< 0.0604 UJ	1.63	2.94	< 0.0544 U	< 0.0547 U	< 0.0548 U	< 0.0553 U	< 0.0545 UJ	< 0.0549 UJ	< 0.0532 UJ	< 0.0535 UJ	< 0.0548 U	2.34	9.66	0.867	0.984
PCB-206	40186-72-9	ng/g	0.992	15.2	41.1 J	2.96	1.06	< 0.0526 U	1.4	2.08	3.04	0.448	< 0.0514 U	6.43	20.9	64.9 J	6.22	8.05
PCB-207	52663-79-3	ng/g	< 0.0766 U	1.67	3.99	< 0.0689 U	< 0.0693 U	< 0.0694 U	< 0.0701 U	0.138 J	0.343 J	< 0.0675 UJ	< 0.0678 UJ	0.567	2.19	6.9	0.712	1.1 J
PCB-208	52663-77-1	ng/g	0.326 J	4.37	14	1.07	0.391	< 0.0694 U	0.446	0.442	0.643	< 0.0675 U	< 0.0678 U	1.96	5.83	14.5	1.86	2.61 J
PCB-209	2051-24-3	ng/g	0.707	7.82	34.6	3	1.26	< 0.0457 U	1.04	0.954 J	1.16 J	0.46 J	0.198 J	3.8	8.67	12	3.25	3.68
Total Decachlorobiphenyls	RA_Total_DECPCB	ng/g	0.707	7.82	34.6	3	1.26	< 0.0457 U	1.04	0.954	1.16	0.46	0.198	3.8	8.67	12	3.25	3.68
Total Dichlorobiphenyls	RA_Total_DIPCB	ng/g	1.13	4221.3	5307.5	113.25	11.382	6.16	100.506	30.53	30.831	< 0.109 U	< 0.109 U	306.16	241.79	321.87	324.9	285.41
Total Heptachlorobiphenyls	RA_Total_HEPPCB	ng/g	7.896	331.631	615.926	15.411	9.6928	0.825	30.125	40.198	43.37	2.425	0.467	125.345	580.948	2358.41	147.996	194.55
Total Hexachlorobiphenyls	RA_Total_HEXPCB	ng/g	17.437	1016.07	2075.25	52.989	19.766	2.069	117.106	113.298	121.082	3.444	1.026	396.166	1691.56	6679.3	436.268	626.941
Total Monochlorobiphenyls	RA_Total_MONPCB	ng/g	< 0.0522 U	621.4	634.7	17.67	0.793	0.715	12.37	0.651	0.326	< 0.0477 U	< 0.0479 U	80.68	31.909	8.99	53.272	29.316
Total Nonachlorobiphenyls	RA_Total_NONPCB	ng/g	1.318	21.24	59.09	4.03	1.451	< 0.0694 U	1.846	2.66	4.026	0.448	< 0.0678 U	8.957	28.92	86.3	8.792	11.76
Total Octachlorobiphenyls	RA_Total_OCTPCB	ng/g	2.62	114.313	218.55	7.28	3.089	< 0.158 U	10.186	15.11	19.641	0.68	< 0.154 U	53.528	179.31	723.04	51.389	60.383
Total Pentachlorobiphenyls	RA_Total_PENPCB	ng/g	29.227	3060.18	5694.58	126.109	25.636	3.901	246.52	325.899	312.925	1.969	0.293	834.429	4721.4	33846.3	868.166	1846.01
Total Tetrachlorobiphenyls	RA_Total_TETPCB	ng/g	23.993	12302.1	22705.8	596.63	31.042	13.445	290.439	445.652	406.421	1.273	1.102	1393.73	5947.65	46867.1	1390.02	3313.12
Total Trichlorobiphenyls	RA_Total_TRICPB	ng/g	7.72	14468.4	26346.9	589.4	29.285	18.368	136.492	147.269	150.163	0.386	0.42	490	1282.27	4859.2	462.17	740
Total PCB Congeners	RA_Tot_PCB_Cong	ng/g	92.048	36164.4	63692.9	1525.77	133.397	45.483	946.63	1122.22	1089.95	11.085	3.506	3692.79	14714.4	95762.5	3746.22	7111.17
Total PCB TEQ (Bird)	RA-TEQ-B-PCB	ng/g	0.05990562	5.6443581	6.372911	< 0	0.048727	0.0093013	0.3287564	0.841135	0.78501238	0.0000035	< 0	1.17958157	11.0053277	47.420584	1.2607589	3.3093187
Total PCB TEQ (Fish)	RA-TEQ-F-PCB	ng/g	0.000163275	0.0310812	0.021922	< 0	0.000136835	0.00002426	0.00111037	0.00524435	0.00508829	0.00000175	< 0	0.003772435	0.06668335	0.326585	0.01366735	0.0200468
Total PCB TEQ (Mammal)	RA-TEQ-M-PCB	ng/g	0.00038465	0.3510562	0.045062	< 0	0.00033751	0.00005306	0.00238572	0.0624531	0.06165754	0.0000105	< 0	0.00753861	0.7674201	3.87787	0.2113291	0.2319128
TAL Metals and Mercury																		
Aluminum	7429-90-5	mg/kg	3900 J-	10000	13000	10000	4200	3500	3400	5000	4400	6400	3500	10000	9200	7800	6200	6200
Calcium	7440-70-2	mg/kg	2300	3600	2700	2800	470	650	1800	2100	1700	1600	750	3000	5400	3200	2100	1900
Iron	7439-89-6	mg/kg	14000 EB	17000	15000	15000	13000	13000	6600	16000	15000	15000	8600	22000	31000	26000	17000	15000
Magnesium	7439-95-4	mg/kg	1200 J-	2200	1900	1900	960	790	1100	1500	1300	1700	990	2500	2300	1900	1800	1700
Potassium	7440-09-7	mg/kg	250 J-	< 1300 UJ	< 1100 UJ	140 J-	< 450 UJ	< 400 UJ	< 770 U	160 J	120 J	170 J	270 J	330 J	220 J-	180 J-	250 J	210 J
Sodium	7440-23-5	mg/kg	< 580 U	460 J	440 J	320 J	110 J	100 J	< 770 UJ	< 470 UJ	< 410 UJ	< 430 UJ	< 400 UJ	< 740 UJ	480 J	310 J	410 J	310 J
Antimony	7440-36-0	mg/kg	< 1.0 U	< 2.6 U	3.2	5.3	< 1.1 U	1.2	< 1.5 U	1.7	1.6	< 0.78 U	< 0.73 U	2.1	1.5	< 1.1 U	< 1.3 UJ	< 1.3 UJ
Arsenic	7440-38-2	mg/kg	9.8 J	12	14	39	23	68	3.5 J+	38 J+	36 J+	1.9	1.3	4.0	11	7.5	4.7	4.1
Barium	7440-39-3	mg/kg	19 J+	130 J+	97 J+	150 J+	23 J+	40 J+	32	37	34	19	12	99	150 J+	96 J+	63	80
Beryllium	7440-41-7	mg/kg	0.21 J-	1.3 J	< 1.1 UJ	< 1.1 UJ	< 0.54 UJ	< 0.50 UJ	< 0.76 U	< 0.39 U	< 0.41 U	< 0.39 U	< 0.36 U	0.67 J+	1.0 J-	0.68 J	0.52 J	0.47 J

Table 12
Phase 2 Reach Floodplain Soil Analytical Results
Phase 2 Data Evaluation Summary Memorandum
Lower Neponset River
Boston and Milton, Massachusetts

Analyte	CAS Number	Units	24D-0207 24D-0207-BS 5/22/2024 N 1 - 1.4 ft	24D-0208 24D-0208-AS 7/10/2024 N 0 - 1 ft	24D-0208 24D-0208-BS 7/10/2024 N 1 - 2 ft	24D-0208 24D-0208-CS 7/10/2024 N 2 - 3 ft	24D-0209 24D-0209-AS 7/10/2024 N 0 - 1 ft	24D-0209 24D-0209-BS 7/10/2024 N 1 - 1.7 ft	24D-0210 24D-0210-AS 7/1/2024 N 0 - 0.4 ft	24D-0211 24D-0211-AD 7/1/2024 FD 0 - 0.8 ft	24D-0211 24D-0211-AS 7/1/2024 N 0 - 0.8 ft	24D-0212 24D-0212-AS 7/1/2024 N 0 - 1 ft	24D-0212 24D-0212-BS 7/1/2024 N 1 - 1.4 ft	24D-0213 24D-0213-AS 7/1/2024 N 0 - 1 ft	24D-0214 24D-0214-AS 7/10/2024 N 0 - 1 ft	24D-0214 24D-0214-BS 7/10/2024 N 1 - 2 ft	24D-0218 24D-0218-AS 7/17/2024 N 0 - 1 ft	24D-0218 24D-0218-BS 7/17/2024 N 1 - 2 ft
Cadmium	7440-43-9	mg/kg	0.11 J-	5.7 J-	4.6 J-	3.7 J-	0.16 J-	0.13 J-	0.27 J	0.37 J	0.34 J	0.19 J	0.098 J	0.54 J	1.3 J-	0.61 J-	0.45 J-	0.52 J-
Chromium, Total	7440-47-3	mg/kg	2.7 JEB	140 J+	140 J+	410 J+	8.4 J+	6.0 J+	29 JEB	14 JEB	12 JEB	10 JEB	7.4 JEB	71 JEB	110 J+	110 J+	54	52
Cobalt	7440-48-4	mg/kg	1.7 J+	7.2 J+	8.5 J+	7.6 J+	2.3 J+	2.7 J+	1.9 J+	4.6 J+	4.1 J+	2.6 J+	2.0 J+	5.8 J+	12 J+	6.3 J+	3.9	3.6
Copper	7440-50-8	mg/kg	21 J	180 J-	260 J-	380 J-	59 J-	98 J-	48 J	52 J	49 J	13 J+	7.8 J+	47 J+	61 J-	39 J-	50	59
Lead	7439-92-1	mg/kg	56 J+	490 J+	480 J+	780 J+	190 J+	220 J+	120 J	140 J	130 J	17	9.9	210	600 J+	380 J+	150	190
Manganese	7439-96-5	mg/kg	240 JEB	230 J+	150 J+	240 J+	110 J+	130 J+	190 JEB	230 JEB	220 JEB	170 JEB	130 JEB	390 JEB	3600 J+	1500 J+	210	110
Nickel	7440-02-0	mg/kg	3.2	21	19	14	6.6	4.9	6.1 JEB	13 JEB	11 JEB	8.1 JEB	4.7 JEB	14 JEB	16	11	10	10
Selenium	7782-49-2	mg/kg	0.41 J	< 6.5 UJ	< 5.6 UJ	< 5.3 UJ	< 2.7 UJ	0.86 J-	< 3.8 U	0.29 J	< 2.0 U	< 2.0 U	< 1.8 U	0.75 J	< 3.0 UJ	< 2.8 UJ	0.86 J	0.76 J
Silver	7440-22-4	mg/kg	0.085 J	1.3	1.1	1.2	0.15 J	0.11 J	0.22 J	0.18 J	0.15 J	0.41 J	0.21 J	0.37 J	0.79	0.54 J	0.17 J-	0.30 J-
Thallium	7440-28-0	mg/kg	< 0.50 U	0.17 J	0.17 J	0.29 J	0.054 J	0.050 J	0.053 J	0.051 J	0.053 J	0.027 J	0.029 J	0.063 J	0.072 J	0.044 J	0.074 J	0.064 J
Vanadium	7440-62-2	mg/kg	13	51	59	23	53	20	12	44	40	9.5	7.0	30	52	40	23	25
Zinc	7440-66-6	mg/kg	22 EB	640	800	960	46	31	48 JEB	120 JEB	99 JEB	53 JEB	27 JEB	120 JEB	310	180	130	110
Mercury	7439-97-6	mg/kg	0.25 J-	2.1 J	2.7 J	5.6 J	0.82 J	1.8 J	0.36	0.35	0.40	0.098 J	0.033 J	0.83	1.6 J	1.6 J	0.59	0.76
TCL VOCs																		
1,1,1-Trichloroethane (TCA)	71-55-6	ug/kg	< 7.0 UJ	< 16 U	< 14 U	< 12 U	< 5.3 U	< 5.3 UJ	< 11 U	< 280 U	< 320 U	< 5.2 UJ	< 5.4 UJ	< 7.3 U	< 7.2 U	< 5.5 UJ	< 6.9 UJ	< 7.4 U
1,1,2,2-TETRACHLOROETHANE	79-34-5	ug/kg	< 7.0 U	< 16 U	< 14 U	< 12 U	< 5.3 U	< 5.3 UJ	< 11 U	< 5.6 U	< 320 U	< 5.2 U	< 5.4 UJ	< 7.3 U	< 7.2 U	< 5.5 U	< 6.9 U	< 7.4 U
1,1,2-TRICHLORO-1,2,2-TRIFLUOROETHANE	76-13-1	ug/kg	< 7.0 UJ	< 16 U	< 14 U	< 12 U	< 5.3 U	< 5.3 U	< 11 U	< 280 U	< 320 U	< 5.2 UJ	< 5.4 UJ	< 7.3 U	< 7.2 U	< 5.5 UJ	< 6.9 UJ	< 7.4 U
1,1,2-Trichloroethane	79-00-5	ug/kg	< 7.0 U	< 16 U	< 14 U	< 12 U	< 5.3 U	< 5.3 UJ	< 11 U	< 5.6 U	< 5.1 U	< 5.2 U	< 5.4 U	< 7.3 U	< 7.2 U	< 5.5 U	< 6.9 U	< 7.4 U
1,1-Dichloroethane	75-34-3	ug/kg	< 7.0 U	< 16 U	< 14 U	< 12 U	< 5.3 U	< 5.3 U	< 11 U	< 5.6 U	< 5.1 U	< 5.2 U	< 5.4 U	< 7.3 U	< 7.2 U	< 5.5 U	< 6.9 U	< 7.4 U
1,1-Dichloroethene	75-35-4	ug/kg	< 7.0 U	< 16 U	< 14 U	< 12 U	< 5.3 U	< 5.3 U	< 11 U	< 5.6 U	< 5.1 U	< 5.2 U	< 5.4 U	< 7.3 U	< 7.2 U	< 5.5 U	< 6.9 U	< 7.4 U
1,2,3-Trichlorobenzene	87-61-6	ug/kg	< 7.0 U	< 1500 U	< 980 U	< 12 U	< 5.3 UJ	< 280 UJ	< 11 U	< 280 U	< 320 U	< 5.2 U	< 5.4 U	< 7.3 U	< 410 U	< 5.5 UJ	< 6.9 UJ	< 7.4 U
1,2,3-TRICHLOROPROPANE	96-18-4	ug/kg	< 7.0 U	< 16 U	< 14 U	< 12 U	< 5.3 U	< 5.3 U	< 11 U	< 5.6 U	< 5.1 U	< 5.2 U	< 5.4 U	< 7.3 U	< 410 U	< 5.5 U	< 6.9 U	< 7.4 U
1,2,4-TRICHLOROBENZENE	120-82-1	ug/kg	< 7.0 U	< 1500 U	< 980 U	< 12 U	< 5.3 UJ	< 280 UJ	< 11 U	< 280 U	< 320 U	< 5.2 U	< 5.4 U	< 7.3 U	< 410 U	< 5.5 UJ	< 6.9 UJ	< 7.4 U
1,2,4-Trimethylbenzene	95-63-6	ug/kg	< 7.0 U	< 1500 U	< 980 U	< 12 U	110 J+	75 J+	< 11 U	< 280 U	< 320 U	< 5.2 U	< 5.4 U	< 7.3 U	< 410 U	< 5.5 U	< 6.9 U	< 7.4 U
1,2-Dibromo-3-Chloropropane	96-12-8	ug/kg	< 7.0 U	< 1500 U	< 980 U	< 12 U	< 5.3 UJ	< 280 UJ	< 11 U	< 280 U	< 320 U	< 5.2 U	< 5.4 UJ	< 7.3 U	< 410 U	< 5.5 U	< 6.9 U	< 7.4 U
1,2-Dibromoethane (Ethylene Dibromide)	106-93-4	ug/kg	< 7.0 UJ	< 16 U	< 14 U	< 12 U	< 5.3 U	< 5.3 UJ	< 11 U	< 280 U	< 320 U	< 5.2 UJ	< 5.4 UJ	< 7.3 U	< 7.2 U	< 5.5 UJ	< 6.9 UJ	< 7.4 U
1,2-Dichlorobenzene	95-50-1	ug/kg	< 7.0 U	< 1500 U	< 980 U	< 12 U	< 5.3 UJ	< 280 UJ	< 11 U	< 280 U	< 320 U	< 5.2 U	< 5.4 U	< 7.3 U	< 410 U	< 5.5 UJ	< 6.9 UJ	< 7.4 U
1,2-Dichloroethane	107-06-2	ug/kg	< 7.0 UJ	< 16 U	< 14 U	< 12 U	< 5.3 U	< 5.3 U	< 11 U	< 280 U	< 320 U	< 5.2 UJ	< 5.4 UJ	< 7.3 U	< 7.2 U	< 5.5 UJ	< 6.9 UJ	< 7.4 U
1,2-DICHLOROPROPANE	78-87-5	ug/kg	< 7.0 U	< 16 U	< 14 U	< 12 U	< 5.3 U	< 5.3 UJ	< 11 U	< 5.6 U	< 5.1 U	< 5.2 U	< 5.4 U	< 7.3 U	< 410 U	< 5.5 U	< 6.9 U	< 7.4 U
1,3,5-Trimethylbenzene (Mesitylene)	108-67-8	ug/kg	< 7.0 U	< 1500 U	< 980 U	< 12 U	< 5.3 UJ	84 J+	< 11 U	< 280 U	< 320 U	< 5.2 U	< 5.4 U	< 7.3 U	< 410 U	< 5.5 U	< 6.9 U	< 7.4 U
1,3-DICHLOROBENZENE	541-73-1	ug/kg	< 7.0 U	< 1500 U	< 980 U	< 12 U	< 5.3 UJ	< 280 UJ	< 11 U	< 280 U	< 320 U	< 5.2 U	< 5.4 U	< 7.3 U	< 410 U	< 5.5 UJ	< 6.9 UJ	< 7.4 U
1,4-DICHLOROBENZENE	106-46-7	ug/kg	< 7.0 U	< 1500 U	< 980 U	< 12 U	< 5.3 UJ	< 280 UJ	< 11 U	< 280 U	< 320 U	< 5.2 U	< 5.4 U	< 7.3 U	< 410 U	< 5.5 UJ	< 6.9 UJ	< 7.4 U
2-HEXANONE	591-78-6	ug/kg	< 14 U	< 33 U	< 28 U	< 24 U	< 11 U	< 11 UJ	< 22 U	< 11 U	< 640 U	< 10 U	< 11 UJ	< 15 U	< 14 U	< 11 U	< 14 U	< 15 U
ACETONE	67-64-1	ug/kg	< 14 U	< 33 U	290 EB	160 EB	600 JEB	25 EB	< 22 U	< 11 U	< 640 U	< 10 U	< 11 UJ	< 15 U	< 14 U	< 11 U	< 14 U	< 15 U
Benzene	71-43-2	ug/kg	< 7.0 U	< 16 U	< 14 U	< 12 U	< 5.3 U	< 5.3 UJ	< 11 U	< 5.6 U	< 5.1 U	< 5.2 U	< 5.4 U	< 7.3 U	< 7.2 U	< 5.5 U	< 6.9 U	< 7.4 U
BROMOCHLOROMETHANE	74-97-5	ug/kg	< 7.0 U	< 16 U	< 14 U	< 12 U	< 5.3 U	< 5.3 U	< 11 U	< 5.6 U	< 5.1 U	< 5.2 U	< 5.4 U	< 7.3 U	< 7.2 U	< 5.5 U	< 6.9 U	< 7.4 U
BROMODICHLOROMETHANE	75-27-4	ug/kg	< 7.0 U	< 16 U	< 14 U	< 12 U	< 5.3 U	< 5.3 UJ	< 11 U	< 5.6 U	< 5.1 U	< 5.2 U	< 5.4 U	< 7.3 U	< 410 U	< 5.5 U	< 6.9 U	< 7.4 U
BROMOFORM	75-25-2	ug/kg	< 7.0 U	< 1500 U	< 980 U	< 12 U	< 5.3 UJ	< 280 UJ	< 11 U	< 280 U	< 320 U	< 5.2 U	< 5.4 U	< 7.3 U	< 410 U	< 5.5 U	< 6.9 U	< 7.4 U
BROMOMETHANE	74-83-9	ug/kg	< 7.0 U	< 16 U	< 14 U	< 12 U	< 5.3 U	< 5.3 U	< 11 U	< 5.6 U	< 5.1 U	< 5.2 U	< 5.4 U	< 7.3 U	< 7.2 U	< 5.5 U	< 6.9 U	< 7.4 U
CARBON DISULFIDE	75-15-0	ug/kg	< 7.0 UJ	< 16 UJ	4.3 J	< 12 UJ	< 5.3 UJ	2.2 J	< 11 U	< 5.6 U	< 5.1 U	< 5.2 U	< 5.4 U	< 7.3 U	< 7.2 UJ	< 5.5 UJ	< 6.9 U	< 7.4 U
CARBON TETRACHLORIDE	56-23-5	ug/kg	< 7.0 UJ	< 16 U	< 14 U	< 12 U	< 5.3 U	< 5.3 UJ	< 11 U	< 280 U	< 320 U	< 5.2 UJ	< 5.4 UJ	< 7.3 U	< 7.2 U	< 5.5 UJ	< 6.9 UJ	< 7.4 U
Chlorobenzene	108-90-7	ug/kg	< 7.0 U	< 16 U	< 980 U	< 12 U	< 5.3 U	< 5.3 UJ	< 11 U	< 5.6 U	< 320 U	< 5.2 U	< 5.4 U	< 7.3 U	< 7.2 U	< 5.5 UJ	< 6.9 UJ	< 7.4 U
CHLOROETHANE	75-00-3	ug/kg	< 7.0 U	< 16 U	< 14 U	< 12 U	< 5.3 U	< 5.3 U	< 11 U	< 5.6 U	< 5.1 U	< 5.2 U	< 5.4 U	< 7.3 U	< 7.2 U	< 5.5 U	< 6.9 U	< 7.4 U
Chloroform	67-66-3	ug/kg	< 7.0 U	< 16 U	< 14 U	< 12 U	< 5.3 U	< 5.3 U	< 11 U	< 5.6 U	< 5.1 U	< 5.2 U	< 5.4 U	< 7.3 U	< 7.2 U	< 5.5 U	< 6.9 U	< 7.4 U
CHLOROMETHANE	74-87-3	ug/kg	< 7.0 U	< 16 UJ	< 14 UJ	< 12 UJ	< 5.3 UJ	< 5.3 UJ	< 11 U	< 5.6 U	< 5.1 U	< 5.2 U	< 5.4 U	< 7.3 U	< 7.2 UJ	< 5.5 UJ	< 6.9 U	< 7.4 U
CIS-1,2-DICHLOROETHYLENE	156-59-2	ug/kg	< 7.0 U	< 16 U	< 14 U	< 12 U	< 5.3 U	< 5.3 U	< 11 U	< 5.6 U	< 5.1 U	< 5.2 U	< 5.4 U	< 7.3 U	< 7.2 U	< 5.5 U	< 6.9 U	< 7.4 U
cis-1,3-Dichloropropene	10061-01-5	ug/kg	< 7.0 U	< 16 U	< 14 U	< 12 U	< 5.3 U	< 5.3 UJ	< 11 U	< 5.6 U	< 5.1 U	< 5.2 U	< 5.4 U	< 7.3 U	< 7.2 U	< 5.5 U	< 6.9 U	< 7.4 U
Cyclohexane	110-82-7	ug/kg	< 7.0 U	< 16 U	< 14 U	< 12 U	210 J+	200 J	< 11 U	< 5.6 U	< 5.1 U	< 5.2 U	< 5.4 U	< 7.3 U	< 410 U	< 5.5 U	< 6.9 U	< 7.4 U
DIBROMOCHLOROMETHANE	124-48-1	ug/kg	< 7.0 U	< 16 U	< 14 U	< 12 U	< 5.3 U	< 5.3 UJ	< 11 U	< 5.6 U	< 5.1 U	< 5.2 U	< 5.4 U	< 7.3 U	< 7.2 U	< 5.5 U	< 6.9 U	< 7.4 U
Dichlorodifluoromethane	75-71-8	ug/kg	< 7.0 U	< 16 U	< 14 U	< 12 U	< 5.3 U	< 5.3 U	< 11 U	< 5.6 U	< 5.1 U	< 5.2 U	< 5.4 U	< 7.3 U	< 7.2 U	< 5.5 U	< 6.9 U	< 7.4 U
Ethylbenzene	100-41-4	ug/kg	< 7.0 U	< 16 U	< 14 U	< 12 U	< 5.3 U	< 5.3 UJ	< 11 U	< 5.6 U	< 5.1 U	< 5.2 U	< 5.4 U	< 7.3 U	< 7.2 U	< 5.5 U	< 6.9 U	< 7.4 U
Isopropylbenzene (Cumene)	98-82-8	ug/kg	< 7.0 U	< 1500 U	< 980 U	< 12 U	< 5.3 UJ	< 280 UJ	< 11 U	< 280 U	< 320 U	< 5.2 U	< 5.4 U	< 7.3 U	< 410 U	< 5.5 U	< 6.9 U	< 7.4 U
m,p-Xylene	179601-23-1	ug/kg	< 7.0 U	< 16 U	< 14 U	< 12 U	230 J+	130 J+	< 11 U	< 5.6 U	< 5.1 U	< 5.2 U	< 5.4 U	< 7.3 U	< 7.2 U	< 5.5 U	< 6.9 U	< 7.4 U
METHYL ACETATE	79-20-9	ug/kg	< 7.0 UJ	< 16 U	< 14 U	< 12 U	1600 J+	380 J	< 11 U	< 280 U	< 320 U	< 5.2 UJ	< 5.4 UJ	< 7.3 U	1700	< 5.5 UJ	< 6.9 UJ	< 7.4 U
Methyl Ethyl Ketone (2-Butanone)	78-93-3	ug/kg	< 14 U	< 33 U	99	50	< 11 U	< 11 U	< 22 U	< 11 U	< 640 U	< 10 U	< 11 UJ	< 15 U	< 14 U	< 11 U	< 14 U	< 15 U
METHYL ISOBUTYL KETONE (4-METHYL-2-PENTANONE)	108-10-1	ug/kg	< 14 U	< 33 U	< 28 U	< 24 U	< 11 U	< 11 UJ	< 22 U	< 11 U	< 640 U	< 10 U	< 11 UJ	< 15 U	< 14 U	< 11 U	< 14 U	< 15 U
Methylcyclohexane	108-87-2	ug/kg	< 7.0 U	< 16 U	< 14 U	< 12 U	580 J+	560 J	< 11 U	< 5.6 U	< 5.1 U	< 5.2 U	< 5.4 U	< 7.3 U	< 410 U	< 5.5 U	< 6.9 U	< 7.4 U
Methylene Chloride	75-09-2	ug/kg	7.7 J	20 J+	23 J+	20 J+	< 5.3 U	15 J+	< 11 U	8.2 J	8.4 J	8.7 J	< 5.4 UJ	< 7.3 U	14 J+	< 5.5 UJ	< 6.9 UJ	26 J+
o-Xylene (1,2-Dimethylbenzene)	95-47-6	ug/kg	< 7.0 U	< 16 U	< 14 U	< 12 U	180 J+	68 J+	< 11 U	< 5.6 U	< 5.1 U	< 5.2 U	< 5.4 U	< 7.3 U	< 7.2 U	< 5.5 U	< 6.9 U	< 7.4 U
Styrene	100-42-5	ug/kg	< 7.0 U	< 16 U	< 14 U	< 12 U	< 5.3 U	< 5.3 UJ	< 11 U	< 5.6 U	< 5.1 U	< 5.2 U	< 5.4 U	< 7.3 U	< 7.2 U	< 5.5 U	< 6.9 U	< 7.4 U
TERT-BUTYL METHYL ETHER	1634-04-4	ug/kg	< 7.0 UJ	< 16 U	< 14 U	< 12 U	< 5.3 U	< 5.3 U	< 11 U	< 280 U	< 320 U	< 5.2 UJ	< 5.4 UJ	< 7.3 U	< 7.2 U	< 5.5 UJ	< 6.9 UJ	< 7.4 U
Tetrachloroethylene (PCE)	127-18-4	ug/kg	< 7.0 U	< 16 U	< 14 U	< 12 U	< 5.3 U	< 5.3 UJ	< 11 U	< 5.6 U	< 5.1 U	< 5.2 U	< 5.4 U	< 7.3 U	< 7.2 U	< 5.5 U	< 6.9 U	< 7.4 U
Toluene	108-88-3	ug/kg	< 7.0 U	< 16 U	< 14 U	< 12 U	200 J+	< 5.3 UJ	< 11 U	< 5.6 U	< 5.1 U	< 5.2 U	< 5.4 U	< 7.3 U	< 7.2 U	< 5.5 U	< 6.9 U	< 7.4 U
Trans-1,2-Dichloroethylene	156-60-5	ug/kg	< 7.0 U	< 16 U	< 14 U	< 12 U	< 5.3 U	< 5.3 U	< 11 U	< 5.6 U	< 5.1 U	< 5.2 U	< 5.4 U	< 7.3 U	< 7.2 U	< 5.5 U	< 6.9 U	< 7.4 U
Trans-1,3-Dichloropropene	10061-02-6	ug/kg	< 7.0 U	< 16 U	< 14 U	< 12 U	< 5.3 U	< 5.3 UJ	< 11 U	< 5.6 U	< 5.1 U	< 5.2 U	< 5.4 U	< 7.3 U	< 7.2 U	< 5.5 U	< 6.9 U	< 7.4 U
Trichloroethylene (TCE)	79-01-6	ug/kg	< 7.0 U	< 16 U	< 14 U	< 12 U	< 5.3 U	< 5.3 UJ	< 11 U	< 5.6 U	< 5.1 U	< 5.2 U	< 5.4 U	< 7.3 U	< 7.2 U	< 5.5 U	< 6.9 U	< 7.4 U
Trichlorofluoromethane	75-69-4	ug/kg	< 7.0 UJ	< 16 U	< 14 U	< 12 U	< 5.3 U	< 5.3 U	< 11 U	< 280 U	< 320 U	< 5.2 UJ	< 5.4 UJ	< 7.3 U	< 7.2 U	< 5.5 UJ	< 6.9 UJ	< 7.4 U
Vinyl Chloride	75-01-4	ug/kg	< 7.0 U	< 16 U	< 14 U	< 12 U	< 5.3 U	< 5.3 U	< 11 U	< 5.6 U	< 5.1 U	< 5.2 U	< 5.4 U	< 7.3 U	< 7.2 U	< 5.5 U	< 6.9 U	< 7.4 U

Table 12
Phase 2 Reach Floodplain Soil Analytical Results
Phase 2 Data Evaluation Summary Memorandum
Lower Neponset River
Boston and Milton, Massachusetts

Analyte	CAS Number	Units	24D-0207 24D-0207-BS 5/22/2024 N 1 - 1.4 ft	24D-0208 24D-0208-AS 7/10/2024 N 0 - 1 ft	24D-0208 24D-0208-BS 7/10/2024 N 1 - 2 ft	24D-0208 24D-0208-CS 7/10/2024 N 2 - 3 ft	24D-0209 24D-0209-AS 7/10/2024 N 0 - 1 ft	24D-0209 24D-0209-BS 7/10/2024 N 1 - 1.7 ft	24D-0210 24D-0210-AS 7/1/2024 N 0 - 0.4 ft	24D-0211 24D-0211-AD 7/1/2024 FD 0 - 0.8 ft	24D-0211 24D-0211-AS 7/1/2024 N 0 - 0.8 ft	24D-0212 24D-0212-AS 7/1/2024 N 0 - 1 ft	24D-0212 24D-0212-BS 7/1/2024 N 1 - 1.4 ft	24D-0213 24D-0213-AS 7/1/2024 N 0 - 1 ft	24D-0214 24D-0214-AS 7/10/2024 N 0 - 1 ft	24D-0214 24D-0214-BS 7/10/2024 N 1 - 2 ft	24D-0218 24D-0218-AS 7/17/2024 N 0 - 1 ft	24D-0218 24D-0218-BS 7/17/2024 N 1 - 2 ft
TCL SVOCs																		
1,2,4,5-TETRACHLOROBENZENE	95-94-3	ug/kg	< 220 U	< 540 U	< 450 U	< 450 U	< 190 U	< 180 U	< 370 U	< 190 U	< 190 U	< 180 U	< 180 U	< 280 U	< 220 U	< 210 U	< 270 U	< 290 U
1,4-Dioxane (P-Dioxane)	123-91-1	ug/kg	< 86 U	< 210 U	< 180 U	< 180 U	< 73 U	< 71 U	< 150 U	< 74 U	< 75 U	< 72 U	< 70 U	< 110 U	< 88 U	< 81 U	< 110 U	< 110 U
1-Methylnaphthalene	90-12-0	ug/kg	43	3.2 J	2.6 J	2.3 J	81	85	5.7 J	39	40	26	< 3.5 U	20	28	30	24	9.6
2,3,4,6-TETRACHLOROPHENOL	58-90-2	ug/kg	< 220 U	< 540 U	< 450 U	< 450 U	< 190 U	< 180 U	< 370 U	< 190 U	< 190 U	< 180 U	< 180 U	< 280 U	< 220 U	< 210 U	< 270 U	< 290 U
2,4,5-TRICHLOROPHENOL	95-95-4	ug/kg	< 220 U	< 540 U	< 450 U	< 450 U	< 190 U	< 180 U	< 370 U	< 190 U	< 190 U	< 180 U	< 180 U	< 280 U	< 220 U	< 210 U	< 270 U	< 290 U
2,4,6-TRICHLOROPHENOL	88-06-2	ug/kg	< 220 U	< 540 U	< 450 U	< 450 U	< 190 U	< 180 U	< 370 U	< 190 U	< 190 U	< 180 U	< 180 U	< 280 U	< 220 U	< 210 U	< 270 U	< 290 U
2,4-DICHLOROPHENOL	120-83-2	ug/kg	< 220 U	< 540 U	< 450 U	< 450 U	< 190 U	< 180 U	< 370 U	< 190 U	< 190 U	< 180 U	< 180 U	< 280 U	< 220 U	< 210 U	< 270 U	< 290 U
2,4-DIMETHYLPHENOL	105-67-9	ug/kg	< 220 U	< 540 U	< 450 U	< 450 U	< 190 U	< 180 U	< 370 UJ	< 190 UJ	< 190 UJ	< 180 UJ	< 180 U	< 280 UJ	< 220 U	< 210 U	< 270 U	< 290 U
2,4-DINITROPHENOL	51-28-5	ug/kg	< 430 U	< 1100 UJ	< 880 U	< 870 U	< 360 U	< 350 UJ	< 720 U	< 370 U	< 370 U	< 360 U	< 350 U	< 530 U	< 440 UJ	< 400 UJ	< 520 U	< 550 U
2,4-DINITROTOLUENE	121-14-2	ug/kg	< 220 U	< 540 U	< 450 U	< 450 U	< 190 U	< 180 U	< 370 U	< 190 U	< 190 U	< 180 U	< 180 U	< 280 U	< 220 U	< 210 U	< 270 U	< 290 U
2,6-DINITROTOLUENE	606-20-2	ug/kg	< 220 U	< 540 U	< 450 U	< 450 U	< 190 U	< 180 U	< 370 U	< 190 U	< 190 U	< 180 U	< 180 U	< 280 U	< 220 U	< 210 U	< 270 U	< 290 U
2-CHLORONAPHTHALENE	91-58-7	ug/kg	< 220 U	< 540 U	< 450 U	< 450 U	< 190 U	< 180 U	< 370 U	< 190 U	< 190 U	< 180 U	< 180 U	< 280 U	< 220 U	< 210 U	< 270 U	< 290 U
2-CHLOROPHENOL	95-57-8	ug/kg	< 220 U	< 540 U	< 450 U	< 450 U	< 190 U	< 180 U	< 370 U	< 190 U	< 190 U	< 180 U	< 180 U	< 280 U	< 220 U	< 210 U	< 270 U	< 290 U
2-Methylnaphthalene	91-57-6	ug/kg	44	4.7 JEB	4.1 JEB	4.7 JEB	95 EB	85 EB	6.6 J	43	47	18	< 3.5 U	28	41 EB	52 EB	33 EB	12 EB
2-METHYLPHENOL (O-CRESOL)	95-48-7	ug/kg	< 430 U	< 1100 U	< 880 U	< 870 U	< 360 U	< 350 U	< 720 U	< 370 U	< 370 U	< 360 U	< 350 U	< 530 U	< 440 U	< 400 U	< 520 U	< 550 U
2-NITROANILINE	88-74-4	ug/kg	< 220 U	< 540 U	< 450 U	< 450 U	< 190 U	< 180 U	< 370 U	< 190 U	< 190 U	< 180 U	< 180 U	< 280 U	< 220 U	< 210 U	< 270 U	< 290 U
2-NITROPHENOL	88-75-5	ug/kg	< 220 U	< 540 U	< 450 U	< 450 U	< 190 U	< 180 U	< 370 U	< 190 U	< 190 U	< 180 U	< 180 U	< 280 U	< 220 U	< 210 U	< 270 U	< 290 U
3,3'-DICHLOROBENZIDINE	91-94-1	ug/kg	< 430 U	< 1100 U	< 880 U	< 870 U	< 360 U	< 350 U	< 720 U	< 370 U	< 370 U	< 360 U	< 350 U	< 530 U	< 440 U	< 400 U	< 520 U	< 550 U
3-NITROANILINE	99-09-2	ug/kg	< 430 U	< 1100 U	< 880 U	< 870 U	< 360 U	< 350 U	< 720 U	< 370 U	< 370 U	< 360 U	< 350 U	< 530 U	< 440 U	< 400 U	< 520 U	< 550 U
4,6-DINITRO-2-METHYLPHENOL	534-52-1	ug/kg	< 430 U	< 1100 U	< 880 U	< 870 U	< 360 U	< 350 U	< 720 U	< 370 U	< 370 U	< 360 U	< 350 U	< 530 U	< 440 U	< 400 U	< 520 U	< 550 U
4-BROMOPHENYL PHENYL ETHER	101-55-3	ug/kg	< 220 U	< 540 U	< 450 U	< 450 U	< 190 U	< 180 U	< 370 U	< 190 U	< 190 U	< 180 U	< 180 U	< 280 U	< 220 U	< 210 U	< 270 U	< 290 U
4-CHLORO-3-METHYLPHENOL	59-50-7	ug/kg	< 220 U	< 540 U	< 450 U	< 450 U	< 190 U	< 180 U	< 370 U	< 190 U	< 190 U	< 180 U	< 180 U	< 280 U	< 220 U	< 210 U	< 270 U	< 290 U
4-CHLOROANILINE	106-47-8	ug/kg	< 430 U	< 1100 U	< 880 U	< 870 U	< 360 U	< 350 U	< 720 U	< 370 U	< 370 U	< 360 U	< 350 U	< 530 UJ	< 440 UJ	< 400 UJ	< 520 U	< 550 U
4-CHLOROPHENYL PHENYL ETHER	7005-72-3	ug/kg	< 220 U	< 540 U	< 450 U	< 450 U	< 190 U	< 180 U	< 370 U	< 190 U	< 190 U	< 180 U	< 180 U	< 280 U	< 220 U	< 210 U	< 270 U	< 290 U
4-METHYLPHENOL (P-CRESOL)	106-44-5	ug/kg	< 430 U	< 1100 U	< 880 U	< 870 U	< 360 U	< 350 U	< 720 U	< 370 U	< 370 U	< 360 U	< 350 U	400 J	< 440 U	< 400 U	< 520 U	< 550 U
4-Nitroaniline	100-01-6	ug/kg	< 430 U	< 1100 U	< 880 U	< 870 U	< 360 U	< 350 U	< 720 U	< 370 U	< 370 U	< 360 U	< 350 U	< 530 U	< 440 U	< 400 U	< 520 U	< 550 U
4-NITROPHENOL	100-02-7	ug/kg	< 430 U	< 1100 U	< 880 U	< 870 U	< 360 U	< 350 U	< 720 U	< 370 U	< 370 U	< 360 U	< 350 U	< 530 U	< 440 U	< 400 U	< 520 U	< 550 U
Acenaphthene	83-32-9	ug/kg	18 J	5.8 J	3.8 J	6.8 J	20	8.0	14	32	32	85	0.91 J	70	46	50	140	61
ACENAPHTHYLENE	208-96-8	ug/kg	42	22	12	18	100	36	37	170	210	210	6.0	250	190	210	67	39
Acetophenone	98-86-2	ug/kg	< 430 U	< 1100 U	< 880 U	< 870 U	< 360 U	< 350 U	< 720 U	< 370 U	< 370 U	< 360 U	< 350 U	< 530 U	< 440 U	< 400 U	< 520 U	< 550 U
ANTHRACENE	120-12-7	ug/kg	79	29	16	31	130	41	60	200	280	350	4.6	190 J	290	290	310	210
ATRAZINE	1912-24-9	ug/kg	< 430 U	< 1100 U	< 880 U	< 870 U	< 360 U	< 350 U	< 720 U	< 370 U	< 370 U	< 360 U	< 350 U	< 530 U	< 440 U	< 400 U	< 520 U	< 550 U
BENZALDEHYDE	100-52-7	ug/kg	< 430 U	< 1100 U	< 880 U	< 870 U	< 360 U	< 350 U	< 720 U	< 370 U	< 370 U	< 360 U	< 350 U	< 530 U	< 440 U	< 400 U	< 520 U	< 550 U
BENZO(A)ANTHRACENE	56-55-3	ug/kg	340	110	54	110	470	220	300	650	470	1100	13	1500	990	1100	880	490
BENZO(A)PYRENE	50-32-8	ug/kg	340	120	54	100	170	88	280	290	290	590	15	920	440	420	620	340
Benzo(B)Fluoranthene	205-99-2	ug/kg	470	200	68	130	740	320	350	1200	820	1300	20	2700	1900	1700	1400	650
Benzo(G,H,I)Perylene	191-24-2	ug/kg	230	91	37	59	22	10	190	32	33	290	11	180	48	62	120	45
Benzo(K)Fluoranthene	207-08-9	ug/kg	150	50	20	37	170	54	110	240	280	360	5.8	1000	580	630	460	320
BENZYL BUTYL PHTHALATE	85-68-7	ug/kg	45 J	< 540 U	< 450 U	< 450 U	< 190 U	< 180 U	< 370 U	< 190 U	< 190 U	< 180 U	< 180 U	170 J	140 J	< 210 U	< 270 U	200 J
BIPHENYL (DIPHENYL)	92-52-4	ug/kg	< 220 U	< 540 U	< 450 U	< 450 U	< 190 U	< 180 U	< 370 U	< 190 U	< 190 U	< 180 U	< 180 U	< 280 U	< 220 U	< 210 U	< 270 U	< 290 U
BIS(2-CHLOROETHOXY) METHANE	111-91-1	ug/kg	< 220 U	< 540 U	< 450 U	< 450 U	< 190 U	< 180 U	< 370 UJ	< 190 UJ	< 190 UJ	< 180 UJ	< 180 U	< 280 UJ	< 220 U	< 210 U	< 270 U	< 290 U
BIS(2-CHLOROETHYL) ETHER (2-CHLOROETHYL ETHER)	111-44-4	ug/kg	< 430 U	< 1100 U	< 880 U	< 870 U	< 360 U	< 350 U	< 720 UJ	< 370 UJ	< 370 UJ	< 360 UJ	< 350 U	< 530 UJ	< 440 U	< 400 U	< 520 U	< 550 U
BIS(2-CHLOROISOPROPYL) ETHER	108-60-1	ug/kg	< 430 U	< 1100 U	< 880 U	< 870 U	< 360 U	< 350 U	< 720 U	< 370 U	< 370 U	< 360 U	< 350 U	< 530 U	< 440 U	< 400 U	< 520 U	< 550 U
BIS(2-ETHYLHEXYL) PHTHALATE	117-81-7	ug/kg	530	< 540 U	< 450 U	< 450 U	< 190 U	< 180 U	< 370 U	120 J	72 J	< 180 U	< 180 U	720	710	490	410	220 J
Caprolactam	105-60-2	ug/kg	< 430 U	< 1100 U	< 880 U	< 870 U	< 360 U	< 350 U	< 720 U	< 370 U	< 370 U	< 360 U	< 350 U	< 530 U	< 440 U	< 400 U	< 520 U	< 550 U
CARBAZOLE	86-74-8	ug/kg	< 430 U	< 1100 U	< 880 U	< 870 U	76 J	< 350 U	< 720 U	87 J	87 J	81 J	< 350 U	180 J	120 J	120 J	170 J	110 J
CHRYSENE	218-01-9	ug/kg	410	100	48	88	630	240	200	900	670	990	11	2000	1300	1300	1100	560
DIBENZ(A,H)ANTHRACENE	53-70-3	ug/kg	56	22	9.4	17	94	36	62	110	130	200	3.0 J	300	250	240	210	83
Dibenzofuran	132-64-9	ug/kg	< 220 U	< 540 U	< 450 U	< 450 U	46 J	< 180 U	< 370 U	40 J	< 190 U	78 J	< 180 U	< 280 U	< 220 U	47 J	59 J	< 290 U
Diethyl Phthalate	84-66-2	ug/kg	< 220 U	< 540 U	< 450 U	< 450 U	< 190 U	< 180 U	< 370 U	< 190 U	< 190 U	< 180 U	< 180 U	< 280 U	< 220 U	< 210 U	< 270 U	< 290 U
DIMETHYL PHTHALATE	131-11-3	ug/kg	< 220 U	< 540 U	< 450 U	< 450 U	< 190 U	< 180 U	< 370 U	< 190 U	< 190 U	< 180 U	< 180 U	< 280 U	< 220 U	< 210 U	< 270 U	< 290 U
Di-N-Butyl Phthalate	84-74-2	ug/kg	< 220 U	< 540 U	< 450 U	< 450 U	< 190 U	< 180 U	< 370 U	< 190 U	< 190 U	< 180 U	< 180 U	55 J	< 220 U	< 210 U	< 270 U	< 290 U
DI-N-OCTYLPHTHALATE	117-84-0	ug/kg	< 430 U	< 1100 U	< 880 U	< 870 U	< 360 U	< 350 U	< 720 U	< 370 U	< 370 U	< 360 U	< 350 U	< 530 U	< 440 U	< 400 U	< 520 U	< 550 U
FLUORANTHENE	206-44-0	ug/kg	670	240	93	200	960	390	460	1600	1300	2300	23	3400	1900	1900	1700 J	1000 J
FLUORENE	86-73-7	ug/kg	21	7.7 J	6.1 J	10	22	8.0	14	33	36	250	1.4 J	83	58	57	110	64
HEXACHLOROBENZENE	118-74-1	ug/kg	< 220 U	< 540 U	< 450 U	< 450 U	< 190 U	< 180 U	< 370 U	< 190 U	< 190 U	< 180 U	< 180 U	< 280 U	< 220 U	< 210 U	< 270 U	< 290 U
Hexachlorobutadiene	87-68-3	ug/kg	< 220 U	< 540 U	< 450 U	< 450 U	< 190 U	< 180 U	< 370 U	< 190 U	< 190 U	< 180 U	< 180 U	< 280 U	< 220 U	< 210 U	< 270 U	< 290 U
HEXACHLOROCYCLOPENTADIENE	77-47-4	ug/kg	< 430 U	< 1100 UJ	< 880 U	< 870 U	< 360 U	< 350 UJ	< 720 UJ	< 370 UJ	< 370 UJ	< 360 UJ	< 350 U	< 530 UJ	< 440 UJ	< 400 UJ	< 520 U	< 550 U
HEXACHLOROETHANE	67-72-1	ug/kg	< 220 U	< 540 U	< 450 U	< 450 U	< 190 U	< 180 U	< 370 U	< 190 U	< 190 U	< 180 U	< 180 U	< 280 U	< 220 U	< 210 U	< 270 U	< 290 U
INDENO(1,2,3-C,D)PYRENE	193-39-5	ug/kg	190	76	30	54	150	51	160	220	270	350	9.2	720	450	450	480	260
ISOPHORONE	78-59-1	ug/kg	< 220 U	< 540 U	< 450 U	< 450 U	< 190 U	< 180 U	< 370 U	< 190 U	< 190 U	< 180 U	< 180 U	< 280 U	< 220 U	< 210 U	< 270 U	< 290 U
Naphthalene	91-20-3	ug/kg	33 EB	10 JEB	8.1 JEB	12 EB	69 EB	46 EB	8.7	51	55	7.1	< 3.5 U	42	57 EB	60 EB	59 EB	23 EB
NITROBENZENE	98-95-3	ug/kg	< 220 U	< 540 U	< 450 U	< 450 U	< 190 U	< 180 U	< 370 U	< 190 U	< 190 U	< 180 U	< 180 U	< 280 U	< 220 U	< 210 U	< 270 U	< 290 U
N-NITROSODI-N-PROPYLAMINE	621-64-7	ug/kg	< 220 U	< 540 U	< 450 U	< 450 U	< 190 U	< 180 U	< 370 U	< 190 U	< 190 U	< 180 U	< 180 U	< 280 U	< 220 U	< 210 U	< 270 U	< 290 U
N-NITROSODIPHENYLAMINE	86-30-6	ug/kg	< 220 U	< 540 U	< 450 U	< 450 U	< 190 U	< 180 U	< 370 U	< 190 U	< 190 U	< 180 U	< 180 U	< 280 U	< 220 U	< 210 U	< 270 U	< 290 U
PENTACHLOROPHENOL	87-86-5	ug/kg	< 8.7 U	< 21 U	< 18 U	< 18 U	< 7.4 U	< 7.1 U	< 15 U	< 7.5 U	< 7.5 U	< 7.3 U	< 7.0 U	20	19	29	< 11 U	< 11 U
PHENANTHRENE	85-01-8	ug/kg	390	87	48	58	550	290	230	740	620	1700	11	1400	960	960	1200	760
PHENOL	108-95-2	ug/kg	< 430 U	< 1100 U	< 880 U	< 870 U	< 360 U	< 350 U	< 720 U	< 370 U	< 370 U	< 360 U	< 350 U	< 530 U	< 440 U	< 400 U	< 520 U	< 550 U
PYRENE	129-00-0	ug/kg	570	160 J	92 J	180 J	530	220 J	390	1100	830	1300	19	2400	1100	1100	1400	770

Table 12
Phase 2 Reach Floodplain Soil Analytical Results
Phase 2 Data Evaluation Summary Memorandum
Lower Neponset River
Boston and Milton, Massachusetts

Analyte	CAS Number	Units	24D-0218 24D-0218-CS 7/17/2024 N 2 - 3 ft	24D-0219 24D-0219-AS 7/17/2024 N 0 - 1 ft	24D-0219 24D-0219-BS 7/17/2024 N 1 - 1.5 ft	24D-1068 24D-1068-CS 6/10/2024 N 2 - 2.4 ft
PCDD/F						
1,2,3,4,6,7,8-HpCDD	35822-46-9	pg/g	625 EB	1580 EB	951 EB	88.8
1,2,3,4,6,7,8-HpCDF	67562-39-4	pg/g	228 EB	829 EB	583 JEB	43.1
1,2,3,4,7,8,9-HpCDF	55673-89-7	pg/g	11.8	30.4	19.6	1.4 J
1,2,3,4,7,8-HxCDD	39227-28-6	pg/g	5.09	13.9	9.7	1.14 J+
1,2,3,4,7,8-HxCDF	70648-26-9	pg/g	15.9	51.4	47.7	2.31 J
1,2,3,6,7,8-HxCDD	57653-85-7	pg/g	28.7	78.9	47.4	4.55
1,2,3,6,7,8-HxCDF	57117-44-9	pg/g	9.98	30.7	19 J	1.36 J
1,2,3,7,8,9-HxCDD	19408-74-3	pg/g	12.4	38.3	23.3	2.41
1,2,3,7,8,9-HxCDF	72918-21-9	pg/g	< 0.967 U	< 1.45 U	< 1.71 U	< 0.157 U
1,2,3,7,8-PeCDD	40321-76-4	pg/g	1.94 JN	6.62 JN	4.36 JN	0.6 J
1,2,3,7,8-PeCDF	57117-41-6	pg/g	4.1	8.77	< 2.71 UJ	0.522 J
2,3,4,6,7,8-HxCDF	60851-34-5	pg/g	9.8 J	29.5 J	19	1.89 J
2,3,4,7,8-PeCDF	57117-31-4	pg/g	19 J	46.3 J	32.9 J	2.59 J+
2,3,7,8-TCDD	1746-01-6	pg/g	1.76 JN	1.6 JN	< 0.926 UJ	0.225 J
2,3,7,8-TCDF	51207-31-9	pg/g	8.9	17.9	133	1.25
OCDD	3268-87-9	pg/g	5460	11100 J	7440	657
OCDF	39001-02-0	pg/g	306	848	589 J	47.7 J
Total HpCDD	RA_Total_HpCDD	pg/g	1139	2780	1729	159.8
Total HpCDF	RA_Total_HpCDF	pg/g	562.28	1719.7	1212.1	89.576
Total HxCDD	RA_Total_HxCDD	pg/g	164.35	474.73	274.05	28.812
Total HxCDF	RA_Total_HxCDF	pg/g	219.84	646.13	460.64	36.874
Total PeCDD	RA_Total_PeCDD	pg/g	18.29	56.97	29.24	3.892
Total PeCDF	RA_Total_PeCDF	pg/g	143.22	357.69	253.69	22.526
Total TCDD	RA_Total_TCDD	pg/g	5.905	19.4	7.97 U	1.107
Total TCDF	RA_Total_TCDF	pg/g	195.8	374.67	867.7	17.952
Total PCDD/F TEQ (Bird)	RA-TEQ-B-DF	pg/g	40.9591	101.1398	189.8989	6.22097
Total PCDD/F TEQ (Fish)	RA-TEQ-F-DF	pg/g	23.9736	63.3543	49.3669	4.00847
Total PCDD/F TEQ (Mammal)	RA-TEQ-M-DF	pg/g	76.4115	62.0847	4.65307	
PCB Congeners						
PCB-001	2051-60-7	ng/g	7.21 J	29.8 J	16.9 J	< 0.0318 U
PCB-002	2051-61-8	ng/g	1.02 J	0.546 J	< 0.0446 U	< 0.0446 U
PCB-003	2051-62-9	ng/g	9.86 J	16.8 J	7.96 J	< 0.0459 U
PCB-004/010	PCB-4/10	ng/g	24.1	101 J	63.1 J	2.17
PCB-005/008	PCB-5/8	ng/g	99 J	105 J	50.8 J	3.99
PCB-006	25569-80-6	ng/g	76 J	13.7 J	7.48 J	2.25
PCB-007/009	PCB-7/9	ng/g	6.79 J	3.03 J	1.59 J	< 0.081 UJ
PCB-011	2050-67-1	ng/g	6.25	3.82	1.86 J	< 0.0422 U
PCB-012/013	PCB-12/13	ng/g	28.2 J	13.5 J	5.9 J	< 0.105 UJ
PCB-014	34883-41-5	ng/g	< 0.0439 U	< 0.0442 U	< 0.0413 U	< 0.0413 U
PCB-015	2050-68-2	ng/g	203 J	203 J	97.1 J	5.24 J
PCB-016/032	PCB-16/32	ng/g	341 J	103 J	45.2 J	11.9
PCB-017	37680-66-3	ng/g	236 J	74.7 J	32.9 J	7.37 J
PCB-018	37680-65-2	ng/g	396 J	67 J	36.7 J	11.8
PCB-019	38444-73-4	ng/g	45.4 J	33.5	17.6 J	1.56
PCB-020/021/033	PCB-20/21/33	ng/g	129 J	30.3 J	45.9 J	4.4 J
PCB-022	38444-85-8	ng/g	152 J	120 J	65.5 J	3.55 J
PCB-023/034	PCB-23/34	ng/g	7.94	2.8	1.35 J	< 0.077 U
PCB-024/027	PCB-24/27	ng/g	42.8 J	28.1	12.5 J	1.67
PCB-025	55712-37-3	ng/g	267 J	52.3 J	24.8 J	4.23
PCB-026	38444-81-4	ng/g	412 J	105 J	44.2 J	10.4
PCB-028	7012-37-5	ng/g	701 J	1080 J	629 J	24.3 J
PCB-029	15862-07-4	ng/g	< 0.0575 U	0.331	0.23 J	< 0.054 U
PCB-030	35693-92-6	ng/g	0.284	0.0923 J	< 0.0539 U	< 0.0538 U
PCB-031	16606-02-3	ng/g	706 J	424 J	207 J	18.4
PCB-035	37680-69-6	ng/g	3.9 J	5.3 J	6.11 J	< 0.0505 U
PCB-036	38444-87-0	ng/g	< 0.0425 U	< 0.0428 U	< 0.04 U	< 0.04 U
PCB-037	38444-90-5	ng/g	131 J	276 J	184 J	5.85
PCB-038	53555-66-1	ng/g	< 0.0638 U	< 0.0642 U	< 0.06 U	< 0.0599 U
PCB-039	38444-88-1	ng/g	1.7 J	1.92 J	1.27 J	< 0.0387 U
PCB-040	38444-93-8	ng/g	87.5 J	52.4 J	42.8 J	5.03
PCB-041/064	PCB-41/64	ng/g	309 J	373 J	293 J	19.1 J
PCB-042	36559-22-5	ng/g	203 J	193 J	148 J	11.8
PCB-043/049	PCB-43/49	ng/g	624 J	782 J	599 J	37.3 J
PCB-044	41464-39-5	ng/g	523 J	459 J	399 J	32.7 J
PCB-045	70362-45-7	ng/g	92.9 J	53 J	30.3 J	5.05
PCB-046	41464-47-5	ng/g	34.1 J	13.4 J	7.41 J	1.91
PCB-047/048/075	PCB-47/48/75	ng/g	322 J	634 J	456 J	24.2
PCB-050	62796-65-0	ng/g	2.68	2.17	1.15 J	< 0.0529 UJ
PCB-051	68194-04-7	ng/g	39.7 J	29.6	13.9 J	1.73
PCB-052/073	PCB-52/73	ng/g	641 J	787 J	682 J	45.4 J
PCB-053	41464-41-9	ng/g	104 J	87.1 J	54.1 J	6.25
PCB-054	15968-05-5	ng/g	2.34	1.83	0.895 J	< 0.0444 U
PCB-055	74338-24-2	ng/g	3.48 J	12.8 J	9.23 J	< 0.0736 U

Table 12
Phase 2 Reach Floodplain Soil Analytical Results
Phase 2 Data Evaluation Summary Memorandum
Lower Neponset River
Boston and Milton, Massachusetts

			24D-0218 24D-0218-CS 7/17/2024 N 2 - 3 ft	24D-0219 24D-0219-AS 7/17/2024 N 0 - 1 ft	24D-0219 24D-0219-BS 7/17/2024 N 1 - 1.5 ft	24D-1068 24D-1068-CS 6/10/2024 N 2 - 2.4 ft
Analyte	CAS Number	Units				
PCB-056/060	PCB-56/60	ng/g	159 J	573 J	551 J	11.1
PCB-057	70424-67-8	ng/g	6.96	9.29	5.69 J	< 0.0392 U
PCB-058	41464-49-7	ng/g	1.96	2.34	1.79 J	< 0.0496 U
PCB-059	74472-33-6	ng/g	40.9 J	42.4 J	32.9 J	1.84 J
PCB-061/074	PCB-61/74	ng/g	197 J	566 J	489 J	8.29
PCB-062	54230-22-7	ng/g	< 0.0476 U	< 0.0479 U	< 0.0448 U	< 0.0448 U
PCB-063	74472-34-7	ng/g	28.3	64.6 J	47.8 J	1.09
PCB-065	33284-54-7	ng/g	< 0.0665 U	< 0.067 U	< 0.0626 U	< 0.0625 U
PCB-066/080	PCB-66/80	ng/g	312 J	939 J	917 J	29.7
PCB-067	73575-53-8	ng/g	15.9	30.7	22.9 J	0.555 J
PCB-068	73575-52-7	ng/g	6.03	7.74	4.1 J	< 0.0662 U
PCB-069	60233-24-1	ng/g	1.5	2.18	1.16 J	< 0.0496 U
PCB-070	32598-11-1	ng/g	295 J	851 J	828 J	31.1 J
PCB-071	41464-46-4	ng/g	171 J	107 J	69.7 J	9.39
PCB-072	41464-42-0	ng/g	7.89	11.9	7.69 J	0.555
PCB-076	70362-48-0	ng/g	< 0.078 U	< 0.0784 U	< 0.0733 U	< 0.0733 U
PCB-077	32598-13-3	ng/g	43.3 J	114 J	98.2 J	3.74 J+
PCB-078	70362-49-1	ng/g	< 0.0811 U	< 0.0816 U	< 0.0763 U	< 0.0762 U
PCB-079	41464-48-6	ng/g	< 0.0455 U	< 0.0458 U	< 0.0428 U	< 0.0427 U
PCB-081	70362-50-4	ng/g	3.18 J+	10.1 J+	9.68 J	0.424 J
PCB-082	52663-62-4	ng/g	27.7	52.1 J	62.9 J	2.67 J
PCB-083/109	PCB-83/109	ng/g	14.8	24	25 J	1.33
PCB-084	52663-60-2	ng/g	67.5 J	80 J	87.9 J	5.66 J
PCB-085/120	PCB-85/120	ng/g	49.9 J	122 J	136 J	5.73 J
PCB-086/097	PCB-86/97	ng/g	59.4 J	123 J	142 J	6.07 J
PCB-087/115/116	PCB-87/115/116	ng/g	79.3 J	194 J	215 J	8.21 J
PCB-088/121	PCB-88/121	ng/g	0.814	1.8	1.69 J	< 0.148 U
PCB-089/090/101	PCB-89/90/101	ng/g	153 J	347 J	370 J	17.2 J
PCB-091	68194-05-8	ng/g	52.9 J	84.9 J	81.9 J	4.95 J
PCB-092	52663-61-3	ng/g	36.9	71.7 J	65.9 J	3.73 J
PCB-093/095	PCB-93/95	ng/g	168 J	244 J	254 J	15 J
PCB-094	73575-55-0	ng/g	3.27	5.43	4.05 J	< 0.044 U
PCB-096	73575-54-9	ng/g	4.93	4.3	3.61 J	< 0.0566 U
PCB-098/102	PCB-98/102	ng/g	17.9	23.5	23.5 J	1.49 J
PCB-099	38380-01-7	ng/g	97.7 J	235 J	246 J	10.9 J
PCB-100	39485-83-1	ng/g	1.76	4.1	2.96 J	< 0.054 UJ
PCB-103	60145-21-3	ng/g	2.84	5.32	3.96 J	< 0.0546 U
PCB-104	56558-16-8	ng/g	< 0.0445 UJ	0.195 J	< 0.0419 U	< 0.0418 U
PCB-105/127	PCB-105/127	ng/g	61.6 J	244 J	277 J	5.53 J
PCB-106/118	PCB-106/118	ng/g	142 J	396 J	424 J	15.3 J
PCB-107/108	PCB-107/108	ng/g	13.6	34.7	35.5 J	1.41 J
PCB-110	38380-03-9	ng/g	255 J	437 J	455 J	25.3 J
PCB-111/117	PCB-111/117	ng/g	< 0.283 U	< 0.285 U	< 0.267 U	< 0.266 U
PCB-112	74472-36-9	ng/g	1.02	2.31	2.04 J	< 0.0538 U
PCB-113	68194-10-5	ng/g	1.55	2.26	1.66 J	< 0.0446 U
PCB-114	74472-37-0	ng/g	4.66	18.5	19.7 J	< 0.0694 UJ
PCB-119	56558-17-9	ng/g	8.26	16.1	14 J	0.835 J
PCB-122	76842-07-4	ng/g	2.05	6.69	8.17 J	< 0.0766 UJ
PCB-123	65510-44-3	ng/g	4.25 J+	13.2 J+	14.4 J	< 0.0594 UJ
PCB-124	70424-70-3	ng/g	4.42	15.4	16.2 J	0.582 J
PCB-125	74472-39-2	ng/g	1.56 J	3.77 J	2.33 J	< 0.0407 U
PCB-126	57465-28-8	ng/g	1.04 J	3.16 J	2.82 J+	< 0.0477 U
PCB-128	38380-07-3	ng/g	14.3	34.8	35.2 J	1.72 J
PCB-129	55215-18-4	ng/g	3.19	8.29	8.66 J	0.401 J
PCB-130	52663-66-8	ng/g	5.55	11.7	11.5 J	0.658 J
PCB-131/142	PCB-131/142	ng/g	0.991	2.24	1.99	< 0.0202 UJ
PCB-132/168	PCB-132/168	ng/g	26.3	52.8 J	52.2 J	3.11 J
PCB-133	35694-04-3	ng/g	1.28	2.97	2.33 J	< 0.0964 UJ
PCB-134	52704-70-8	ng/g	3.91	8.38	7.85 J	0.482 J
PCB-135/144	PCB-135/144	ng/g	11.2	23.7	21.6 J	1.24 J
PCB-136	38411-22-2	ng/g	8.78	16.1	15.4 J	0.943 J
PCB-137	35694-06-5	ng/g	4.47	11.4	11.2 J	0.627 J
PCB-138/163/164	PCB-138/163/164	ng/g	70.4 J	186 J	177 J	9.25 J
PCB-139/149	PCB-139/149	ng/g	49.3 J	105 J	98.9 J	5.94 J
PCB-140	59291-64-4	ng/g	0.659	1.11	0.945 J	< 0.0592 U
PCB-141	52712-04-6	ng/g	9.97	26.9	27.3 J	1.33 J
PCB-143	68194-15-0	ng/g	0.455	0.793	0.77	< 0.0596 U
PCB-145	74472-40-5	ng/g	< 0.0791 U	0.142 J	0.126 J	< 0.0744 U
PCB-146	51908-16-8	ng/g	8.37	18.7	16.5 J	0.987 J
PCB-147	68194-13-8	ng/g	2.12	6.05	4.38 J	0.271 J
PCB-148	74472-41-6	ng/g	0.178 J	0.376	0.241	< 0.0642 U
PCB-150	68194-08-1	ng/g	0.143 J	0.444	0.234	< 0.0736 U
PCB-151	52663-63-5	ng/g	11.7	25.5	23.7 J	1.44 J
PCB-152	68194-09-2	ng/g	0.179 J	0.519	0.325 J	< 0.0814 U

Table 12
Phase 2 Reach Floodplain Soil Analytical Results
Phase 2 Data Evaluation Summary Memorandum
Lower Neponset River
Boston and Milton, Massachusetts

			24D-0218 24D-0218-CS 7/17/2024 N 2 - 3 ft	24D-0219 24D-0219-AS 7/17/2024 N 0 - 1 ft	24D-0219 24D-0219-BS 7/17/2024 N 1 - 1.5 ft	24D-1068 24D-1068-CS 6/10/2024 N 2 - 2.4 ft
Analyte	CAS Number	Units				
PCB-153	35065-27-1	ng/g	44.9 J	113 J	108 J	6.3 J
PCB-154	60145-22-4	ng/g	1.19	2.82	1.94 J	< 0.047 UJ
PCB-155	33979-03-2	ng/g	< 0.0421 U	< 0.0424 U	< 0.0396 U	< 0.0396 U
PCB-156	38380-08-4	ng/g	7.33	20.8	20.8 J	0.677 J
PCB-157	69782-90-7	ng/g	2.09 J+	5.77 J+	5.69 J	< 0.0549 UJ
PCB-158/160	PCB-158/160	ng/g	6.94	18.3	17.6 J	0.815 J
PCB-159	39635-35-3	ng/g	0.417	0.896	0.864	< 0.0653 U
PCB-161	74472-43-8	ng/g	< 0.0656 U	< 0.066 U	< 0.0617 U	< 0.0616 U
PCB-162	39635-34-2	ng/g	0.432	1.08	0.986	< 0.0631 U
PCB-165	74472-46-1	ng/g	< 0.0939 UJ	0.283 J	< 0.0883 U	< 0.0882 U
PCB-166	41411-63-6	ng/g	0.361	1.05	1.06 J	< 0.079 U
PCB-167	52663-72-6	ng/g	3.08	7.76	7.59 J	0.399 J
PCB-169	32774-16-6	ng/g	< 0.0508 U	< 0.0511 U	< 0.0478 U	< 0.0477 U
PCB-170/190	PCB-170/190	ng/g	12.7	34.4	32.4 J	1.73 J
PCB-171	52663-71-5	ng/g	3.25	8.14	7.61 J	0.423 J
PCB-172/192	PCB-172/192	ng/g	1.64	4.27	3.91 J	0.205 J
PCB-173	68194-16-1	ng/g	0.287	0.673	0.667 J	< 0.0834 U
PCB-174	38411-25-5	ng/g	11.3	27.8	27.1 J	1.49 J
PCB-175	40186-70-7	ng/g	0.51	0.904	0.831 J	< 0.0596 U
PCB-176	52663-65-7	ng/g	1.26	2.71	2.56 J	< 0.0642 UJ
PCB-177	52663-70-4	ng/g	6.65	17	15.5 J	0.879 J
PCB-178	52663-67-9	ng/g	2.3	6.36	5.41 J	< 0.0784 UJ
PCB-179	52663-64-6	ng/g	4.03	9.73	8.78 J	0.529 J
PCB-180	35065-29-3	ng/g	22.7	57.5 J	54.3 J	3.02 J
PCB-181	74472-47-2	ng/g	< 0.0933 U	< 0.0939 U	< 0.0878 U	< 0.0877 U
PCB-182/187	PCB-182/187	ng/g	12.9	32	28.6 J	1.67 J
PCB-183	52663-69-1	ng/g	5.43	12.7	11.9 J	0.714 J
PCB-184	74472-48-3	ng/g	< 0.049 U	< 0.0493 U	< 0.0461 U	< 0.0461 U
PCB-185	52712-05-7	ng/g	1.27	3.44	3.54 J	< 0.0675 UJ
PCB-186	74472-49-4	ng/g	< 0.0736 U	< 0.0741 U	< 0.0693 U	< 0.0692 U
PCB-188	74487-85-7	ng/g	< 0.0535 UJ	< 0.0539 UJ	< 0.0504 U	< 0.0503 U
PCB-189	39635-31-9	ng/g	0.722 J+	1.49 J+	1.46 J	< 0.0518 U
PCB-191	74472-50-7	ng/g	0.368	1.08	0.932	< 0.128 U
PCB-193	69782-91-8	ng/g	1.05	2.72	2.79 J	< 0.173 UJ
PCB-194	35694-08-7	ng/g	7.71	19.7	17.6 J	3.01 J
PCB-195	52663-78-2	ng/g	2.65	6.5	6.33 J	< 0.141 UJ
PCB-196/203	PCB-196/203	ng/g	7.38	19.3	17.2 J	0.958 J
PCB-197	33091-17-7	ng/g	0.308 J	0.513 J	0.497 J	< 0.0551 U
PCB-198	68194-17-2	ng/g	0.382	0.927	1.21 J	< 0.0936 U
PCB-199	52663-75-9	ng/g	6.43	16.7	14.9 J	0.774 J
PCB-200	52663-73-7	ng/g	0.786 J	1.94 J	1.74 J	< 0.0799 UJ
PCB-201	40186-71-8	ng/g	0.69	1.57	1.47 J	< 0.0479 UJ
PCB-202	2136-99-4	ng/g	1.08 J	2.89 J	2.6 J	< 0.0599 UJ
PCB-204	74472-52-9	ng/g	< 0.0986 U	< 0.0992 U	< 0.0928 U	< 0.0927 U
PCB-205	74472-53-0	ng/g	0.645	0.994	0.897 J	< 0.0512 U
PCB-206	40186-72-9	ng/g	3.38	8.63	7.19 J	0.501 J
PCB-207	52663-79-3	ng/g	0.374 J	1.11 J	0.803 J	< 0.0649 UJ
PCB-208	52663-77-1	ng/g	1.24 J	2.58 J	1.86 J	< 0.0649 UJ
PCB-209	2051-24-3	ng/g	1.93	3.54	2.57 J	0.235
Total Decachlorobiphenyls	RA_Total_DECPCB	ng/g	1.93	3.54	2.57	0.235
Total Dichlorobiphenyls	RA_Total_DIPCB	ng/g	443.34	443.05	227.83	13.65
Total Heptachlorobiphenyls	RA_Total_HEPPCB	ng/g	88.367	222.917	208.29	10.66
Total Hexachlorobiphenyls	RA_Total_HEXPCB	ng/g	300.185	715.673	682.881	36.59
Total Monochlorobiphenyls	RA_Total_MONPCB	ng/g	18.09	47.146	24.86	< 0.0459 U
Total Nonachlorobiphenyls	RA_Total_NONPCB	ng/g	4.994	12.32	9.853	0.501
Total Octachlorobiphenyls	RA_Total_OCTPCB	ng/g	28.061	71.034	64.444	4.742
Total Pentachlorobiphenyls	RA_Total_PENPCB	ng/g	1339.62	2815.44	2999.19	131.897
Total Tetrachlorobiphenyls	RA_Total_TETPCB	ng/g	4278.62	6811.55	5823.39	288.254
Total Trichlorobiphenyls	RA_Total_TRICPB	ng/g	3573.02	2404.34	1354.26	105.43
Total PCB Congeners	RA_Tot_PCB_Cong	ng/g	10076.2	13547	11397.6	591.959
Total PCB TEQ (Bird)	RA-TEQ-B-PCB	ng/g	2.59606852	7.0590915	6.1967935	0.23017769
Total PCB TEQ (Fish)	RA-TEQ-F-PCB	ng/g	0.01224866	0.0357876	0.0326132	0.00069553
Total PCB TEQ (Mammal)	RA-TEQ-M-PCB	ng/g	0.11605596	0.3516556	0.3178432	0.00115838
TAL Metals and Mercury						
Aluminum	7429-90-5	mg/kg	4300	5800	5900	-
Calcium	7440-70-2	mg/kg	1500	2300	2400	-
Iron	7439-89-6	mg/kg	8300	15000	14000	-
Magnesium	7439-95-4	mg/kg	1800	1800	2300	-
Potassium	7440-09-7	mg/kg	180 J	270 J	240 J	-
Sodium	7440-23-5	mg/kg	140 J	240 J	250 J	-
Antimony	7440-36-0	mg/kg	< 1.0 UJ	< 0.94 UJ	< 1.1 UJ	-
Arsenic	7440-38-2	mg/kg	2.6	3.1	2.8	-
Barium	7440-39-3	mg/kg	45	49	43	-
Beryllium	7440-41-7	mg/kg	0.20 J	0.37 J	0.36 J	-

Table 12
Phase 2 Reach Floodplain Soil Analytical Results
Phase 2 Data Evaluation Summary Memorandum
Lower Neponset River
Boston and Milton, Massachusetts

			24D-0218 24D-0218-CS 7/17/2024 N 2 - 3 ft	24D-0219 24D-0219-AS 7/17/2024 N 0 - 1 ft	24D-0219 24D-0219-BS 7/17/2024 N 1 - 1.5 ft	24D-1068 24D-1068-CS 6/10/2024 N 2 - 2.4 ft
Analyte	CAS Number	Units				
Cadmium	7440-43-9	mg/kg	0.30 J-	0.56 J-	0.40 J-	-
Chromium, Total	7440-47-3	mg/kg	18	41	32	-
Cobalt	7440-48-4	mg/kg	3.0	4.0	3.7	-
Copper	7440-50-8	mg/kg	30	47	34	-
Lead	7439-92-1	mg/kg	76	150	99	-
Manganese	7439-96-5	mg/kg	70	280	270	-
Nickel	7440-02-0	mg/kg	7.2	9.5	9.0	-
Selenium	7782-49-2	mg/kg	0.38 J	0.57 J	0.56 J	-
Silver	7440-22-4	mg/kg	0.16 J-	0.20 J-	0.12 J-	-
Thallium	7440-28-0	mg/kg	0.040 J	0.056 J	0.049 J	-
Vanadium	7440-62-2	mg/kg	15	23	25	-
Zinc	7440-66-6	mg/kg	70	120	110	-
Mercury	7439-97-6	mg/kg	0.13	0.57	0.43	-
TCL VOCs						
1,1,1-Trichloroethane (TCA)	71-55-6	ug/kg	< 5.9 UJ	< 5.7 U	< 5.2 UJ	-
1,1,2,2-TETRACHLOROETHANE	79-34-5	ug/kg	< 5.9 U	< 5.7 U	< 5.2 U	-
1,1,2-TRICHLORO-1,2,2-TRIFLUOROETHANE	76-13-1	ug/kg	< 5.9 UJ	< 5.7 U	< 5.2 UJ	-
1,1,2-Trichloroethane	79-00-5	ug/kg	< 5.9 U	< 5.7 U	< 5.2 U	-
1,1-Dichloroethane	75-34-3	ug/kg	< 5.9 U	< 5.7 U	< 5.2 U	-
1,1-Dichloroethene	75-35-4	ug/kg	< 5.9 U	< 5.7 U	< 5.2 U	-
1,2,3-Trichlorobenzene	87-61-6	ug/kg	< 5.9 UJ	< 5.7 U	< 5.2 UJ	-
1,2,3-TRICHLOROPROPANE	96-18-4	ug/kg	< 5.9 U	< 5.7 U	< 5.2 U	-
1,2,4-TRICHLOROBENZENE	120-82-1	ug/kg	< 5.9 UJ	< 5.7 U	< 5.2 UJ	-
1,2,4-Trimethylbenzene	95-63-6	ug/kg	< 5.9 U	< 5.7 U	< 5.2 U	-
1,2-Dibromo-3-Chloropropane	96-12-8	ug/kg	< 5.9 U	< 5.7 U	< 5.2 U	-
1,2-Dibromoethane (Ethylene Dibromide)	106-93-4	ug/kg	< 5.9 UJ	< 5.7 U	< 5.2 UJ	-
1,2-Dichlorobenzene	95-50-1	ug/kg	< 5.9 UJ	< 5.7 U	< 5.2 UJ	-
1,2-Dichloroethane	107-06-2	ug/kg	< 5.9 UJ	< 5.7 U	< 5.2 UJ	-
1,2-DICHLOROPROPANE	78-87-5	ug/kg	< 5.9 U	< 5.7 U	< 5.2 U	-
1,3,5-Trimethylbenzene (Mesitylene)	108-67-8	ug/kg	< 5.9 U	< 5.7 U	< 5.2 U	-
1,3-DICHLOROBENZENE	541-73-1	ug/kg	< 5.9 UJ	< 5.7 U	< 5.2 UJ	-
1,4-DICHLOROBENZENE	106-46-7	ug/kg	< 5.9 UJ	< 5.7 U	< 5.2 UJ	-
2-HEXANONE	591-78-6	ug/kg	< 12 U	< 11 U	< 10 U	-
ACETONE	67-64-1	ug/kg	15 EB	< 11 U	< 10 U	-
Benzene	71-43-2	ug/kg	< 5.9 U	< 5.7 U	< 5.2 U	-
BROMOCHLOROMETHANE	74-97-5	ug/kg	< 5.9 U	< 5.7 U	< 5.2 U	-
BROMODICHLOROMETHANE	75-27-4	ug/kg	< 5.9 U	< 5.7 U	< 5.2 U	-
BROMOFORM	75-25-2	ug/kg	< 5.9 U	< 5.7 U	< 5.2 U	-
BROMOMETHANE	74-83-9	ug/kg	< 5.9 U	< 5.7 U	< 5.2 U	-
CARBON DISULFIDE	75-15-0	ug/kg	3.0 J	< 5.7 U	< 5.2 U	-
CARBON TETRACHLORIDE	56-23-5	ug/kg	< 5.9 UJ	< 5.7 U	< 5.2 UJ	-
Chlorobenzene	108-90-7	ug/kg	< 5.9 UJ	< 5.7 U	< 5.2 UJ	-
CHLOROETHANE	75-00-3	ug/kg	< 5.9 U	< 5.7 U	< 5.2 U	-
Chloroform	67-66-3	ug/kg	< 5.9 U	< 5.7 U	< 5.2 U	-
CHLOROMETHANE	74-87-3	ug/kg	< 5.9 U	< 5.7 U	< 5.2 U	-
CIS-1,2-DICHLOROETHYLENE	156-59-2	ug/kg	< 5.9 U	< 5.7 U	< 5.2 U	-
cis-1,3-Dichloropropene	10061-01-5	ug/kg	< 5.9 U	< 5.7 U	< 5.2 U	-
Cyclohexane	110-82-7	ug/kg	< 5.9 U	< 5.7 U	< 5.2 U	-
DIBROMOCHLOROMETHANE	124-48-1	ug/kg	< 5.9 U	< 5.7 U	< 5.2 U	-
Dichlorodifluoromethane	75-71-8	ug/kg	< 5.9 U	< 5.7 U	< 5.2 U	-
Ethylbenzene	100-41-4	ug/kg	< 5.9 U	< 5.7 U	< 5.2 U	-
Isopropylbenzene (Cumene)	98-82-8	ug/kg	< 5.9 U	< 5.7 U	< 5.2 U	-
m,p-Xylene	179601-23-1	ug/kg	< 5.9 U	< 5.7 U	< 5.2 U	-
METHYL ACETATE	79-20-9	ug/kg	< 5.9 UJ	< 5.7 U	< 5.2 UJ	-
Methyl Ethyl Ketone (2-Butanone)	78-93-3	ug/kg	< 12 U	< 11 U	< 10 U	-
METHYL ISOBUTYL KETONE (4-METHYL-2-PENTANONE)	108-10-1	ug/kg	< 12 U	< 11 U	< 10 U	-
Methylcyclohexane	108-87-2	ug/kg	< 5.9 U	< 5.7 U	< 5.2 U	-
Methylene Chloride	75-09-2	ug/kg	< 5.9 UJ	23 J+	< 5.2 UJ	-
o-Xylene (1,2-Dimethylbenzene)	95-47-6	ug/kg	< 5.9 U	< 5.7 U	< 5.2 U	-
Styrene	100-42-5	ug/kg	< 5.9 U	< 5.7 U	< 5.2 U	-
TERT-BUTYL METHYL ETHER	1634-04-4	ug/kg	< 5.9 UJ	< 5.7 U	< 5.2 UJ	-
Tetrachloroethylene (PCE)	127-18-4	ug/kg	< 5.9 U	< 5.7 U	< 5.2 U	-
Toluene	108-88-3	ug/kg	< 5.9 U	< 5.7 U	< 5.2 U	-
Trans-1,2-Dichloroethylene	156-60-5	ug/kg	< 5.9 U	< 5.7 U	< 5.2 U	-
Trans-1,3-Dichloropropene	10061-02-6	ug/kg	< 5.9 U	< 5.7 U	< 5.2 U	-
Trichloroethylene (TCE)	79-01-6	ug/kg	< 5.9 U	< 5.7 U	< 5.2 U	-
Trichlorofluoromethane	75-69-4	ug/kg	< 5.9 UJ	< 5.7 U	< 5.2 UJ	-
Vinyl Chloride	75-01-4	ug/kg	< 5.9 U	< 5.7 U	< 5.2 U	-

Table 12
Phase 2 Reach Floodplain Soil Analytical Results
Phase 2 Data Evaluation Summary Memorandum
Lower Neponset River
Boston and Milton, Massachusetts

			24D-0218 24D-0218-CS 7/17/2024 N 2 - 3 ft	24D-0219 24D-0219-AS 7/17/2024 N 0 - 1 ft	24D-0219 24D-0219-BS 7/17/2024 N 1 - 1.5 ft	24D-1068 24D-1068-CS 6/10/2024 N 2 - 2.4 ft
Analyte	CAS Number	Units				
TCL SVOCs						
1,2,4,5-TETRACHLOROBENZENE	95-94-3	ug/kg	< 220 U	< 210 U	< 200 U	-
1,4-Dioxane (P-Dioxane)	123-91-1	ug/kg	< 87 U	< 82 U	< 80 U	-
1-Methylnaphthalene	90-12-0	ug/kg	1.3 J	11 J-	5.7 J-	-
2,3,4,6-TETRACHLOROPHENOL	58-90-2	ug/kg	< 220 U	< 210 U	< 200 U	-
2,4,5-TRICHLOROPHENOL	95-95-4	ug/kg	< 220 U	< 210 U	< 200 U	-
2,4,6-TRICHLOROPHENOL	88-06-2	ug/kg	< 220 U	< 210 U	< 200 U	-
2,4-DICHLOROPHENOL	120-83-2	ug/kg	< 220 U	< 210 U	< 200 U	-
2,4-DIMETHYLPHENOL	105-67-9	ug/kg	< 220 U	< 210 U	< 200 U	-
2,4-DINITROPHENOL	51-28-5	ug/kg	< 430 U	< 410 U	< 400 U	-
2,4-DINITROTOLUENE	121-14-2	ug/kg	< 220 U	< 210 U	< 200 U	-
2,6-DINITROTOLUENE	606-20-2	ug/kg	< 220 U	< 210 U	< 200 U	-
2-CHLORONAPHTHALENE	91-58-7	ug/kg	< 220 U	< 210 U	< 200 U	-
2-CHLOROPHENOL	95-57-8	ug/kg	< 220 U	< 210 U	< 200 U	-
2-Methylnaphthalene	91-57-6	ug/kg	1.6 JEB	16 JEB	8.5 JEB	-
2-METHYLPHENOL (O-CRESOL)	95-48-7	ug/kg	< 430 U	< 410 U	< 400 U	-
2-NITROANILINE	88-74-4	ug/kg	< 220 U	< 210 U	< 200 U	-
2-NITROPHENOL	88-75-5	ug/kg	< 220 U	< 210 U	< 200 U	-
3,3'-DICHLOROBENZIDINE	91-94-1	ug/kg	< 430 U	< 410 U	< 400 U	-
3-NITROANILINE	99-09-2	ug/kg	< 430 U	< 410 U	< 400 U	-
4,6-DINITRO-2-METHYLPHENOL	534-52-1	ug/kg	< 430 U	< 410 U	< 400 U	-
4-BROMOPHENYL PHENYL ETHER	101-55-3	ug/kg	< 220 U	< 210 U	< 200 U	-
4-CHLORO-3-METHYLPHENOL	59-50-7	ug/kg	< 220 U	< 210 U	< 200 U	-
4-CHLOROANILINE	106-47-8	ug/kg	< 430 U	< 410 U	< 400 U	-
4-CHLOROPHENYL PHENYL ETHER	7005-72-3	ug/kg	< 220 U	< 210 U	< 200 U	-
4-METHYLPHENOL (P-CRESOL)	106-44-5	ug/kg	< 430 U	< 410 U	< 400 U	-
4-Nitroaniline	100-01-6	ug/kg	< 430 U	< 410 U	< 400 U	-
4-NITROPHENOL	100-02-7	ug/kg	< 430 U	< 410 U	< 400 U	-
Acenaphthene	83-32-9	ug/kg	6.6	54	23	-
ACENAPHTHYLENE	208-96-8	ug/kg	4.3	50	40	-
Acetophenone	98-86-2	ug/kg	< 430 U	< 410 U	< 400 U	-
ANTHRACENE	120-12-7	ug/kg	17	130	82	-
ATRAZINE	1912-24-9	ug/kg	< 430 U	< 410 U	< 400 U	-
BENZALDEHYDE	100-52-7	ug/kg	< 430 U	< 410 U	< 400 U	-
BENZO(A)ANTHRACENE	56-55-3	ug/kg	46	580	300	-
BENZO(A)PYRENE	50-32-8	ug/kg	49	440	240	-
Benzo(B)Fluoranthene	205-99-2	ug/kg	69	900	510	-
Benzo(G,H,I)Perylene	191-24-2	ug/kg	25	65	42	-
Benzo(K)Fluoranthene	207-08-9	ug/kg	21	280	200	-
BENZYL BUTYL PHTHALATE	85-68-7	ug/kg	< 220 U	< 210 U	< 200 U	-
BIPHENYL (DIPHENYL)	92-52-4	ug/kg	< 220 U	< 210 U	< 200 U	-
BIS(2-CHLOROETHOXY) METHANE	111-91-1	ug/kg	< 220 U	< 210 U	< 200 U	-
BIS(2-CHLOROETHYL) ETHER (2-CHLOROETHYL ETHER)	111-44-4	ug/kg	< 430 U	< 410 U	< 400 U	-
BIS(2-CHLOROISOPROPYL) ETHER	108-60-1	ug/kg	< 430 U	< 410 U	< 400 U	-
BIS(2-ETHYLHEXYL) PHTHALATE	117-81-7	ug/kg	2100	200 J	290	-
Caprolactam	105-60-2	ug/kg	< 430 U	< 410 U	< 400 U	-
CARBAZOLE	86-74-8	ug/kg	< 430 U	100 J	52 J	-
CHRYSENE	218-01-9	ug/kg	34	720	410	-
DIBENZ(A,H)ANTHRACENE	53-70-3	ug/kg	6.1	99	78	-
Dibenzofuran	132-64-9	ug/kg	< 220 U	< 210 U	< 200 U	-
Diethyl Phthalate	84-66-2	ug/kg	< 220 U	< 210 U	< 200 U	-
DIMETHYL PHTHALATE	131-11-3	ug/kg	< 220 U	< 210 U	< 200 U	-
Di-N-Butyl Phthalate	84-74-2	ug/kg	< 220 U	< 210 U	< 200 U	-
DI-N-OCTYLPHTHALATE	117-84-0	ug/kg	< 430 U	< 410 U	< 400 U	-
FLUORANTHENE	206-44-0	ug/kg	110	1100 J	610 J	-
FLUORENE	86-73-7	ug/kg	6.6	50	24	-
HEXACHLOROBENZENE	118-74-1	ug/kg	< 220 U	< 210 U	< 200 U	-
Hexachlorobutadiene	87-68-3	ug/kg	< 220 U	< 210 U	< 200 U	-
HEXACHLOROCYCLOPENTADIENE	77-47-4	ug/kg	< 430 U	< 410 U	< 400 U	-
HEXACHLOROETHANE	67-72-1	ug/kg	< 220 U	< 210 U	< 200 U	-
INDENO(1,2,3-C,D)PYRENE	193-39-5	ug/kg	20	300	230	-
ISOPHORONE	78-59-1	ug/kg	< 220 U	< 210 U	< 200 U	-
Naphthalene	91-20-3	ug/kg	2.8 JEB	29 JEB	15 JEB	-
NITROBENZENE	98-95-3	ug/kg	< 220 U	< 210 U	< 200 U	-
N-NITROSODI-N-PROPYLAMINE	621-64-7	ug/kg	< 220 U	< 210 U	< 200 U	-
N-NITROSODIPHENYLAMINE	86-30-6	ug/kg	< 220 U	< 210 U	< 200 U	-
PENTACHLOROPHENOL	87-86-5	ug/kg	< 8.8 U	3.9 J	2.2 J-	-
PHENANTHRENE	85-01-8	ug/kg	75	700	350	-
PHENOL	108-95-2	ug/kg	< 430 U	< 410 U	< 400 U	-
PYRENE	129-00-0	ug/kg	97	860	490	-

Table 12
Phase 2 Reach Floodplain Soil Analytical Results
Phase 2 Data Evaluation Summary Memorandum
Lower Neponset River
Boston and Milton, Massachusetts

Notes:
(a) Yellow highlighted values represent detection of the compound at a concentration above the human health PAL; underlined values represent detection of the compound at a concentration above the ecological PAL.
(b) Comparison of the data to the PALs is for informational purposes only and is not an indication of risk.
(c) Bold font indicates detected concentration.

Sums and TEQ:
(a) The homolog groups sums for PCBs and PCDD/Fs were calculated by summing the detected congeners in each group; if no congeners in a group were detected, the maximum reporting detection limit for any individual congener in that homolog group was used.
(b) The concentration of total PCB congeners was calculated as the sum of detected congeners in each sample.
(c) PCDD/F TEQ and PCB Toxic Equivalency (TEQ) values were calculated by summing the detected compounds in each group that have been multiplied by their specific Toxic Equivalency Factors (TEFs); see Table 51 for more details. For any sample that did not have any detected compounds, the resulting TEQ is shown as a zero.
(d) For coelution of dioxin-like (DL) and non-DL congeners, TEF is applied to the full reported concentration.
(e) Calculated total values are inclusive of Estimated Maximum Possible Concentration (EMPC) results.

Project Action Limits (PALs):
A blank cell for the PAL indicates no PAL is available.
See Table 51 for additional details.

Analytes:
PCB - polychlorinated biphenyl
PCDD/F - polychlorinated dibenzodioxins/furans
SVOCs - semi-volatile organic compounds
TAL - target analyte list
TCL - target compound list
VOCs - volatile organic compounds

Units:
mg/kg - milligrams per kilogram
ng/g - nanograms per gram
pg/g - picograms per gram
ug/kg - micrograms per kilogram

Qualifiers:
B - Indicates the analyte is detected in the associated blank as well as in the sample.
E - Indicates compounds whose concentrations exceed the calibration range of the instrument.
J - The analyte was positively identified; the associated numerical value is the approximate concentration of the analyte in the sample.
J- -The analyte was positively identified; the associated numerical value is the approximate concentration of the analyte in the sample with a potential low bias.
J+ - The analyte was positively identified; the associated numerical value is the approximate concentration of the analyte in the sample with a potential high bias.
JN - The analyte was tentatively identified; the associated numerical value is the approximate concentration of the analyte in the sample.
TB - Trip blank contamination.
UJ - The analyte was not detected above the reported detection limit. However, the reported detection limit is approximate and may or may not represent the actual limit of quantitation necessary to accurately and precisely measure the analyte in the sample.
U - The analyte was analyzed for but was not detected above the reported detection limit.
R - The sample results are rejected due to serious deficiencies in the ability to analyze the sample and meet quality control criteria. The presence or absence of the analyte cannot be verified.

Sample Type:
N - normal
FD - field duplicate

Table 13
Depositional Area Soil Analytical Results
Phase 2 Data Evaluation Summary Memorandum
Lower Neponset River
Boston and Milton, Massachusetts

					Location	24D-0215	24D-0215	24D-0215	24D-0216	24D-0216	24D-0217	24D-0217
					Sample Name	24D-0215-AD	24D-0215-AS	24D-0215-BS	24D-0216-AS	24D-0216-BS	24D-0217-AS	24D-0217-BS
					Sample Date	6/10/2024	6/10/2024	6/10/2024	6/10/2024	6/10/2024	6/10/2024	6/10/2024
					Sample Type	FD	N	N	N	N	N	N
					Depth Interval	0 - 1 ft	0 - 1 ft	1 - 1.5 ft	0 - 1 ft	1 - 1.5 ft	0 - 1 ft	1 - 1.7 ft
Analyte	CAS Number	Units	Human Health PAL	Ecological PAL								
PCDD/F												
1,2,3,4,6,7,8-HpCDD	35822-46-9	pg/g	480	315	53.1	50.9	19.7	43.5	29.9	7.79	7.03
1,2,3,4,6,7,8-HpCDF	67562-39-4	pg/g	480	315	129 J	58.1 J	27.3	69.2	33.8	16.8	9.08
1,2,3,4,7,8,9-HpCDF	55673-89-7	pg/g	480	315	4.65	3.3	2.04 J	2.64	2.22 J	3.57	0.954 J
1,2,3,4,7,8-HxCDD	39227-28-6	pg/g	48	31.5	1.46 J+	1.14 J+	0.843 JN	1.1 JN	0.772 J+	0.541 JN	< 0.315 U
1,2,3,4,7,8-HxCDF	70648-26-9	pg/g	48	31.5	18.6 J	10.5 J	6.29	10.7	8.21	12.5	4.6
1,2,3,6,7,8-HxCDD	57653-85-7	pg/g	48	31.5	3.42	2.7	1.09 J	2.46 J	1.23 JN	0.811 J	0.485 J
1,2,3,6,7,8-HxCDF	57117-44-9	pg/g	48	31.5	8.07	5.02	2.66	4.98	3.5	4.5	1.68 J
1,2,3,7,8,9-HxCDD	19408-74-3	pg/g	48	31.5	3.03	2.28 J	0.966 J+	1.82 J	1.26 J	0.417 JN	0.44 J+
1,2,3,7,8,9-HxCDF	72918-21-9	pg/g	48	31.5	< 0.231 U	< 0.197 U	< 0.187 U	< 0.166 U	< 0.213 U	< 0.118 U	< 0.21 U
1,2,3,7,8-PeCDD	40321-76-4	pg/g	4.8	3.15	< 1.36 UJ	0.687 J	0.448 JN	0.53 JN	0.385 J	< 0.159 UJ	< 0.266 UJ
1,2,3,7,8-PeCDF	57117-41-6	pg/g	160	105	3.49	2.41	1.24 JN	1.74 J	1.91 J	3.32	1.52 J
2,3,4,6,7,8-HxCDF	60851-34-5	pg/g	48	31.5	5.52	5.08	2.44 J	3.78	3	4.39	1.98 J
2,3,4,7,8-PeCDF	57117-31-4	pg/g	16	10.5	18.4 J+	15.3 J+	9.73 J+	11.8 J+	12.3 J+	27.5 J+	11.4 J+
2,3,7,8-TCDD	1746-01-6	pg/g	4.8	3.15	< 0.966 UJ	< 0.940 UJ	< 0.992 UJ	< 0.988 UJ	< 0.992 UJ	< 0.892 UJ	< 0.932 UJ
2,3,7,8-TCDF	51207-31-9	pg/g	48	31.5	6.97	4.9	2.59	4.29	3.02	5.27	2.88 JN
OCDD	3268-87-9	pg/g	16000	10500	303	351	130	312	206	45.1	39.5
OCDF	39001-02-0	pg/g	16000	10500	144 J	68.8 J	31.3 J	69.2 J	42.1 J	19.2 J	9.42 J
Total HpCDD	RA_Total_HpCDD	pg/g			91.4	91.5	35.6	81.7	55.5	14.5	13.18
Total HpCDF	RA_Total_HpCDF	pg/g			170.39	96.73	43.19	106.18	57.29	29.73	15.396
Total HxCDD	RA_Total_HxCDD	pg/g	100		24.36	21.874	8.496	18.18	12.816	5.139	4.071
Total HxCDF	RA_Total_HxCDF	pg/g			95.367	74.506	34.039	67.404	45.841	48.628	22.553
Total PeCDD	RA_Total_PeCDD	pg/g			< 1.36 U	5.465	1.738	4.3	1.382	0.787 U	0.509 U
Total PeCDF	RA_Total_PeCDF	pg/g			94.202	93.363	53.379	77.148	71.735	123.712	56.381
Total TCDD	RA_Total_TCDD	pg/g			< 0.966 U	2.077 U	0.374 U	1.212 U	0.979 U	0.523 U	< 0.932 U
Total TCDF	RA_Total_TCDF	pg/g			216.47	107.04	69.885	118.057	89.866	159.28	96.443
Total PCDD/F TEQ (Bird)	RA-TEQ-B-DF	pg/g			30.7825	24.20688	14.50988	19.80162	17.95881	35.53578	15.419112
Total PCDD/F TEQ (Fish)	RA-TEQ-F-DF	pg/g			15.1708	12.08918	7.41479	10.07032	9.07831	16.8192	6.867512
Total PCDD/F TEQ (Mammal)	RA-TEQ-M-DF	pg/g			12.3333	9.76024	5.63089	8.30296	6.96513	11.49339	4.857416
PCB Congeners												
PCB-001	2051-60-7	ng/g	230	41	8.98	12.3	29.5	54.6 J	343 J	6.28	7.61
PCB-002	2051-61-8	ng/g	230	41	< 0.0465 U	< 0.0453 U	< 0.0478 U	< 0.0476 U	4.78	< 0.0429 U	< 0.045 U
PCB-003	2051-62-9	ng/g	230	41	3.24	4.11	8.94	12.7	129 J	2.29	3.32
PCB-004/010	PCB-4/10	ng/g	230	41	61.6 J	147 J	244 J	397 J	559 J	124 J	56.7 J
PCB-005/008	PCB-5/8	ng/g	230	41	49.5 J	90 J	164 J	230 J	411 J	59 J	35.4
PCB-006	25569-80-6	ng/g	230	41	15.2 J	26 J	40 J	51.5 J	89 J	17.2	13.6
PCB-007/009	PCB-7/9	ng/g	230	41	2.93 J	5.33 J	9.13 J	12.3 J	19.6 J	4.06 J	2.33 J
PCB-011	2050-67-1	ng/g	230	41	3.58	3.65	4.61	18.2	21.5	2.7	3.45
PCB-012/013	PCB-12/13	ng/g	230	41	13.3 J	14 J	19.2 J	58.6 J	73.2 J	13 J	17.5 J
PCB-014	34883-41-5	ng/g	230	41	< 0.043 U	< 0.042 U	< 0.0442 U	< 0.044 U	< 0.0442 U	< 0.0397 U	< 0.0416 U
PCB-015	2050-68-2	ng/g	230	41	410 J	277 J	274 J	1100 J	1040 J	244 J	260 J
PCB-016/032	PCB-16/32	ng/g	230	41	560 J	306 J	231 J	741 J	511 J	359 J	187 J
PCB-017	37680-66-3	ng/g	230	41	130 J	138 J	139 J	211 J	264 J	123 J	56.6 J
PCB-018	37680-65-2	ng/g	230	41	97.8 J	100 J	95.7 J	146 J	169 J	147 J	46.7 J
PCB-019	38444-73-4	ng/g	230	41	123 J	97.3 J	76.6 J	594 J	419 J	98.8 J	40.6 J
PCB-020/021/033	PCB-20/21/33	ng/g	230	41	82.2 J	47.1 J	33.8 J	68 J	57.1 J	71.7 J	37.6 J

Table 13
Depositional Area Soil Analytical Results
Phase 2 Data Evaluation Summary Memorandum
Lower Neponset River
Boston and Milton, Massachusetts

				Location	24D-0215	24D-0215	24D-0215	24D-0216	24D-0216	24D-0217	24D-0217
				Sample Name	24D-0215-AD	24D-0215-AS	24D-0215-BS	24D-0216-AS	24D-0216-BS	24D-0217-AS	24D-0217-BS
				Sample Date	6/10/2024	6/10/2024	6/10/2024	6/10/2024	6/10/2024	6/10/2024	6/10/2024
				Sample Type	FD	N	N	N	N	N	N
				Depth Interval	0 - 1 ft	0 - 1 ft	1 - 1.5 ft	0 - 1 ft	1 - 1.5 ft	0 - 1 ft	1 - 1.7 ft
Analyte	CAS Number	Units	Human Health PAL	Ecological PAL							
PCB-022	38444-85-8	ng/g	230	41	197 J	84.6 J	56.8 J	137 J	91.8 J	123 J	70.8 J
PCB-023/034	PCB-23/34	ng/g	230	41	4.89 J	2.51 J	2.1	3	3.16	2.66	2.03
PCB-024/027	PCB-24/27	ng/g	230	41	91.8 J	57.5 J	44.4 J	203 J	136 J	57.3 J	29.9
PCB-025	55712-37-3	ng/g	230	41	105 J	66 J	59.2 J	199 J	151 J	65.3 J	48.4 J
PCB-026	38444-81-4	ng/g	230	41	227 J	122 J	104 J	342 J	237 J	145 J	97.8 J
PCB-028	7012-37-5	ng/g	230	41	1560 J	624 J	392 J	1440 J	914 J	778 J	479 J
PCB-029	15862-07-4	ng/g	230	41	< 0.0563 U	< 0.0549 U	< 0.0579 U	1.06	0.747	0.793	< 0.0545 U
PCB-030	35693-92-6	ng/g	230	41	< 0.0561 U	< 0.0547 U	< 0.0577 U	0.915	0.636	< 0.0518 U	< 0.0543 U
PCB-031	16606-02-3	ng/g	230	41	232 J	223 J	212 J	599 J	464 J	255 J	144 J
PCB-035	37680-69-6	ng/g	230	41	7.47 J+	4.8 J+	1.75 J+	7.9 J+	7.74 J+	5.4 J+	3.91 J+
PCB-036	38444-87-0	ng/g	230	41	< 0.0417 U	< 0.0406 U	< 0.0428 U	< 0.0427 U	< 0.0429 U	< 0.0385 U	< 0.0403 U
PCB-037	38444-90-5	ng/g	230	41	335 J	131 J	73 J	190 J	128 J	159 J	125 J
PCB-038	53555-66-1	ng/g	230	41	< 0.0625 UJ	10.5 J	< 0.0642 U	< 0.064 U	< 0.0643 U	< 0.0577 U	< 0.0605 U
PCB-039	38444-88-1	ng/g	230	41	< 0.0403 UJ	1.49 J	< 0.0414 U	3.49	2.19	1.24	1.16
PCB-040	38444-93-8	ng/g	230	41	146 J	51.3 J	21.2	73.8 J	39.1	68.4 J	31.9
PCB-041/064	PCB-41/64	ng/g	230	41	616 J	219 J	108 J	368 J	199 J	277 J	154 J
PCB-042	36559-22-5	ng/g	230	41	451 J	157 J	83.7 J	329 J	172 J	235 J	127 J
PCB-043/049	PCB-43/49	ng/g	230	41	1410 J	485 J	269 J	1130 J	594 J	667 J	372 J
PCB-044	41464-39-5	ng/g	230	41	1010 J	341 J	163 J	591 J	318 J	465 J	241 J
PCB-045	70362-45-7	ng/g	230	41	156 J	62.3 J	28.3	114 J	62 J	74.8 J	32.6
PCB-046	41464-47-5	ng/g	230	41	56.7 J	23 J	11.2	43.1 J	22.6	33.8	16.8
PCB-047/048/075	PCB-47/48/75	ng/g	230	41	1040 J	376 J	206 J	894 J	481 J	468 J	263 J
PCB-050	62796-65-0	ng/g	230	41	7.9 J	3.48 J	2.11 J	12.1 J	6.68 J	4.03 J	2.26 J
PCB-051	68194-04-7	ng/g	230	41	128 J	52 J	29	125 J	65.6 J	66.8 J	39.2 J
PCB-052/073	PCB-52/73	ng/g	230	41	1380 J	455 J	227 J	873 J	465 J	576 J	314 J
PCB-053	41464-41-9	ng/g	230	41	247 J	104 J	54.2 J	225 J	119 J	129 J	71.1 J
PCB-054	15968-05-5	ng/g	230	41	11.3 J	5.18 J	2.89	26.5	14.2	4.55	2.23
PCB-055	74338-24-2	ng/g	230	41	14.2 J	4.28 J	1.63	2.92	1.87	5.33	2.39
PCB-056/060	PCB-56/60	ng/g	230	41	815 J	233 J	103 J	200 J	116 J	326 J	170 J
PCB-057	70424-67-8	ng/g	230	41	8.55 J	3.2 J	1.59	5.39	3.27	4.85	3.07
PCB-058	41464-49-7	ng/g	230	41	3.94 J	1.36 J	0.828	2.8	1.63	1.78	1.07
PCB-059	74472-33-6	ng/g	230	41	70.6 J	92.1 J	50 J	36.5 J	18.1 J	26.5 J	16 J
PCB-061/074	PCB-61/74	ng/g	230	41	681 J	211 J	114 J	270 J	161 J	321 J	168 J
PCB-062	54230-22-7	ng/g	230	41	< 0.0467 U	< 0.0455 U	< 0.048 U	< 0.0478 U	< 0.048 U	< 0.0431 U	< 0.0452 U
PCB-063	74472-34-7	ng/g	230	41	67.9 J	23 J	13.4	41 J	24	32.9	19.8
PCB-065	33284-54-7	ng/g	230	41	< 0.0652 U	< 0.0636 U	< 0.067 U	< 0.0667 U	< 0.0671 U	< 0.0602 U	< 0.0631 U
PCB-066/080	PCB-66/80	ng/g	230	41	1380 J	414 J	212 J	500 J	277 J	608 J	326 J
PCB-067	73575-53-8	ng/g	230	41	47.2 J	15.5 J	8.22 J	20.7 J	12.6 J	22.3 J	12.7 J
PCB-068	73575-52-7	ng/g	230	41	5.87 J	< 0.0673 UJ	< 0.071 U	7.39	5.36	< 0.0638 U	< 0.0668 U
PCB-069	60233-24-1	ng/g	230	41	3.6 J	1.55 J	< 0.0531 U	4.39	2.53	1.85	1.23
PCB-070	32598-11-1	ng/g	230	41	1070 J	349 J	158 J	412 J	232 J	562 J	298 J
PCB-071	41464-46-4	ng/g	230	41	401 J	138 J	67.3 J	184 J	105 J	188 J	116 J
PCB-072	41464-42-0	ng/g	230	41	12.5	5.41	3.73	13.7	8.14	6.65	4.49
PCB-076	70362-48-0	ng/g	230	41	< 0.0764 U	< 0.0745 U	< 0.0785 U	< 0.0782 U	< 0.0786 U	< 0.0705 U	< 0.0739 U
PCB-077	32598-13-3	ng/g	38	41	133 J	48.7 J	28.6 J+	49.9 J	31.9 J+	75 J	43.2 J
PCB-078	70362-49-1	ng/g	230	41	2.54 J	< 0.0775 UJ	< 0.0817 U	< 0.0814 U	< 0.0818 U	< 0.0734 U	< 0.0769 U

Table 13
Depositional Area Soil Analytical Results
Phase 2 Data Evaluation Summary Memorandum
Lower Neponset River
Boston and Milton, Massachusetts

					Location	24D-0215	24D-0215	24D-0215	24D-0216	24D-0216	24D-0217	24D-0217
					Sample Name	24D-0215-AD	24D-0215-AS	24D-0215-BS	24D-0216-AS	24D-0216-BS	24D-0217-AS	24D-0217-BS
					Sample Date	6/10/2024	6/10/2024	6/10/2024	6/10/2024	6/10/2024	6/10/2024	6/10/2024
					Sample Type	FD	N	N	N	N	N	N
					Depth Interval	0 - 1 ft	0 - 1 ft	1 - 1.5 ft	0 - 1 ft	1 - 1.5 ft	0 - 1 ft	1 - 1.7 ft
Analyte	CAS Number	Units	Human Health PAL	Ecological PAL								
PCB-079	41464-48-6	ng/g	230	41	< 0.0446 U	< 0.0435 U	< 0.0458 U	0.362	< 0.0458 U	< 0.0411 U	< 0.0431 U
PCB-081	70362-50-4	ng/g	12	41	15.2 J	3.91 J	2.04 J	3.01 J	1.74 J	5.55 J	3.35 J
PCB-082	52663-62-4	ng/g	230	41	99.8 J	30.3 J	13.6 J	24.8 J	14.6 J	44.4 J	18.1 J
PCB-083/109	PCB-83/109	ng/g	230	41	40 J	12.4 J	6.88	16	9.11	20.1	9.35
PCB-084	52663-60-2	ng/g	230	41	183 J	55.5 J	26 J	77.5 J	38.3 J	79.5 J	40.1 J
PCB-085/120	PCB-85/120	ng/g	230	41	189 J	56.9 J	28.7 J	50.6 J	31.5 J	83.7 J	38.1 J
PCB-086/097	PCB-86/97	ng/g	230	41	235 J	65.7 J	36.2 J	66.4 J	42.3 J	109 J	50.2 J
PCB-087/115/116	PCB-87/115/116	ng/g	230	41	337 J	92.6 J	44 J	85.6 J	51.5 J	139 J	56.4 J
PCB-088/121	PCB-88/121	ng/g	230	41	4.64 J	1.22 J	< 0.158 U	1.18	0.64	1.61	0.624
PCB-089/090/101	PCB-89/90/101	ng/g	230	41	606 J	166 J	90.3 J	198 J	114 J	265 J	124 J
PCB-091	68194-05-8	ng/g	230	41	160 J	49.8 J	28.7 J	85.2 J	43.7 J	71.3 J	38.5 J
PCB-092	52663-61-3	ng/g	230	41	99.3 J	29.7 J	17.2 J	46 J	25.6 J	45.6 J	22.5 J
PCB-093/095	PCB-93/95	ng/g	230	41	463 J	139 J	67.3 J	198 J	98.1 J	187 J	98.4 J
PCB-094	73575-55-0	ng/g	230	41	9.6 J	3.22 J	1.74	4.93	2.56	4.28	2.66
PCB-096	73575-54-9	ng/g	230	41	15.6 J	5.05 J	2.34	9.08	4.25	6.6	3.69
PCB-098/102	PCB-98/102	ng/g	230	41	56.8 J	17.2 J	9.14 J	24.3 J	12.3 J	25.1 J	14.2 J
PCB-099	38380-01-7	ng/g	230	41	392 J	110 J	64.3 J	141 J	84.6 J	189 J	86.6 J
PCB-100	39485-83-1	ng/g	230	41	5.71 J	2.03 J	1.58 J	5.67 J	2.95 J	2.86 J	1.83 J
PCB-103	60145-21-3	ng/g	230	41	7.78 J	2.69 J	2.05	6.64	3.29	3.98	2.47
PCB-104	56558-16-8	ng/g	230	41	< 0.0436 U	< 0.0425 U	< 0.0448 U	0.404	< 0.0448 U	< 0.0403 U	< 0.0422 U
PCB-105/127	PCB-105/127	ng/g	120	41	244 J	87.6 J	46.2 J	62.9 J	44.5 J	188 J	68.9 J
PCB-106/118	PCB-106/118	ng/g	120	41	464 J	160 J	105 J	163 J	130 J	349 J	138 J
PCB-107/108	PCB-107/108	ng/g	230	41	39.9 J	14.3 J	9.85 J	17.1 J	12.9 J	29.8 J	11.9 J
PCB-110	38380-03-9	ng/g	230	41	636 J	201 J	125 J	274 J	153 J	346 J	165 J
PCB-111/117	PCB-111/117	ng/g	230	41	< 0.278 U	< 0.271 U	< 0.285 U	< 0.284 U	< 0.286 U	< 0.256 U	< 0.269 U
PCB-112	74472-36-9	ng/g	230	41	2.96 J	1.07 J	0.869	1.52	0.81	1.73	0.96
PCB-113	68194-10-5	ng/g	230	41	< 0.0465 UJ	0.948 J	< 0.0478 U	1.54	< 0.0478 U	1.16	< 0.045 U
PCB-114	74472-37-0	ng/g	120	41	18 J	6.01 J	3.8 J	5.36 J	3.71 J	14.9 J	5.32 J
PCB-119	56558-17-9	ng/g	230	41	19.9 J	6.33 J	4.94 J	13.2 J	7.49 J	11.2 J	5.76 J
PCB-122	76842-07-4	ng/g	230	41	10.1 J	2.63 J	1.49 J	2.04 J	1.75 J	6.41 J	2.57 J
PCB-123	65510-44-3	ng/g	120	41	16.1 J	5.26 J	3.26 J	4.36 J	3.61 J	10.7 J	4.35 J
PCB-124	70424-70-3	ng/g	230	41	20.1 J	5.78 J	3.18 J	4.39 J	3.5 J	12.4 J	4.73 J
PCB-125	74472-39-2	ng/g	230	41	4.12 J	1.3 J	1.11	0.922	< 0.0437 U	3.13	1.03
PCB-126	57465-28-8	ng/g	0.036	41	< 0.0498 U	< 0.0485 U	< 0.0511 U	0.889 J+	0.94 J+	2.26 J+	1.11 J+
PCB-128	38380-07-3	ng/g	230	41	22.2 J	13 J	7.24 J	10.4 J	9.85 J	25.6 J	8.6 J
PCB-129	55215-18-4	ng/g	230	41	7.66 J	3.87 J	1.99 J	2.65 J	2.33 J	7.4 J	2.42 J
PCB-130	52663-66-8	ng/g	230	41	8.55 J	4.61 J	2.76 J	4.61 J	4.07 J	8.13 J	2.75 J
PCB-131/142	PCB-131/142	ng/g	230	41	2.55 J	1.1 J	0.674 J	0.825 J	0.649 J	1.92 J	0.685 J
PCB-132/168	PCB-132/168	ng/g	230	41	48.5 J	20.6 J	12.9 J	21.2 J	16.3 J	36.3 J	13.9 J
PCB-133	35694-04-3	ng/g	230	41	1.92 J	1.22 J	0.719 J	1.36 J	1.13 J	1.61 J	0.72 J
PCB-134	52704-70-8	ng/g	230	41	8.48 J	3.27 J	2.14 J	3.82 J	2.83 J	5.83 J	2.44 J
PCB-135/144	PCB-135/144	ng/g	230	41	24.5 J	8.81 J	5.78 J	10.5 J	7.43 J	15 J	6.38 J
PCB-136	38411-22-2	ng/g	230	41	21.7 J	6.95 J	4.3 J	9.2 J	5.49 J	10.9 J	5.22 J
PCB-137	35694-06-5	ng/g	230	41	9.98 J	5.14 J	2.69 J	3.81 J	3.72 J	9.43 J	3.13 J
PCB-138/163/164	PCB-138/163/164	ng/g	230	41	134 J	67.6 J	41 J	61.8 J	55.6 J	130 J	47.1 J
PCB-139/149	PCB-139/149	ng/g	230	41	102 J	39.4 J	25.5 J	46 J	33.9 J	68.9 J	29.3 J

Table 13
Depositional Area Soil Analytical Results
Phase 2 Data Evaluation Summary Memorandum
Lower Neponset River
Boston and Milton, Massachusetts

				Location	24D-0215	24D-0215	24D-0215	24D-0216	24D-0216	24D-0217	24D-0217
				Sample Name	24D-0215-AD	24D-0215-AS	24D-0215-BS	24D-0216-AS	24D-0216-BS	24D-0217-AS	24D-0217-BS
				Sample Date	6/10/2024	6/10/2024	6/10/2024	6/10/2024	6/10/2024	6/10/2024	6/10/2024
				Sample Type	FD	N	N	N	N	N	N
				Depth Interval	0 - 1 ft	0 - 1 ft	1 - 1.5 ft	0 - 1 ft	1 - 1.5 ft	0 - 1 ft	1 - 1.7 ft
Analyte	CAS Number	Units	Human Health PAL	Ecological PAL							
PCB-140	59291-64-4	ng/g	230	41	0.853 J	< 0.0602 UJ	< 0.0634 U	< 0.0632 U	< 0.0635 U	0.666	< 0.0597 U
PCB-141	52712-04-6	ng/g	230	41	25.6 J	11.1 J	6.2 J	8.23 J	7.62 J	21.6 J	7.24 J
PCB-143	68194-15-0	ng/g	230	41	1.12 J	0.466 J	< 0.0638 U	0.437	0.344	0.753	0.245
PCB-145	74472-40-5	ng/g	230	41	0.235	< 0.0756 U	< 0.0797 U	< 0.0794 U	< 0.0798 U	< 0.0716 U	< 0.075 U
PCB-146	51908-16-8	ng/g	230	41	14.2 J	6.81 J	4.84 J	8.28 J	7.09 J	12.2 J	4.94 J
PCB-147	68194-13-8	ng/g	230	41	4.59 J	1.93 J	1.65 J	3.67 J	2.6 J	3.71 J	1.73 J
PCB-148	74472-41-6	ng/g	230	41	0.271	< 0.0653 U	< 0.0688 U	0.279	< 0.0689 U	< 0.0618 U	< 0.0648 U
PCB-150	68194-08-1	ng/g	230	41	0.268	< 0.0749 U	< 0.0789 U	0.345	0.208	0.251	0.166 J
PCB-151	52663-63-5	ng/g	230	41	27.9 J	9.93 J	6.49 J	12.8 J	9.06 J	16.7 J	7.07 J
PCB-152	68194-09-2	ng/g	230	41	0.636 J	< 0.0828 UJ	< 0.0872 U	0.485	0.297	0.352	0.226
PCB-153	35065-27-1	ng/g	230	41	90.8 J	43 J	26.8 J	41.4 J	36.9 J	78.3 J	30 J
PCB-154	60145-22-4	ng/g	230	41	2.02 J	0.881 J	0.785 J	1.97 J	1.32 J	1.61 J	0.888 J
PCB-155	33979-03-2	ng/g	230	41	< 0.0413 U	< 0.0403 U	< 0.0424 U	< 0.0423 U	< 0.0425 U	< 0.0381 U	< 0.0399 U
PCB-156	38380-08-4	ng/g	120	41	10.9 J	9.27 J	4.35 J	5.83 J	6.08 J	18.7 J	5.43 J
PCB-157	69782-90-7	ng/g	120	41	2.82 J	2.52 J	1.18 J	1.49 J	1.89 J	4.72 J	1.49 J
PCB-158/160	PCB-158/160	ng/g	230	41	14.5 J	7.58 J	4.17 J	5.83 J	5.11 J	14.5 J	4.9 J
PCB-159	39635-35-3	ng/g	230	41	< 0.0681 U	< 0.0664 U	< 0.07 U	0.403	0.422	0.745	0.342
PCB-161	74472-43-8	ng/g	230	41	< 0.0642 U	< 0.0626 U	< 0.066 U	< 0.0658 U	< 0.0661 U	< 0.0593 U	< 0.0622 U
PCB-162	39635-34-2	ng/g	230	41	< 0.0658 U	< 0.0641 U	< 0.0676 U	0.396	0.302	0.869	0.302
PCB-165	74472-46-1	ng/g	230	41	< 0.092 U	< 0.0897 U	< 0.0946 U	< 0.0942 U	< 0.0947 U	< 0.085 U	< 0.089 U
PCB-166	41411-63-6	ng/g	230	41	< 0.0824 U	< 0.0803 U	< 0.0846 U	0.338	0.379	0.823	0.275
PCB-167	52663-72-6	ng/g	120	41	4.58 J	3.04 J	1.33 J	2.1 J	2.25 J	6.01 J	2.01 J
PCB-169	32774-16-6	ng/g	0.12	41	< 0.0498 U	< 0.0485 U	< 0.0511 U	< 0.0509 U	< 0.0512 U	< 0.046 U	< 0.0482 U
PCB-170/190	PCB-170/190	ng/g	230	41	20.1 J	16.5 J	10.4 J	10.3 J	13 J	29 J	10.3 J
PCB-171	52663-71-5	ng/g	230	41	5.27 J	3.72 J	2.16 J	2.68 J	3.07 J	6.13 J	2.25 J
PCB-172/192	PCB-172/192	ng/g	230	41	2.45 J	1.87 J	< 0.147 UJ	1.36 J	1.62 J	3.19 J	1.2 J
PCB-173	68194-16-1	ng/g	230	41	0.593 J	< 0.0848 UJ	< 0.0894 U	< 0.0891 U	< 0.0895 U	0.564	< 0.0842 U
PCB-174	38411-25-5	ng/g	230	41	19.4 J	12 J	7.77 J	8.9 J	10.3 J	21.5 J	7.52 J
PCB-175	40186-70-7	ng/g	230	41	0.729 J	0.428 J	< 0.0638 U	0.4	0.417	0.738	0.305
PCB-176	52663-65-7	ng/g	230	41	2.65 J	1.29 J	0.885 J	1.13 J	1.23 J	2.22 J	0.844 J
PCB-177	52663-70-4	ng/g	230	41	10.9 J	7.11 J	4.64 J	5.69 J	6.35 J	11.9 J	4.38 J
PCB-178	52663-67-9	ng/g	230	41	4.07 J	2.26 J	1.46 J	2.24 J	2.27 J	3.84 J	1.48 J
PCB-179	52663-64-6	ng/g	230	41	8.51 J	3.85 J	2.89 J	3.93 J	4.04 J	6.87 J	2.72 J
PCB-180	35065-29-3	ng/g	230	41	38 J	28.3 J	18.1 J	18.3 J	23.3 J	48.7 J	17.5 J
PCB-181	74472-47-2	ng/g	230	41	< 0.0914 U	< 0.0892 U	< 0.094 U	< 0.0936 U	< 0.0941 U	< 0.0844 U	< 0.0885 U
PCB-182/187	PCB-182/187	ng/g	230	41	21.6 J	12.8 J	8.65 J	11.3 J	12.3 J	22 J	8.59 J
PCB-183	52663-69-1	ng/g	230	41	9.79 J	6.13 J	3.8 J	4.65 J	5.18 J	10 J	3.72 J
PCB-184	74472-48-3	ng/g	230	41	< 0.048 U	< 0.0468 U	< 0.0494 U	< 0.0492 U	< 0.0494 U	< 0.0444 U	< 0.0465 U
PCB-185	52712-05-7	ng/g	230	41	2.37 J	1.54 J	1.01 J	1.05 J	1.17 J	2.47 J	0.924 J
PCB-186	74472-49-4	ng/g	230	41	< 0.0721 U	< 0.0704 U	< 0.0741 U	< 0.0739 U	< 0.0742 U	< 0.0666 U	< 0.0698 U
PCB-188	74487-85-7	ng/g	230	41	< 0.0525 U	< 0.0512 U	< 0.0539 U	< 0.0537 U	< 0.054 U	< 0.0484 U	< 0.0508 U
PCB-189	39635-31-9	ng/g	130	41	0.759	0.727	0.518	0.408	0.516	1.19	0.399
PCB-191	74472-50-7	ng/g	230	41	0.811	0.516	0.37	0.349	0.397	0.895	0.301
PCB-193	69782-91-8	ng/g	230	41	1.79 J	1.22 J	0.914 J	0.84 J	1.11 J	2.16 J	0.815 J
PCB-194	35694-08-7	ng/g	230	41	12.5 J	10.1 J	9.79 J	13.2 J	9.83 J	46.4 J	8.05 J
PCB-195	52663-78-2	ng/g	230	41	3.55 J	2.98 J	2.36 J	2.43 J	2.9 J	5.51 J	2.09 J

Table 13
Depositional Area Soil Analytical Results
Phase 2 Data Evaluation Summary Memorandum
Lower Neponset River
Boston and Milton, Massachusetts

					Location	24D-0215	24D-0215	24D-0215	24D-0216	24D-0216	24D-0217	24D-0217
					Sample Name	24D-0215-AD	24D-0215-AS	24D-0215-BS	24D-0216-AS	24D-0216-BS	24D-0217-AS	24D-0217-BS
					Sample Date	6/10/2024	6/10/2024	6/10/2024	6/10/2024	6/10/2024	6/10/2024	6/10/2024
					Sample Type	FD	N	N	N	N	N	N
					Depth Interval	0 - 1 ft	0 - 1 ft	1 - 1.5 ft	0 - 1 ft	1 - 1.5 ft	0 - 1 ft	1 - 1.7 ft
Analyte	CAS Number	Units	Human Health PAL	Ecological PAL								
PCB-196/203	PCB-196/203	ng/g	230	41		11.4 J	8.52 J	7.09 J	5.72 J	8.05 J	15.2 J	6.15 J
PCB-197	33091-17-7	ng/g	230	41		< 0.0575 U	< 0.0561 U	< 0.0591 U	< 0.0588 U	< 0.0591 U	0.404	< 0.0556 U
PCB-198	68194-17-2	ng/g	230	41		0.792 J	< 0.0952 UJ	< 0.1 U	< 0.0999 U	0.464	0.577	< 0.0944 U
PCB-199	52663-75-9	ng/g	230	41		9.06 J	6.72 J	5.54 J	4.67 J	6.79 J	12.3 J	4.87 J
PCB-200	52663-73-7	ng/g	230	41		1.21 J	1.09 J	0.953 J	0.566 J	0.747 J	1.55 J	0.561 J
PCB-201	40186-71-8	ng/g	230	41		1.24 J	0.774 J	0.588 J	0.547 J	0.746 J	1.4 J	0.517 J
PCB-202	2136-99-4	ng/g	230	41		1.76 J	1.03 J	0.942 J	1.07 J	1.09 J	1.78 J	0.901 J
PCB-204	74472-52-9	ng/g	230	41		< 0.0966 U	< 0.0942 U	< 0.0993 U	< 0.0989 U	< 0.0994 U	< 0.0892 U	< 0.0935 U
PCB-205	74472-53-0	ng/g	230	41		0.658 J	< 0.0521 UJ	< 0.0549 U	< 0.0547 U	< 0.055 U	0.886	< 0.0517 U
PCB-206	40186-72-9	ng/g	230	41		3.66 J	3.25 J	3.14 J	1.84 J	2.68 J	4.82 J	2.13 J
PCB-207	52663-79-3	ng/g	230	41		0.403 J	< 0.066 UJ	< 0.0696 UJ	< 0.0693 UJ	0.3 J	0.483 J	< 0.0655 UJ
PCB-208	52663-77-1	ng/g	230	41		0.816 J	0.795 J	0.665 J	0.448 J	0.68 J	0.99 J	0.506 J
PCB-209	2051-24-3	ng/g	230	41		0.853	1.17	0.556	0.507	0.784	0.577	0.494
Total Decachlorobiphenyls	RA_Total_DECPCB	ng/g	230	41		0.853	1.17	0.556	0.507	0.784	0.577	0.494
Total Dichlorobiphenyls	RA_Total_DIPCB	ng/g	230	41		556.11	562.98	754.94	1867.6	2213.3	463.96	388.98
Total Heptachlorobiphenyls	RA_Total_HEPPCB	ng/g	230	41		149.792	100.261	63.567	73.527	86.27	173.367	63.248
Total Hexachlorobiphenyls	RA_Total_HEXPCB	ng/g	230	41		593.333	272.097	165.488	270.458	225.171	503.529	189.899
Total Monochlorobiphenyls	RA_Total_MONPCB	ng/g	230	41		12.22	16.41	38.44	67.3	476.78	8.57	10.93
Total Nonachlorobiphenyls	RA_Total_NONPCB	ng/g	230	41		4.879	4.045	3.805	2.288	3.66	6.293	2.636
Total Octachlorobiphenyls	RA_Total_OCTPCB	ng/g	230	41		42.17	31.214	27.263	28.203	30.617	86.007	23.139
Total Pentachlorobiphenyls	RA_Total_PENPCB	ng/g	230	41		4379.41	1331.54	744.729	1592.52	941.51	2254.72	1017.35
Total Tetrachlorobiphenyls	RA_Total_TETPCB	ng/g	230	41		11392	3878.27	1969.94	6558.56	3560.32	5257.09	2852.39
Total Trichlorobiphenyls	RA_Total_TRICPB	ng/g	230	41		3753.16	2015.8	1521.35	4886.36	3556.37	2392.19	1370.5
Total PCB Congeners	RA_Tot_PCB_Cong	ng/g	120	41		20883.9	8213.79	5290.08	15347.3	11094.8	11146.3	5919.57
Total PCB TEQ (Bird)	RA-TEQ-B-PCB	ng/g				8.20242639	2.83823027	1.64065408	2.89415668	1.86998176	4.557301	2.61556159
Total PCB TEQ (Fish)	RA-TEQ-F-PCB	ng/g				0.024705795	0.008197135	0.00470819	0.01216724	0.00972278	0.0245411	0.012674495
Total PCB TEQ (Mammal)	RA-TEQ-M-PCB	ng/g				0.04069477	0.01427581	0.00844114	0.10215644	0.10348868	0.2529616	0.12310197
TAL Metals and Mercury												
Aluminum	7429-90-5	mg/kg	7700			3700	4900	7100	5700	6200	4900	4900
Calcium	7440-70-2	mg/kg				1500	1700	5900	2400	5000	1400	1800
Iron	7439-89-6	mg/kg	5500			12000	17000	17000	21000	14000	13000	12000
Magnesium	7439-95-4	mg/kg				1800	2500	4500	3800	5800	2400	3200
Potassium	7440-09-7	mg/kg				120 J	230 J	690	670	98 J	170 J	150 J
Sodium	7440-23-5	mg/kg				120 J	150 J	120 J	160 J	110 J	110 J	110 J
Antimony	7440-36-0	mg/kg	3.1	0.27		2.4 J	< 0.80 U	< 1.1 UJ	< 0.90 UJ	< 0.82 UJ	< 0.90 UJ	< 0.96 UJ
Arsenic	7440-38-2	mg/kg	0.68	18		0.93 J	1.2	1.6 J	1.3 J	1.0 J	1.8 J	1.6 J
Barium	7440-39-3	mg/kg	1500	110		22	28	30	21	16	19	17
Beryllium	7440-41-7	mg/kg	16	2.5		< 0.49 U	< 0.40 U	< 0.54 U	< 0.45 U	< 0.41 U	< 0.45 U	< 0.48 U
Cadmium	7440-43-9	mg/kg	0.71	0.36		< 0.49 UJ	< 0.40 UJ	< 0.54 UJ	< 0.45 UJ	< 0.41 UJ	< 0.45 UJ	< 0.48 UJ
Chromium, Total	7440-47-3	mg/kg	0.95	23		5.7 JEB	7.3 EB	15 JEB	14 JEB	6.2 JEB	13 JEB	4.3 JEB
Cobalt	7440-48-4	mg/kg	2.3	13		2.9	2.8	4.4	3.0	1.7	3.1	3.3
Copper	7440-50-8	mg/kg	310	28		42 J	27	80 J	150 J	67 J	84 J	61 J
Lead	7439-92-1	mg/kg	200	11		56	36	42	57	29	73	50
Manganese	7439-96-5	mg/kg	180	220		320 JEB	290 EB	580 JEB	230 JEB	120 JEB	230 JEB	270 JEB
Nickel	7440-02-0	mg/kg	140	38		3.7 J-	4.1	5.3	7.7	3.3	6.2	4.9
Selenium	7782-49-2	mg/kg	39	0.52		< 2.5 UJ	< 2.0 U	< 2.7 UJ	< 2.3 UJ	< 2.1 UJ	< 2.3 UJ	< 2.4 UJ

Table 13
Depositional Area Soil Analytical Results
Phase 2 Data Evaluation Summary Memorandum
Lower Neponset River
Boston and Milton, Massachusetts

				Location	24D-0215	24D-0215	24D-0215	24D-0216	24D-0216	24D-0217	24D-0217
				Sample Name	24D-0215-AD	24D-0215-AS	24D-0215-BS	24D-0216-AS	24D-0216-BS	24D-0217-AS	24D-0217-BS
				Sample Date	6/10/2024	6/10/2024	6/10/2024	6/10/2024	6/10/2024	6/10/2024	6/10/2024
				Sample Type	FD	N	N	N	N	N	N
				Depth Interval	0 - 1 ft	0 - 1 ft	1 - 1.5 ft	0 - 1 ft	1 - 1.5 ft	0 - 1 ft	1 - 1.7 ft
Analyte	CAS Number	Units	Human Health PAL	Ecological PAL							
Silver	7440-22-4	mg/kg	39	4.2	0.094 J	0.080 J	< 0.54 U	0.050 J	0.074 J	0.059 J	< 0.48 U
Thallium	7440-28-0	mg/kg	0.078	0.05	< 0.49 U	0.060 J	< 0.54 U	< 0.45 U	0.029 J	< 0.45 U	< 0.48 U
Vanadium	7440-62-2	mg/kg	39	7.8	9.4 J	5.3 J	6.8	6.7	5.0	8.2	5.9
Zinc	7440-66-6	mg/kg	2300	46	64 JEB	50 EB	110 JEB	61 JEB	38 JEB	120 JEB	74 JEB
Mercury	7439-97-6	mg/kg	2.3	0.013	0.25 J	8.2 J	< 0.10 U	< 0.11 U	< 0.12 U	< 0.11 U	< 0.12 U
TCL VOCs											
1,1,1-Trichloroethane (TCA)	71-55-6	ug/kg	810000	40	< 5.6 U	< 5.0 U	< 5.2 U	< 5.8 U	-	< 6.8 U	< 5.2 U
1,1,2,2-TETRACHLOROETHANE	79-34-5	ug/kg	600	127	< 5.6 U	< 5.0 U	< 5.2 U	< 5.8 U	-	< 6.8 U	< 5.2 U
1,1,2-TRICHLORO-1,2,2-TRIFLUOROETHANE	76-13-1	ug/kg	670000		< 5.6 U	< 5.0 U	< 5.2 U	< 5.8 U	-	< 6.8 U	< 5.2 U
1,1,2-Trichloroethane	79-00-5	ug/kg	150	320	< 5.6 U	< 5.0 U	< 5.2 U	< 5.8 U	-	< 6.8 U	< 5.2 U
1,1-Dichloroethane	75-34-3	ug/kg	3600	140	< 5.6 U	< 5.0 U	< 5.2 U	< 5.8 U	-	< 6.8 U	< 5.2 U
1,1-Dichloroethene	75-35-4	ug/kg	480	40	< 5.6 U	< 5.0 U	< 5.2 U	< 5.8 U	-	< 6.8 U	< 5.2 U
1,2,3-Trichlorobenzene	87-61-6	ug/kg	6300	20000	< 5.6 U	< 5.0 UJ	< 5.2 UJ	< 5.8 U	-	< 6.8 U	< 5.2 U
1,2,3-TRICHLOROPROPANE	96-18-4	ug/kg	5.1		< 5.6 U	< 5.0 U	< 5.2 U	< 5.8 U	-	< 6.8 U	< 5.2 U
1,2,4-TRICHLOROBENZENE	120-82-1	ug/kg	5800	270	< 5.6 U	< 5.0 UJ	< 5.2 UJ	< 5.8 U	-	< 6.8 U	< 5.2 U
1,2,4-Trimethylbenzene	95-63-6	ug/kg	30000	90	< 5.6 U	< 5.0 U	< 5.2 U	< 5.8 U	-	< 6.8 U	< 5.2 U
1,2-Dibromo-3-Chloropropane	96-12-8	ug/kg	5.3		< 5.6 U	< 5.0 U	< 5.2 U	< 5.8 U	-	< 6.8 U	< 5.2 U
1,2-Dibromoethane (Ethylene Dibromide)	106-93-4	ug/kg	36		< 5.6 U	< 5.0 U	< 5.2 U	< 5.8 U	-	< 6.8 U	< 5.2 U
1,2-Dichlorobenzene	95-50-1	ug/kg	180000	90	< 5.6 U	< 5.0 UJ	< 5.2 UJ	< 5.8 U	-	< 6.8 U	< 5.2 U
1,2-Dichloroethane	107-06-2	ug/kg	460	400	< 5.6 U	< 5.0 U	< 5.2 U	< 5.8 U	-	< 6.8 U	< 5.2 U
1,2-DICHLOROPROPANE	78-87-5	ug/kg	1600	280	< 5.6 U	< 5.0 U	< 5.2 U	< 5.8 U	-	< 6.8 U	< 5.2 U
1,3,5-Trimethylbenzene (Mesitylene)	108-67-8	ug/kg	27000	160	< 5.6 U	< 5.0 U	< 5.2 U	< 5.8 U	-	< 6.8 U	< 5.2 U
1,3-DICHLOROBENZENE	541-73-1	ug/kg	2600	80	< 5.6 U	< 5.0 UJ	< 5.2 UJ	< 5.8 U	-	< 6.8 U	< 5.2 U
1,4-DICHLOROBENZENE	106-46-7	ug/kg	2600	880	< 5.6 U	< 5.0 UJ	< 5.2 UJ	< 5.8 U	-	< 6.8 U	< 5.2 U
2-HEXANONE	591-78-6	ug/kg	20000	360	< 11 U	< 10 U	< 10 U	< 12 U	-	< 14 U	< 10 U
ACETONE	67-64-1	ug/kg	7000000	1200	< 11 U	< 10 U	< 10 U	< 12 U	-	< 14 U	< 10 U
Benzene	71-43-2	ug/kg	1200	120	< 5.6 U	< 5.0 U	< 5.2 U	< 5.8 U	-	< 6.8 U	< 5.2 U
BROMOCHLOROMETHANE	74-97-5	ug/kg	15000		< 5.6 U	< 5.0 U	< 5.2 U	< 5.8 U	-	< 6.8 U	< 5.2 U
BROMODICHLOROMETHANE	75-27-4	ug/kg	290		< 5.6 U	< 5.0 U	< 5.2 U	< 5.8 U	-	< 6.8 U	< 5.2 U
BROMOFORM	75-25-2	ug/kg	19000	70	< 5.6 U	< 5.0 U	< 5.2 U	< 5.8 U	-	< 6.8 U	< 5.2 U
BROMOMETHANE	74-83-9	ug/kg	680	2	< 5.6 U	< 5.0 U	< 5.2 U	< 5.8 U	-	< 6.8 U	< 5.2 U
CARBON DISULFIDE	75-15-0	ug/kg	77000	5	< 5.6 U	< 5.0 U	< 5.2 U	< 5.8 U	-	< 6.8 U	< 5.2 U
CARBON TETRACHLORIDE	56-23-5	ug/kg	650	50	< 5.6 U	< 5.0 U	< 5.2 U	< 5.8 U	-	< 6.8 U	< 5.2 U
Chlorobenzene	108-90-7	ug/kg	28000	2400	< 5.6 U	< 5.0 UJ	< 5.2 UJ	< 5.8 U	-	< 6.8 U	< 5.2 U
CHLOROETHANE	75-00-3	ug/kg	540000		< 5.6 U	< 5.0 U	< 5.2 U	< 5.8 U	-	< 6.8 U	< 5.2 U
Chloroform	67-66-3	ug/kg	320	50	< 5.6 U	< 5.0 U	1.6 J	< 5.8 U	-	< 6.8 U	< 5.2 U
CHLOROMETHANE	74-87-3	ug/kg	11000		< 5.6 U	< 5.0 U	< 5.2 U	< 5.8 U	-	< 6.8 U	< 5.2 U
CIS-1,2-DICHLOROETHYLENE	156-59-2	ug/kg	6300	40	< 5.6 U	< 5.0 U	< 5.2 U	< 5.8 U	-	< 6.8 U	< 5.2 U
cis-1,3-Dichloropropene	10061-01-5	ug/kg	1800		< 5.6 U	< 5.0 U	< 5.2 U	< 5.8 U	-	< 6.8 U	< 5.2 U
Cyclohexane	110-82-7	ug/kg	650000		< 5.6 U	< 5.0 U	< 5.2 U	< 5.8 U	-	< 6.8 U	< 5.2 U
DIBROMOCHLOROMETHANE	124-48-1	ug/kg	8300		< 5.6 U	< 5.0 U	< 5.2 U	< 5.8 U	-	< 6.8 U	< 5.2 U
Dichlorodifluoromethane	75-71-8	ug/kg	8700		< 5.6 U	< 5.0 U	< 5.2 U	< 5.8 U	-	< 6.8 U	< 5.2 U
Ethylbenzene	100-41-4	ug/kg	5800	270	< 5.6 U	< 5.0 U	< 5.2 U	< 5.8 U	-	< 6.8 U	< 5.2 U
Isopropylbenzene (Cumene)	98-82-8	ug/kg	190000	40	< 5.6 U	< 5.0 U	< 5.2 U	< 5.8 U	-	< 6.8 U	< 5.2 U
m,p-Xylene	179601-23-1	ug/kg	55000		< 5.6 U	< 5.0 U	< 5.2 U	< 5.8 U	-	< 6.8 U	< 5.2 U
METHYL ACETATE	79-20-9	ug/kg	7800000		< 5.6 U	< 5.0 U	< 5.2 U	< 5.8 U	-	< 6.8 U	< 5.2 U

Table 13
Depositional Area Soil Analytical Results
Phase 2 Data Evaluation Summary Memorandum
Lower Neponset River
Boston and Milton, Massachusetts

					Location	24D-0215	24D-0215	24D-0215	24D-0216	24D-0216	24D-0217	24D-0217
					Sample Name	24D-0215-AD	24D-0215-AS	24D-0215-BS	24D-0216-AS	24D-0216-BS	24D-0217-AS	24D-0217-BS
					Sample Date	6/10/2024	6/10/2024	6/10/2024	6/10/2024	6/10/2024	6/10/2024	6/10/2024
					Sample Type	FD	N	N	N	N	N	N
					Depth Interval	0 - 1 ft	0 - 1 ft	1 - 1.5 ft	0 - 1 ft	1 - 1.5 ft	0 - 1 ft	1 - 1.7 ft
Analyte	CAS Number	Units	Human Health PAL	Ecological PAL								
Methyl Ethyl Ketone (2-Butanone)	78-93-3	ug/kg	2700000	1000	< 11 U	< 10 U	< 10 U	< 12 U	-	< 14 U	< 10 U
METHYL ISOBUTYL KETONE (4-METHYL-2-PENTANONE)	108-10-1	ug/kg	3300000		< 11 U	< 10 U	< 10 U	< 12 U	-	< 14 U	< 10 U
Methylcyclohexane	108-87-2	ug/kg	9800		< 5.6 U	< 5.0 U	< 5.2 U	< 5.8 U	-	< 6.8 U	< 5.2 U
Methylene Chloride	75-09-2	ug/kg	35000	210	15	< 9.5 U	< 7.8 U	< 8.5 U	-	< 13 U	< 8.8 U
o-Xylene (1,2-Dimethylbenzene)	95-47-6	ug/kg	64000		< 5.6 U	< 5.0 U	< 5.2 U	< 5.8 U	-	< 6.8 U	< 5.2 U
Styrene	100-42-5	ug/kg	600000	1200	< 5.6 U	< 5.0 U	< 5.2 U	< 5.8 U	-	< 6.8 U	< 5.2 U
TERT-BUTYL METHYL ETHER	1634-04-4	ug/kg	47000		< 5.6 U	< 5.0 U	< 5.2 U	< 5.8 U	-	< 6.8 U	< 5.2 U
Tetrachloroethylene (PCE)	127-18-4	ug/kg	8100	60	< 5.6 U	< 5.0 U	< 5.2 U	< 5.8 U	-	< 6.8 U	< 5.2 U
Toluene	108-88-3	ug/kg	490000	150	< 5.6 U	< 5.0 U	2.8 J	< 5.8 U	-	< 6.8 U	< 5.2 U
Trans-1,2-Dichloroethylene	156-60-5	ug/kg	7000	40	< 5.6 U	< 5.0 U	< 5.2 U	< 5.8 U	-	< 6.8 U	< 5.2 U
Trans-1,3-Dichloropropene	10061-02-6	ug/kg	1800		< 5.6 U	< 5.0 U	< 5.2 U	< 5.8 U	-	< 6.8 U	< 5.2 U
Trichloroethylene (TCE)	79-01-6	ug/kg	410	60	< 5.6 U	< 5.0 U	< 5.2 U	< 5.8 U	-	< 6.8 U	< 5.2 U
Trichlorofluoromethane	75-69-4	ug/kg	2300000	16400	< 5.6 U	< 5.0 U	< 5.2 U	< 5.8 U	-	< 6.8 U	< 5.2 U
Vinyl Chloride	75-01-4	ug/kg	59	30	< 5.6 U	< 5.0 U	< 5.2 U	< 5.8 U	-	< 6.8 U	< 5.2 U
TCL SVOCs											
1,2,4,5-TETRACHLOROBENZENE	95-94-3	ug/kg	230	180	< 200 U	< 200 U	< 200 U	< 210 U	< 200 U	< 210 U	< 200 U
1,4-Dioxane (P-Dioxane)	123-91-1	ug/kg	5300		< 77 U	< 79 U	< 77 U	< 81 U	< 79 U	< 81 U	< 79 U
1-Methylnaphthalene	90-12-0	ug/kg	18	140	14 J	2.9 J	360	120 J	2000	73 J	12
2,3,4,6-TETRACHLOROPHENOL	58-90-2	ug/kg	190000	40	< 200 U	< 200 U	< 200 U	< 210 U	< 200 U	< 210 U	< 200 U
2,4,5-TRICHLOROPHENOL	95-95-4	ug/kg	630000	4000	< 200 U	< 200 U	< 200 U	< 210 U	< 200 U	< 210 U	< 200 U
2,4,6-TRICHLOROPHENOL	88-06-2	ug/kg	6300	9940	< 200 U	< 200 U	< 200 U	< 210 U	< 200 U	< 210 U	< 200 U
2,4-DICHLOROPHENOL	120-83-2	ug/kg	19000	50	< 200 U	< 200 U	< 200 U	< 210 U	< 200 U	< 210 U	< 200 U
2,4-DIMETHYLPHENOL	105-67-9	ug/kg	130000	40	< 200 U	< 200 UJ	< 200 UJ	< 210 UJ	120 J	< 210 UJ	< 200 U
2,4-DINITROPHENOL	51-28-5	ug/kg	13000	61	< 380 U	< 390 U	< 380 U	< 400 U	< 390 U	< 400 U	< 390 U
2,4-DINITROTOLUENE	121-14-2	ug/kg	1700	6000	< 200 U	< 200 U	< 200 U	< 210 U	< 200 U	< 210 U	< 200 U
2,6-DINITROTOLUENE	606-20-2	ug/kg	360	4000	< 200 U	< 200 U	< 200 U	< 210 U	< 200 U	< 210 U	< 200 U
2-CHLORONAPHTHALENE	91-58-7	ug/kg	480000		< 200 U	< 200 U	< 200 U	< 210 U	< 200 U	< 210 U	< 200 U
2-CHLOROPHENOL	95-57-8	ug/kg	39000	60	< 200 U	< 200 U	< 200 U	< 210 U	< 200 U	< 210 U	< 200 U
2-Methylnaphthalene	91-57-6	ug/kg	24000	29000	15 JEB	3.5 JEB	450	160 J	2900	99 J	17 EB
2-METHYLPHENOL (O-CRESOL)	95-48-7	ug/kg	320000	100	< 380 U	< 390 U	< 380 U	< 400 U	63 J	< 400 U	< 390 U
2-NITROANILINE	88-74-4	ug/kg	63000	20	< 200 U	< 200 U	< 200 U	< 210 U	< 200 U	< 210 U	< 200 U
2-NITROPHENOL	88-75-5	ug/kg	1900000		< 200 U	< 200 U	< 200 U	< 210 U	< 200 U	< 210 U	< 200 U
3,3'-DICHLOROBENZIDINE	91-94-1	ug/kg	1200	30	< 380 U	< 390 U	< 380 U	< 400 U	< 390 UJ	< 400 U	< 390 U
3-NITROANILINE	99-09-2	ug/kg	25000		< 380 U	< 390 U	< 380 U	< 400 U	< 390 U	< 400 U	< 390 U
4,6-DINITRO-2-METHYLPHENOL	534-52-1	ug/kg	510		< 380 U	< 390 U	< 380 U	< 400 U	< 390 U	< 400 U	< 390 U
4-BROMOPHENYL PHENYL ETHER	101-55-3	ug/kg			< 200 U	< 200 U	< 200 U	< 210 U	< 200 U	< 210 U	< 200 U
4-CHLORO-3-METHYLPHENOL	59-50-7	ug/kg	630000		< 200 U	< 200 U	< 200 U	< 210 U	< 200 U	< 210 U	< 200 U
4-CHLOROANILINE	106-47-8	ug/kg	2700	1000	< 380 U	< 390 U	< 380 U	< 400 U	< 390 U	< 400 U	< 390 U
4-CHLOROPHENYL PHENYL ETHER	7005-72-3	ug/kg			< 200 U	< 200 U	< 200 U	< 210 U	< 200 U	< 210 U	< 200 U
4-METHYLPHENOL (P-CRESOL)	106-44-5	ug/kg	130000	80	< 380 U	< 390 U	< 380 U	< 400 U	130 J	< 400 U	< 390 U
4-Nitroaniline	100-01-6	ug/kg	25000		< 380 U	< 390 U	< 380 U	< 400 U	< 390 U	< 400 U	< 390 U
4-NITROPHENOL	100-02-7	ug/kg	1900000	5120	< 380 U	< 390 U	< 380 U	< 400 U	< 390 U	< 400 U	< 390 U
Acenaphthene	83-32-9	ug/kg	360000	29000	96 J	13 J	1900	790	11000	510	40
ACENAPHTHYLENE	208-96-8	ug/kg	360000	29000	12	17	230	62 J	330	190 J	100
Acetophenone	98-86-2	ug/kg	780000		< 380 U	< 390 U	110 J	120 J	230 J	100 J	84 J
ANTHRACENE	120-12-7	ug/kg	1800000	29000	250 J	53 J	4600	2200	20000	1800	160

Table 13
Depositional Area Soil Analytical Results
Phase 2 Data Evaluation Summary Memorandum
Lower Neponset River
Boston and Milton, Massachusetts

					Location	24D-0215	24D-0215	24D-0215	24D-0216	24D-0216	24D-0217	24D-0217
					Sample Name	24D-0215-AD	24D-0215-AS	24D-0215-BS	24D-0216-AS	24D-0216-BS	24D-0217-AS	24D-0217-BS
					Sample Date	6/10/2024	6/10/2024	6/10/2024	6/10/2024	6/10/2024	6/10/2024	6/10/2024
					Sample Type	FD	N	N	N	N	N	N
					Depth Interval	0 - 1 ft	0 - 1 ft	1 - 1.5 ft	0 - 1 ft	1 - 1.5 ft	0 - 1 ft	1 - 1.7 ft
Analyte	CAS Number	Units	Human Health PAL	Ecological PAL								
ATRAZINE	1912-24-9	ug/kg	2400	0.05	< 380 U	< 390 U	< 380 U	< 400 U	< 390 U	< 400 U	< 390 U
BENZALDEHYDE	100-52-7	ug/kg	170000		< 380 U	< 390 U	< 380 U	< 400 U	< 390 U	< 400 U	< 390 U
BENZO(A)ANTHRACENE	56-55-3	ug/kg	1100	1100	500	150 J	5800	3900	27000	3100	500
BENZO(A)PYRENE	50-32-8	ug/kg	110	1100	260 J	86 J	2200	1500	12000	1600	220
Benzo(B)Fluoranthene	205-99-2	ug/kg	1100	1100	530	180 J	5500	2900	24000	3000	640
Benzo(G,H,I)Perylene	191-24-2	ug/kg	180000	1100	22 J	9.5 J	230	150 J	1000	170 J	28
Benzo(K)Fluoranthene	207-08-9	ug/kg	11000	1100	190 J	51 J	1700	1200	10000	1200	160
BENZYL BUTYL PHTHALATE	85-68-7	ug/kg	290000	590	< 200 U	< 200 U	< 200 U	< 210 U	< 200 UJ	< 210 U	< 200 U
BIPHENYL (DIPHENYL)	92-52-4	ug/kg	4700	200	< 200 U	< 200 U	140 J	56 J	730	< 210 U	< 200 U
BIS(2-CHLOROETHOXY) METHANE	111-91-1	ug/kg	19000		< 200 U	< 200 U	< 200 U	< 210 U	< 200 U	< 210 U	< 200 U
BIS(2-CHLOROETHYL) ETHER (2-CHLOROETHYL ETHER)	111-44-4	ug/kg	230		< 380 U	< 390 U	< 380 U	< 400 U	< 390 U	< 400 U	< 390 U
BIS(2-CHLOROISOPROPYL) ETHER	108-60-1	ug/kg	310000		< 380 U	< 390 U	< 380 U	< 400 U	< 390 U	< 400 U	< 390 U
BIS(2-ETHYLHEXYL) PHTHALATE	117-81-7	ug/kg	39000	20	< 200 U	< 200 U	< 200 U	< 210 U	< 200 UJ	< 210 U	< 200 U
Caprolactam	105-60-2	ug/kg	3100000		< 380 U	< 390 U	< 380 U	< 400 U	< 390 U	< 400 U	< 390 U
CARBAZOLE	86-74-8	ug/kg	240000	70	81 J	< 390 U	1300	970	9500	590	< 390 U
CHRYSENE	218-01-9	ug/kg	110000	1100	460	100 J	5400	3900	25000	3100	470
DIBENZ(A,H)ANTHRACENE	53-70-3	ug/kg	110	1100	57 J	20 J	670	470	2700	470	44
Dibenzofuran	132-64-9	ug/kg	7800	150	50 J	< 200 U	1300	640	8400	420	< 200 U
Diethyl Phthalate	84-66-2	ug/kg	5100000	250	< 200 U	< 200 U	< 200 U	< 210 U	< 200 U	< 210 U	< 200 U
DIMETHYL PHTHALATE	131-11-3	ug/kg	5100000	350	< 200 U	< 200 U	< 200 U	< 210 U	< 200 U	< 210 U	< 200 U
Di-N-Butyl Phthalate	84-74-2	ug/kg	630000	11	< 200 U	< 200 U	< 200 U	< 210 U	< 200 U	< 210 U	< 200 U
DI-N-OCTYLPHTHALATE	117-84-0	ug/kg	63000	910	< 380 U	< 390 U	< 380 U	< 400 U	< 390 U	< 400 U	< 390 U
FLUORANTHENE	206-44-0	ug/kg	240000	1100	1200 J	280 J	14000	8700	63000	8100	990
FLUORENE	86-73-7	ug/kg	240000	29000	84 J	16 J	2100	930	12000	630	53
HEXACHLOROBENZENE	118-74-1	ug/kg	78	79	< 200 U	< 200 U	< 200 U	< 210 U	< 200 U	< 210 U	< 200 U
Hexachlorobutadiene	87-68-3	ug/kg	1200	9	< 200 U	< 200 U	< 200 U	< 210 U	< 200 U	< 210 U	< 200 U
HEXACHLOROCYCLOPENTADIENE	77-47-4	ug/kg	180	1	< 380 U	< 390 U	< 380 U	< 400 U	< 390 U	< 400 U	< 390 U
HEXACHLOROETHANE	67-72-1	ug/kg	1800	24	< 200 U	< 200 U	< 200 U	< 210 U	< 200 U	< 210 U	< 200 U
INDENO(1,2,3-C,D)PYRENE	193-39-5	ug/kg	1100	1100	140 J	53 J	1500	1000	7500	1100	120
ISOPHORONE	78-59-1	ug/kg	570000		< 200 U	< 200 U	< 200 U	< 210 U	< 200 U	< 210 U	< 200 U
Naphthalene	91-20-3	ug/kg	2000	29000	18 JEB	6.7 JEB	520	310	6600	110 J	27 EB
NITROBENZENE	98-95-3	ug/kg	5100	2200	< 200 U	< 200 U	< 200 U	< 210 U	< 200 U	< 210 U	< 200 U
N-NITROSODI-N-PROPYLAMINE	621-64-7	ug/kg	78		< 200 U	< 200 U	< 200 U	< 210 U	< 200 U	< 210 U	< 200 U
N-NITROSODIPHENYLAMINE	86-30-6	ug/kg	110000	545	< 200 U	< 200 U	< 200 U	< 210 U	< 200 U	< 210 U	< 200 U
PENTACHLOROPHENOL	87-86-5	ug/kg	1000	2100	< 7.7 U	< 7.9 U	< 380 U	< 400 U	< 390 U	< 400 U	< 7.9 U
PHENANTHRENE	85-01-8	ug/kg	1800000	29000	910 J	180 J	17000	8800	76000	6800	510
PHENOL	108-95-2	ug/kg	1900000	790	< 380 U	< 390 U	< 380 U	< 400 U	100 J	< 400 U	< 390 U
PYRENE	129-00-0	ug/kg	180000	1100	820 J	200 J	10000	6300	44000	5800	720

Table 13
Depositional Area Soil Analytical Results
Phase 2 Data Evaluation Summary Memorandum
Lower Neponset River
Boston and Milton, Massachusetts

Notes:
(a) Yellow highlighted values represent detection of the compound at a concentration above the human health PAL; underlined values represent detection of the compound at a concentration above the ecological PAL.
(b) Comparison of the data to the PALs is for informational purposes only and is not an indication of risk.
(c) Bold font indicates detected concentration.

Sums and TEQ:
(a) The homolog groups sums for PCBs and PCDD/Fs were calculated by summing the detected congeners in each group; if no congeners in a group were detected, the maximum reporting detection limit for any individual congener in that homolog group was used.
(b) The concentration of total PCB congeners was calculated as the sum of detected congeners in each sample.
(c) PCDD/F TEQ and PCB Toxic Equivalency (TEQ) values were calculated by summing the detected compounds in each group that have been multiplied by their specific Toxic Equivalency Factors (TEFs); see Table 51 for more details. For any sample that did not have any detected compounds, the resulting TEQ is shown as a zero.
(d) For coelution of dioxin-like (DL) and non-DL congeners, TEF is applied to the full reported concentration.
(e) Calculated total values are inclusive of Estimated Maximum Possible Concentration (EMPC) results.

Project Action Limits (PALs):
A blank cell for the PAL indicates no PAL is available.
See Table 51 for additional details.

Analytes:
PCB - polychlorinated biphenyl
PCDD/F - polychlorinated dibenzodioxins/furans
SVOCs - semi-volatile organic compounds
TAL - target analyte list
TCL - target compound list
VOCs - volatile organic compounds

Units:
mg/kg - milligrams per kilogram
ng/g - nanograms per gram
pg/g - picograms per gram
ug/kg - micrograms per kilogram

Qualifiers:
B - Indicates the analyte is detected in the associated blank as well as in the sample.
E - Indicates compounds whose concentrations exceed the calibration range of the instrument.
J - The analyte was positively identified; the associated numerical value is the approximate concentration of the analyte in the sample.
J- -The analyte was positively identified; the associated numerical value is the approximate concentration of the analyte in the sample with a potential low bias.
J+ - The analyte was positively identified; the associated numerical value is the approximate concentration of the analyte in the sample with a potential high bias.
JN - The analyte was tentatively identified; the associated numerical value is the approximate concentration of the analyte in the sample.
TB - Trip blank contamination.
UJ - The analyte was not detected above the reported detection limit. However, the reported detection limit is approximate and may or may not represent the actual limit of quantitation necessary to accurately and precisely measure the analyte in the sample.
U - The analyte was analyzed for but was not detected above the reported detection limit.
R - The sample results are rejected due to serious deficiencies in the ability to analyze the sample and meet quality control criteria. The presence or absence of the analyte cannot be verified.

Sample Type:
N - normal
FD - field duplicate

Table 14
Phase 2 Reach Floodplain Soil Analytical Results Statistics
Phase 2 Data Evaluation Summary Memorandum
Lower Neponset River
Boston and Milton, Massachusetts

Analyte	Cas No.	Units	Human Health PAL	Ecological PAL	Number of Samples	Number of Detections	Minimum Detected Value	Maximum Detected Value	Average Detected Value	Max RDL	Number of Samples Above Human Health PAL	Number of Samples Above Ecological PAL	Location of Max. Detection	Depth of Max. Detection
PCDD/F														
1,2,3,4,6,7,8-HpCDD	35822-46-9	pg/g	480	315	497	496	0.548	26100	1150	18.7	280	315	24D-0208	1 - 2 ft
1,2,3,4,6,7,8-HpCDF	67562-39-4	pg/g	480	315	497	496	0.349	13500	590	10.6	205	257	24D-0208	1 - 2 ft
1,2,3,4,7,8,9-HpCDF	55673-89-7	pg/g	480	315	497	454	0.282	338	21.5	11	0	1	24D-0208	1 - 2 ft
1,2,3,4,7,8-HxCDD	39227-28-6	pg/g	48	31.5	497	469	0.37	238	11.9	12.1	11	27	24D-0208	1 - 2 ft
1,2,3,4,7,8-HxCDF	70648-26-9	pg/g	48	31.5	497	478	0.409	454	33.7	8.86	128	198	24D-0208	1 - 2 ft
1,2,3,6,7,8-HxCDD	57653-85-7	pg/g	48	31.5	497	482	0.269	1450	61.9	10.6	203	256	24D-0208	1 - 2 ft
1,2,3,6,7,8-HxCDF	57117-44-9	pg/g	48	31.5	497	471	0.24	299	18.8	8.5	37	96	24D-0208	1 - 2 ft
1,2,3,7,8,9-HxCDD	19408-74-3	pg/g	48	31.5	497	475	0.316	740	32	10.9	103	169	24D-0208	1 - 2 ft
1,2,3,7,8,9-HxCDF	72918-21-9	pg/g	48	31.5	497	2	0.344	7.77	4.06	9.27	0	0	24D-0020	0 - 1 ft
1,2,3,7,8-PeCDD	40321-76-4	pg/g	4.8	3.15	497	391	0.311	91	7.07	11.4	196	246	24D-0208	1 - 2 ft
1,2,3,7,8-PeCDF	57117-41-6	pg/g	160	105	497	428	0.114	59	7.29	9.31	0	0	24D-0214	1 - 2 ft
2,3,4,6,7,8-HxCDF	60851-34-5	pg/g	48	31.5	497	474	0.257	376	22.8	9.93	52	125	24D-0208	1 - 2 ft
2,3,4,7,8-PeCDF	57117-31-4	pg/g	16	10.5	497	470	0.482	435	33.4	9.96	270	317	24D-0208	1 - 2 ft
2,3,7,8-TCDD	1746-01-6	pg/g	4.8	3.15	497	293	0.163	45.4	2.97	13.4	42	79	24D-0208	1 - 2 ft
2,3,7,8-TCDF	51207-31-9	pg/g	48	31.5	497	440	0.319	165	15.7	11.9	21	50	24D-0160	2 - 3 ft
OCDD	3268-87-9	pg/g	16000	10500	497	497	3.57	162000	8600	57.3	77	146	24D-0208	1 - 2 ft
OCDF	39001-02-0	pg/g	16000	10500	497	493	0.813	13300	672	30.1	0	1	24D-0208	1 - 2 ft
Total HpCDD	RA_Total_HpCDD	pg/g			497	496	1.141	46200	2078	18.7	0	0	24D-0208	1 - 2 ft
Total HpCDF	RA_Total_HpCDF	pg/g			497	496	0.673	29392	1259.69	11.0	0	0	24D-0208	1 - 2 ft
Total HxCDD	RA_Total_HxCDD	pg/g	100		497	490	0.445	9357.2	378.75	12.1	316	0	24D-0208	1 - 2 ft
Total HxCDF	RA_Total_HxCDF	pg/g			497	492	0.715	10530.4	488.483	9.93	0	0	24D-0208	1 - 2 ft
Total PeCDD	RA_Total_PeCDD	pg/g			497	429	0.265	1091.7	56.633	11.4	0	0	24D-0208	1 - 2 ft
Total PeCDF	RA_Total_PeCDF	pg/g			497	481	0.398	3931.15	265.45	9.96	0	0	24D-0208	1 - 2 ft
Total TCDD	RA_Total_TCDD	pg/g			497	385	0.279	309.584	21.7813	13.4	0	0	24D-0208	1 - 2 ft
Total TCDF	RA_Total_TCDF	pg/g			497	464	0.672	2239.2	242.066	11.9	0	0	24D-0214	1 - 2 ft
Total PCDD/F TEQ (Bird)	RA-TEQ-B-DF	pg/g			497	497	0.00246	1060.23	72.93271		0	0	24D-0208	1 - 2 ft
Total PCDD/F TEQ (Fish)	RA-TEQ-F-DF	pg/g			497	497	0.00246	796.33	45.98223		0	0	24D-0208	1 - 2 ft
Total PCDD/F TEQ (Mammal)	RA-TEQ-M-DF	pg/g			497	497	0.00738	1084.786	56.06908		0	0	24D-0208	1 - 2 ft
TAL Metals and Mercury														
Aluminum	7429-90-5	mg/kg	7700		492	492	1200	16000	5700	53	90	0	24D-0075	1 - 2 ft
Calcium	7440-70-2	mg/kg			492	492	170	12000	1600	1300	0	0	24D-0064	0 - 1 ft
Iron	7439-89-6	mg/kg	5500		492	492	1200	65000	11000	26	446	0	24D-0090	1 - 2 ft
Magnesium	7439-95-4	mg/kg			492	492	200	4300	1600	1300	0	0	24D-0121	1 - 1.5 ft
Potassium	7440-09-7	mg/kg			492	379	49	610	210	1300	0	0	24D-0106	1 - 2 ft
Sodium	7440-23-5	mg/kg			492	306	70	1300	270	1300	0	0	24D-0205	1 - 2 ft
Antimony	7440-36-0	mg/kg	3.1	0.27	492	155	0.035	6.4	1.3	2.9	10	118	24D-0090	1 - 2 ft
Arsenic	7440-38-2	mg/kg	0.68	18	492	492	0.38	68	5.2	1.5	481	19	24D-0209	1 - 1.7 ft
Barium	7440-39-3	mg/kg	1500	110	492	492	3.9	240	43	15	0	21	24D-0160	2 - 3 ft
Beryllium	7440-41-7	mg/kg	16	2.5	492	94	0.1	1.3	0.45	1.8	0	0	24D-0069 24D-0208	0 - 1 ft 0 - 1 ft
Cadmium	7440-43-9	mg/kg	0.71	0.36	492	362	0.063	5.7	0.66	1.5	99	182	24D-0208	0 - 1 ft
Chromium, Total	7440-47-3	mg/kg	0.95	23	492	492	2.7	410	44	2.9	492	263	24D-0208	2 - 3 ft
Cobalt	7440-48-4	mg/kg	2.3	13	492	492	0.44	30	4.1	1.5	395	6	24D-0174	0 - 1 ft
Copper	7440-50-8	mg/kg	310	28	492	492	2.7	380	53	2.9	1	300	24D-0208	2 - 3 ft
Lead	7439-92-1	mg/kg	200	11	492	492	2.6	1000	130	1.5	104	431	24D-0090	0 - 1 ft
Manganese	7439-96-5	mg/kg	180	220	492	492	7.5	4600	270	1.5	179	135	24D-0166	2 - 2.6 ft
Nickel	7440-02-0	mg/kg	140	38	492	492	0.31	42	8.8	1.5	0	1	24D-0068	0 - 1 ft
Selenium	7782-49-2	mg/kg	39	0.52	492	127	0.26	5.8	0.77	7.3	0	78	24D-0205	0 - 1 ft
Silver	7440-22-4	mg/kg	39	4.2	492	416	0.037	1.8	0.32	1.5	0	0	24D-0185	0 - 1 ft
Thallium	7440-28-0	mg/kg	0.078	0.05	492	255	0.026	0.56	0.076	1.5	80	172	24D-0024	1 - 2 ft
Vanadium	7440-62-2	mg/kg	39	7.8	492	492	2.9	67	22	7.3	45	462	24D-0090	1 - 2 ft
Zinc	7440-66-6	mg/kg	2300	46	492	492	8.3	2000	110	7.3	0	296	24D-0090	1 - 2 ft
Mercury	7439-97-6	mg/kg	2.3	0.013	492	431	0.015	7.3	0.65	0.76	13	431	24D-0174	1 - 2 ft
PCB Congeners														
PCB-001	2051-60-7	ng/g	230	41	497	386	0.121	2060	35.6	0.0375	11	62	24D-0011	1 - 2 ft
PCB-002	2051-61-8	ng/g	230	41	497	152	0.233	152	8.03	0.054	0	10	24D-0011 24D-0172	1 - 2 ft 2 - 3 ft
PCB-003	2051-62-9	ng/g	230	41	497	343	0.188	1090	30.4	0.0526	12	28	24D-0011	1 - 2 ft
PCB-004/010	PCB-4/10	ng/g	230	41	497	433	0.362	6730	167	0.0941	42	190	24D-0011	1 - 2 ft
PCB-005/008	PCB-5/8	ng/g	230	41	497	449	0.258	7230	135	0.0899	38	201	24D-0022	1 - 1.9 ft
PCB-006	25569-80-6	ng/g	230	41	497	415	0.194	3450	89.4	0.0524	30	62	24D-0021	2 - 3 ft
PCB-007/009	PCB-7/9	ng/g	230	41	497	315	0.19	287	9.94	0.0909	1	18	24D-0072	2 - 2.4 ft
PCB-011	2050-67-1	ng/g	230	41	497	332	0.182	174	9.06	0.05	0	17	24D-0011	1 - 2 ft

Table 14
Phase 2 Reach Floodplain Soil Analytical Results Statistics
Phase 2 Data Evaluation Summary Memorandum
Lower Neponset River
Boston and Milton, Massachusetts

Analyte	Cas No.	Units	Human Health PAL	Ecological PAL	Number of Samples	Number of Detections	Minimum Detected Value	Maximum Detected Value	Average Detected Value	Max RDL	Number of Samples Above Human Health PAL	Number of Samples Above Ecological PAL	Location of Max. Detection	Depth of Max. Detection
PCB-012/013	PCB-12/13	ng/g	230	41	497	362	0.335	719	32.3	0.113	16	43	24D-0011	1 - 2 ft
PCB-014	34883-41-5	ng/g	230	41	497	7	0.523	2.03	1.1	0.0502	0	0	24D-0011	1 - 2 ft
PCB-015	2050-68-2	ng/g	230	41	497	451	0.24	4580	193	0.046	83	241	24D-0075	1 - 2 ft
PCB-016/032	PCB-16/32	ng/g	230	41	497	451	0.282	8140	355	0.131	111	225	24D-0011	1 - 2 ft
PCB-017	37680-66-3	ng/g	230	41	497	450	0.211	5140	197	0.0576	69	196	24D-0072	2 - 2.4 ft
PCB-018	37680-65-2	ng/g	230	41	497	453	0.228	6760	267	0.0666	78	164	24D-0021	2 - 3 ft
PCB-019	38444-73-4	ng/g	230	41	497	432	0.131	2990	102	0.0452	48	129	24D-0011	1 - 2 ft
PCB-020/021/033	PCB-20/21/33	ng/g	230	41	497	418	0.27	1430	75.8	0.142	40	116	24D-0012	2 - 2.5 ft
PCB-022	38444-85-8	ng/g	230	41	497	433	0.215	2360	124	0.0496	60	132	24D-0075	1 - 2 ft
PCB-023/034	PCB-23/34	ng/g	230	41	497	263	0.119	146	9.52	0.0907	0	18	24D-0072	2 - 2.4 ft
PCB-024/027	PCB-24/27	ng/g	230	41	497	433	0.0919	1270	63.8	0.0957	32	116	24D-0011	1 - 2 ft
PCB-025	55712-37-3	ng/g	230	41	497	440	0.22	4280	144	0.051	55	136	24D-0072	2 - 2.4 ft
PCB-026	38444-81-4	ng/g	230	41	497	443	0.251	6090	263	0.0434	80	178	24D-0072	2 - 2.4 ft
PCB-028	7012-37-5	ng/g	230	41	497	480	0.147	8790	554	0.0478	155	301	24D-0090	1 - 2 ft
PCB-029	15862-07-4	ng/g	230	41	497	49	0.199	9.47	1.26	0.0583	0	0	24D-0012	2 - 2.5 ft
PCB-030	35693-92-6	ng/g	230	41	497	69	0.0923	5.94	1.27	0.0581	0	0	24D-0075	1 - 2 ft
PCB-031	16606-02-3	ng/g	230	41	497	471	0.128	9090	389	0.0604	128	253	24D-0072	2 - 2.4 ft
PCB-035	37680-69-6	ng/g	230	41	497	244	0.307	80.1	10.7	0.057	0	12	24D-0072	2 - 2.4 ft
PCB-036	38444-87-0	ng/g	230	41	497	36	0.334	36.1	7.18	0.0486	0	0	24D-0072	2 - 2.4 ft
PCB-037	38444-90-5	ng/g	230	41	497	450	0.253	1580	127	0.0534	78	181	24D-0075	1 - 2 ft
PCB-038	53555-66-1	ng/g	230	41	497	63	0.463	53.7	9.24	0.0647	0	2	24D-0074	1 - 2 ft
PCB-039	38444-88-1	ng/g	230	41	497	209	0.233	29.5	3.77	0.0418	0	0	24D-0072	2 - 2.4 ft
PCB-040	38444-93-8	ng/g	230	41	497	414	0.201	1090	66.6	0.0502	35	124	24D-0075	1 - 2 ft
PCB-041/064	PCB-41/64	ng/g	230	41	497	465	0.209	3330	221	0.0937	111	255	24D-0075	1 - 2 ft
PCB-042	36559-22-5	ng/g	230	41	497	449	0.234	2510	174	0.105	90	206	24D-0075	1 - 2 ft
PCB-043/049	PCB-43/49	ng/g	230	41	497	487	0.218	7460	558	0.109	185	334	24D-0075	1 - 2 ft
PCB-044	41464-39-5	ng/g	230	41	497	474	0.193	6940	407	0.0611	137	282	24D-0075	1 - 2 ft
PCB-045	70362-45-7	ng/g	230	41	497	424	0.217	1300	75.3	0.0448	44	130	24D-0075	1 - 2 ft
PCB-046	41464-47-5	ng/g	230	41	497	375	0.155	471	34.3	0.0524	11	75	24D-0075	1 - 2 ft
PCB-047/048/075	PCB-47/48/75	ng/g	230	41	497	484	0.223	3670	356	0.189	172	327	24D-0194	1 - 2 ft
PCB-050	62796-65-0	ng/g	230	41	497	278	0.166	41.3	4.33	0.064	0	1	24D-0072	2 - 2.4 ft
PCB-051	68194-04-7	ng/g	230	41	497	425	0.158	857	51.5	0.0544	23	110	24D-0011	1 - 2 ft
PCB-052/073	PCB-52/73	ng/g	230	41	497	488	0.244	7950	573	0.125	181	336	24D-0075	1 - 2 ft
PCB-053	41464-41-9	ng/g	230	41	497	449	0.233	1700	125	0.0484	64	193	24D-0011	1 - 2 ft
PCB-054	15968-05-5	ng/g	230	41	497	316	0.1	87.3	5.44	0.048	0	5	24D-0011	1 - 2 ft
PCB-055	74338-24-2	ng/g	230	41	497	282	0.184	42	6.43	0.0795	0	2	24D-0075	1 - 2 ft
PCB-056/060	PCB-56/60	ng/g	230	41	497	467	0.222	3220	191	0.172	94	235	24D-0214	1 - 2 ft
PCB-057	70424-67-8	ng/g	230	41	497	327	0.0923	268	9.16	0.0426	1	14	24D-0072	2 - 2.4 ft
PCB-058	41464-49-7	ng/g	230	41	497	261	0.0949	20.3	2.46	0.0536	0	0	24D-0214	1 - 2 ft
PCB-059	74472-33-6	ng/g	230	41	497	423	0.147	525	32.6	0.0757	8	87	24D-0075	1 - 2 ft
PCB-061/074	PCB-61/74	ng/g	230	41	497	473	0.127	1970	190	0.0994	104	235	24D-0214	1 - 2 ft
PCB-062	54230-22-7	ng/g	230	41	497	3	1.04	1.31	1.16	0.0528	0	0	24D-0133	1 - 1.9 ft
PCB-063	74472-34-7	ng/g	230	41	497	419	0.173	294	29.2	0.0397	6	90	24D-0075	1 - 2 ft
PCB-065	33284-54-7	ng/g	230	41	497	45	0.398	3.81	1.47	0.0761	0	0	24D-0075	1 - 2 ft
PCB-066/080	PCB-66/80	ng/g	230	41	497	487	0.155	8020	355	0.0964	150	334	24D-0214	1 - 2 ft
PCB-067	73575-53-8	ng/g	230	41	497	386	0.125	153	15.6	0.0613	0	46	24D-0084	1 - 2 ft
PCB-068	73575-52-7	ng/g	230	41	497	298	0.114	1690	14.3	0.0715	1	10	24D-0072	2 - 2.4 ft
PCB-069	60233-24-1	ng/g	230	41	497	176	0.177	104	3.9	0.0574	0	1	24D-0013	1 - 2 ft
PCB-070	32598-11-1	ng/g	230	41	497	489	0.17	8380	343	0.0518	143	330	24D-0214	1 - 2 ft
PCB-071	41464-46-4	ng/g	230	41	497	448	0.218	1900	143	0.0701	81	187	24D-0075	1 - 2 ft
PCB-072	41464-42-0	ng/g	230	41	497	403	0.136	88.4	9.14	0.0622	0	15	24D-0075	1 - 2 ft
PCB-076	70362-48-0	ng/g	230	41	497	5	8.83	1040	233	0.0791	1	2	24D-0178	1 - 1.5 ft
PCB-077	32598-13-3	ng/g	38	41	497	453	0.185	1220	49.2	0.045	137	129	24D-0181	2 - 3 ft
PCB-078	70362-49-1	ng/g	230	41	497	74	0.146	8.93	2.21	0.0823	0	0	24D-0075	1 - 2 ft
PCB-079	41464-48-6	ng/g	230	41	497	43	0.384	9.86	2.54	0.049	0	0	24D-0072	2 - 2.4 ft
PCB-081	70362-50-4	ng/g	12	41	497	365	0.154	374	6.22	0.0765	45	2	24D-0181	2 - 3 ft
PCB-082	52663-62-4	ng/g	230	41	497	430	0.265	863	35.5	0.0777	7	101	24D-0214	1 - 2 ft
PCB-083/109	PCB-83/109	ng/g	230	41	497	406	0.272	290	18	0.178	1	47	24D-0214	1 - 2 ft
PCB-084	52663-60-2	ng/g	230	41	497	443	0.319	1060	65.8	0.0701	31	151	24D-0214	1 - 2 ft
PCB-085/120	PCB-85/120	ng/g	230	41	497	460	0.383	1180	63.9	0.115	31	172	24D-0214	1 - 2 ft
PCB-086/097	PCB-86/97	ng/g	230	41	497	455	0.258	1760	73.3	0.132	33	170	24D-0214	1 - 2 ft
PCB-087/115/116	PCB-87/115/116	ng/g	230	41	497	445	0.39	2460	109	0.324	61	241	24D-0214	1 - 2 ft
PCB-088/121	PCB-88/121	ng/g	230	41	497	171	0.202	19.8	2.57	0.159	0	0	24D-0214	1 - 2 ft
PCB-089/090/101	PCB-89/90/101	ng/g	230	41	497	483	0.261	4120	185	0.12	110	306	24D-0214	1 - 2 ft

Table 14
Phase 2 Reach Floodplain Soil Analytical Results Statistics
Phase 2 Data Evaluation Summary Memorandum
Lower Neponset River
Boston and Milton, Massachusetts

Analyte	Cas No.	Units	Human Health PAL	Ecological PAL	Number of Samples	Number of Detections	Minimum Detected Value	Maximum Detected Value	Average Detected Value	Max RDL	Number of Samples Above Human Health PAL	Number of Samples Above Ecological PAL	Location of Max. Detection	Depth of Max. Detection
PCB-091	68194-05-8	ng/g	230	41	497	451	0.245	1020	59.8	0.0697	27	162	24D-0214	1 - 2 ft
PCB-092	52663-61-3	ng/g	230	41	497	451	0.309	705	45.5	0.0292	9	147	24D-0214	1 - 2 ft
PCB-093/095	PCB-93/95	ng/g	230	41	497	475	0.333	2920	163	0.0877	103	291	24D-0214	1 - 2 ft
PCB-094	73575-55-0	ng/g	230	41	497	340	0.187	49.3	5.52	0.0917	0	1	24D-0214	1 - 2 ft
PCB-096	73575-54-9	ng/g	230	41	497	346	0.17	59.5	5.93	0.0611	0	7	24D-0214	1 - 2 ft
PCB-098/102	PCB-98/102	ng/g	230	41	497	404	0.227	303	21.2	0.1	1	60	24D-0214	1 - 2 ft
PCB-099	38380-01-7	ng/g	230	41	497	483	0.233	2750	124	0.0472	78	269	24D-0214	1 - 2 ft
PCB-100	39485-83-1	ng/g	230	41	497	329	0.263	31.2	4.03	0.0583	0	0	24D-0072	2 - 2.4 ft
PCB-103	60145-21-3	ng/g	230	41	497	348	0.191	41.6	4.72	0.0589	0	1	24D-0072	2 - 2.4 ft
PCB-104	56558-16-8	ng/g	230	41	497	87	0.121	3.22	0.533	0.0466	0	0	24D-0011	1 - 2 ft
PCB-105/127	PCB-105/127	ng/g	120	41	497	462	0.402	2750	98.2	0.0791	101	212	24D-0214	1 - 2 ft
PCB-106/118	PCB-106/118	ng/g	120	41	497	483	0.276	4750	182	0.143	177	307	24D-0214	1 - 2 ft
PCB-107/108	PCB-107/108	ng/g	230	41	497	417	0.263	403	18.9	0.128	1	54	24D-0214	1 - 2 ft
PCB-110	38380-03-9	ng/g	230	41	497	485	0.293	5470	260	0.0476	144	332	24D-0214	1 - 2 ft
PCB-111/117	PCB-111/117	ng/g	230	41	497	28	0.413	361	48.5	0.288	2	8	24D-0054	0 - 1 ft
PCB-112	74472-36-9	ng/g	230	41	497	281	0.164	20.8	2.1	0.0581	0	0	24D-0214	1 - 2 ft
PCB-113	68194-10-5	ng/g	230	41	497	203	0.206	19.7	3.02	0.0504	0	0	24D-0214	1 - 2 ft
PCB-114	74472-37-0	ng/g	120	41	497	368	0.298	108	8.31	0.0749	0	12	24D-0214	1 - 2 ft
PCB-119	56558-17-9	ng/g	230	41	497	397	0.245	146	11.3	0.0577	0	17	24D-0214	1 - 2 ft
PCB-122	76842-07-4	ng/g	230	41	497	327	0.269	106	4.83	0.0827	0	1	24D-0214	1 - 2 ft
PCB-123	65510-44-3	ng/g	120	41	497	393	0.222	175	8	0.0641	1	5	24D-0214	1 - 2 ft
PCB-124	70424-70-3	ng/g	230	41	497	392	0.219	206	8.79	0.044	0	10	24D-0214	1 - 2 ft
PCB-125	74472-39-2	ng/g	230	41	497	234	0.193	30.6	2.28	0.0482	0	0	24D-0214	1 - 2 ft
PCB-126	57465-28-8	ng/g	0.036	41	497	187	0.328	35.4	3.25	0.0685	187	0	24D-0214	1 - 2 ft
PCB-128	38380-07-3	ng/g	230	41	497	453	0.184	335	21.2	0.0711	1	70	24D-0214	1 - 2 ft
PCB-129	55215-18-4	ng/g	230	41	497	387	0.158	91.9	6	0.0983	0	1	24D-0214	1 - 2 ft
PCB-130	52663-66-8	ng/g	230	41	497	411	0.195	111	8.18	0.0971	0	7	24D-0214	1 - 2 ft
PCB-131/142	PCB-131/142	ng/g	230	41	497	321	0.112	26.9	2.02	0.103	0	0	24D-0214	1 - 2 ft
PCB-132/168	PCB-132/168	ng/g	230	41	497	471	0.196	493	34.3	0.144	6	127	24D-0214	1 - 2 ft
PCB-133	35694-04-3	ng/g	230	41	497	352	0.121	19.3	2.37	0.104	0	0	24D-0214	1 - 2 ft
PCB-134	52704-70-8	ng/g	230	41	497	394	0.129	74.8	6.23	0.138	0	1	24D-0214	1 - 2 ft
PCB-135/144	PCB-135/144	ng/g	230	41	497	447	0.135	217	15.3	0.115	0	38	24D-0214	1 - 2 ft
PCB-136	38411-22-2	ng/g	230	41	497	449	0.133	161	11.4	0.0869	0	23	24D-0214	1 - 2 ft
PCB-137	35694-06-5	ng/g	230	41	497	412	0.174	117	7.74	0.132	0	5	24D-0214	1 - 2 ft
PCB-138/163/164	PCB-138/163/164	ng/g	230	41	497	491	0.177	1720	102	0.156	62	277	24D-0214	1 - 2 ft
PCB-139/149	PCB-139/149	ng/g	230	41	497	486	0.158	976	62.9	0.16	24	211	24D-0214	1 - 2 ft
PCB-140	59291-64-4	ng/g	230	41	497	227	0.137	7.98	1.22	0.0709	0	0	24D-0214	1 - 2 ft
PCB-141	52712-04-6	ng/g	230	41	497	449	0.136	296	16.5	0.12	1	44	24D-0214	1 - 2 ft
PCB-143	68194-15-0	ng/g	230	41	497	179	0.14	9.8	1.09	0.0643	0	0	24D-0214	1 - 2 ft
PCB-145	74472-40-5	ng/g	230	41	497	81	0.088	1.46	0.312	0.0845	0	0	24D-0214	1 - 2 ft
PCB-146	51908-16-8	ng/g	230	41	497	451	0.13	156	11.8	0.0573	0	20	24D-0214	1 - 2 ft
PCB-147	68194-13-8	ng/g	230	41	497	400	0.101	35.4	4.14	0.0777	0	0	24D-0214	1 - 2 ft
PCB-148	74472-41-6	ng/g	230	41	497	164	0.09	2.6	0.515	0.0781	0	0	24D-0072	2 - 2.4 ft
PCB-150	68194-08-1	ng/g	230	41	497	230	0.0804	2.26	0.426	0.0795	0	0	24D-0072	2 - 2.4 ft
PCB-151	52663-63-5	ng/g	230	41	497	450	0.124	233	16.5	0.0615	1	43	24D-0214	1 - 2 ft
PCB-152	68194-09-2	ng/g	230	41	497	233	0.0867	3.03	0.575	0.0923	0	0	24D-0214	1 - 2 ft
PCB-153	35065-27-1	ng/g	230	41	497	486	0.136	1050	63.5	0.0502	22	216	24D-0214	1 - 2 ft
PCB-154	60145-22-4	ng/g	230	41	497	354	0.107	17.1	2.22	0.055	0	0	24D-0072	2 - 2.4 ft
PCB-155	33979-03-2	ng/g	230	41	497	5	0.066	0.206	0.121	0.0474	0	0	24D-0011	1 - 2 ft
PCB-156	38380-08-4	ng/g	120	41	497	435	0.123	193	12	0.0619	1	26	24D-0214	1 - 2 ft
PCB-157	69782-90-7	ng/g	120	41	497	384	0.104	53.6	3.99	0.0593	0	1	24D-0214	1 - 2 ft
PCB-158/160	PCB-158/160	ng/g	230	41	497	442	0.13	322	12	0.125	1	19	24D-0208	1 - 2 ft
PCB-159	39635-35-3	ng/g	230	41	497	189	0.144	8.67	1.17	0.0765	0	0	24D-0214	1 - 2 ft
PCB-161	74472-43-8	ng/g	230	41	497	3	1.38	12.5	7.61	0.0715	0	0	24D-0089	2 - 3 ft
PCB-162	39635-34-2	ng/g	230	41	497	164	0.141	11.2	1.21	0.0681	0	0	24D-0214	1 - 2 ft
PCB-165	74472-46-1	ng/g	230	41	497	30	0.163	4.58	0.797	0.0953	0	0	24D-0018	0 - 1 ft
PCB-166	41411-63-6	ng/g	230	41	497	191	0.16	7.41	1.14	0.0853	0	0	24D-0214	1 - 2 ft
PCB-167	52663-72-6	ng/g	120	41	497	412	0.137	73.3	5.08	0.0583	0	1	24D-0214	1 - 2 ft
PCB-169	32774-16-6	ng/g	0.12	41	497	1	2.36	2.36	2.36	0.0564	1	0	24D-0173	0 - 1 ft
PCB-170/190	PCB-170/190	ng/g	230	41	497	449	0.293	352	20.7	0.3	1	65	24D-0214	1 - 2 ft
PCB-171	52663-71-5	ng/g	230	41	497	410	0.127	83.5	5.6	0.0737	0	1	24D-0214	1 - 2 ft
PCB-172/192	PCB-172/192	ng/g	230	41	497	370	0.145	45.8	3.21	0.148	0	1	24D-0214	1 - 2 ft
PCB-173	68194-16-1	ng/g	230	41	497	153	0.123	7.18	0.896	0.0901	0	0	24D-0214	1 - 2 ft
PCB-174	38411-25-5	ng/g	230	41	497	457	0.163	303	17	0.106	1	46	24D-0214	1 - 2 ft

Table 14
Phase 2 Reach Floodplain Soil Analytical Results Statistics
Phase 2 Data Evaluation Summary Memorandum
Lower Neponset River
Boston and Milton, Massachusetts

Analyte	Cas No.	Units	Human Health PAL	Ecological PAL	Number of Samples	Number of Detections	Minimum Detected Value	Maximum Detected Value	Average Detected Value	Max RDL	Number of Samples Above Human Health PAL	Number of Samples Above Ecological PAL	Location of Max. Detection	Depth of Max. Detection
PCB-175	40186-70-7	ng/g	230	41	497	292	0.076	10.8	0.93	0.0643	0	0	24D-0214	1 - 2 ft
PCB-176	52663-65-7	ng/g	230	41	497	380	0.0938	31.2	2.21	0.0693	0	0	24D-0214	1 - 2 ft
PCB-177	52663-70-4	ng/g	230	41	497	445	0.119	168	10.5	0.0899	0	14	24D-0214	1 - 2 ft
PCB-178	52663-67-9	ng/g	230	41	497	397	0.13	56.9	4.29	0.0931	0	1	24D-0214	1 - 2 ft
PCB-179	52663-64-6	ng/g	230	41	497	443	0.0999	100	6.39	0.0623	0	3	24D-0214	1 - 2 ft
PCB-180	35065-29-3	ng/g	230	41	497	483	0.106	650	34.2	0.0656	5	134	24D-0214	1 - 2 ft
PCB-181	74472-47-2	ng/g	230	41	497	4	1.51	18.2	9.5	0.0947	0	0	24D-0067	1 - 2 ft
PCB-182/187	PCB-182/187	ng/g	230	41	497	471	0.178	318	19.1	0.176	1	63	24D-0214	1 - 2 ft
PCB-183	52663-69-1	ng/g	230	41	497	445	0.119	143	8.48	0.0737	0	7	24D-0214	1 - 2 ft
PCB-184	74472-48-3	ng/g	230	41	497	1	0.133	0.133	0.133	0.0534	0	0	24D-0214	1 - 2 ft
PCB-185	52712-05-7	ng/g	230	41	497	364	0.105	37.5	2.56	0.0739	0	0	24D-0214	1 - 2 ft
PCB-186	74472-49-4	ng/g	230	41	497	0				0.0747	0	0		
PCB-188	74487-85-7	ng/g	230	41	497	32	0.0778	0.332	0.161	0.0612	0	0	24D-0072	2 - 2.4 ft
PCB-189	39635-31-9	ng/g	130	41	497	303	0.137	14.1	1.38	0.0622	0	0	24D-0214	1 - 2 ft
PCB-191	74472-50-7	ng/g	230	41	497	301	0.14	10.7	1.01	0.138	0	0	24D-0214	1 - 2 ft
PCB-193	69782-91-8	ng/g	230	41	497	370	0.182	30.7	2.32	0.187	0	0	24D-0089	2 - 3 ft
PCB-194	35694-08-7	ng/g	230	41	497	397	1.21	2310	37.1	0.16	10	42	24D-0058	2 - 3 ft
PCB-195	52663-78-2	ng/g	230	41	497	348	0.357	68.9	5.64	0.159	0	1	24D-0214	1 - 2 ft
PCB-196/203	PCB-196/203	ng/g	230	41	497	419	0.306	201	14.2	0.151	0	22	24D-0214	1 - 2 ft
PCB-197	33091-17-7	ng/g	230	41	497	194	0.121	5.16	0.729	0.0672	0	0	24D-0214	1 - 2 ft
PCB-198	68194-17-2	ng/g	230	41	497	191	0.161	8.72	1.3	0.109	0	0	24D-0214	1 - 2 ft
PCB-199	52663-75-9	ng/g	230	41	497	419	0.293	165	12.3	0.105	0	17	24D-0214	1 - 2 ft
PCB-200	52663-73-7	ng/g	230	41	497	316	0.202	18.9	1.85	0.0863	0	0	24D-0214	1 - 2 ft
PCB-201	40186-71-8	ng/g	230	41	497	314	0.124	17.6	1.65	0.0518	0	0	24D-0099 24D-0214	0 - 0.4 ft 1 - 2 ft
PCB-202	2136-99-4	ng/g	230	41	497	345	0.118	37.6	2.45	0.0721	0	0	24D-0099	0 - 0.4 ft
PCB-204	74472-52-9	ng/g	230	41	497	1	0.78	0.78	0.78	0.1	0	0	24D-0009	2 - 3 ft
PCB-205	74472-53-0	ng/g	230	41	497	174	0.266	58.2	1.63	0.0626	0	1	24D-0178	0 - 1 ft
PCB-206	40186-72-9	ng/g	230	41	497	410	0.212	117	6.75	0.06	0	3	24D-0099	0 - 0.4 ft
PCB-207	52663-79-3	ng/g	230	41	497	259	0.138	13.5	1.07	0.0793	0	0	24D-0099	0 - 0.4 ft
PCB-208	52663-77-1	ng/g	230	41	497	376	0.115	27.5	2.11	0.0793	0	0	24D-0099	0 - 0.4 ft
PCB-209	2051-24-3	ng/g	230	41	497	404	0.133	34.6	3.34	0.0462	0	0	24D-0208	1 - 2 ft
Total Decachlorobiphenyls	RA_Total_DECPCB	ng/g	230	41	497	404	0.133	34.6	3.34	0.0462	0	0	24D-0208	1 - 2 ft
Total Dichlorobiphenyls	RA_Total_DIPCB	ng/g	230	41	497	455	0.24	20247	604.145	0.113	184	303	24D-0022	1 - 1.9 ft
Total Heptachlorobiphenyls	RA_Total_HEPPCB	ng/g	230	41	497	483	0.106	2358.41	130.09	0.300	90	296	24D-0214	1 - 2 ft
Total Hexachlorobiphenyls	RA_Total_HEXPCB	ng/g	230	41	497	491	0.231	6679.3	407.841	0.160	232	372	24D-0214	1 - 2 ft
Total Monochlorobiphenyls	RA_Total_MONPCB	ng/g	230	41	496	389	0.121	3302	65.2531	0.0540	21	113	24D-0011	1 - 2 ft
Total Nonachlorobiphenyls	RA_Total_NONPCB	ng/g	230	41	497	410	0.212	158	9.3601	0.0793	0	5	24D-0099	0 - 0.4 ft
Total Octachlorobiphenyls	RA_Total_OCTPCB	ng/g	230	41	497	421	0.68	2332.79	72.2802	0.160	19	191	24D-0058	2 - 3 ft
Total Pentachlorobiphenyls	RA_Total_PENPCB	ng/g	230	41	497	485	0.293	33846.3	1525.73	0.324	337	420	24D-0214	1 - 2 ft
Total Tetrachlorobiphenyls	RA_Total_TETPCB	ng/g	230	41	497	491	0.327	46867.1	3883.1	0.189	351	423	24D-0214	1 - 2 ft
Total Trichlorobiphenyls	RA_Total_TRICPB	ng/g	230	41	497	480	0.275	45322.1	2541.6	0.142	270	377	24D-0072	2 - 2.4 ft
Total PCB Congeners	RA_Tot_PCB_Cong	ng/g	120	41	497	495	0.291	104033	9021.24	0.324	426	450	24D-0075	1 - 2 ft
Total PCB TEQ (Bird)	RA-TEQ-B-PCB	ng/g			497	497	0.00000276	98.4098415	2.91446349		0	0	24D-0181	2 - 3 ft
Total PCB TEQ (Fish)	RA-TEQ-F-PCB	ng/g			497	497	0.00000138	0.326585	0.014795156		0	0	24D-0214	1 - 2 ft
Total PCB TEQ (Mammal)	RA-TEQ-M-PCB	ng/g			497	497	0.00000828	3.87787	0.14128807		0	0	24D-0214	1 - 2 ft
TCL VOCs														
1,1,1-Trichloroethane (TCA)	71-55-6	ug/kg	810000	40	476	1	0.76	0.76	0.76	1300	0	0	24D-0034	0 - 0.9 ft
1,1,2,2-TETRACHLOROETHANE	79-34-5	ug/kg	600	127	476	0				1300	0	0		
1,1,2-TRICHLORO-1,2,2-TRIFLUOROETHANE	76-13-1	ug/kg	670000		476	0				1300	0	0		
1,1,2-Trichloroethane	79-00-5	ug/kg	150	320	476	1	0.79	0.79	0.79	1300	0	0	24D-0034	0 - 0.9 ft
1,1-Dichloroethane	75-34-3	ug/kg	3600	140	476	0				1300	0	0		
1,1-Dichloroethene	75-35-4	ug/kg	480	40	476	1	170	170	170	1300	0	1	24D-0187	0 - 1 ft
1,2,3-Trichlorobenzene	87-61-6	ug/kg	6300	20000	475	1	810	810	810	3000	0	0	24D-0187	0 - 1 ft
1,2,3-TRICHLOROPROPANE	96-18-4	ug/kg	5.1		476	0				1300	0	0		
1,2,4-TRICHLOROBENZENE	120-82-1	ug/kg	5800	270	476	2	0.91	700	350	3000	0	1	24D-0187	0 - 1 ft
1,2,4-Trimethylbenzene	95-63-6	ug/kg	30000	90	476	3	0.76	110	62	3000	0	1	24D-0209	0 - 1 ft
1,2-Dibromo-3-Chloropropane	96-12-8	ug/kg	5.3		476	1	240	240	240	3000	1	0	24D-0187	0 - 1 ft
1,2-Dibromoethane (Ethylene Dibromide)	106-93-4	ug/kg	36		476	0				1300	0	0		
1,2-Dichlorobenzene	95-50-1	ug/kg	180000	90	476	3	0.85	210	71	3000	0	1	24D-0187	0 - 1 ft
1,2-Dichloroethane	107-06-2	ug/kg	460	400	476	0				1300	0	0		
1,2-DICHLOROPROPANE	78-87-5	ug/kg	1600	280	476	0				1300	0	0		
1,3,5-Trimethylbenzene (Mesitylene)	108-67-8	ug/kg	27000	160	476	3	0.43	84	28	3000	0	0	24D-0209	1 - 1.7 ft
1,3-DICHLOROBENZENE	541-73-1	ug/kg	2600	80	476	2	0.85	220	110	3000	0	1	24D-0187	0 - 1 ft

Table 14
Phase 2 Reach Floodplain Soil Analytical Results Statistics
Phase 2 Data Evaluation Summary Memorandum
Lower Neponset River
Boston and Milton, Massachusetts

Analyte	Cas No.	Units	Human Health PAL	Ecological PAL	Number of Samples	Number of Detections	Minimum Detected Value	Maximum Detected Value	Average Detected Value	Max RDL	Number of Samples Above Human Health PAL	Number of Samples Above Ecological PAL	Location of Max. Detection	Depth of Max. Detection
1,4-DICHLOROBENZENE	106-46-7	ug/kg	2600	880	476	3	0.76	250	84	3000	0	0	24D-0187	0 - 1 ft
2-HEXANONE	591-78-6	ug/kg	20000	360	476	0				2600	0	0		
ACETONE	67-64-1	ug/kg	7000000	1200	476	89	7.2	600	62	2600	0	0	24D-0209	0 - 1 ft
Benzene	71-43-2	ug/kg	1200	120	476	0				1300	0	0		
BROMOCHLOROMETHANE	74-97-5	ug/kg	15000		476	0				1300	0	0		
BROMODICHLOROMETHANE	75-27-4	ug/kg	290		476	0				1300	0	0		
BROMOFORM	75-25-2	ug/kg	19000	70	476	0				3000	0	0		
BROMOMETHANE	74-83-9	ug/kg	680	2	476	1	59	59	59	1300	0	1	24D-0160	1 - 2 ft
CARBON DISULFIDE	75-15-0	ug/kg	77000	5	476	26	0.88	240	12	1300	0	4	24D-0187	0 - 1 ft
CARBON TETRACHLORIDE	56-23-5	ug/kg	650	50	476	1	0.76	0.76	0.76	1300	0	0	24D-0034	0 - 0.9 ft
Chlorobenzene	108-90-7	ug/kg	28000	2400	476	2	0.68	0.8	0.74	1300	0	0	24D-0034	0 - 0.9 ft
CHLOROETHANE	75-00-3	ug/kg	540000		476	0				1300	0	0		
Chloroform	67-66-3	ug/kg	320	50	476	4	1.4	3.4	2.5	1300	0	0	24D-0005 24D-0203	0 - 0.8 ft 2 - 2.9 ft
CHLOROMETHANE	74-87-3	ug/kg	11000		476	0				1300	0	0		
CIS-1,2-DICHLOROETHYLENE	156-59-2	ug/kg	6300	40	476	1	51	51	51	1300	0	1	24D-0205	1 - 2 ft
cis-1,3-Dichloropropene	10061-01-5	ug/kg	1800		476	0				1300	0	0		
Cyclohexane	110-82-7	ug/kg	650000		476	3	86	210	170	1300	0	0	24D-0209	0 - 1 ft
DIBROMOCHLOROMETHANE	124-48-1	ug/kg	8300		476	1	56	56	56	1300	0	0	24D-0160	1 - 2 ft
Dichlorodifluoromethane	75-71-8	ug/kg	8700		476	0				1300	0	0		
Ethylbenzene	100-41-4	ug/kg	5800	270	476	3	0.47	0.79	0.67	1300	0	0	24D-0034	0 - 0.9 ft
Isopropylbenzene (Cumene)	98-82-8	ug/kg	190000	40	476	2	0.41	0.81	0.61	3000	0	0	24D-0034	0 - 0.9 ft
m,p-Xylene	179601-23-1	ug/kg	55000		476	6	0.43	230	74	1300	0	0	24D-0209	0 - 1 ft
METHYL ACETATE	79-20-9	ug/kg	7800000		476	42	11	6300	1400	3000	0	0	24D-0009	0 - 1 ft
Methyl Ethyl Ketone (2-Butanone)	78-93-3	ug/kg	2700000	1000	476	34	5.7	130	27	2600	0	0	24D-0067	1 - 2 ft
METHYL ISOBUTYL KETONE (4-METHYL-2-PENTANONE)	108-10-1	ug/kg	3300000		476	0				2600	0	0		
Methylcyclohexane	108-87-2	ug/kg	9800		476	5	0.67	580	310	1300	0	0	24D-0209	0 - 1 ft
Methylene Chloride	75-09-2	ug/kg	35000	210	476	119	4.5	54	13	1300	0	0	24D-0094	1 - 2 ft
o-Xylene (1,2-Dimethylbenzene)	95-47-6	ug/kg	64000		476	3	1.1	180	83	1300	0	0	24D-0209	0 - 1 ft
Styrene	100-42-5	ug/kg	600000	1200	476	2	0.35	0.82	0.59	1300	0	0	24D-0037	0 - 1 ft
TERT-BUTYL METHYL ETHER	1634-04-4	ug/kg	47000		476	0				1300	0	0		
Tetrachloroethylene (PCE)	127-18-4	ug/kg	8100	60	476	7	2.4	420	81	1300	0	2	24D-0203	1 - 2 ft
Toluene	108-88-3	ug/kg	490000	150	476	7	0.57	280	89	1300	0	2	24D-0160	1 - 2 ft
Trans-1,2-Dichloroethylene	156-60-5	ug/kg	7000	40	476	2	0.75	190	95	1300	0	1	24D-0187	0 - 1 ft
Trans-1,3-Dichloropropene	10061-02-6	ug/kg	1800		476	0				1300	0	0		
Trichloroethylene (TCE)	79-01-6	ug/kg	410	60	476	4	0.91	150	43	1300	0	1	24D-0187	0 - 1 ft
Trichlorofluoromethane	75-69-4	ug/kg	2300000	16400	476	0				1300	0	0		
Vinyl Chloride	75-01-4	ug/kg	59	30	476	0				1300	0	0		
TCL SVOCs														
1,2,4,5-TETRACHLOROBENZENE	95-94-3	ug/kg	230	180	487	0				2200	0	0		
1,4-Dioxane (P-Dioxane)	123-91-1	ug/kg	5300		487	0				870	0	0		
1-Methylnaphthalene	90-12-0	ug/kg	18	140	487	347	0.76	5800	34	2200	63	5	24D-0036	1 - 2 ft
2,3,4,6-TETRACHLOROPHENOL	58-90-2	ug/kg	190000	40	487	0				2200	0	0		
2,4,5-TRICHLOROPHENOL	95-95-4	ug/kg	630000	4000	487	0				2200	0	0		
2,4,6-TRICHLOROPHENOL	88-06-2	ug/kg	6300	9940	487	0				2200	0	0		
2,4-DICHLOROPHENOL	120-83-2	ug/kg	19000	50	487	0				2200	0	0		
2,4-DIMETHYLPHENOL	105-67-9	ug/kg	130000	40	487	1	56	56	56	2200	0	1	24D-0204	1 - 1.9 ft
2,4-DINITROPHENOL	51-28-5	ug/kg	13000	61	487	0				4300	0	0		
2,4-DINITROTOLUENE	121-14-2	ug/kg	1700	6000	487	0				2200	0	0		
2,6-DINITROTOLUENE	606-20-2	ug/kg	360	4000	487	0				2200	0	0		
2-CHLORONAPHTHALENE	91-58-7	ug/kg	480000		487	0				2200	0	0		
2-CHLOROPHENOL	95-57-8	ug/kg	39000	60	487	0				2200	0	0		
2-Methylnaphthalene	91-57-6	ug/kg	24000	29000	487	378	0.79	8800	46	2200	0	0	24D-0036	1 - 2 ft
2-METHYLPHENOL (O-CRESOL)	95-48-7	ug/kg	320000	100	487	0				4300	0	0		
2-NITROANILINE	88-74-4	ug/kg	63000	20	487	0				2200	0	0		
2-NITROPHENOL	88-75-5	ug/kg	1900000		487	0				2200	0	0		
3,3'-DICHLOROBENZIDINE	91-94-1	ug/kg	1200	30	487	1	830	830	830	4300	0	1	24D-0077	1 - 2 ft
3-NITROANILINE	99-09-2	ug/kg	25000		487	0				4300	0	0		
4,6-DINITRO-2-METHYLPHENOL	534-52-1	ug/kg	510		487	0				4300	0	0		
4-BROMOPHENYL PHENYL ETHER	101-55-3	ug/kg			487	0				2200	0	0		
4-CHLORO-3-METHYLPHENOL	59-50-7	ug/kg	630000		487	0				2200	0	0		
4-CHLOROANILINE	106-47-8	ug/kg	2700	1000	487	0				4300	0	0		
4-CHLOROPHENYL PHENYL ETHER	7005-72-3	ug/kg			487	0				2200	0	0		
4-METHYLPHENOL (P-CRESOL)	106-44-5	ug/kg	130000	80	487	6	45	400	180	4300	0	5	24D-0213	0 - 1 ft

Table 14
Phase 2 Reach Floodplain Soil Analytical Results Statistics
Phase 2 Data Evaluation Summary Memorandum
Lower Neponset River
Boston and Milton, Massachusetts

Analyte	Cas No.	Units	Human Health PAL	Ecological PAL	Number of Samples	Number of Detections	Minimum Detected Value	Maximum Detected Value	Average Detected Value	Max RDL	Number of Samples Above Human Health PAL	Number of Samples Above Ecological PAL	Location of Max. Detection	Depth of Max. Detection
4-Nitroaniline	100-01-6	ug/kg	25000		487	0				4300	0	0		
4-NITROPHENOL	100-02-7	ug/kg	1900000	5120	487	0				4300	0	0		
Acenaphthene	83-32-9	ug/kg	360000	29000	487	426	0.69	33000	130	2200	0	1	24D-0036	1 - 2 ft
ACENAPHTHYLENE	208-96-8	ug/kg	360000	29000	487	456	0.81	1100	33	2200	0	0	24D-0204	1 - 1.9 ft
Acetophenone	98-86-2	ug/kg	780000		487	18	61	2700	270	13000	0	0	24D-0036	1 - 2 ft
ANTHRACENE	120-12-7	ug/kg	1800000	29000	487	465	0.88	55000	230	6600	0	1	24D-0036	1 - 2 ft
ATRAZINE	1912-24-9	ug/kg	2400	0.05	487	0				4300	0	0		
BENZALDEHYDE	100-52-7	ug/kg	170000		487	13	71	860	330	4300	0	0	24D-0201	0 - 1 ft
BENZO(A)ANTHRACENE	56-55-3	ug/kg	1100	1100	487	483	0.82	59000	440	6600	23	23	24D-0036	1 - 2 ft
BENZO(A)PYRENE	50-32-8	ug/kg	110	1100	487	482	0.75	21000	220	2200	205	8	24D-0036	1 - 2 ft
Benzo(B)Fluoranthene	205-99-2	ug/kg	1100	1100	487	486	1.2	49000	520	6600	39	39	24D-0036	1 - 2 ft
Benzo(G,H,I)Perylene	191-24-2	ug/kg	180000	1100	487	481	0.94	2200	39	2200	0	1	24D-0036	1 - 2 ft
Benzo(K)Fluoranthene	207-08-9	ug/kg	11000	1100	487	478	0.84	18000	170	2200	1	7	24D-0036	1 - 2 ft
BENZYL BUTYL PHTHALATE	85-68-7	ug/kg	290000	590	487	17	45	200	120	2200	0	0	24D-0218	1 - 2 ft
BIPHENYL (DIPHENYL)	92-52-4	ug/kg	4700	200	487	6	55	1900	430	2200	0	2	24D-0036	1 - 2 ft
BIS(2-CHLOROETHOXY) METHANE	111-91-1	ug/kg	19000		487	0				2200	0	0		
BIS(2-CHLOROETHYL) ETHER (2-CHLOROETHYL ETHER)	111-44-4	ug/kg	230		487	0				4300	0	0		
BIS(2-CHLOROISOPROPYL) ETHER	108-60-1	ug/kg	310000		487	0				4300	0	0		
BIS(2-ETHYLHEXYL) PHTHALATE	117-81-7	ug/kg	39000	20	487	159	41	93000	1200	10000	1	159	24D-0019	0 - 1 ft
Caprolactam	105-60-2	ug/kg	3100000		487	0				4300	0	0		
CARBAZOLE	86-74-8	ug/kg	240000	70	487	112	44	20000	360	4300	0	86	24D-0036	1 - 2 ft
CHRYSENE	218-01-9	ug/kg	110000	1100	487	483	0.79	51000	450	6600	0	28	24D-0036	1 - 2 ft
DIBENZ(A,H)ANTHRACENE	53-70-3	ug/kg	110	1100	487	459	0.79	6000	68	2200	52	1	24D-0036	1 - 2 ft
Dibenzofuran	132-64-9	ug/kg	7800	150	487	56	36	20000	530	2200	1	16	24D-0036	1 - 2 ft
Diethyl Phthalate	84-66-2	ug/kg	5100000	250	487	0				2200	0	0		
DIMETHYL PHTHALATE	131-11-3	ug/kg	5100000	350	487	0				2200	0	0		
Di-N-Butyl Phthalate	84-74-2	ug/kg	630000	11	487	16	41	1400	200	2200	0	16	24D-0133	0 - 1 ft
DI-N-OCTYLPHTHALATE	117-84-0	ug/kg	63000	910	487	1	58	58	58	4300	0	0	24D-0120	0 - 0.7 ft
FLUORANTHENE	206-44-0	ug/kg	240000	1100	487	486	0.89	21000	760	6300	0	84	24D-0181	2 - 3 ft
FLUORENE	86-73-7	ug/kg	240000	29000	487	434	0.73	34000	130	2200	0	1	24D-0036	1 - 2 ft
HEXACHLOROBENZENE	118-74-1	ug/kg	78	79	487	0				2200	0	0		
Hexachlorobutadiene	87-68-3	ug/kg	1200	9	487	0				2200	0	0		
HEXACHLOROCYCLOPENTADIENE	77-47-4	ug/kg	180	1	487	0				4300	0	0		
HEXACHLOROETHANE	67-72-1	ug/kg	1800	24	487	0				2200	0	0		
INDENO(1,2,3-C,D)PYRENE	193-39-5	ug/kg	1100	1100	487	480	0.91	12000	150	2200	6	6	24D-0036	1 - 2 ft
ISOPHORONE	78-59-1	ug/kg	570000		487	0				2200	0	0		
Naphthalene	91-20-3	ug/kg	2000	29000	487	423	0.74	8900	54	2200	2	0	24D-0036	1 - 2 ft
NITROBENZENE	98-95-3	ug/kg	5100	2200	487	0				2200	0	0		
N-NITROSODI-N-PROPYLAMINE	621-64-7	ug/kg	78		487	0				2200	0	0		
N-NITROSODIPHENYLAMINE	86-30-6	ug/kg	110000	545	487	0				2200	0	0		
PENTACHLOROPHENOL	87-86-5	ug/kg	1000	2100	487	62	1.8	29	5.3	4300	0	0	24D-0214	1 - 2 ft
PHENANTHRENE	85-01-8	ug/kg	1800000	29000	487	483	0.82	36000	610	6300	0	1	24D-0181	2 - 3 ft
PHENOL	108-95-2	ug/kg	1900000	790	487	6	41	86	66	4300	0	0	24D-0020	0 - 1 ft
PYRENE	129-00-0	ug/kg	180000	1100	487	482	1.8	73000	650	6600	0	45	24D-0036	1 - 2 ft

Table 14
Phase 2 Reach Floodplain Soil Analytical Results Statistics
Phase 2 Data Evaluation Summary Memorandum
Lower Neponset River
Boston and Milton, Massachusetts

Notes:
(a) The number of samples shown and the calculation of summary statistics treated the parent and field duplicate as individual samples.

Sums and TEQ:
(a) The homolog groups sums for PCBs and PCDD/Fs were calculated by summing the detected congeners in each group; if no congeners in a group were detected, the maximum reporting detection limit for any individual congener in that homolog group was used.
(b) The concentration of total PCB congeners was calculated as the sum of detected congeners in each sample.
(c) PCDD/F TEQ and PCB Toxic Equivalency (TEQ) values were calculated by summing the detected compounds in each group that have been multiplied by their specific Toxic Equivalency Factors (TEFs); see Table 51 for more details. For any sample that did not have any detected compounds, the resulting TEQ is shown as a zero.
(d) For coelution of dioxin-like (DL) and non-DL congeners, TEF is applied to the full reported concentration.
(e) Calculated total values are inclusive of Estimated Maximum Possible Concentration (EMPC) results.

Project Action Limits (PALs):
A blank cell for the PAL indicates no PAL is available.
See Table 51 for additional details.

Analytes:
PCB - polychlorinated biphenyl
PCDD/F - polychlorinated dibenzodioxins/furans
TAL - target analyte list
TCL - target compound list
SVOCs - semi-volatile organic compounds
VOCs - volatile organic compounds

Units:
mg/kg - milligrams per kilogram
ng/g - nanograms per gram
pg/g - picograms per gram
ug/kg - micrograms per kilogram

Table 15
Depositional Area Soil Analytical Results Statistics
Phase 2 Data Evaluation Summary Memorandum
Lower Neponset River
Boston and Milton, Massachusetts

Analyte	Cas No.	Units	Human Health PAL	Ecological PAL	Number of Samples	Number of Detections	Minimum Detected Value	Maximum Detected Value	Average Detected Value	Number of Samples Above Human Health PAL	Number of Samples Above Ecological PAL	Location of Max. Detection	Depth of Max. Detection
PCDD/F													
1,2,3,4,6,7,8-HpCDD	35822-46-9	pg/g	480	315	7	7	7.03	53.1	30.3	0	0	24D-0215	0 - 1 ft
1,2,3,4,6,7,8-HpCDF	67562-39-4	pg/g	480	315	7	7	9.08	129	49	0	0	24D-0215	0 - 1 ft
1,2,3,4,7,8,9-HpCDF	55673-89-7	pg/g	480	315	7	7	0.954	4.65	2.77	0	0	24D-0215	0 - 1 ft
1,2,3,4,7,8-HxCDD	39227-28-6	pg/g	48	31.5	7	6	0.541	1.46	0.976	0	0	24D-0215	0 - 1 ft
1,2,3,4,7,8-HxCDF	70648-26-9	pg/g	48	31.5	7	7	4.6	18.6	10.2	0	0	24D-0215	0 - 1 ft
1,2,3,6,7,8-HxCDD	57653-85-7	pg/g	48	31.5	7	7	0.485	3.42	1.74	0	0	24D-0215	0 - 1 ft
1,2,3,6,7,8-HxCDF	57117-44-9	pg/g	48	31.5	7	7	1.68	8.07	4.34	0	0	24D-0215	0 - 1 ft
1,2,3,7,8,9-HxCDD	19408-74-3	pg/g	48	31.5	7	7	0.417	3.03	1.46	0	0	24D-0215	0 - 1 ft
1,2,3,7,8,9-HxCDF	72918-21-9	pg/g	48	31.5	7	0				0	0		
1,2,3,7,8-PeCDD	40321-76-4	pg/g	4.8	3.15	7	4	0.385	0.687	0.513	0	0	24D-0215	0 - 1 ft
1,2,3,7,8-PeCDF	57117-41-6	pg/g	160	105	7	7	1.24	3.49	2.23	0	0	24D-0215	0 - 1 ft
2,3,4,6,7,8-HxCDF	60851-34-5	pg/g	48	31.5	7	7	1.98	5.52	3.74	0	0	24D-0215	0 - 1 ft
2,3,4,7,8-PeCDF	57117-31-4	pg/g	16	10.5	7	7	9.73	27.5	15.2	2	6	24D-0217	0 - 1 ft
2,3,7,8-TCDD	1746-01-6	pg/g	4.8	3.15	7	0				0	0		
2,3,7,8-TCDF	51207-31-9	pg/g	48	31.5	7	7	2.59	6.97	4.27	0	0	24D-0215	0 - 1 ft
OCDD	3268-87-9	pg/g	16000	10500	7	7	39.5	351	198	0	0	24D-0215	0 - 1 ft
OCDF	39001-02-0	pg/g	16000	10500	7	7	9.42	144	54.9	0	0	24D-0215	0 - 1 ft
Total HpCDD	RA_Total_HpCDD	pg/g			7	7	13.18	91.5	54.77	0	0	24D-0215	0 - 1 ft
Total HpCDF	RA_Total_HpCDF	pg/g			7	7	15.396	170.39	74.129	0	0	24D-0215	0 - 1 ft
Total HxCDD	RA_Total_HxCDD	pg/g	100		7	7	4.071	24.36	13.562	0	0	24D-0215	0 - 1 ft
Total HxCDF	RA_Total_HxCDF	pg/g			7	7	22.553	95.367	55.477	0	0	24D-0215	0 - 1 ft
Total PeCDD	RA_Total_PeCDD	pg/g			7	6	0.509	5.465	2.364	0	0	24D-0215	0 - 1 ft
Total PeCDF	RA_Total_PeCDF	pg/g			7	7	53.379	123.712	81.4171	0	0	24D-0217	0 - 1 ft
Total TCDD	RA_Total_TCDD	pg/g			7	5	0.374	2.077	1.033	0	0	24D-0215	0 - 1 ft
Total TCDF	RA_Total_TCDF	pg/g			7	7	69.885	216.47	122.434	0	0	24D-0215	0 - 1 ft
Total PCDD/F TEQ (Bird)	RA-TEQ-B-DF	pg/g			7	7	14.50988	35.53578	22.602083	0	0	24D-0217	0 - 1 ft
Total PCDD/F TEQ (Fish)	RA-TEQ-F-DF	pg/g			7	7	6.867512	16.8192	11.07287	0	0	24D-0217	0 - 1 ft
Total PCDD/F TEQ (Mammal)	RA-TEQ-M-DF	pg/g			7	7	4.857416	12.3333	8.477618	0	0	24D-0215	0 - 1 ft
PCB Congeners													
PCB-001	2051-60-7	ng/g	230	41	7	7	6.28	343	66	1	2	24D-0216	1 - 1.5 ft
PCB-002	2051-61-8	ng/g	230	41	7	1	4.78	4.78	4.78	0	0	24D-0216	1 - 1.5 ft
PCB-003	2051-62-9	ng/g	230	41	7	7	2.29	129	23.4	0	1	24D-0216	1 - 1.5 ft
PCB-004/010	PCB-4/10	ng/g	230	41	7	7	56.7	559	227	3	7	24D-0216	1 - 1.5 ft
PCB-005/008	PCB-5/8	ng/g	230	41	7	7	35.4	411	148	1	6	24D-0216	1 - 1.5 ft
PCB-006	25569-80-6	ng/g	230	41	7	7	13.6	89	36.1	0	2	24D-0216	1 - 1.5 ft
PCB-007/009	PCB-7/9	ng/g	230	41	7	7	2.33	19.6	7.95	0	0	24D-0216	1 - 1.5 ft
PCB-011	2050-67-1	ng/g	230	41	7	7	2.7	21.5	8.24	0	0	24D-0216	1 - 1.5 ft
PCB-012/013	PCB-12/13	ng/g	230	41	7	7	13	73.2	29.8	0	2	24D-0216	1 - 1.5 ft
PCB-014	34883-41-5	ng/g	230	41	7	0				0	0		
PCB-015	2050-68-2	ng/g	230	41	7	7	244	1100	515	7	7	24D-0216	0 - 1 ft
PCB-016/032	PCB-16/32	ng/g	230	41	7	7	187	741	414	6	7	24D-0216	0 - 1 ft
PCB-017	37680-66-3	ng/g	230	41	7	7	56.6	264	152	1	7	24D-0216	1 - 1.5 ft
PCB-018	37680-65-2	ng/g	230	41	7	7	46.7	169	115	0	7	24D-0216	1 - 1.5 ft
PCB-019	38444-73-4	ng/g	230	41	7	7	40.6	594	207	2	6	24D-0216	0 - 1 ft
PCB-020/021/033	PCB-20/21/33	ng/g	230	41	7	7	33.8	82.2	56.8	0	5	24D-0215	0 - 1 ft
PCB-022	38444-85-8	ng/g	230	41	7	7	56.8	197	109	0	7	24D-0215	0 - 1 ft
PCB-023/034	PCB-23/34	ng/g	230	41	7	7	2.03	4.89	2.91	0	0	24D-0215	0 - 1 ft
PCB-024/027	PCB-24/27	ng/g	230	41	7	7	29.9	203	88.6	0	6	24D-0216	0 - 1 ft
PCB-025	55712-37-3	ng/g	230	41	7	7	48.4	199	99.1	0	7	24D-0216	0 - 1 ft
PCB-026	38444-81-4	ng/g	230	41	7	7	97.8	342	182	2	7	24D-0216	0 - 1 ft
PCB-028	7012-37-5	ng/g	230	41	7	7	392	1560	884	7	7	24D-0215	0 - 1 ft
PCB-029	15862-07-4	ng/g	230	41	7	3	0.747	1.06	0.867	0	0	24D-0216	0 - 1 ft
PCB-030	35693-92-6	ng/g	230	41	7	2	0.636	0.915	0.776	0	0	24D-0216	0 - 1 ft
PCB-031	16606-02-3	ng/g	230	41	7	7	144	599	304	4	7	24D-0216	0 - 1 ft
PCB-035	37680-69-6	ng/g	230	41	7	7	1.75	7.9	5.57	0	0	24D-0216	0 - 1 ft
PCB-036	38444-87-0	ng/g	230	41	7	0				0	0		
PCB-037	38444-90-5	ng/g	230	41	7	7	73	335	163	1	7	24D-0215	0 - 1 ft
PCB-038	53555-66-1	ng/g	230	41	7	1	10.5	10.5	10.5	0	0	24D-0215	0 - 1 ft
PCB-039	38444-88-1	ng/g	230	41	7	5	1.16	3.49	1.91	0	0	24D-0216	0 - 1 ft
PCB-040	38444-93-8	ng/g	230	41	7	7	21.2	146	61.7	0	4	24D-0215	0 - 1 ft
PCB-041/064	PCB-41/64	ng/g	230	41	7	7	108	616	277	3	7	24D-0215	0 - 1 ft
PCB-042	36559-22-5	ng/g	230	41	7	7	83.7	451	222	3	7	24D-0215	0 - 1 ft

Table 15
Depositional Area Soil Analytical Results Statistics
Phase 2 Data Evaluation Summary Memorandum
Lower Neponset River
Boston and Milton, Massachusetts

Analyte	Cas No.	Units	Human Health PAL	Ecological PAL	Number of Samples	Number of Detections	Minimum Detected Value	Maximum Detected Value	Average Detected Value	Number of Samples Above Human Health PAL	Number of Samples Above Ecological PAL	Location of Max. Detection	Depth of Max. Detection
PCDD/F													
PCB-043/049	PCB-43/49	ng/g	230	41	7	7	269	1410	704	7	7	24D-0215	0 - 1 ft
PCB-044	41464-39-5	ng/g	230	41	7	7	163	1010	447	6	7	24D-0215	0 - 1 ft
PCB-045	70362-45-7	ng/g	230	41	7	7	28.3	156	75.7	0	5	24D-0215	0 - 1 ft
PCB-046	41464-47-5	ng/g	230	41	7	7	11.2	56.7	29.6	0	2	24D-0215	0 - 1 ft
PCB-047/048/075	PCB-47/48/75	ng/g	230	41	7	7	206	1040	533	6	7	24D-0215	0 - 1 ft
PCB-050	62796-65-0	ng/g	230	41	7	7	2.11	12.1	5.51	0	0	24D-0216	0 - 1 ft
PCB-051	68194-04-7	ng/g	230	41	7	7	29	128	72.2	0	5	24D-0215	0 - 1 ft
PCB-052/073	PCB-52/73	ng/g	230	41	7	7	227	1380	613	6	7	24D-0215	0 - 1 ft
PCB-053	41464-41-9	ng/g	230	41	7	7	54.2	247	136	1	7	24D-0215	0 - 1 ft
PCB-054	15968-05-5	ng/g	230	41	7	7	2.23	26.5	9.55	0	0	24D-0216	0 - 1 ft
PCB-055	74338-24-2	ng/g	230	41	7	7	1.63	14.2	4.66	0	0	24D-0215	0 - 1 ft
PCB-056/060	PCB-56/60	ng/g	230	41	7	7	103	815	280	3	7	24D-0215	0 - 1 ft
PCB-057	70424-67-8	ng/g	230	41	7	7	1.59	8.55	4.27	0	0	24D-0215	0 - 1 ft
PCB-058	41464-49-7	ng/g	230	41	7	7	0.828	3.94	1.92	0	0	24D-0215	0 - 1 ft
PCB-059	74472-33-6	ng/g	230	41	7	7	16	92.1	44.3	0	3	24D-0215	0 - 1 ft
PCB-061/074	PCB-61/74	ng/g	230	41	7	7	114	681	275	3	7	24D-0215	0 - 1 ft
PCB-062	54230-22-7	ng/g	230	41	7	0				0	0		
PCB-063	74472-34-7	ng/g	230	41	7	7	13.4	67.9	31.7	0	1	24D-0215	0 - 1 ft
PCB-065	33284-54-7	ng/g	230	41	7	0				0	0		
PCB-066/080	PCB-66/80	ng/g	230	41	7	7	212	1380	531	6	7	24D-0215	0 - 1 ft
PCB-067	73575-53-8	ng/g	230	41	7	7	8.22	47.2	19.9	0	1	24D-0215	0 - 1 ft
PCB-068	73575-52-7	ng/g	230	41	7	3	5.36	7.39	6.21	0	0	24D-0216	0 - 1 ft
PCB-069	60233-24-1	ng/g	230	41	7	6	1.23	4.39	2.53	0	0	24D-0216	0 - 1 ft
PCB-070	32598-11-1	ng/g	230	41	7	7	158	1070	440	6	7	24D-0215	0 - 1 ft
PCB-071	41464-46-4	ng/g	230	41	7	7	67.3	401	171	1	7	24D-0215	0 - 1 ft
PCB-072	41464-42-0	ng/g	230	41	7	7	3.73	13.7	7.8	0	0	24D-0216	0 - 1 ft
PCB-076	70362-48-0	ng/g	230	41	7	0				0	0		
PCB-077	32598-13-3	ng/g	38	41	7	7	28.6	133	58.6	5	5	24D-0215	0 - 1 ft
PCB-078	70362-49-1	ng/g	230	41	7	1	2.54	2.54	2.54	0	0	24D-0215	0 - 1 ft
PCB-079	41464-48-6	ng/g	230	41	7	1	0.362	0.362	0.362	0	0	24D-0216	0 - 1 ft
PCB-081	70362-50-4	ng/g	12	41	7	7	1.74	15.2	4.97	1	0	24D-0215	0 - 1 ft
PCB-082	52663-62-4	ng/g	230	41	7	7	13.6	99.8	35.1	0	2	24D-0215	0 - 1 ft
PCB-083/109	PCB-83/109	ng/g	230	41	7	7	6.88	40	16.3	0	0	24D-0215	0 - 1 ft
PCB-084	52663-60-2	ng/g	230	41	7	7	26	183	71.4	0	4	24D-0215	0 - 1 ft
PCB-085/120	PCB-85/120	ng/g	230	41	7	7	28.7	189	68.4	0	4	24D-0215	0 - 1 ft
PCB-086/097	PCB-86/97	ng/g	230	41	7	7	36.2	235	86.4	1	6	24D-0215	0 - 1 ft
PCB-087/115/116	PCB-87/115/116	ng/g	230	41	7	7	44	337	115	1	7	24D-0215	0 - 1 ft
PCB-088/121	PCB-88/121	ng/g	230	41	7	6	0.624	4.64	1.65	0	0	24D-0215	0 - 1 ft
PCB-089/090/101	PCB-89/90/101	ng/g	230	41	7	7	90.3	606	223	2	7	24D-0215	0 - 1 ft
PCB-091	68194-05-8	ng/g	230	41	7	7	28.7	160	68.2	0	5	24D-0215	0 - 1 ft
PCB-092	52663-61-3	ng/g	230	41	7	7	17.2	99.3	40.8	0	3	24D-0215	0 - 1 ft
PCB-093/095	PCB-93/95	ng/g	230	41	7	7	67.3	463	179	1	7	24D-0215	0 - 1 ft
PCB-094	73575-55-0	ng/g	230	41	7	7	1.74	9.6	4.14	0	0	24D-0215	0 - 1 ft
PCB-096	73575-54-9	ng/g	230	41	7	7	2.34	15.6	6.66	0	0	24D-0215	0 - 1 ft
PCB-098/102	PCB-98/102	ng/g	230	41	7	7	9.14	56.8	22.7	0	1	24D-0215	0 - 1 ft
PCB-099	38380-01-7	ng/g	230	41	7	7	64.3	392	153	1	7	24D-0215	0 - 1 ft
PCB-100	39485-83-1	ng/g	230	41	7	7	1.58	5.71	3.23	0	0	24D-0215	0 - 1 ft
PCB-103	60145-21-3	ng/g	230	41	7	7	2.05	7.78	4.13	0	0	24D-0215	0 - 1 ft
PCB-104	56558-16-8	ng/g	230	41	7	1	0.404	0.404	0.404	0	0	24D-0216	0 - 1 ft
PCB-105/127	PCB-105/127	ng/g	120	41	7	7	44.5	244	106	2	7	24D-0215	0 - 1 ft
PCB-106/118	PCB-106/118	ng/g	120	41	7	7	105	464	216	6	7	24D-0215	0 - 1 ft
PCB-107/108	PCB-107/108	ng/g	230	41	7	7	9.85	39.9	19.4	0	0	24D-0215	0 - 1 ft
PCB-110	38380-03-9	ng/g	230	41	7	7	125	636	271	3	7	24D-0215	0 - 1 ft
PCB-111/117	PCB-111/117	ng/g	230	41	7	0				0	0		
PCB-112	74472-36-9	ng/g	230	41	7	7	0.81	2.96	1.42	0	0	24D-0215	0 - 1 ft
PCB-113	68194-10-5	ng/g	230	41	7	3	0.948	1.54	1.22	0	0	24D-0216	0 - 1 ft
PCB-114	74472-37-0	ng/g	120	41	7	7	3.71	18	8.16	0	0	24D-0215	0 - 1 ft
PCB-119	56558-17-9	ng/g	230	41	7	7	4.94	19.9	9.83	0	0	24D-0215	0 - 1 ft
PCB-122	76842-07-4	ng/g	230	41	7	7	1.49	10.1	3.86	0	0	24D-0215	0 - 1 ft
PCB-123	65510-44-3	ng/g	120	41	7	7	3.26	16.1	6.81	0	0	24D-0215	0 - 1 ft
PCB-124	70424-70-3	ng/g	230	41	7	7	3.18	20.1	7.73	0	0	24D-0215	0 - 1 ft
PCB-125	74472-39-2	ng/g	230	41	7	6	0.922	4.12	1.94	0	0	24D-0215	0 - 1 ft

Table 15
Depositional Area Soil Analytical Results Statistics
Phase 2 Data Evaluation Summary Memorandum
Lower Neponset River
Boston and Milton, Massachusetts

Analyte	Cas No.	Units	Human Health PAL	Ecological PAL	Number of Samples	Number of Detections	Minimum Detected Value	Maximum Detected Value	Average Detected Value	Number of Samples Above Human Health PAL	Number of Samples Above Ecological PAL	Location of Max. Detection	Depth of Max. Detection
PCDD/F													
PCB-126	57465-28-8	ng/g	0.036	41	7	4	0.889	2.26	1.3	4	0	24D-0217	0 - 1 ft
PCB-128	38380-07-3	ng/g	230	41	7	7	7.24	25.6	13.8	0	0	24D-0217	0 - 1 ft
PCB-129	55215-18-4	ng/g	230	41	7	7	1.99	7.66	4.05	0	0	24D-0215	0 - 1 ft
PCB-130	52663-66-8	ng/g	230	41	7	7	2.75	8.55	5.07	0	0	24D-0215	0 - 1 ft
PCB-131/142	PCB-131/142	ng/g	230	41	7	7	0.649	2.55	1.2	0	0	24D-0215	0 - 1 ft
PCB-132/168	PCB-132/168	ng/g	230	41	7	7	12.9	48.5	24.2	0	1	24D-0215	0 - 1 ft
PCB-133	35694-04-3	ng/g	230	41	7	7	0.719	1.92	1.24	0	0	24D-0215	0 - 1 ft
PCB-134	52704-70-8	ng/g	230	41	7	7	2.14	8.48	4.12	0	0	24D-0215	0 - 1 ft
PCB-135/144	PCB-135/144	ng/g	230	41	7	7	5.78	24.5	11.2	0	0	24D-0215	0 - 1 ft
PCB-136	38411-22-2	ng/g	230	41	7	7	4.3	21.7	9.11	0	0	24D-0215	0 - 1 ft
PCB-137	35694-06-5	ng/g	230	41	7	7	2.69	9.98	5.41	0	0	24D-0215	0 - 1 ft
PCB-138/163/164	PCB-138/163/164	ng/g	230	41	7	7	41	134	76.7	0	6	24D-0215	0 - 1 ft
PCB-139/149	PCB-139/149	ng/g	230	41	7	7	25.5	102	49.3	0	3	24D-0215	0 - 1 ft
PCB-140	59291-64-4	ng/g	230	41	7	2	0.666	0.853	0.76	0	0	24D-0215	0 - 1 ft
PCB-141	52712-04-6	ng/g	230	41	7	7	6.2	25.6	12.5	0	0	24D-0215	0 - 1 ft
PCB-143	68194-15-0	ng/g	230	41	7	6	0.245	1.12	0.561	0	0	24D-0215	0 - 1 ft
PCB-145	74472-40-5	ng/g	230	41	7	1	0.235	0.235	0.235	0	0	24D-0215	0 - 1 ft
PCB-146	51908-16-8	ng/g	230	41	7	7	4.84	14.2	8.34	0	0	24D-0215	0 - 1 ft
PCB-147	68194-13-8	ng/g	230	41	7	7	1.65	4.59	2.84	0	0	24D-0215	0 - 1 ft
PCB-148	74472-41-6	ng/g	230	41	7	2	0.271	0.279	0.275	0	0	24D-0216	0 - 1 ft
PCB-150	68194-08-1	ng/g	230	41	7	5	0.166	0.345	0.248	0	0	24D-0216	0 - 1 ft
PCB-151	52663-63-5	ng/g	230	41	7	7	6.49	27.9	12.9	0	0	24D-0215	0 - 1 ft
PCB-152	68194-09-2	ng/g	230	41	7	5	0.226	0.636	0.399	0	0	24D-0215	0 - 1 ft
PCB-153	35065-27-1	ng/g	230	41	7	7	26.8	90.8	49.6	0	4	24D-0215	0 - 1 ft
PCB-154	60145-22-4	ng/g	230	41	7	7	0.785	2.02	1.35	0	0	24D-0215	0 - 1 ft
PCB-155	33979-03-2	ng/g	230	41	7	0				0	0		
PCB-156	38380-08-4	ng/g	120	41	7	7	4.35	18.7	8.65	0	0	24D-0217	0 - 1 ft
PCB-157	69782-90-7	ng/g	120	41	7	7	1.18	4.72	2.3	0	0	24D-0217	0 - 1 ft
PCB-158/160	PCB-158/160	ng/g	230	41	7	7	4.17	14.5	8.08	0	0	24D-0215 24D-0217	0 - 1 ft 0 - 1 ft
PCB-159	39635-35-3	ng/g	230	41	7	4	0.342	0.745	0.478	0	0	24D-0217	0 - 1 ft
PCB-161	74472-43-8	ng/g	230	41	7	0				0	0		
PCB-162	39635-34-2	ng/g	230	41	7	4	0.302	0.869	0.467	0	0	24D-0217	0 - 1 ft
PCB-165	74472-46-1	ng/g	230	41	7	0				0	0		
PCB-166	41411-63-6	ng/g	230	41	7	4	0.275	0.823	0.454	0	0	24D-0217	0 - 1 ft
PCB-167	52663-72-6	ng/g	120	41	7	7	1.33	6.01	3.05	0	0	24D-0217	0 - 1 ft
PCB-169	32774-16-6	ng/g	0.12	41	7	0				0	0		
PCB-170/190	PCB-170/190	ng/g	230	41	7	7	10.3	29	15.7	0	0	24D-0217	0 - 1 ft
PCB-171	52663-71-5	ng/g	230	41	7	7	2.16	6.13	3.61	0	0	24D-0217	0 - 1 ft
PCB-172/192	PCB-172/192	ng/g	230	41	7	6	1.2	3.19	1.95	0	0	24D-0217	0 - 1 ft
PCB-173	68194-16-1	ng/g	230	41	7	2	0.564	0.593	0.579	0	0	24D-0215	0 - 1 ft
PCB-174	38411-25-5	ng/g	230	41	7	7	7.52	21.5	12.5	0	0	24D-0217	0 - 1 ft
PCB-175	40186-70-7	ng/g	230	41	7	6	0.305	0.738	0.503	0	0	24D-0217	0 - 1 ft
PCB-176	52663-65-7	ng/g	230	41	7	7	0.844	2.65	1.46	0	0	24D-0215	0 - 1 ft
PCB-177	52663-70-4	ng/g	230	41	7	7	4.38	11.9	7.28	0	0	24D-0217	0 - 1 ft
PCB-178	52663-67-9	ng/g	230	41	7	7	1.46	4.07	2.52	0	0	24D-0215	0 - 1 ft
PCB-179	52663-64-6	ng/g	230	41	7	7	2.72	8.51	4.69	0	0	24D-0215	0 - 1 ft
PCB-180	35065-29-3	ng/g	230	41	7	7	17.5	48.7	27.5	0	1	24D-0217	0 - 1 ft
PCB-181	74472-47-2	ng/g	230	41	7	0				0	0		
PCB-182/187	PCB-182/187	ng/g	230	41	7	7	8.59	22	13.9	0	0	24D-0217	0 - 1 ft
PCB-183	52663-69-1	ng/g	230	41	7	7	3.72	10	6.18	0	0	24D-0217	0 - 1 ft
PCB-184	74472-48-3	ng/g	230	41	7	0				0	0		
PCB-185	52712-05-7	ng/g	230	41	7	7	0.924	2.47	1.5	0	0	24D-0217	0 - 1 ft
PCB-186	74472-49-4	ng/g	230	41	7	0				0	0		
PCB-188	74487-85-7	ng/g	230	41	7	0				0	0		
PCB-189	39635-31-9	ng/g	130	41	7	7	0.399	1.19	0.645	0	0	24D-0217	0 - 1 ft
PCB-191	74472-50-7	ng/g	230	41	7	7	0.301	0.895	0.52	0	0	24D-0217	0 - 1 ft
PCB-193	69782-91-8	ng/g	230	41	7	7	0.815	2.16	1.26	0	0	24D-0217	0 - 1 ft
PCB-194	35694-08-7	ng/g	230	41	7	7	8.05	46.4	15.7	0	1	24D-0217	0 - 1 ft
PCB-195	52663-78-2	ng/g	230	41	7	7	2.09	5.51	3.12	0	0	24D-0217	0 - 1 ft
PCB-196/203	PCB-196/203	ng/g	230	41	7	7	5.72	15.2	8.88	0	0	24D-0217	0 - 1 ft
PCB-197	33091-17-7	ng/g	230	41	7	1	0.404	0.404	0.404	0	0	24D-0217	0 - 1 ft

Table 15
Depositional Area Soil Analytical Results Statistics
Phase 2 Data Evaluation Summary Memorandum
Lower Neponset River
Boston and Milton, Massachusetts

Analyte	Cas No.	Units	Human Health PAL	Ecological PAL	Number of Samples	Number of Detections	Minimum Detected Value	Maximum Detected Value	Average Detected Value	Number of Samples Above Human Health PAL	Number of Samples Above Ecological PAL	Location of Max. Detection	Depth of Max. Detection
PCDD/F													
PCB-198	68194-17-2	ng/g	230	41	7	3	0.464	0.792	0.611	0	0	24D-0215	0 - 1 ft
PCB-199	52663-75-9	ng/g	230	41	7	7	4.67	12.3	7.14	0	0	24D-0217	0 - 1 ft
PCB-200	52663-73-7	ng/g	230	41	7	7	0.561	1.55	0.954	0	0	24D-0217	0 - 1 ft
PCB-201	40186-71-8	ng/g	230	41	7	7	0.517	1.4	0.83	0	0	24D-0217	0 - 1 ft
PCB-202	2136-99-4	ng/g	230	41	7	7	0.901	1.78	1.22	0	0	24D-0217	0 - 1 ft
PCB-204	74472-52-9	ng/g	230	41	7	0				0	0		
PCB-205	74472-53-0	ng/g	230	41	7	2	0.658	0.886	0.772	0	0	24D-0217	0 - 1 ft
PCB-206	40186-72-9	ng/g	230	41	7	7	1.84	4.82	3.07	0	0	24D-0217	0 - 1 ft
PCB-207	52663-79-3	ng/g	230	41	7	3	0.3	0.483	0.395	0	0	24D-0217	0 - 1 ft
PCB-208	52663-77-1	ng/g	230	41	7	7	0.448	0.99	0.7	0	0	24D-0217	0 - 1 ft
PCB-209	2051-24-3	ng/g	230	41	7	7	0.494	1.17	0.706	0	0	24D-0215	0 - 1 ft
Total Decachlorobiphenyls	RA_Total_DECPCB	ng/g	230	41	7	7	0.494	1.17	0.706	0	0	24D-0215	0 - 1 ft
Total Dichlorobiphenyls	RA_Total_DIPCB	ng/g	230	41	7	7	388.98	2213.3	972.55	7	7	24D-0216	1 - 1.5 ft
Total Heptachlorobiphenyls	RA_Total_HEPPCB	ng/g	230	41	7	7	63.248	173.367	101.433	0	7	24D-0217	0 - 1 ft
Total Hexachlorobiphenyls	RA_Total_HEXPCB	ng/g	230	41	7	7	165.488	593.333	317.139	4	7	24D-0215	0 - 1 ft
Total Monochlorobiphenyls	RA_Total_MONPCB	ng/g	230	41	7	7	8.57	476.78	90.093	1	2	24D-0216	1 - 1.5 ft
Total Nonachlorobiphenyls	RA_Total_NONPCB	ng/g	230	41	7	7	2.288	6.293	3.944	0	0	24D-0217	0 - 1 ft
Total Octachlorobiphenyls	RA_Total_OCTPCB	ng/g	230	41	7	7	23.139	86.007	38.373	0	2	24D-0217	0 - 1 ft
Total Pentachlorobiphenyls	RA_Total_PENPCB	ng/g	230	41	7	7	744.729	4379.41	1751.68	7	7	24D-0215	0 - 1 ft
Total Tetrachlorobiphenyls	RA_Total_TETPCB	ng/g	230	41	7	7	1969.94	11392	5066.94	7	7	24D-0215	0 - 1 ft
Total Trichlorobiphenyls	RA_Total_TRICPB	ng/g	230	41	7	7	1370.5	4886.36	2785.1	7	7	24D-0216	0 - 1 ft
Total PCB Congeners	RA_Tot_PCB_Cong	ng/g	120	41	7	7	5290.08	20883.9	11128	7	7	24D-0215	0 - 1 ft
Total PCB TEQ (Bird)	RA-TEQ-B-PCB	ng/g			7	7	1.64065408	8.20242639	3.51690168	0	0	24D-0215	0 - 1 ft
Total PCB TEQ (Fish)	RA-TEQ-F-PCB	ng/g			7	7	0.00470819	0.024705795	0.013816676	0	0	24D-0215	0 - 1 ft
Total PCB TEQ (Mammal)	RA-TEQ-M-PCB	ng/g			7	7	0.00844114	0.2529616	0.092160059	0	0	24D-0217	0 - 1 ft
TAL Metals and Mercury													
Aluminum	7429-90-5	mg/kg	7700		7	7	3700	7100	5300	0	0	24D-0215	1 - 1.5 ft
Antimony	7440-36-0	mg/kg	3.1	0.27	7	1	2.4	2.4	2.4	0	1	24D-0215	0 - 1 ft
Arsenic	7440-38-2	mg/kg	0.68	18	7	7	0.93	1.8	1.3	7	0	24D-0217	0 - 1 ft
Barium	7440-39-3	mg/kg	1500	110	7	7	16	30	22	0	0	24D-0215	1 - 1.5 ft
Beryllium	7440-41-7	mg/kg	16	2.5	7	0				0	0		
Cadmium	7440-43-9	mg/kg	0.71	0.36	7	0				0	0		
Calcium	7440-70-2	mg/kg			7	7	1400	5900	2800	0	0	24D-0215	1 - 1.5 ft
Chromium, Total	7440-47-3	mg/kg	0.95	23	7	7	4.3	15	9.4	7	0	24D-0215	1 - 1.5 ft
Cobalt	7440-48-4	mg/kg	2.3	13	7	7	1.7	4.4	3	6	0	24D-0215	1 - 1.5 ft
Copper	7440-50-8	mg/kg	310	28	7	7	27	150	73	0	6	24D-0216	0 - 1 ft
Iron	7439-89-6	mg/kg	5500		7	7	12000	21000	15000	7	0	24D-0216	0 - 1 ft
Lead	7439-92-1	mg/kg	200	11	7	7	29	73	49	0	7	24D-0217	0 - 1 ft
Magnesium	7439-95-4	mg/kg			7	7	1800	5800	3400	0	0	24D-0216	1 - 1.5 ft
Manganese	7439-96-5	mg/kg	180	220	7	7	120	580	290	6	6	24D-0215	1 - 1.5 ft
Mercury	7439-97-6	mg/kg	2.3	0.013	7	2	0.25	8.2	4.2	1	2	24D-0215	0 - 1 ft
Nickel	7440-02-0	mg/kg	140	38	7	7	3.3	7.7	5	0	0	24D-0216	0 - 1 ft
Potassium	7440-09-7	mg/kg			7	7	98	690	300	0	0	24D-0215	1 - 1.5 ft
Selenium	7782-49-2	mg/kg	39	0.52	7	0				0	0		
Silver	7440-22-4	mg/kg	39	4.2	7	5	0.05	0.094	0.071	0	0	24D-0215	0 - 1 ft
Sodium	7440-23-5	mg/kg			7	7	110	160	130	0	0	24D-0216	0 - 1 ft
Thallium	7440-28-0	mg/kg	0.078	0.05	7	2	0.029	0.06	0.045	0	1	24D-0215	0 - 1 ft
Vanadium	7440-62-2	mg/kg	39	7.8	7	7	5	9.4	6.8	0	2	24D-0215	0 - 1 ft
Zinc	7440-66-6	mg/kg	2300	46	7	7	38	120	74	0	6	24D-0217	0 - 1 ft
TCL VOCs													
1,1,1-Trichloroethane (TCA)	71-55-6	ug/kg	810000	40	6	0				0	0		
1,1,2,2-TETRACHLOROETHANE	79-34-5	ug/kg	600	127	6	0				0	0		
1,1,2-TRICHLORO-1,2,2-TRIFLUOROETHANE	76-13-1	ug/kg	670000		6	0				0	0		
1,1,2-Trichloroethane	79-00-5	ug/kg	150	320	6	0				0	0		
1,1-Dichloroethane	75-34-3	ug/kg	3600	140	6	0				0	0		
1,1-Dichloroethene	75-35-4	ug/kg	480	40	6	0				0	0		
1,2,3-Trichlorobenzene	87-61-6	ug/kg	6300	20000	6	0				0	0		
1,2,3-TRICHLOROPROPANE	96-18-4	ug/kg	5.1		6	0				0	0		
1,2,4-TRICHLOROBENZENE	120-82-1	ug/kg	5800	270	6	0				0	0		
1,2,4-Trimethylbenzene	95-63-6	ug/kg	30000	90	6	0				0	0		
1,2-Dibromo-3-Chloropropane	96-12-8	ug/kg	5.3		6	0				0	0		
1,2-Dibromoethane (Ethylene Dibromide)	106-93-4	ug/kg	36		6	0				0	0		

Table 15
Depositional Area Soil Analytical Results Statistics
Phase 2 Data Evaluation Summary Memorandum
Lower Neponset River
Boston and Milton, Massachusetts

Analyte	Cas No.	Units	Human Health PAL	Ecological PAL	Number of Samples	Number of Detections	Minimum Detected Value	Maximum Detected Value	Average Detected Value	Number of Samples Above Human Health PAL	Number of Samples Above Ecological PAL	Location of Max. Detection	Depth of Max. Detection
PCDD/F													
1,2-Dichlorobenzene	95-50-1	ug/kg	180000	90	6	0				0	0		
1,2-Dichloroethane	107-06-2	ug/kg	460	400	6	0				0	0		
1,2-DICHLOROPROPANE	78-87-5	ug/kg	1600	280	6	0				0	0		
1,3,5-Trimethylbenzene (Mesitylene)	108-67-8	ug/kg	27000	160	6	0				0	0		
1,3-DICHLOROBENZENE	541-73-1	ug/kg	2600	80	6	0				0	0		
1,4-DICHLOROBENZENE	106-46-7	ug/kg	2600	880	6	0				0	0		
2-HEXANONE	591-78-6	ug/kg	20000	360	6	0				0	0		
ACETONE	67-64-1	ug/kg	7000000	1200	6	0				0	0		
Benzene	71-43-2	ug/kg	1200	120	6	0				0	0		
BROMOCHLOROMETHANE	74-97-5	ug/kg	15000		6	0				0	0		
BROMODICHLOROMETHANE	75-27-4	ug/kg	290		6	0				0	0		
BROMOFORM	75-25-2	ug/kg	19000	70	6	0				0	0		
BROMOMETHANE	74-83-9	ug/kg	680	2	6	0				0	0		
CARBON DISULFIDE	75-15-0	ug/kg	77000	5	6	0				0	0		
CARBON TETRACHLORIDE	56-23-5	ug/kg	650	50	6	0				0	0		
Chlorobenzene	108-90-7	ug/kg	28000	2400	6	0				0	0		
CHLOROETHANE	75-00-3	ug/kg	540000		6	0				0	0		
Chloroform	67-66-3	ug/kg	320	50	6	1	1.6	1.6	1.6	0	0	24D-0215	1 - 1.5 ft
CHLOROMETHANE	74-87-3	ug/kg	11000		6	0				0	0		
CIS-1,2-DICHLOROETHYLENE	156-59-2	ug/kg	6300	40	6	0				0	0		
cis-1,3-Dichloropropene	10061-01-5	ug/kg	1800		6	0				0	0		
Cyclohexane	110-82-7	ug/kg	650000		6	0				0	0		
DIBROMOCHLOROMETHANE	124-48-1	ug/kg	8300		6	0				0	0		
Dichlorodifluoromethane	75-71-8	ug/kg	8700		6	0				0	0		
Ethylbenzene	100-41-4	ug/kg	5800	270	6	0				0	0		
Isopropylbenzene (Cumene)	98-82-8	ug/kg	190000	40	6	0				0	0		
m,p-Xylene	179601-23-1	ug/kg	55000		6	0				0	0		
METHYL ACETATE	79-20-9	ug/kg	7800000		6	0				0	0		
Methyl Ethyl Ketone (2-Butanone)	78-93-3	ug/kg	2700000	1000	6	0				0	0		
METHYL ISOBUTYL KETONE (4-METHYL-2-PENTANONE)	108-10-1	ug/kg	3300000		6	0				0	0		
Methylcyclohexane	108-87-2	ug/kg	9800		6	0				0	0		
Methylene Chloride	75-09-2	ug/kg	35000	210	6	1	15	15	15	0	0	24D-0215	0 - 1 ft
o-Xylene (1,2-Dimethylbenzene)	95-47-6	ug/kg	64000		6	0				0	0		
Styrene	100-42-5	ug/kg	600000	1200	6	0				0	0		
TERT-BUTYL METHYL ETHER	1634-04-4	ug/kg	47000		6	0				0	0		
Tetrachloroethylene (PCE)	127-18-4	ug/kg	8100	60	6	0				0	0		
Toluene	108-88-3	ug/kg	490000	150	6	1	2.8	2.8	2.8	0	0	24D-0215	1 - 1.5 ft
Trans-1,2-Dichloroethylene	156-60-5	ug/kg	7000	40	6	0				0	0		
Trans-1,3-Dichloropropene	10061-02-6	ug/kg	1800		6	0				0	0		
Trichloroethylene (TCE)	79-01-6	ug/kg	410	60	6	0				0	0		
Trichlorofluoromethane	75-69-4	ug/kg	2300000	16400	6	0				0	0		
Vinyl Chloride	75-01-4	ug/kg	59	30	6	0				0	0		
TCL SVOCs													
1,2,4,5-TETRACHLOROBENZENE	95-94-3	ug/kg	230	180	7	0				0	0		
1,4-Dioxane (P-Dioxane)	123-91-1	ug/kg	5300		7	0				0	0		
1-Methylnaphthalene	90-12-0	ug/kg	18	140	7	7	2.9	2000	370	4	2	24D-0216	1 - 1.5 ft
2,3,4,6-TETRACHLOROPHENOL	58-90-2	ug/kg	190000	40	7	0				0	0		
2,4,5-TRICHLOROPHENOL	95-95-4	ug/kg	630000	4000	7	0				0	0		
2,4,6-TRICHLOROPHENOL	88-06-2	ug/kg	6300	9940	7	0				0	0		
2,4-DICHLOROPHENOL	120-83-2	ug/kg	19000	50	7	0				0	0		
2,4-DIMETHYLPHENOL	105-67-9	ug/kg	130000	40	7	1	120	120	120	0	1	24D-0216	1 - 1.5 ft
2,4-DINITROPHENOL	51-28-5	ug/kg	13000	61	7	0				0	0		
2,4-DINITROTOLUENE	121-14-2	ug/kg	1700	6000	7	0				0	0		
2,6-DINITROTOLUENE	606-20-2	ug/kg	360	4000	7	0				0	0		
2-CHLORONAPHTHALENE	91-58-7	ug/kg	480000		7	0				0	0		
2-CHLOROPHENOL	95-57-8	ug/kg	39000	60	7	0				0	0		
2-Methylnaphthalene	91-57-6	ug/kg	24000	29000	7	7	3.5	2900	520	0	0	24D-0216	1 - 1.5 ft
2-METHYLPHENOL (O-CRESOL)	95-48-7	ug/kg	320000	100	7	1	63	63	63	0	0	24D-0216	1 - 1.5 ft
2-NITROANILINE	88-74-4	ug/kg	63000	20	7	0				0	0		
2-NITROPHENOL	88-75-5	ug/kg	1900000		7	0				0	0		
3,3'-DICHLOROBENZIDINE	91-94-1	ug/kg	1200	30	7	0				0	0		
3-NITROANILINE	99-09-2	ug/kg	25000		7	0				0	0		

Table 15
Depositional Area Soil Analytical Results Statistics
Phase 2 Data Evaluation Summary Memorandum
Lower Neponset River
Boston and Milton, Massachusetts

Analyte	Cas No.	Units	Human Health PAL	Ecological PAL	Number of Samples	Number of Detections	Minimum Detected Value	Maximum Detected Value	Average Detected Value	Number of Samples Above Human Health PAL	Number of Samples Above Ecological PAL	Location of Max. Detection	Depth of Max. Detection
PCDD/F													
4,6-DINITRO-2-METHYLPHENOL	534-52-1	ug/kg	510		7	0				0	0		
4-BROMOPHENYL PHENYL ETHER	101-55-3	ug/kg			7	0				0	0		
4-CHLORO-3-METHYLPHENOL	59-50-7	ug/kg	630000		7	0				0	0		
4-CHLOROANILINE	106-47-8	ug/kg	2700	1000	7	0				0	0		
4-CHLOROPHENYL PHENYL ETHER	7005-72-3	ug/kg			7	0				0	0		
4-METHYLPHENOL (P-CRESOL)	106-44-5	ug/kg	130000	80	7	1	130	130	130	0	1	24D-0216	1 - 1.5 ft
4-Nitroaniline	100-01-6	ug/kg	25000		7	0				0	0		
4-NITROPHENOL	100-02-7	ug/kg	1900000	5120	7	0				0	0		
Acenaphthene	83-32-9	ug/kg	360000	29000	7	7	13	11000	2000	0	0	24D-0216	1 - 1.5 ft
ACENAPHTHYLENE	208-96-8	ug/kg	360000	29000	7	7	12	330	130	0	0	24D-0216	1 - 1.5 ft
Acetophenone	98-86-2	ug/kg	780000		7	5	84	230	130	0	0	24D-0216	1 - 1.5 ft
ANTHRACENE	120-12-7	ug/kg	1800000	29000	7	7	53	20000	4200	0	0	24D-0216	1 - 1.5 ft
ATRAZINE	1912-24-9	ug/kg	2400	0.05	7	0				0	0		
BENZALDEHYDE	100-52-7	ug/kg	170000		7	0				0	0		
BENZO(A)ANTHRACENE	56-55-3	ug/kg	1100	1100	7	7	150	27000	5900	4	4	24D-0216	1 - 1.5 ft
BENZO(A)PYRENE	50-32-8	ug/kg	110	1100	7	7	86	12000	2600	6	4	24D-0216	1 - 1.5 ft
Benzo(B)Fluoranthene	205-99-2	ug/kg	1100	1100	7	7	180	24000	5300	4	4	24D-0216	1 - 1.5 ft
Benzo(G,H,I)Perylene	191-24-2	ug/kg	180000	1100	7	7	9.5	1000	230	0	0	24D-0216	1 - 1.5 ft
Benzo(K)Fluoranthene	207-08-9	ug/kg	11000	1100	7	7	51	10000	2100	0	4	24D-0216	1 - 1.5 ft
BENZYL BUTYL PHTHALATE	85-68-7	ug/kg	290000	590	7	0				0	0		
BIPHENYL (DIPHENYL)	92-52-4	ug/kg	4700	200	7	3	56	730	310	0	1	24D-0216	1 - 1.5 ft
BIS(2-CHLOROETHOXY) METHANE	111-91-1	ug/kg	19000		7	0				0	0		
BIS(2-CHLOROETHYL) ETHER (2-CHLOROETHYL ETHER)	111-44-4	ug/kg	230		7	0				0	0		
BIS(2-CHLOROISOPROPYL) ETHER	108-60-1	ug/kg	310000		7	0				0	0		
BIS(2-ETHYLHEXYL) PHTHALATE	117-81-7	ug/kg	39000	20	7	0				0	0		
Caprolactam	105-60-2	ug/kg	3100000		7	0				0	0		
CARBAZOLE	86-74-8	ug/kg	240000	70	7	5	81	9500	2500	0	5	24D-0216	1 - 1.5 ft
CHRYSENE	218-01-9	ug/kg	110000	1100	7	7	100	25000	5500	0	4	24D-0216	1 - 1.5 ft
DIBENZ(A,H)ANTHRACENE	53-70-3	ug/kg	110	1100	7	7	20	2700	630	4	1	24D-0216	1 - 1.5 ft
Dibenzofuran	132-64-9	ug/kg	7800	150	7	5	50	8400	2200	1	4	24D-0216	1 - 1.5 ft
Diethyl Phthalate	84-66-2	ug/kg	5100000	250	7	0				0	0		
DIMETHYL PHTHALATE	131-11-3	ug/kg	5100000	350	7	0				0	0		
Di-N-Butyl Phthalate	84-74-2	ug/kg	630000	11	7	0				0	0		
DI-N-OCTYLPHTHALATE	117-84-0	ug/kg	63000	910	7	0				0	0		
FLUORANTHENE	206-44-0	ug/kg	240000	1100	7	7	280	63000	14000	0	5	24D-0216	1 - 1.5 ft
FLUORENE	86-73-7	ug/kg	240000	29000	7	7	16	12000	2300	0	0	24D-0216	1 - 1.5 ft
HEXACHLOROBENZENE	118-74-1	ug/kg	78	79	7	0				0	0		
Hexachlorobutadiene	87-68-3	ug/kg	1200	9	7	0				0	0		
HEXACHLOROCYCLOPENTADIENE	77-47-4	ug/kg	180	1	7	0				0	0		
HEXACHLOROETHANE	67-72-1	ug/kg	1800	24	7	0				0	0		
INDENO(1,2,3-C,D)PYRENE	193-39-5	ug/kg	1100	1100	7	7	53	7500	1600	2	2	24D-0216	1 - 1.5 ft
ISOPHORONE	78-59-1	ug/kg	570000		7	0				0	0		
Naphthalene	91-20-3	ug/kg	2000	29000	7	7	6.7	6600	1100	1	0	24D-0216	1 - 1.5 ft
NITROBENZENE	98-95-3	ug/kg	5100	2200	7	0				0	0		
N-NITROSODI-N-PROPYLAMINE	621-64-7	ug/kg	78		7	0				0	0		
N-NITROSODIPHENYLAMINE	86-30-6	ug/kg	110000	545	7	0				0	0		
PENTACHLOROPHENOL	87-86-5	ug/kg	1000	2100	7	0				0	0		
PHENANTHRENE	85-01-8	ug/kg	1800000	29000	7	7	180	76000	16000	0	1	24D-0216	1 - 1.5 ft
PHENOL	108-95-2	ug/kg	1900000	790	7	1	100	100	100	0	0	24D-0216	1 - 1.5 ft
PYRENE	129-00-0	ug/kg	180000	1100	7	7	200	44000	9700	0	4	24D-0216	1 - 1.5 ft

Table 15
Depositional Area Soil Analytical Results Statistics
Phase 2 Data Evaluation Summary Memorandum
Lower Neponset River
Boston and Milton, Massachusetts

Notes:
(a) The number of samples shown and the calculation of summary statistics treated the parent and field duplicate as individual samples.

Sums and TEQ:
(a) The homolog groups sums for PCBs and PCDD/Fs were calculated by summing the detected congeners in each group; if no congeners in a group were detected, the maximum reporting detection limit for any individual congener in that homolog group was used.
(b) The concentration of total PCB congeners was calculated as the sum of detected congeners in each sample.
(c) PCDD/F TEQ and PCB Toxic Equivalency (TEQ) values were calculated by summing the detected compounds in each group that have been multiplied by their specific Toxic Equivalency Factors (TEFs); see Table 51 for more details. For any sample that did not have any detected compounds, the resulting TEQ is shown as a zero.
(d) For coelution of dioxin-like (DL) and non-DL congeners, TEF is applied to the full reported concentration.
(e) Calculated total values are inclusive of Estimated Maximum Possible Concentration (EMPC) results.

Project Action Limits (PALs):
A blank cell for the PAL indicates no PAL is available.
See Table 51 for additional details.

Analytes:
PCB - polychlorinated biphenyl
PCDD/F - polychlorinated dibenzodioxins/furans
TAL - target analyte list
TCL - target compound list
SVOCs - semi-volatile organic compounds
VOCs - volatile organic compounds

Units:
mg/kg - milligrams per kilogram
ng/g - nanograms per gram
pg/g - picograms per gram
ug/kg - micrograms per kilogram

Table 16
Low Flow Surface Water Analytical Results
Phase 2 Data Evaluation Summary Memorandum
Lower Neponset River
Boston and Milton, Massachusetts

					Location	24B-0001-L	24B-0001-L	24B-0002-L	24B-0002-L	24B-0002-L	24B-0002-L	24B-0003-L	24B-0003-L	24B-0004-L	24B-0004-L	24B-0005-L	24B-0005-L
					Sample Name	24B-0001-ASL	24B-0001-ASL-F	24B-0002-ADL	24B-0002-ADL-F	24B-0002-ASL	24B-0002-ASL-F	24B-0003-ASL	24B-0003-ASL-F	24B-0004-ASL	24B-0004-ASL-F	24B-0005-ASL	24B-0005-ASL-F
					Sample Date	10/30/2024	10/30/2024	10/30/2024	10/30/2024	10/30/2024	10/30/2024	10/30/2024	10/30/2024	10/30/2024	10/30/2024	10/30/2024	10/30/2024
					Sample Type	N	N	FD	FD	N	N	N	N	N	N	N	N
					Sample Depth	0.5 ft	0.5 ft	0.25 ft	0.25 ft	0.25 ft	0.25 ft	0.75 ft	0.75 ft	0.3 ft	0.3 ft	1.5 ft	1.5 ft
					Filter Application	Not Filtered	Filtered	Not Filtered	Filtered	Not Filtered	Filtered	Not Filtered	Filtered	Not Filtered	Filtered	Not Filtered	Filtered
Analyte	CAS Number	Units	Human Health PAL	Ecological PAL													
TCL Pesticides																	
ALDRIN	309-00-2	ug/L	0.00000077	0.04	< 0.049 U	-	< 0.048 U	-	< 0.049 U	-	< 0.048 U	-	< 0.049 U	-	< 0.049 U	-
ALPHA BHC (ALPHA HEXACHLOROCYCLOHEXANE)	319-84-6	ug/L	0.00036	0.01	< 0.049 U	-	< 0.048 U	-	< 0.049 U	-	< 0.048 U	-	< 0.049 U	-	< 0.049 U	-
ALPHA ENDOSULFAN (ENDOSULFAN I)	959-98-8	ug/L	10	0.056	< 0.049 U	-	< 0.048 U	-	< 0.049 U	-	< 0.048 U	-	< 0.049 U	-	< 0.049 U	-
BETA BHC (BETA HEXACHLOROCYCLOHEXANE)	319-85-7	ug/L	0.008		< 0.049 U	-	< 0.048 U	-	< 0.049 U	-	< 0.048 U	-	< 0.049 U	-	< 0.049 U	-
BETA ENDOSULFAN (ENDOSULFAN II)	33213-65-9	ug/L	10	0.056	< 0.097 U	-	< 0.095 U	-	< 0.097 U	-	< 0.095 U	-	< 0.097 U	-	< 0.097 U	-
cis-Chlordane (alpha-Chlordane)	5103-71-9	ug/L	0.00031		< 0.049 U	-	< 0.048 U	-	< 0.049 U	-	< 0.048 U	-	< 0.049 U	-	< 0.049 U	-
DELTA BHC (DELTA HEXACHLOROCYCLOHEXANE)	319-86-8	ug/L	0.000073		< 0.049 U	-	< 0.048 U	-	< 0.049 U	-	< 0.048 U	-	< 0.049 U	-	< 0.049 U	-
DIELDRIN	60-57-1	ug/L	0.0000012	0.056	< 0.097 U	-	< 0.095 U	-	< 0.097 U	-	< 0.095 U	-	< 0.097 U	-	< 0.097 U	-
ENDOSULFAN SULFATE	1031-07-8	ug/L	11	0.06	< 0.097 U	-	< 0.095 U	-	< 0.097 U	-	< 0.095 U	-	< 0.097 U	-	< 0.097 U	-
ENDRIN	72-20-8	ug/L	0.03	0.036	< 0.097 U	-	< 0.095 U	-	< 0.097 U	-	< 0.095 U	-	< 0.097 U	-	< 0.097 U	-
ENDRIN ALDEHYDE	7421-93-4	ug/L	0.23		< 0.097 U	-	< 0.095 U	-	< 0.097 U	-	< 0.095 U	-	< 0.097 U	-	< 0.097 U	-
ENDRIN KETONE	53494-70-5	ug/L	0.23		< 0.097 U	-	< 0.095 U	-	< 0.097 U	-	< 0.095 U	-	< 0.097 U	-	< 0.097 U	-
GAMMA BHC (LINDANE)	58-89-9	ug/L	0.00097	0.11	< 0.049 U	-	< 0.048 U	-	< 0.049 U	-	< 0.048 U	-	< 0.049 U	-	< 0.049 U	-
HEPTACHLOR	76-44-8	ug/L	0.0000059	0.0038	< 0.049 U	-	< 0.048 U	-	< 0.049 U	-	< 0.048 U	-	< 0.049 U	-	< 0.049 U	-
HEPTACHLOR EPOXIDE	1024-57-3	ug/L	0.000032	0.0038	< 0.049 U	-	< 0.048 U	-	< 0.049 U	-	< 0.048 U	-	< 0.049 U	-	< 0.049 U	-
METHOXYCHLOR	72-43-5	ug/L	0.02	0.03	< 0.49 U	-	< 0.48 U	-	< 0.49 U	-	< 0.48 U	-	< 0.49 U	-	< 0.49 U	-
P,P'-DDD (4,4'-DDD)	72-54-8	ug/L	0.00012	0.01	< 0.097 U	-	< 0.095 U	-	< 0.097 U	-	< 0.095 U	-	< 0.097 U	-	< 0.097 U	-
P,P'-DDE (4,4'-DDE)	72-55-9	ug/L	0.000018	0.3	< 0.097 U	-	< 0.095 U	-	< 0.097 U	-	< 0.095 U	-	< 0.097 U	-	< 0.097 U	-
P,P'-DDT (4,4'-DDT)	50-29-3	ug/L	0.00003	0.001	< 0.097 U	-	< 0.095 U	-	< 0.097 U	-	< 0.095 U	-	< 0.097 U	-	< 0.097 U	-
TOXAPHENE	8001-35-2	ug/L	0.0007	0.0002	< 4.9 U	-	< 4.8 U	-	< 4.9 U	-	< 4.8 U	-	< 4.9 U	-	< 4.9 U	-
Trans-Chlordane (Gamma-Chlordane)	5103-74-2	ug/L	0.00031		< 0.049 U	-	< 0.048 U	-	< 0.049 U	-	< 0.048 U	-	< 0.049 U	-	< 0.049 U	-
PCDD/F																	
1,2,3,4,6,7,8-HEPTACHLORODIBENZOFURAN	67562-39-4	pg/L	12	0.31	9.3 J	-	< 7.4 U	-	< 7.4 U	-	< 7.3 U	-	< 7.3 U	-	< 7.5 U	-
1,2,3,4,6,7,8-HEPTACHLORODIBENZO-P-DIOXIN	35822-46-9	pg/L	12	3.1	14 J	-	< 3.9 U	-	< 3.8 U	-	< 3.8 U	-	< 3.8 U	-	< 3.9 U	-
1,2,3,4,7,8,9-HEPTACHLORODIBENZOFURAN	55673-89-7	pg/L	12	0.31	< 8.7 U	-	< 8.7 U	-	< 8.7 U	-	< 8.7 U	-	< 8.6 U	-	< 8.9 U	-
1,2,3,4,7,8-HEXACHLORODIBENZOFURAN	70648-26-9	pg/L	1.2	0.031	< 8.2 U	-	< 8.2 U	-	< 8.2 U	-	< 8.2 U	-	< 8.2 U	-	< 8.4 U	-
1,2,3,4,7,8-HEXACHLORODIBENZO-P-DIOXIN	39227-28-6	pg/L	1.2	0.062	< 6.8 U	-	< 6.8 U	-	< 6.7 U	-	< 6.7 U	-	< 6.7 U	-	< 6.9 U	-
1,2,3,6,7,8-HEXACHLORODIBENZOFURAN	57117-44-9	pg/L	1.2	0.031	< 8.9 U	-	< 8.9 U	-	< 8.9 U	-	< 8.9 U	-	< 8.8 U	-	< 9.1 U	-
1,2,3,6,7,8-HEXACHLORODIBENZO-P-DIOXIN	57653-85-7	pg/L	1.2	0.31	< 6.1 U	-	< 6.1 U	-	< 6.1 U	-	< 6.1 U	-	< 6.1 U	-	< 6.2 U	-
1,2,3,7,8,9-HEXACHLORODIBENZOFURAN	72918-21-9	pg/L	1.2	0.031	< 6.7 U	-	< 6.7 U	-	< 6.7 U	-	< 6.7 U	-	< 6.6 U	-	< 6.8 U	-
1,2,3,7,8,9-HEXACHLORODIBENZO-P-DIOXIN	19408-74-3	pg/L	1.2	0.031	< 8.3 U	-	< 8.3 U	-	< 8.2 U	-	< 8.2 U	-	< 8.2 U	-	< 8.4 U	-
1,2,3,7,8-PENTACHLORODIBENZOFURAN	57117-41-6	pg/L	4	0.1	< 4.9 U	-	< 4.9 U	-	< 4.9 U	-	< 4.9 U	-	< 4.9 U	-	< 5 U	-
1,2,3,7,8-PENTACHLORODIBENZO-P-DIOXIN	40321-76-4	pg/L	0.12	0.0031	< 6.6 U	-	< 6.6 U	-	< 6.6 U	-	< 6.6 U	-	< 6.6 U	-	< 6.8 U	-
2,3,4,6,7,8-HEXACHLORODIBENZOFURAN	60851-34-5	pg/L	1.2	0.031	< 7.4 U	-	< 7.3 U	-	< 7.3 U	-	< 7.3 U	-	< 7.3 U	-	< 7.5 U	-
2,3,4,7,8-PENTACHLORODIBENZOFURAN	57117-31-4	pg/L	0.4	0.01	< 2.8 U	-	< 2.8 U	-	< 2.7 U	-	< 2.7 U	-	< 2.7 U	-	< 2.8 U	-
2,3,7,8-TETRACHLORODIBENZOFURAN	51207-31-9	pg/L	1.2	0.031	< 1.7 U	-	< 1.7 U	-	< 1.7 U	-	< 1.7 U	-	< 1.7 U	-	< 1.7 U	-
2,3,7,8-TETRACHLORODIBENZO-P-DIOXIN	1746-01-6	pg/L	0.005	0.0031	< 1.8 U	-	< 1.8 U	-	< 1.8 U	-	< 1.8 U	-	< 1.8 U	-	< 1.9 U	-
OCTACHLORODIBENZOFURAN	39001-02-0	pg/L	400	31	20 J	-	< 18 U	-	< 18 U	-	< 17 U	-	< 17 U	-	< 18 U	-
OCTACHLORODIBENZO-P-DIOXIN	3268-87-9	pg/L	400	31	100	-	16 J	-	< 15 U	-	29 J	-	< 15 U	-	19 J	-
Heptachlorodibenzofurans	38998-75-3	pg/L			20 J	-	ND	-	ND	-	ND	-	ND	-	ND	-
Heptachlorodibenzo-P-Dioxins	37871-00-4	pg/L			29 J	-	ND	-	ND	-	4.6 J	-	ND	-	ND	-
HEXACHLORODIBENZOFURAN	55684-94-1	pg/L			ND	-	ND	-	ND	-	ND	-	ND	-	ND	-
HEXACHLORODIBENZO-P-DIOXIN	34465-46-8	pg/L	13		ND	-	ND	-	ND	-	ND	-	ND	-	ND	-
PENTACHLORO DIBENZOFURAN	30402-15-4	pg/L			ND	-	ND	-	ND	-	ND	-	ND	-	ND	-
PENTACHLORODIBENZO-P-DIOXIN	36088-22-9	pg/L			ND	-	ND	-	ND	-	ND	-	ND	-	ND	-
Tetrachlorodibenzofuran	55722-27-5	pg/L			ND	-	ND	-	ND	-	ND	-	ND	-	ND	-
TETRACHLORODIBENZO-P-DIOXIN	41903-57-5	pg/L			ND	-	ND	-	ND	-	ND	-	ND	-	ND	-
Total PCDD/F TEQ (Bird)	RA-TEQ-B-DF	pg/L			0.119	-	0.0016	-	0	-	0.0029	-	0	-	0.0019	-
Total PCDD/F TEQ (Fish)	RA-TEQ-F-DF	pg/L			0.119	-	0.0016	-	0	-	0.0029	-	0	-	0.0019	-
Total PCDD/F TEQ (Mammal)	RA-TEQ-M-DF	pg/L	0.005	0.0031	0.269	-	0.0048	-	0	-	0.0087	-	0	-	0.0057	-
PCB Congeners																	
PCB-001	2051-60-7	pg/L	64	14000	20000	-	23000	-	17000	-	12000	-	< 39 U	-	5800	-
PCB-002	2051-61-8	pg/L	64	14000	37 J	-	51	-	33 J	-	25 J	-	< 39 U	-	< 41 U	-
PCB-003	2051-62-9	pg/L	64	14000	540 J	-	530 J	-	360 J	-	220 J	-	< 39 U	-	110 J	-
PCB-004	13029-08-8	pg/L	64	14000	29000	-	30000	-	28000	-	22000	-	< 39 U	-	16000	-
PCB-005	16605-91-7	pg/L	64	14000	< 39 U	-	< 39 U	-	< 40 U	-	< 38 U	-	< 39 U	-	< 41 U	-
PCB-006	25569-80-6	pg/L	64	14000	820	-	960	-	880	-	650	-	< 39 U	-	470	-
PCB-007	33284-50-3	pg/L	64	14000	47	-	55	-	47	-	33 J	-	< 39 U	-	22 J	-
PCB-008	34883-43-7	pg/L	64	14000	2800	-	2600	-	2300	-	1500	-	< 39 U	-	1100	-
PCB-009	34883-39-1	pg/L	64	14000	130	-	150	-	130	-	86	-	< 39 U	-	55	-
PCB-010	33146-45-1	pg/L	64	14000	2300	-	2600	-	2400	-	2100	-	< 39 U	-	1600	-
PCB-011	2050-67-1	pg/L	64	14000	< 380 U	-	< 380 U	-	< 390 U	-	< 380 U	-	< 380 U	-	< 410 U	-
PCB-012/013	PCB-12/13	pg/L	64	14000	230	-	190	-	170	-	140	-	< 77 U	-	110	-

Table 16
Low Flow Surface Water Analytical Results
Phase 2 Data Evaluation Summary Memorandum
Lower Neponset River
Boston and Milton, Massachusetts

					Location	24B-0001-L	24B-0001-L	24B-0002-L	24B-0002-L	24B-0002-L	24B-0002-L	24B-0003-L	24B-0003-L	24B-0004-L	24B-0004-L	24B-0005-L	24B-0005-L
					Sample Name	24B-0001-ASL	24B-0001-ASL-F	24B-0002-ADL	24B-0002-ADL-F	24B-0002-ASL	24B-0002-ASL-F	24B-0003-ASL	24B-0003-ASL-F	24B-0004-ASL	24B-0004-ASL-F	24B-0005-ASL	24B-0005-ASL-F
					Sample Date	10/30/2024	10/30/2024	10/30/2024	10/30/2024	10/30/2024	10/30/2024	10/30/2024	10/30/2024	10/30/2024	10/30/2024	10/30/2024	10/30/2024
					Sample Type	N	N	FD	FD	N	N	N	N	N	N	N	N
					Sample Depth	0.5 ft	0.5 ft	0.25 ft	0.25 ft	0.25 ft	0.25 ft	0.75 ft	0.75 ft	0.3 ft	0.3 ft	1.5 ft	1.5 ft
					Filter Application	Not Filtered	Filtered	Not Filtered	Filtered	Not Filtered	Filtered	Not Filtered	Filtered	Not Filtered	Filtered	Not Filtered	Filtered
Analyte	CAS Number	Units	Human Health PAL	Ecological PAL													
PCB-014	34883-41-5	pg/L	64	14000	< 39 U	-	< 39 U	-	< 40 U	-	< 38 U	-	< 39 U	-	< 41 U	-
PCB-015	2050-68-2	pg/L	64	14000	1500	-	980	-	950	-	890	-	< 51 U	-	700	-
PCB-016	38444-78-9	pg/L	64	14000	130	-	130	-	130	-	180	-	< 39 U	-	140	-
PCB-017	37680-66-3	pg/L	64	14000	1800	-	1400	-	1300	-	1400	-	< 39 U	-	1100	-
PCB-018/030	PCB-18/30	pg/L	64	14000	1200 J	-	960 J	-	940 J	-	1300 J	-	< 77 U	-	970 J	-
PCB-019	38444-73-4	pg/L	64	14000	4100	-	3800	-	3700	-	3300	-	< 39 U	-	2500	-
PCB-020/028	PCB-20/28	pg/L	64	14000	1100	-	800	-	770	-	1400	-	< 200 U	-	1200	-
PCB-021/033	PCB-21/33	pg/L	64	14000	< 210 U	-	< 210 U	-	< 220 U	-	< 210 U	-	< 210 U	-	< 220 U	-
PCB-022	38444-85-8	pg/L	64	14000	220	-	150	-	140 J	-	280	-	< 150 U	-	240	-
PCB-023	55720-44-0	pg/L	64	14000	< 39 U	-	< 39 U	-	< 40 U	-	< 38 U	-	< 39 U	-	< 41 U	-
PCB-024	55702-45-9	pg/L	64	14000	< 39 U	-	< 39 U	-	< 40 U	-	< 38 U	-	< 39 U	-	< 41 U	-
PCB-025	55712-37-3	pg/L	64	14000	590	-	370	-	360	-	480	-	< 39 U	-	430	-
PCB-026/029	PCB-26/29	pg/L	64	14000	1300	-	730	-	700	-	1000	-	< 77 U	-	850	-
PCB-027	38444-76-7	pg/L	64	14000	1200	-	910	-	870	-	790	-	< 39 U	-	620	-
PCB-031	16606-02-3	pg/L	64	14000	1400	-	1000	-	1000	-	1300	-	< 200 U	-	1100	-
PCB-032	38444-77-8	pg/L	64	14000	2100	-	1300	-	1200	-	1300	-	< 39 U	-	1000	-
PCB-034	37680-68-5	pg/L	64	14000	34 J	-	24 J	-	24 J	-	25 J	-	< 39 U	-	20 J	-
PCB-035	37680-69-6	pg/L	64	14000	< 39 U	-	< 39 U	-	< 40 U	-	< 38 U	-	< 39 U	-	< 41 U	-
PCB-036	38444-87-0	pg/L	64	14000	< 39 U	-	< 39 U	-	< 40 U	-	< 38 U	-	< 39 U	-	< 41 U	-
PCB-037	38444-90-5	pg/L	64	14000	150	-	64 J	-	62 J	-	130	-	< 82 U	-	120	-
PCB-038	53555-66-1	pg/L	64	14000	< 39 U	-	< 39 U	-	< 40 U	-	< 38 U	-	< 39 U	-	< 41 U	-
PCB-039	38444-88-1	pg/L	64	14000	< 39 U	-	< 39 U	-	< 40 U	-	< 38 U	-	< 39 U	-	< 41 U	-
PCB-040/041/071	PCB-40/41/71	pg/L	64	14000	870	-	250	-	260	-	510	-	< 120 U	-	430	-
PCB-042	36559-22-5	pg/L	64	14000	480	-	130	-	130	-	280	-	< 39 U	-	260	-
PCB-043/073	PCB-43/73	pg/L	64	14000	81	-	35 J	-	34 J	-	61 J	-	< 77 U	-	51 J	-
PCB-044/047/065	PCB-44/47/65	pg/L	64	14000	1900	-	660	-	650	-	1100	-	< 120 U	-	960	-
PCB-045/051	PCB-45/51	pg/L	64	14000	530	-	210	-	190	-	310	-	< 77 U	-	270	-
PCB-046	41464-47-5	pg/L	64	14000	140	-	47	-	43	-	83	-	< 39 U	-	81	-
PCB-048	70362-47-9	pg/L	64	14000	58	-	24 J	-	28 J	-	61	-	< 39 U	-	57	-
PCB-049/069	PCB-49/69	pg/L	64	14000	1700	-	540	-	520	-	890	-	< 77 U	-	770	-
PCB-050/053	PCB-50/53	pg/L	64	14000	890	-	400	-	370	-	490	-	< 77 U	-	410	-
PCB-052	35693-99-3	pg/L	64	14000	2200	-	740	-	690	-	1300	-	< 200 U	-	1200	-
PCB-054	15968-05-5	pg/L	64	14000	67	-	53	-	51	-	50	-	< 39 U	-	34 J	-
PCB-055	74338-24-2	pg/L	64	14000	< 39 U	-	< 39 U	-	< 40 U	-	< 38 U	-	< 39 U	-	< 41 U	-
PCB-056	41464-43-1	pg/L	64	14000	150	-	50	-	46	-	100	-	< 39 U	-	96	-
PCB-057	70424-67-8	pg/L	64	14000	17 J	-	< 39 U	-	< 40 U	-	12 J	-	< 39 U	-	12 J	-
PCB-058	41464-49-7	pg/L	64	14000	< 39 U	-	< 39 U	-	< 40 U	-	< 38 U	-	< 39 U	-	< 41 U	-
PCB-059/062/075	PCB-59/62/75	pg/L	64	14000	120	-	46 J	-	47 J	-	96 J	-	< 120 U	-	84 J	-
PCB-060	33025-41-1	pg/L	64	14000	49	-	20 J	-	19 J	-	36 J	-	< 39 U	-	34 J	-
PCB-061/070/074/076	PCB-61/70/74/76	pg/L	64	14000	700	-	230	-	240	-	510	-	< 150 U	-	450	-
PCB-063	74472-34-7	pg/L	64	14000	60	-	27 J	-	25 J	-	43	-	< 39 U	-	39 J	-
PCB-064	52663-58-8	pg/L	64	14000	480	-	170	-	170	-	380	-	< 39 U	-	330	-
PCB-066	32598-10-0	pg/L	64	14000	460	-	150	-	140	-	290	-	< 91 U	-	270	-
PCB-067	73575-53-8	pg/L	64	14000	18 J	-	< 39 U	-	< 40 U	-	13 J	-	< 39 U	-	14 J	-
PCB-068	73575-52-7	pg/L	64	14000	30 J	-	< 39 U	-	< 40 U	-	< 38 U	-	< 39 U	-	14 J	-
PCB-072	41464-42-0	pg/L	64	14000	40	-	17 J	-	14 J	-	20 J	-	< 39 U	-	18 J	-
PCB-077	32598-13-3	pg/L	64	14000	53	-	11 J	-	13 J	-	25 J	-	< 8.9 U	-	24 J	-
PCB-078	70362-49-1	pg/L	64	14000	< 39 U	-	< 39 U	-	< 40 U	-	< 38 U	-	< 39 U	-	< 41 U	-
PCB-079	41464-48-6	pg/L	64	14000	< 39 U	-	< 39 U	-	< 40 U	-	< 38 U	-	< 39 U	-	< 41 U	-
PCB-080	33284-52-5	pg/L	64	14000	< 39 U	-	< 39 U	-	< 40 U	-	< 38 U	-	< 39 U	-	< 41 U	-
PCB-081	70362-50-4	pg/L	64	14000	< 5.9 U	-	< 5.8 U	-	< 6.0 U	-	< 5.8 U	-	< 5.8 U	-	< 6.2 U	-
PCB-082	52663-62-4	pg/L	64	14000	73	-	12 J	-	13 J	-	27 J	-	< 39 U	-	27 J	-
PCB-083	60145-20-2	pg/L	64	14000	45	-	11 J	-	11 J	-	18 J	-	< 39 U	-	17 J	-
PCB-084	52663-60-2	pg/L	64	14000	190	-	45	-	45	-	74	-	< 39 U	-	74	-
PCB-085/116/117	PCB-85/116/117	pg/L	64	14000	130	-	25 J	-	24 J	-	47 J	-	< 120 U	-	41 J	-
PCB-086/087/097/108/119/125	PCB-86/108+	pg/L	64	14000	360	-	79 J	-	73 J	-	120 J	-	< 230 U	-	120 J	-
PCB-088/091	PCB-88/91	pg/L	64	14000	160	-	39 J	-	37 J	-	61 J	-	< 77 U	-	60 J	-
PCB-089	73575-57-2	pg/L	64	14000	13 J	-	< 39 U	-	< 40 U	-	< 38 U	-	< 39 U	-	< 41 U	-
PCB-090/101/113	PCB-90/101/113	pg/L	64	14000	480	-	120	-	120	-	170	-	< 120 U	-	160	-
PCB-092	52663-61-3	pg/L	64	14000	160	-	43	-	40	-	56	-	< 39 U	-	50	-
PCB-093/098/100/102	PCB-93+	pg/L	64	14000	73 J	-	< 160 U	-	< 160 U	-	< 150 U	-	< 150 U	-	< 170 U	-
PCB-094	73575-55-0	pg/L	64	14000	15 J	-	< 39 U	-	< 40 U	-	< 38 U	-	< 39 U	-	< 41 U	-
PCB-095	38379-99-6	pg/L	64	14000	490	-	140	-	130	-	190	-	< 110 U	-	190	-
PCB-096	73575-54-9	pg/L	64	14000	< 39 U	-	< 39 U	-	< 40 U	-	< 38 U	-	< 39 U	-	< 41 U	-

Table 16
Low Flow Surface Water Analytical Results
Phase 2 Data Evaluation Summary Memorandum
Lower Neponset River
Boston and Milton, Massachusetts

					Location	24B-0001-L	24B-0001-L	24B-0002-L	24B-0002-L	24B-0002-L	24B-0002-L	24B-0003-L	24B-0003-L	24B-0004-L	24B-0004-L	24B-0005-L	24B-0005-L
					Sample Name	24B-0001-ASL	24B-0001-ASL-F	24B-0002-ADL	24B-0002-ADL-F	24B-0002-ASL	24B-0002-ASL-F	24B-0003-ASL	24B-0003-ASL-F	24B-0004-ASL	24B-0004-ASL-F	24B-0005-ASL	24B-0005-ASL-F
					Sample Date	10/30/2024	10/30/2024	10/30/2024	10/30/2024	10/30/2024	10/30/2024	10/30/2024	10/30/2024	10/30/2024	10/30/2024	10/30/2024	10/30/2024
					Sample Type	N	N	FD	FD	N	N	N	N	N	N	N	N
					Sample Depth	0.5 ft	0.5 ft	0.25 ft	0.25 ft	0.25 ft	0.25 ft	0.75 ft	0.75 ft	0.3 ft	0.3 ft	1.5 ft	1.5 ft
					Filter Application	Not Filtered	Filtered	Not Filtered	Filtered	Not Filtered	Filtered	Not Filtered	Filtered	Not Filtered	Filtered	Not Filtered	Filtered
Analyte	CAS Number	Units	Human Health PAL	Ecological PAL													
PCB-099	38380-01-7	pg/L	64	14000	280	-	64	-	59	-	100	-	< 39 U	-	94	-
PCB-103	60145-21-3	pg/L	64	14000	< 39 U	-	< 39 U	-	< 40 U	-	< 38 U	-	< 39 U	-	< 41 U	-
PCB-104	56558-16-8	pg/L	64	14000	< 39 U	-	< 39 U	-	< 40 U	-	< 38 U	-	< 39 U	-	< 41 U	-
PCB-105	32598-14-4	pg/L	64	14000	130	-	22 J	-	18 J	-	33 J	-	< 12 U	-	36 J	-
PCB-106	70424-69-0	pg/L	64	14000	< 39 U	-	< 39 U	-	< 40 U	-	< 38 U	-	< 39 U	-	< 41 U	-
PCB-107/124	PCB-107/124	pg/L	64	14000	18 J	-	< 78 U	-	< 80 U	-	< 77 U	-	< 77 U	-	< 83 U	-
PCB-109	74472-35-8	pg/L	64	14000	28 J	-	7 J	-	< 40 U	-	8.7 J	-	< 39 U	-	8.6 J	-
PCB-110/115	PCB-110/115	pg/L	64	14000	680	-	150	-	140	-	240	-	< 77 U	-	220	-
PCB-111	39635-32-0	pg/L	64	14000	< 39 U	-	< 39 U	-	< 40 U	-	< 38 U	-	< 39 U	-	< 41 U	-
PCB-112	74472-36-9	pg/L	64	14000	< 39 U	-	< 39 U	-	< 40 U	-	< 38 U	-	< 39 U	-	< 41 U	-
PCB-114	74472-37-0	pg/L	64	14000	< 12 U	-	< 12 U	-	< 12 U	-	< 12 U	-	< 12 U	-	< 13 U	-
PCB-118	31508-00-6	pg/L	64	14000	360	-	61	-	57 J	-	95	-	< 18 U	-	90	-
PCB-120	68194-12-7	pg/L	64	14000	< 39 U	-	< 39 U	-	< 40 U	-	< 38 U	-	< 39 U	-	< 41 U	-
PCB-121	56558-18-0	pg/L	64	14000	< 39 U	-	< 39 U	-	< 40 U	-	< 38 U	-	< 39 U	-	< 41 U	-
PCB-122	76842-07-4	pg/L	64	14000	< 39 U	-	< 39 U	-	< 40 U	-	< 38 U	-	< 39 U	-	< 41 U	-
PCB-123	65510-44-3	pg/L	64	14000	< 14 U	-	< 14 U	-	< 14 U	-	< 13 U	-	< 13 U	-	< 14 U	-
PCB-126	57465-28-8	pg/L	1.2	14000	< 9.6 U	-	< 9.6 U	-	< 9.9 U	-	< 9.5 U	-	< 9.5 U	-	< 11 U	-
PCB-127	39635-33-1	pg/L	64	14000	< 39 U	-	< 39 U	-	< 40 U	-	< 38 U	-	< 39 U	-	< 41 U	-
PCB-128/166	PCB-128/166	pg/L	64	14000	62 J+	-	< 78 U	-	< 80 U	-	< 77 U	-	< 77 U	-	< 83 U	-
PCB-129/138/163	PCB-129/138/163	pg/L	64	14000	360 J+	-	61 J+	-	47 J+	-	71 J+	-	< 120 U	-	68 J+	-
PCB-130	52663-66-8	pg/L	64	14000	28 J+	-	< 39 U	-	< 40 U	-	< 38 U	-	< 39 U	-	< 41 U	-
PCB-131	61798-70-7	pg/L	64	14000	< 39 U	-	< 39 U	-	< 40 U	-	< 38 U	-	< 39 U	-	< 41 U	-
PCB-132	38380-05-1	pg/L	64	14000	130 J+	-	< 39 U	-	< 40 U	-	< 38 U	-	< 39 U	-	< 41 U	-
PCB-133	35694-04-3	pg/L	64	14000	< 39 U	-	< 39 U	-	< 40 U	-	< 38 U	-	< 39 U	-	< 41 U	-
PCB-134/143	PCB-134/143	pg/L	64	14000	25 J+	-	< 78 U	-	< 80 U	-	< 77 U	-	< 77 U	-	< 83 U	-
PCB-135/151	PCB-135/151	pg/L	64	14000	99 J+	-	< 78 U	-	< 80 U	-	< 77 U	-	< 77 U	-	< 83 U	-
PCB-136	38411-22-2	pg/L	64	14000	42 J+	-	< 39 U	-	< 40 U	-	< 38 U	-	< 39 U	-	< 41 U	-
PCB-137	35694-06-5	pg/L	64	14000	25 J+	-	< 39 U	-	< 40 U	-	< 38 U	-	< 39 U	-	< 41 U	-
PCB-139/140	PCB-139/140	pg/L	64	14000	< 78 U	-	< 78 U	-	< 80 U	-	< 77 U	-	< 77 U	-	< 83 U	-
PCB-141	52712-04-6	pg/L	64	14000	50 J+	-	< 39 U	-	< 40 U	-	< 38 U	-	< 39 U	-	< 41 U	-
PCB-142	41411-61-4	pg/L	64	14000	< 39 U	-	< 39 U	-	< 40 U	-	< 38 U	-	< 39 U	-	< 41 U	-
PCB-144	68194-14-9	pg/L	64	14000	< 39 U	-	< 39 U	-	< 40 U	-	< 38 U	-	< 39 U	-	< 41 U	-
PCB-145	74472-40-5	pg/L	64	14000	< 39 U	-	< 39 U	-	< 40 U	-	< 38 U	-	< 39 U	-	< 41 U	-
PCB-146	51908-16-8	pg/L	64	14000	45 J+	-	< 39 U	-	< 40 U	-	< 38 U	-	< 39 U	-	< 41 U	-
PCB-147/149	PCB-147/149	pg/L	64	14000	250 J+	-	47 J+	-	38 J+	-	55 J+	-	< 77 U	-	52 J+	-
PCB-148	74472-41-6	pg/L	64	14000	< 39 U	-	< 39 U	-	< 40 U	-	< 38 U	-	< 39 U	-	< 41 U	-
PCB-150	68194-08-1	pg/L	64	14000	< 39 U	-	< 39 U	-	< 40 U	-	< 38 U	-	< 39 U	-	< 41 U	-
PCB-152	68194-09-2	pg/L	64	14000	< 39 U	-	< 39 U	-	< 40 U	-	< 38 U	-	< 39 U	-	< 41 U	-
PCB-153/168	PCB-153/168	pg/L	64	14000	240 J+	-	44 J+	-	37 J+	-	58 J+	-	< 77 U	-	53 J+	-
PCB-154	60145-22-4	pg/L	64	14000	< 39 U	-	< 39 U	-	< 40 U	-	< 38 U	-	< 39 U	-	< 41 U	-
PCB-155	33979-03-2	pg/L	64	14000	< 39 U	-	< 39 U	-	< 40 U	-	< 38 U	-	< 39 U	-	< 41 U	-
PCB-156/157	PCB-156/157	pg/L	64	14000	45 J	-	< 14 U	-	< 15 U	-	< 14 U	-	< 14 U	-	< 15 U	-
PCB-158	74472-42-7	pg/L	64	14000	36 J+	-	< 39 U	-	< 40 U	-	6.7 J+	-	< 39 U	-	< 41 U	-
PCB-159	39635-35-3	pg/L	64	14000	< 39 U	-	< 39 U	-	< 40 U	-	< 38 U	-	< 39 U	-	< 41 U	-
PCB-160	41411-62-5	pg/L	64	14000	< 39 U	-	< 39 U	-	< 40 U	-	< 38 U	-	< 39 U	-	< 41 U	-
PCB-161	74472-43-8	pg/L	64	14000	< 39 U	-	< 39 U	-	< 40 U	-	< 38 U	-	< 39 U	-	< 41 U	-
PCB-162	39635-34-2	pg/L	64	14000	< 39 U	-	< 39 U	-	< 40 U	-	< 38 U	-	< 39 U	-	< 41 U	-
PCB-164	74472-45-0	pg/L	64	14000	19 J+	-	< 39 U	-	< 40 U	-	< 38 U	-	< 39 U	-	< 41 U	-
PCB-165	74472-46-1	pg/L	64	14000	< 39 U	-	< 39 U	-	< 40 U	-	< 38 U	-	< 39 U	-	< 41 U	-
PCB-167	52663-72-6	pg/L	64	14000	15 J	-	< 7.6 U	-	< 7.8 U	-	< 7.5 U	-	< 7.5 U	-	< 8.1 U	-
PCB-169	32774-16-6	pg/L	4	14000	< 10 U	-	< 9.9 U	-	< 11 U	-	< 9.8 U	-	< 9.8 U	-	< 11 U	-
PCB-170	35065-30-6	pg/L	64	14000	46	-	< 39 U	-	< 40 U	-	< 38 U	-	< 39 U	-	< 41 U	-
PCB-171/173	PCB-171/173	pg/L	64	14000	< 78 U	-	< 78 U	-	< 80 U	-	< 77 U	-	< 77 U	-	< 83 U	-
PCB-172	52663-74-8	pg/L	64	14000	< 39 U	-	< 39 U	-	< 40 U	-	< 38 U	-	< 39 U	-	< 41 U	-
PCB-174	38411-25-5	pg/L	64	14000	39	-	< 39 U	-	< 40 U	-	< 38 U	-	< 39 U	-	< 41 U	-
PCB-175	40186-70-7	pg/L	64	14000	< 39 U	-	< 39 U	-	< 40 U	-	< 38 U	-	< 39 U	-	< 41 U	-
PCB-176	52663-65-7	pg/L	64	14000	< 39 U	-	< 39 U	-	< 40 U	-	< 38 U	-	< 39 U	-	< 41 U	-
PCB-177	52663-70-4	pg/L	64	14000	27 J	-	< 39 U	-	< 40 U	-	< 38 U	-	< 39 U	-	< 41 U	-
PCB-178	52663-67-9	pg/L	64	14000	< 39 U	-	< 39 U	-	< 40 U	-	< 38 U	-	< 39 U	-	< 41 U	-
PCB-179	52663-64-6	pg/L	64	14000	18 J	-	< 39 U	-	< 40 U	-	< 38 U	-	< 39 U	-	< 41 U	-
PCB-180/193	PCB-180/193	pg/L	64	14000	80	-	< 78 U	-	< 80 U	-	< 77 U	-	< 77 U	-	< 83 U	-
PCB-181	74472-47-2	pg/L	64	14000	< 39 U	-	< 39 U	-	< 40 U	-	< 38 U	-	< 39 U	-	< 41 U	-
PCB-182	60145-23-5	pg/L	64	14000	< 39 U	-	< 39 U	-	< 40 U	-	< 38 U	-	< 39 U	-	< 41 U	-
PCB-183/185	PCB-183/185	pg/L	64	14000	30 J	-	< 78 U	-	< 80 U	-	< 77 U	-	< 77 U	-	< 83 U	-

Table 16
Low Flow Surface Water Analytical Results
Phase 2 Data Evaluation Summary Memorandum
Lower Neponset River
Boston and Milton, Massachusetts

					Location	24B-0001-L	24B-0001-L	24B-0002-L	24B-0002-L	24B-0002-L	24B-0002-L	24B-0003-L	24B-0003-L	24B-0004-L	24B-0004-L	24B-0005-L	24B-0005-L
					Sample Name	24B-0001-ASL	24B-0001-ASL-F	24B-0002-ADL	24B-0002-ADL-F	24B-0002-ASL	24B-0002-ASL-F	24B-0003-ASL	24B-0003-ASL-F	24B-0004-ASL	24B-0004-ASL-F	24B-0005-ASL	24B-0005-ASL-F
					Sample Date	10/30/2024	10/30/2024	10/30/2024	10/30/2024	10/30/2024	10/30/2024	10/30/2024	10/30/2024	10/30/2024	10/30/2024	10/30/2024	10/30/2024
					Sample Type	N	N	FD	FD	N	N	N	N	N	N	N	N
					Sample Depth	0.5 ft	0.5 ft	0.25 ft	0.25 ft	0.25 ft	0.25 ft	0.75 ft	0.75 ft	0.3 ft	0.3 ft	1.5 ft	1.5 ft
					Filter Application	Not Filtered	Filtered	Not Filtered	Filtered	Not Filtered	Filtered	Not Filtered	Filtered	Not Filtered	Filtered	Not Filtered	Filtered
Analyte	CAS Number	Units	Human Health PAL	Ecological PAL													
PCB-184	74472-48-3	pg/L	64	14000	< 39 U	-	< 39 U	-	< 40 U	-	< 38 U	-	< 39 U	-	< 41 U	-
PCB-186	74472-49-4	pg/L	64	14000	< 39 U	-	< 39 U	-	< 40 U	-	< 38 U	-	< 39 U	-	< 41 U	-
PCB-187	52663-68-0	pg/L	64	14000	46	-	< 39 U	-	< 40 U	-	11 J	-	< 39 U	-	< 41 U	-
PCB-188	74487-85-7	pg/L	64	14000	< 39 U	-	< 39 U	-	< 40 U	-	< 38 U	-	< 39 U	-	< 41 U	-
PCB-189	39635-31-9	pg/L	64	14000	< 9.3 U	-	< 9.2 U	-	< 9.5 U	-	< 9.1 U	-	< 9.2 U	-	< 9.8 U	-
PCB-190	41411-64-7	pg/L	64	14000	< 39 U	-	< 39 U	-	< 40 U	-	< 38 U	-	< 39 U	-	< 41 U	-
PCB-191	74472-50-7	pg/L	64	14000	< 39 U	-	< 39 U	-	< 40 U	-	< 38 U	-	< 39 U	-	< 41 U	-
PCB-192	74472-51-8	pg/L	64	14000	< 39 U	-	< 39 U	-	< 40 U	-	< 38 U	-	< 39 U	-	< 41 U	-
PCB-194	35694-08-7	pg/L	64	14000	18 J	-	< 39 U	-	< 40 U	-	< 38 U	-	< 39 U	-	< 41 U	-
PCB-195	52663-78-2	pg/L	64	14000	< 39 U	-	< 39 U	-	< 40 U	-	< 38 U	-	< 39 U	-	< 41 U	-
PCB-196	42740-50-1	pg/L	64	14000	< 39 U	-	< 39 U	-	< 40 U	-	< 38 U	-	< 39 U	-	< 41 U	-
PCB-197/200	PCB-197/200	pg/L	64	14000	< 78 U	-	< 78 U	-	< 80 U	-	< 77 U	-	< 77 U	-	< 83 U	-
PCB-198/199	PCB-198/199	pg/L	64	14000	22 J	-	< 78 U	-	< 80 U	-	< 77 U	-	< 77 U	-	< 83 U	-
PCB-201	40186-71-8	pg/L	64	14000	< 39 U	-	< 39 U	-	< 40 U	-	< 38 U	-	< 39 U	-	< 41 U	-
PCB-202	2136-99-4	pg/L	64	14000	< 39 U	-	< 39 U	-	< 40 U	-	< 38 U	-	< 39 U	-	< 41 U	-
PCB-203	52663-76-0	pg/L	64	14000	12 J	-	< 39 U	-	< 40 U	-	< 38 U	-	< 39 U	-	< 41 U	-
PCB-204	74472-52-9	pg/L	64	14000	< 39 U	-	< 39 U	-	< 40 U	-	< 38 U	-	< 39 U	-	< 41 U	-
PCB-205	74472-53-0	pg/L	64	14000	< 39 U	-	< 39 U	-	< 40 U	-	< 38 U	-	< 39 U	-	< 41 U	-
PCB-206	40186-72-9	pg/L	64	14000	< 39 U	-	< 39 U	-	< 40 U	-	< 38 U	-	< 39 U	-	< 41 U	-
PCB-207	52663-79-3	pg/L	64	14000	< 39 U	-	< 39 U	-	< 40 U	-	< 38 U	-	< 39 U	-	< 41 U	-
PCB-208	52663-77-1	pg/L	64	14000	< 39 U	-	< 39 U	-	< 40 U	-	< 38 U	-	< 39 U	-	< 41 U	-
PCB-209	2051-24-3	pg/L	64	14000	< 39 U	-	< 39 U	-	< 40 U	-	< 38 U	-	< 39 U	-	< 41 U	-
Total Decachlorobiphenyls	RA_Total_DECPCB	pg/L	64	14000	< 12 U	-	< 12 U	-	< 12 U	-	< 12 U	-	< 12 U	-	< 13 U	-
Total Dichlorobiphenyls	RA_Total_DIPCB	pg/L	64	14000	37000	-	38000	-	35000	-	27000	-	< 200 U	-	20000	-
Total Heptachlorobiphenyls	RA_Total_HEPPCB	pg/L	64	14000	260	-	< 26 U	-	< 27 U	-	11	-	< 26 U	-	< 28 U	-
Total Hexachlorobiphenyls	RA_Total_HEXPCB	pg/L	64	14000	1400	-	150	-	120	-	190	-	< 34 U	-	170	-
Total Monochlorobiphenyls	RA_Total_MONPCB	pg/L	64	14000	21000	-	24000	-	17000	-	12000	-	< 15 U	-	5900	-
Total Nonachlorobiphenyls	RA_Total_NONPCB	pg/L	64	14000	< 15 U	-	< 14 U	-	< 15 U	-	< 14 U	-	< 14 U	-	< 15 U	-
Total Octachlorobiphenyls	RA_Total_OCTPCB	pg/L	64	14000	52	-	< 21 U	-	< 21 U	-	< 20 U	-	< 21 U	-	< 22 U	-
Total Pentachlorobiphenyls	RA_Total_PENPCB	pg/L	64	14000	2200	-	520	-	490	-	760	-	< 35 U	-	740	-
Total Tetrachlorobiphenyls	RA_Total_TETPCB	pg/L	64	14000	9600	-	3300	-	3200	-	5800	-	< 51 U	-	5200	-
Total Trichlorobiphenyls	RA_Total_TRICPB	pg/L	64	14000	15000	-	12000	-	11000	-	13000	-	< 81 U	-	10000	-
Total PCB Congeners	RA_Tot_PCB_Cong	pg/L	64	14000	86000	-	77000	-	67000	-	59000	-	< 200 U	-	42000	-
Total PCB TEQ (Bird)	RA-TEQ-B-PCB	pg/L			2.67125	-	0.55281	-	0.65237	-	1.25425	-	0	-	1.2045	-
Total PCB TEQ (Fish)	RA-TEQ-F-PCB	pg/L			0.00805	-	0.001515	-	0.001675	-	0.00314	-	0	-	0.00303	-
Total PCB TEQ (Mammal)	RA-TEQ-M-PCB	pg/L	0.005	0.0031	0.0218	-	0.00359	-	0.00355	-	0.00634	-	0	-	0.00618	-
TAL Metals and Mercury																
Aluminum	7429-90-5	ug/L	2000	87	270	24	19 J	< 20 U	17 J	9.8 J	19 J	< 20 U	18 J	< 20 U	18 J	< 20 U
Antimony	7440-36-0	ug/L	0.78	190	< 2.0 U	< 2.0 U	< 2.0 U	< 2.0 U	< 2.0 U	< 2.0 U	< 2.0 U	< 2.0 U	< 2.0 U	< 2.0 U	< 2.0 U	< 2.0 U
Arsenic	7440-38-2	ug/L	0.018	150	0.67	0.51	< 1.0 U	< 1.0 U	< 1.0 U	0.40	< 1.0 U	< 1.0 U	< 1.0 U	< 1.0 U	< 1.0 U	< 1.0 U
Barium	7440-39-3	ug/L	380	220	62	56	54	53	53	54	52	53	39	37	53	48
Beryllium	7440-41-7	ug/L	0.0037	11	< 1.0 U	< 1.0 U	< 1.0 U	< 1.0 U	< 1.0 U	< 1.0 U	< 1.0 U	< 1.0 U	< 1.0 U	< 1.0 U	< 1.0 U	< 1.0 U
Cadmium	7440-43-9	ug/L	0.18	0.094	< 1.0 U	< 1.0 U	< 1.0 U	< 1.0 U	< 1.0 U	< 1.0 U	< 1.0 U	< 1.0 U	< 1.0 U	< 1.0 U	< 1.0 U	< 1.0 U
Calcium	7440-70-2	ug/L		116000	23000	22000	23000	22000	22000	22000	23000	23000	24000	24000	24000	22000
Chromium, Total	7440-47-3	ug/L	100	23.8	2.4	0.76	< 2.0 U	0.76	0.82	0.82	< 2.0 U	< 2.0 U	< 2.0 U	< 2.0 U	< 2.0 U	< 2.0 U
Cobalt	7440-48-4	ug/L	0.6	19	0.77 J	0.58 J	< 1.0 U	< 1.0 U	< 1.0 U	< 1.0 U	< 1.0 U	< 1.0 U	< 1.0 U	< 1.0 U	< 1.0 U	< 1.0 U
Copper	7440-50-8	ug/L	80	2.7	6.9	2.1	1.4 J	1.5 J	1.4 J	1.4 J	1.4 J	1.8 J	1.1 J	< 2.0 U	1.5 J	1.3 J
Iron	7439-89-6	ug/L	1400	1000	2200	1500	960	260	950	310	640	160 J	140 J	< 200 U	580	77 J
Lead	7439-92-1	ug/L	10	0.54	13 J+	2.1 J+	0.80 J+	< 1.0 U	0.76 J+	< 1.0 U	0.96 J+	< 1.0 U	0.66 J+	< 1.0 U	0.64 J+	< 1.0 U
Magnesium	7439-95-4	ug/L		82000	5900	5800	5800	5600	5800	5700	6000	6000	6200	6200	6200	5700
Manganese	7439-96-5	ug/L	43	93	570	550	130	110	130	120	97	91	83	36	110	110
Nickel	7440-02-0	ug/L	39	14.3	2.0	1.2	0.73 J	0.80 J	0.64 J	0.92 J	0.71 J	0.75 J	0.76 J	1.1	0.68 J	0.93 J
Potassium	7440-09-7	ug/L		53000	4000	4000	3800	3700	3800	3800	3900	3900	3800	3900	4100	3700
Selenium	7782-49-2	ug/L	10	5	< 5.0 U	< 5.0 U	< 5.0 U	< 5.0 U	< 5.0 U	< 5.0 U	< 5.0 U	< 5.0 U	< 5.0 U	< 5.0 U	< 5.0 U	< 5.0 U
Silver	7440-22-4	ug/L	9.4		< 1.0 U	< 1.0 U	< 1.0 U	< 1.0 U	< 1.0 U	< 1.0 U	< 1.0 U	< 1.0 U	< 1.0 U	< 1.0 U	< 1.0 U	< 1.0 U
Sodium	7440-23-5	ug/L		680000	100000	100000	110000	100000	100000	100000	110000	120000	72000	73000	110000	100000
Thallium	7440-28-0	ug/L	0.02	6	< 1.0 U	< 1.0 U	< 1.0 U	< 1.0 U	< 1.0 U	< 1.0 U	< 1.0 U	< 1.0 U	< 1.0 U	< 1.0 U	< 1.0 U	< 1.0 U
Vanadium	7440-62-2	ug/L	8.6	27	1.9	< 5.0 U	< 5.0 U	< 5.0 U	< 5.0 U	< 5.0 U	< 5.0 U	< 5.0 U	< 5.0 U	< 5.0 U	< 5.0 U	< 5.0 U
Zinc	7440-66-6	ug/L	600	6.2	43	20	6.6	6.6	6.8	7.2	8.1	7.1	6.5	6.2	9.0	8.5
Mercury	7439-97-6	ug/L	0.57	0.77	0.10 J	< 0.20 U	< 0.20 U	< 0.20 U	< 0.20 U	< 0.20 U	< 0.20 U	< 0.20 U	0.073 J	< 0.20 U	0.072 J	< 0.20 U
Total Cyanide																
CYANIDE	57-12-5	ug/L	0.15	5.2	< 10 U	-	< 10 U	-	< 10 U	-	< 10 U	-	< 10 U	-	< 10 U	-
TCL VOCs																
1,1,1-Trichloroethane (TCA)	71-55-6	ug/L	200	76	< 5.0 U	-	< 5.0 U	-	< 5.0 U	-	< 5.0 U	-	< 5.0 U	-	< 5.0 U	-

Table 16
Low Flow Surface Water Analytical Results
Phase 2 Data Evaluation Summary Memorandum
Lower Neponset River
Boston and Milton, Massachusetts

					Location	24B-0001-L	24B-0001-L	24B-0002-L	24B-0002-L	24B-0002-L	24B-0002-L	24B-0003-L	24B-0003-L	24B-0004-L	24B-0004-L	24B-0005-L	24B-0005-L
					Sample Name	24B-0001-ASL	24B-0001-ASL-F	24B-0002-ADL	24B-0002-ADL-F	24B-0002-ASL	24B-0002-ASL-F	24B-0003-ASL	24B-0003-ASL-F	24B-0004-ASL	24B-0004-ASL-F	24B-0005-ASL	24B-0005-ASL-F
					Sample Date	10/30/2024	10/30/2024	10/30/2024	10/30/2024	10/30/2024	10/30/2024	10/30/2024	10/30/2024	10/30/2024	10/30/2024	10/30/2024	10/30/2024
					Sample Type	N	N	FD	FD	N	N	N	N	N	N	N	N
					Sample Depth	0.5 ft	0.5 ft	0.25 ft	0.25 ft	0.25 ft	0.25 ft	0.75 ft	0.75 ft	0.3 ft	0.3 ft	1.5 ft	1.5 ft
					Filter Application	Not Filtered	Filtered	Not Filtered	Filtered	Not Filtered	Filtered	Not Filtered	Filtered	Not Filtered	Filtered	Not Filtered	Filtered
Analyte	CAS Number	Units	Human Health PAL	Ecological PAL													
1,1,2,2-TETRACHLOROETHANE	79-34-5	ug/L	0.076	200	< 5.0 U	-	< 5.0 U	-	< 5.0 U	-	< 5.0 U	-	< 5.0 U	-	< 5.0 U	-
1,1,2-TRICHLORO-1,2,2-TRIFLUOROETHANE	76-13-1	ug/L	1000		< 5.0 U	-	< 5.0 U	-	< 5.0 U	-	< 5.0 U	-	< 5.0 U	-	< 5.0 U	-
1,1,2-Trichloroethane	79-00-5	ug/L	0.041	730	< 5.0 U	-	< 5.0 U	-	< 5.0 U	-	< 5.0 U	-	< 5.0 U	-	< 5.0 U	-
1,1-Dichloroethane	75-34-3	ug/L	2.8	410	< 5.0 U	-	< 5.0 U	-	< 5.0 U	-	< 5.0 U	-	< 5.0 U	-	< 5.0 U	-
1,1-Dichloroethene	75-35-4	ug/L	0.82	130	< 5.0 U	-	< 5.0 U	-	< 5.0 U	-	< 5.0 U	-	< 5.0 U	-	< 5.0 U	-
1,2,3-Trichlorobenzene	87-61-6	ug/L	0.7	8	< 5.0 U	-	< 5.0 U	-	< 5.0 U	-	< 5.0 U	-	< 5.0 U	-	< 5.0 U	-
1,2,3-TRICHLOROPROPANE	96-18-4	ug/L	0.00075		< 5.0 U	-	< 5.0 U	-	< 5.0 U	-	< 5.0 U	-	< 5.0 U	-	< 5.0 U	-
1,2,4-TRICHLOROBENZENE	120-82-1	ug/L	0.071	130	< 5.0 U	-	< 5.0 U	-	< 5.0 U	-	< 5.0 U	-	< 5.0 U	-	< 5.0 U	-
1,2,4-Trimethylbenzene	95-63-6	ug/L	5.6	15	< 5.0 U	-	< 5.0 U	-	< 5.0 U	-	< 5.0 U	-	< 5.0 U	-	< 5.0 U	-
1,2-Dibromo-3-Chloropropane	96-12-8	ug/L	0.00033		< 5.0 U	-	< 5.0 U	-	< 5.0 U	-	< 5.0 U	-	< 5.0 U	-	< 5.0 U	-
1,2-Dibromoethane (Ethylene Dibromide)	106-93-4	ug/L	0.0075		< 5.0 U	-	< 5.0 U	-	< 5.0 U	-	< 5.0 U	-	< 5.0 U	-	< 5.0 U	-
1,2-Dichlorobenzene	95-50-1	ug/L	30	23	< 5.0 U	-	< 5.0 U	-	< 5.0 U	-	< 5.0 U	-	< 5.0 U	-	< 5.0 U	-
1,2-Dichloroethane	107-06-2	ug/L	0.17	2000	< 5.0 U	-	< 5.0 U	-	< 5.0 U	-	< 5.0 U	-	< 5.0 U	-	< 5.0 U	-
1,2-DICHLOROPROPANE	78-87-5	ug/L	0.82	520	< 5.0 U	-	< 5.0 U	-	< 5.0 U	-	< 5.0 U	-	< 5.0 U	-	< 5.0 U	-
1,3,5-Trimethylbenzene (Mesitylene)	108-67-8	ug/L	6	26	< 5.0 U	-	< 5.0 U	-	< 5.0 U	-	< 5.0 U	-	< 5.0 U	-	< 5.0 U	-
1,3-DICHLOROBENZENE	541-73-1	ug/L	0.48	22	< 5.0 U	-	< 5.0 U	-	< 5.0 U	-	< 5.0 U	-	< 5.0 U	-	< 5.0 U	-
1,4-DICHLOROBENZENE	106-46-7	ug/L	0.48	9.4	< 5.0 U	-	< 5.0 U	-	< 5.0 U	-	< 5.0 U	-	< 5.0 U	-	< 5.0 U	-
2-HEXANONE	591-78-6	ug/L	3.8	99	< 10 U	-	< 10 U	-	< 10 U	-	< 10 U	-	< 10 U	-	< 10 U	-
ACETONE	67-64-1	ug/L	1800	1700	< 10 U	-	< 10 U	-	< 10 U	-	< 10 U	-	< 10 U	-	< 10 U	-
Benzene	71-43-2	ug/L	0.46	160	< 5.0 U	-	< 5.0 U	-	< 5.0 U	-	< 5.0 U	-	< 5.0 U	-	< 5.0 U	-
BROMOCHLOROMETHANE	74-97-5	ug/L	8.3		< 5.0 U	-	< 5.0 U	-	< 5.0 U	-	< 5.0 U	-	< 5.0 U	-	< 5.0 U	-
BROMODICHLOROMETHANE	75-27-4	ug/L	0.13	340	< 5.0 U	-	< 5.0 U	-	< 5.0 U	-	< 5.0 U	-	< 5.0 U	-	< 5.0 U	-
BROMOFORM	75-25-2	ug/L	3.3	230	< 5.0 U	-	< 5.0 U	-	< 5.0 U	-	< 5.0 U	-	< 5.0 U	-	< 5.0 U	-
BROMOMETHANE	74-83-9	ug/L	0.75	16	< 5.0 U	-	< 5.0 U	-	< 5.0 U	-	< 5.0 U	-	< 5.0 U	-	< 5.0 U	-
CARBON DISULFIDE	75-15-0	ug/L	81	15	< 5.0 U	-	< 5.0 U	-	< 5.0 U	-	< 5.0 U	-	< 5.0 U	-	< 5.0 U	-
CARBON TETRACHLORIDE	56-23-5	ug/L	0.4	77	< 5.0 U	-	< 5.0 U	-	< 5.0 U	-	< 5.0 U	-	< 5.0 U	-	< 5.0 U	-
Chlorobenzene	108-90-7	ug/L	7.8	25	< 5.0 U	-	< 5.0 U	-	< 5.0 U	-	< 5.0 U	-	< 5.0 U	-	< 5.0 U	-
Chloroethane	75-00-3	ug/L	830		< 5.0 U	-	< 5.0 U	-	< 5.0 U	-	< 5.0 U	-	< 5.0 U	-	< 5.0 U	-
Chloroform	67-66-3	ug/L	0.22	140	< 5.0 U	-	< 5.0 U	-	< 5.0 U	-	< 5.0 U	-	< 5.0 U	-	< 5.0 U	-
CHLOROMETHANE	74-87-3	ug/L	19		0.72 J	-	< 5.0 U	-	< 5.0 U	-	< 5.0 U	-	< 5.0 U	-	< 5.0 U	-
CIS-1,2-DICHLOROETHYLENE	156-59-2	ug/L	2.5	620	0.43 J	-	< 5.0 U	-	< 5.0 U	-	< 5.0 U	-	< 5.0 U	-	< 5.0 U	-
cis-1,3-Dichloropropene	10061-01-5	ug/L	0.27		< 5.0 U	-	< 5.0 U	-	< 5.0 U	-	< 5.0 U	-	< 5.0 U	-	< 5.0 U	-
Cyclohexane	110-82-7	ug/L	1300	158	< 5.0 U	-	< 5.0 U	-	< 5.0 U	-	< 5.0 U	-	< 5.0 U	-	< 5.0 U	-
DIBROMOCHLOROMETHANE	124-48-1	ug/L	0.8	320	< 5.0 U	-	< 5.0 U	-	< 5.0 U	-	< 5.0 U	-	< 5.0 U	-	< 5.0 U	-
Dichlorodifluoromethane	75-71-8	ug/L	20		< 5.0 U	-	< 5.0 U	-	< 5.0 U	-	< 5.0 U	-	< 5.0 U	-	< 5.0 U	-
Ethylbenzene	100-41-4	ug/L	1.5	61	< 5.0 U	-	< 5.0 U	-	< 5.0 U	-	< 5.0 U	-	< 5.0 U	-	< 5.0 U	-
Isopropylbenzene (Cumene)	98-82-8	ug/L	45	4.8	< 5.0 U	-	< 5.0 U	-	< 5.0 U	-	< 5.0 U	-	< 5.0 U	-	< 5.0 U	-
m,p-Xylene	179601-23-1	ug/L	19		< 5.0 U	-	< 5.0 U	-	< 5.0 U	-	< 5.0 U	-	< 5.0 U	-	< 5.0 U	-
METHYL ACETATE	79-20-9	ug/L	2000		< 5.0 U	-	< 5.0 U	-	< 5.0 U	-	< 5.0 U	-	< 5.0 U	-	< 5.0 U	-
Methyl Ethyl Ketone (2-Butanone)	78-93-3	ug/L	560	22000	< 10 U	-	< 10 U	-	< 10 U	-	< 10 U	-	< 10 U	-	< 10 U	-
METHYL ISOBUTYL KETONE (4-METHYL-2-PENTANONE	108-10-1	ug/L	630	170	< 10 U	-	< 10 U	-	< 10 U	-	< 10 U	-	< 10 U	-	< 10 U	-
Methylcyclohexane	108-87-2	ug/L	20	52	< 5.0 U	-	< 5.0 U	-	< 5.0 U	-	< 5.0 U	-	< 5.0 U	-	< 5.0 U	-
Methylene Chloride	75-09-2	ug/L	5	1500	< 5.0 U	-	< 5.0 U	-	< 5.0 U	-	< 5.0 U	-	< 5.0 U	-	< 5.0 U	-
o-Xylene (1,2-Dimethylbenzene)	95-47-6	ug/L	19		< 5.0 U	-	< 5.0 U	-	< 5.0 U	-	< 5.0 U	-	< 5.0 U	-	< 5.0 U	-
Styrene	100-42-5	ug/L	100	32	< 5.0 U	-	< 5.0 U	-	< 5.0 U	-	< 5.0 U	-	< 5.0 U	-	< 5.0 U	-
TERT-BUTYL METHYL ETHER	1634-04-4	ug/L	14	730	< 5.0 U	-	< 5.0 U	-	< 5.0 U	-	< 5.0 U	-	< 5.0 U	-	< 5.0 U	-
Tetrachloroethylene (PCE)	127-18-4	ug/L	4.1	53	< 5.0 U	-	< 5.0 U	-	< 5.0 U	-	< 5.0 U	-	< 5.0 U	-	< 5.0 U	-
Toluene	108-88-3	ug/L	57	62	0.38 J	-	< 5.0 U	-	< 5.0 U	-	< 5.0 U	-	< 5.0 U	-	< 5.0 U	-
Trans-1,2-Dichloroethylene	156-60-5	ug/L	6.8	558	< 5.0 U	-	< 5.0 U	-	< 5.0 U	-	< 5.0 U	-	< 5.0 U	-	< 5.0 U	-
Trans-1,3-Dichloropropene	10061-02-6	ug/L	0.27		< 5.0 U	-	< 5.0 U	-	< 5.0 U	-	< 5.0 U	-	< 5.0 U	-	< 5.0 U	-
Trichloroethylene (TCE)	79-01-6	ug/L	0.28	220	< 5.0 U	-	< 5.0 U	-	< 5.0 U	-	< 5.0 U	-	< 5.0 U	-	< 5.0 U	-
Trichlorofluoromethane	75-69-4	ug/L	520		< 5.0 U	-	< 5.0 U	-	< 5.0 U	-	< 5.0 U	-	< 5.0 U	-	< 5.0 U	-
Vinyl Chloride	75-01-4	ug/L	0.019	930	< 5.0 U	-	< 5.0 U	-	< 5.0 U	-	< 5.0 U	-	< 5.0 U	-	< 5.0 U	-
Field Measurements																	
DISSOLVED OXYGEN	DO	mg/L			2.95	-	-	-	8.66	-	8.16	-	8.13	-	8.1	-
Oxidation-Reduction Potential	ORP	mv			80.6	-	-	-	129.5	-	119.6	-	140.2	-	141.7	-
pH	PH	su			7.32	-	-	-	7.53	-	7.81	-	7.72	-	7.76	-
Specific Conductance	SC	us/cm			696	-	-	-	715	-	754	-	562	-	725	-
Temperature	TEMP	deg c			10.3	-	-	-	10.2	-	9.9	-	11.2	-	11.5	-
Turbidity	TURB	NTU			5.71	-	-	-	2.58	-	2.08	-	0.8	-	1.94	-

Table 16
Low Flow Surface Water Analytical Results
Phase 2 Data Evaluation Summary Memorandum
Lower Neponset River
Boston and Milton, Massachusetts

Notes:
(a) Yellow highlighted values represent detection of the compound at a concentration above the human health PAL; underlined values represent detection of the compound at a concentration above the ecological PAL.
(b) Comparison of the data to the PALs is for informational purposes only and is not an indication of risk.
(c) Bold font indicates detected concentration.

Sums and TEQ:
(a) The homolog groups sums for PCBs and PCDD/Fs were calculated by summing the detected congeners in each group; if no congeners in a group were detected, the maximum reporting detection limit for any individual congener in that homolog group was used.
(b) The concentration of total PCB congeners was calculated as the sum of detected congeners in each sample.
(c) PCDD/F TEQ and PCB Toxic Equivalency (TEQ) values were calculated by summing the detected compounds in each group that have been multiplied by their specific Toxic Equivalency Factors (TEFs); see Table 51 for more details. For any sample that did not have any detected compounds, the resulting TEQ is shown as a zero.
(d) For coelution of dioxin-like (DL) and non-DL congeners, TEF is applied to the full reported concentration.
(e) Calculated total values are inclusive of Estimated Maximum Possible Concentration (EMPC) results.

Project Action Limits (PALs):
A blank cell for the PAL indicates no PAL is available.
See Table 51 for additional details.

Analytes:
PCB - polychlorinated biphenyl
PCDD/F - polychlorinated dibenzodioxins/furans
TAL - target analyte list
TCL - target compound list
VOCs - volatile organic compounds

Units:
deg C - degrees celcius
mg/L - milligrams per liter
mv - millivolt
NTU - nephelometric turbidity unit
pg/L - picograms per liter
su - standard units
ug/L - micrograms per liter
us/cm - microsiemens per centimeter

Qualifiers:
J - The analyte was positively identified; the associated numerical value is the approximate concentration of the analyte in the sample.
J+ - The analyte was positively identified; the associated numerical value is the approximate concentration of the analyte in the sample with a potential high bias.
UJ - The analyte was not detected above the reported detection limit. However, the reported detection limit is approximate and may or may not represent the actual limit of quantitation necessary to accurately and precisely measure the analyte in the sample.
U - The analyte was analyzed for but was not detected above the reported detection limit.

Sample Type:
N - normal
FD - field duplicate

Table 17
High Flow Surface Water Analytical Results
Phase 2 Data Evaluation Summary Memorandum
Lower Neponset River
Boston and Milton, Massachusetts

				Location	25A-0001-H	25A-0001-H	25A-0002-H	25A-0002-H	25A-0004-H	25A-0004-H	25A-0005-H	25A-0005-H	25A-0005-H	25A-0005-H
				Sample Name	25A-0001-ASH	25A-0001-ASH-F	25A-0002-ASH	25A-0002-ASH-F	25A-0004-ASH	25A-0004-ASH-F	25A-0005-ASH-CS	25A-0005-ASH-CS-F	25A-0005-ASH	25A-0005-ASH-F
				Sample Date	5/10/2025	5/10/2025	5/10/2025	5/10/2025	5/10/2025	5/10/2025	5/10/2025	5/10/2025	5/10/2025	5/10/2025
				Sample Type	N	N	N	N	N	N	FD	FD	N	N
				Sample Depth	1 ft	1 ft	0.5 ft	0.5 ft	2 ft	2 ft	2 ft	2 ft	2 ft	2 ft
				Filter Application	Not Filtered	Filtered	Not Filtered	Filtered	Not Filtered	Filtered	Not Filtered	Filtered	Not Filtered	Filtered
Analyte	CAS Number	Units	Human Health PAL	Ecological PAL										
TCL Pesticides														
ALDRIN	309-00-2	ug/L	0.00000077	0.04	< 0.049 UJ	-	< 0.047 UJ	-	< 0.049 U	-	< 0.050 U	-	< 0.049 U	-
ALPHA BHC (ALPHA HEXACHLOROCYCLOHEXANE)	319-84-6	ug/L	0.00036	0.01	< 0.049 UJ	-	< 0.047 UJ	-	< 0.049 U	-	< 0.050 U	-	< 0.049 U	-
ALPHA ENDOSULFAN (ENDOSULFAN I)	959-98-8	ug/L	10	0.056	< 0.049 UJ	-	< 0.047 UJ	-	< 0.049 U	-	< 0.050 U	-	< 0.049 U	-
BETA BHC (BETA HEXACHLOROCYCLOHEXANE)	319-85-7	ug/L	0.008		< 0.049 UJ	-	< 0.047 UJ	-	< 0.049 U	-	< 0.050 U	-	< 0.049 U	-
BETA ENDOSULFAN (ENDOSULFAN II)	33213-65-9	ug/L	10	0.056	< 0.098 UJ	-	< 0.094 UJ	-	< 0.098 U	-	< 0.10 U	-	< 0.098 U	-
cis-Chlordane (alpha-Chlordane)	5103-71-9	ug/L	0.00031		< 0.049 UJ	-	< 0.047 UJ	-	< 0.049 U	-	< 0.050 U	-	< 0.049 U	-
DELTA BHC (DELTA HEXACHLOROCYCLOHEXANE)	319-86-8	ug/L	0.000073		< 0.049 UJ	-	< 0.047 UJ	-	< 0.049 U	-	< 0.050 U	-	< 0.049 U	-
DIELDRIN	60-57-1	ug/L	0.0000012	0.056	< 0.098 UJ	-	< 0.094 UJ	-	< 0.098 U	-	< 0.10 U	-	< 0.098 U	-
ENDOSULFAN SULFATE	1031-07-8	ug/L	11	0.06	< 0.098 UJ	-	< 0.094 UJ	-	< 0.098 U	-	< 0.10 U	-	< 0.098 U	-
ENDRIN	72-20-8	ug/L	0.03	0.036	< 0.098 UJ	-	< 0.094 UJ	-	< 0.098 U	-	< 0.10 U	-	< 0.098 U	-
ENDRIN ALDEHYDE	7421-93-4	ug/L	0.23		< 0.098 UJ	-	< 0.094 UJ	-	< 0.098 U	-	< 0.10 U	-	< 0.098 U	-
ENDRIN KETONE	53494-70-5	ug/L	0.23		< 0.098 UJ	-	< 0.094 UJ	-	< 0.098 U	-	< 0.10 U	-	< 0.098 U	-
GAMMA BHC (LINDANE)	58-89-9	ug/L	0.00097	0.11	< 0.049 UJ	-	< 0.047 UJ	-	< 0.049 U	-	< 0.050 U	-	< 0.049 U	-
HEPTACHLOR	76-44-8	ug/L	0.0000059	0.0038	< 0.049 UJ	-	< 0.047 UJ	-	< 0.049 U	-	< 0.050 U	-	< 0.049 U	-
HEPTACHLOR EPOXIDE	1024-57-3	ug/L	0.000032	0.0038	< 0.049 UJ	-	< 0.047 UJ	-	< 0.049 U	-	< 0.050 U	-	< 0.049 U	-
METHOXYCHLOR	72-43-5	ug/L	0.02	0.03	< 0.49 UJ	-	< 0.47 UJ	-	< 0.49 U	-	< 0.50 U	-	< 0.49 U	-
P,P'-DDD (4,4'-DDD)	72-54-8	ug/L	0.00012	0.01	< 0.098 UJ	-	< 0.094 UJ	-	< 0.098 U	-	< 0.10 U	-	< 0.098 U	-
P,P'-DDE (4,4'-DDE)	72-55-9	ug/L	0.000018	0.3	< 0.098 UJ	-	< 0.094 UJ	-	< 0.098 U	-	< 0.10 U	-	< 0.098 U	-
P,P'-DDT (4,4'-DDT)	50-29-3	ug/L	0.00003	0.001	< 0.098 UJ	-	< 0.094 UJ	-	< 0.098 U	-	< 0.10 U	-	< 0.098 U	-
TOXAPHENE	8001-35-2	ug/L	0.0007	0.0002	< 4.9 UJ	-	< 4.7 UJ	-	< 4.9 U	-	< 5.0 U	-	< 4.9 U	-
Trans-Chlordane (Gamma-Chlordane)	5103-74-2	ug/L	0.00031		< 0.049 UJ	-	< 0.047 UJ	-	< 0.049 U	-	< 0.050 U	-	< 0.049 U	-
PCDD/F														
1,2,3,4,6,7,8-HEPTACHLORODIBENZOFURAN	67562-39-4	pg/L	12	0.31	< 7.6 U	-	19 J	-	13 J	-	9.3 J	-	11 J	-
1,2,3,4,6,7,8-HEPTACHLORODIBENZO-P-DIOXIN	35822-46-9	pg/L	12	3.1	< 50 U	-	< 48 U	-	< 48 U	-	< 50 U	-	< 49 U	-
1,2,3,4,7,8,9-HEPTACHLORODIBENZOFURAN	55673-89-7	pg/L	12	0.31	< 9.0 U	-	< 8.6 U	-	< 8.6 U	-	< 9.1 U	-	< 8.9 U	-
1,2,3,4,7,8-HEXACHLORODIBENZOFURAN	70648-26-9	pg/L	1.2	0.031	< 8.5 U	-	< 8.1 U	-	< 8.1 U	-	< 8.6 U	-	< 8.4 U	-
1,2,3,4,7,8-HEXACHLORODIBENZO-P-DIOXIN	39227-28-6	pg/L	1.2	0.062	< 7.0 U	-	< 6.7 U	-	< 6.7 U	-	< 7.0 U	-	< 6.9 U	-
1,2,3,6,7,8-HEXACHLORODIBENZOFURAN	57117-44-9	pg/L	1.2	0.031	< 9.2 U	-	< 8.8 U	-	< 8.8 U	-	< 9.3 U	-	< 9.1 U	-
1,2,3,6,7,8-HEXACHLORODIBENZO-P-DIOXIN	57653-85-7	pg/L	1.2	0.31	< 6.3 U	-	< 6.0 U	-	< 6.0 U	-	< 6.3 U	-	< 6.2 U	-
1,2,3,7,8,9-HEXACHLORODIBENZOFURAN	72918-21-9	pg/L	1.2	0.031	< 6.9 U	-	< 6.6 U	-	< 6.6 U	-	< 7.0 U	-	< 6.9 U	-
1,2,3,7,8,9-HEXACHLORODIBENZO-P-DIOXIN	19408-74-3	pg/L	1.2	0.031	< 8.5 U	-	< 8.2 U	-	< 8.1 U	-	< 8.6 U	-	< 8.5 U	-
1,2,3,7,8-PENTACHLORODIBENZOFURAN	57117-41-6	pg/L	4	0.1	< 5.0 U	-	< 4.8 U	-	< 4.8 U	-	< 5.1 U	-	< 5.0 U	-
1,2,3,7,8-PENTACHLORODIBENZO-P-DIOXIN	40321-76-4	pg/L	0.12	0.0031	< 6.8 U	-	< 6.6 U	-	< 6.5 U	-	< 6.9 U	-	< 6.8 U	-
2,3,4,6,7,8-HEXACHLORODIBENZOFURAN	60851-34-5	pg/L	1.2	0.031	< 7.6 U	-	< 7.3 U	-	< 7.2 U	-	< 7.6 U	-	< 7.5 U	-
2,3,4,7,8-PENTACHLORODIBENZOFURAN	57117-31-4	pg/L	0.4	0.01	< 2.8 U	-	< 2.7 U	-	< 2.7 U	-	< 2.8 U	-	< 3.4 U	-
2,3,7,8-TETRACHLORODIBENZOFURAN	51207-31-9	pg/L	1.2	0.031	< 1.7 U	-	< 1.6 U	-	< 1.7 U	-	< 1.7 U	-	< 1.7 U	-
2,3,7,8-TETRACHLORODIBENZO-P-DIOXIN	1746-01-6	pg/L	0.005	0.0031	< 1.8 U	-	< 2.1 U	-	< 1.8 U	-	< 1.9 U	-	< 2.5 U	-
OCTACHLORODIBENZOFURAN	39001-02-0	pg/L	400	31	< 18 U	-	26 J	-	33 J	-	19 J	-	19 J	-
OCTACHLORODIBENZO-P-DIOXIN	3268-87-9	pg/L	400	31	< 99 U	-	140 J+	-	180 J+	-	120 J+	-	100 J+	-
Heptachlorodibenzofurans	38998-75-3	pg/L			ND	-	19 J	-	13 J	-	9.3 J	-	19 J	-
Heptachlorodibenzo-P-Dioxins	37871-00-4	pg/L			12 J	-	ND	-	30 J	-	ND	-	12 J	-
HEXACHLORODIBENZOFURAN	55684-94-1	pg/L			ND	-	ND	-	6.9 J	-	ND	-	ND	-
HEXACHLORODIBENZO-P-DIOXIN	34465-46-8	pg/L	13		ND	-	ND	-	ND	-	ND	-	ND	-
PENTACHLORO DIBENZOFURAN	30402-15-4	pg/L			ND	-	ND	-	ND	-	ND	-	ND	-
PENTACHLORODIBENZO-P-DIOXIN	36088-22-9	pg/L			ND	-	ND	-	ND	-	ND	-	ND	-
Tetrachlorodibenzofuran	55722-27-5	pg/L			ND	-	ND	-	ND	-	ND	-	ND	-
TETRACHLORODIBENZO-P-DIOXIN	41903-57-5	pg/L			ND	-	ND	-	ND	-	ND	-	ND	-
Total PCDD/F TEQ (Bird)	RA-TEQ-B-DF	pg/L			0	-	0.2066	-	0.1513	-	0.1069	-	0.1219	-
Total PCDD/F TEQ (Fish)	RA-TEQ-F-DF	pg/L			0	-	0.2066	-	0.1513	-	0.1069	-	0.1219	-
Total PCDD/F TEQ (Mammal)	RA-TEQ-M-DF	pg/L	0.005	0.0031	0	-	0.2398	-	0.1939	-	0.1347	-	0.1457	-
PCB Congeners														
PCB-001	2051-60-7	pg/L	64	14000	350	-	620	-	< 38 U	-	420	-	370	-
PCB-002	2051-61-8	pg/L	64	14000	< 39 U	-	< 38 U	-	< 38 U	-	< 41 U	-	< 40 U	-
PCB-003	2051-62-9	pg/L	64	14000	18 J	-	110	-	< 38 U	-	47	-	29 J	-
PCB-004	13029-08-8	pg/L	64	14000	830 J	-	1300 J	-	40 J	-	1400 J	-	820 J	-
PCB-005	16605-91-7	pg/L	64	14000	< 39 U	-	< 38 U	-	< 38 U	-	< 41 U	-	< 40 U	-

Table 17
High Flow Surface Water Analytical Results
Phase 2 Data Evaluation Summary Memorandum
Lower Neponset River
Boston and Milton, Massachusetts

					Location	25A-0001-H	25A-0001-H	25A-0002-H	25A-0002-H	25A-0004-H	25A-0004-H	25A-0005-H	25A-0005-H	25A-0005-H	25A-0005-H
					Sample Name	25A-0001-ASH	25A-0001-ASH-F	25A-0002-ASH	25A-0002-ASH-F	25A-0004-ASH	25A-0004-ASH-F	25A-0005-ASH-CS	25A-0005-ASH-CS-F	25A-0005-ASH	25A-0005-ASH-F
					Sample Date	5/10/2025	5/10/2025	5/10/2025	5/10/2025	5/10/2025	5/10/2025	5/10/2025	5/10/2025	5/10/2025	5/10/2025
					Sample Type	N	N	N	N	N	N	FD	FD	N	N
					Sample Depth	1 ft	1 ft	0.5 ft	0.5 ft	2 ft	2 ft	2 ft	2 ft	2 ft	2 ft
					Filter Application	Not Filtered	Filtered	Not Filtered	Filtered	Not Filtered	Filtered	Not Filtered	Filtered	Not Filtered	Filtered
Analyte	CAS Number	Units	Human Health PAL	Ecological PAL											
PCB-006	25569-80-6	pg/L	64	14000	40 J	-	70 J	-	< 38 U	-	130	-	65 J	-
PCB-007	33284-50-3	pg/L	64	14000	< 39 U	-	< 38 U	-	< 38 U	-	14 J	-	< 40 U	-
PCB-008	34883-43-7	pg/L	64	14000	110 J	-	260 J	-	< 38 UJ	-	370 J	-	140 J	-
PCB-009	34883-39-1	pg/L	64	14000	< 39 U	-	< 38 U	-	< 38 U	-	15 J	-	< 40 U	-
PCB-010	33146-45-1	pg/L	64	14000	88 J	-	190	-	< 38 U	-	130	-	110	-
PCB-011	2050-67-1	pg/L	64	14000	< 390 U	-	< 370 U	-	< 370 U	-	< 400 U	-	< 390 U	-
PCB-012/013	PCB-12/13	pg/L	64	14000	< 79 U	-	37 J	-	< 76 U	-	65 J	-	24 J	-
PCB-014	34883-41-5	pg/L	64	14000	< 39 U	-	< 38 U	-	< 38 U	-	< 41 U	-	< 40 U	-
PCB-015	2050-68-2	pg/L	64	14000	120 J	-	320 J	-	14 J	-	540 J	-	200 J	-
PCB-016	38444-78-9	pg/L	64	14000	15 J	-	24 J	-	< 38 U	-	44	-	30 J	-
PCB-017	37680-66-3	pg/L	64	14000	130 J	-	230 J	-	< 38 U	-	390 J	-	190 J	-
PCB-018/030	PCB-18/30	pg/L	64	14000	89	-	150	-	< 76 U	-	240	-	180	-
PCB-019	38444-73-4	pg/L	64	14000	300 J	-	540 J	-	< 38 U	-	560 J	-	370 J	-
PCB-020/028	PCB-20/28	pg/L	64	14000	170 J	-	330	-	< 200 U	-	570	-	300	-
PCB-021/033	PCB-21/33	pg/L	64	14000	< 210 U	-	< 210 U	-	< 210 U	-	< 220 U	-	< 210 U	-
PCB-022	38444-85-8	pg/L	64	14000	< 150 U	-	51 J	-	< 140 U	-	100 J	-	58 J	-
PCB-023	55720-44-0	pg/L	64	14000	< 39 U	-	< 38 U	-	< 38 U	-	< 41 U	-	< 40 U	-
PCB-024	55702-45-9	pg/L	64	14000	< 39 U	-	< 38 U	-	< 38 U	-	< 41 U	-	< 40 U	-
PCB-025	55712-37-3	pg/L	64	14000	50	-	110	-	< 38 U	-	180	-	110	-
PCB-026/029	PCB-26/29	pg/L	64	14000	82	-	190	-	< 76 U	-	260	-	180	-
PCB-027	38444-76-7	pg/L	64	14000	96	-	200	-	< 38 U	-	210	-	130	-
PCB-031	16606-02-3	pg/L	64	14000	120 J	-	290	-	< 200 U	-	490	-	260	-
PCB-032	38444-77-8	pg/L	64	14000	140 J	-	270 J	-	< 38 U	-	370 J	-	200 J	-
PCB-034	37680-68-5	pg/L	64	14000	< 39 U	-	< 38 U	-	< 38 U	-	< 41 U	-	< 40 U	-
PCB-035	37680-69-6	pg/L	64	14000	< 39 U	-	< 38 U	-	< 38 U	-	< 41 U	-	< 40 U	-
PCB-036	38444-87-0	pg/L	64	14000	< 39 U	-	< 38 U	-	< 38 U	-	< 41 U	-	< 40 U	-
PCB-037	38444-90-5	pg/L	64	14000	19 J	-	48 J	-	< 81 U	-	89	-	35 J	-
PCB-038	53555-66-1	pg/L	64	14000	< 39 U	-	< 38 U	-	< 38 U	-	< 41 U	-	< 40 U	-
PCB-039	38444-88-1	pg/L	64	14000	< 39 U	-	< 38 U	-	< 38 U	-	< 41 U	-	< 40 U	-
PCB-040/041/071	PCB-40/41/71	pg/L	64	14000	85 J	-	180	-	< 110 U	-	180	-	160	-
PCB-042	36559-22-5	pg/L	64	14000	45	-	91	-	< 38 U	-	93	-	80	-
PCB-043/073	PCB-43/73	pg/L	64	14000	< 79 U	-	< 76 U	-	< 76 U	-	< 81 U	-	< 79 U	-
PCB-044/047/065	PCB-44/47/65	pg/L	64	14000	190	-	440	-	< 110 U	-	410	-	340	-
PCB-045/051	PCB-45/51	pg/L	64	14000	65 J	-	110	-	< 76 U	-	110	-	85	-
PCB-046	41464-47-5	pg/L	64	14000	< 39 U	-	21 J	-	< 38 U	-	22 J	-	16 J	-
PCB-048	70362-47-9	pg/L	64	14000	< 39 U	-	21 J	-	< 38 U	-	25 J	-	18 J	-
PCB-049/069	PCB-49/69	pg/L	64	14000	140	-	320	-	< 76 U	-	290	-	260	-
PCB-050/053	PCB-50/53	pg/L	64	14000	86	-	170	-	< 76 U	-	150	-	130	-
PCB-052	35693-99-3	pg/L	64	14000	240	-	440	-	< 200 U	-	420	-	380	-
PCB-054	15968-05-5	pg/L	64	14000	< 39 U	-	17 J	-	< 38 U	-	15 J	-	< 40 U	-
PCB-055	74338-24-2	pg/L	64	14000	< 39 U	-	< 38 U	-	< 38 U	-	< 41 U	-	< 40 U	-
PCB-056	41464-43-1	pg/L	64	14000	29 J	-	62	-	< 38 U	-	54	-	41	-
PCB-057	70424-67-8	pg/L	64	14000	< 39 U	-	< 38 U	-	< 38 U	-	< 41 U	-	< 40 U	-
PCB-058	41464-49-7	pg/L	64	14000	< 39 U	-	< 38 U	-	< 38 U	-	< 41 U	-	< 40 U	-
PCB-059/062/075	PCB-59/62/75	pg/L	64	14000	< 120 U	-	33 J	-	< 110 U	-	< 120 U	-	< 120 U	-
PCB-060	33025-41-1	pg/L	64	14000	17 J	-	30 J	-	< 38 U	-	24 J	-	18 J	-
PCB-061/070/074/076	PCB-61/70/74/76	pg/L	64	14000	150 J	-	290	-	< 150 U	-	270	-	200	-
PCB-063	74472-34-7	pg/L	64	14000	< 39 U	-	21 J	-	< 38 U	-	18 J	-	14 J	-
PCB-064	52663-58-8	pg/L	64	14000	54	-	120	-	8.3 J	-	130	-	100	-
PCB-066	32598-10-0	pg/L	64	14000	110	-	220	-	< 90 U	-	170	-	140	-
PCB-067	73575-53-8	pg/L	64	14000	< 39 U	-	< 38 U	-	< 38 U	-	< 41 U	-	< 40 U	-
PCB-068	73575-52-7	pg/L	64	14000	< 39 U	-	< 38 U	-	< 38 U	-	< 41 U	-	< 40 U	-
PCB-072	41464-42-0	pg/L	64	14000	< 39 U	-	13 J	-	< 38 U	-	< 41 U	-	< 40 U	-
PCB-077	32598-13-3	pg/L	64	14000	< 9.0 U	-	21 J	-	< 8.7 U	-	21 J	-	14 J	-
PCB-078	70362-49-1	pg/L	64	14000	< 39 U	-	< 38 U	-	< 38 U	-	< 41 U	-	< 40 U	-
PCB-079	41464-48-6	pg/L	64	14000	< 39 U	-	< 38 U	-	< 38 U	-	< 41 U	-	< 40 U	-
PCB-080	33284-52-5	pg/L	64	14000	< 39 U	-	< 38 U	-	< 38 U	-	< 41 U	-	< 40 U	-

Table 17
High Flow Surface Water Analytical Results
Phase 2 Data Evaluation Summary Memorandum
Lower Neponset River
Boston and Milton, Massachusetts

					Location	25A-0001-H	25A-0001-H	25A-0002-H	25A-0002-H	25A-0004-H	25A-0004-H	25A-0005-H	25A-0005-H	25A-0005-H	25A-0005-H
					Sample Name	25A-0001-ASH	25A-0001-ASH-F	25A-0002-ASH	25A-0002-ASH-F	25A-0004-ASH	25A-0004-ASH-F	25A-0005-ASH-CS	25A-0005-ASH-CS-F	25A-0005-ASH	25A-0005-ASH-F
					Sample Date	5/10/2025	5/10/2025	5/10/2025	5/10/2025	5/10/2025	5/10/2025	5/10/2025	5/10/2025	5/10/2025	5/10/2025
					Sample Type	N	N	N	N	N	N	FD	FD	N	N
					Sample Depth	1 ft	1 ft	0.5 ft	0.5 ft	2 ft	2 ft	2 ft	2 ft	2 ft	2 ft
					Filter Application	Not Filtered	Filtered	Not Filtered	Filtered	Not Filtered	Filtered	Not Filtered	Filtered	Not Filtered	Filtered
Analyte	CAS Number	Units	Human Health PAL	Ecological PAL											
PCB-081	70362-50-4	pg/L	64	14000	< 5.9 U	-	< 5.7 U	-	< 5.7 U	-	< 6.1 U	-	< 5.9 U	-
PCB-082	52663-62-4	pg/L	64	14000	11 J	-	28 J	-	< 38 U	-	22 J	-	17 J	-
PCB-083	60145-20-2	pg/L	64	14000	11 J	-	24 J	-	< 38 U	-	15 J	-	13 J	-
PCB-084	52663-60-2	pg/L	64	14000	37 J	-	67	-	< 38 U	-	48	-	45	-
PCB-085/116/117	PCB-85/116/117	pg/L	64	14000	29 J	-	67 J	-	< 110 U	-	40 J	-	33 J	-
PCB-086/087/097/108/119/125	PCB-86/108+	pg/L	64	14000	85 J	-	160 J	-	< 230 U	-	110 J	-	96 J	-
PCB-088/091	PCB-88/91	pg/L	64	14000	27 J	-	75 J	-	< 76 U	-	45 J	-	43 J	-
PCB-089	73575-57-2	pg/L	64	14000	< 39 U	-	< 38 U	-	< 38 U	-	< 41 U	-	< 40 U	-
PCB-090/101/113	PCB-90/101/113	pg/L	64	14000	130	-	260	-	30 J	-	160	-	150	-
PCB-092	52663-61-3	pg/L	64	14000	40	-	91	-	< 38 U	-	53	-	46 J	-
PCB-093/098/100/102	PCB-93+	pg/L	64	14000	< 160 U	-	< 150 U	-	< 150 U	-	< 160 U	-	< 160 U	-
PCB-094	73575-55-0	pg/L	64	14000	< 39 U	-	< 38 U	-	< 38 U	-	< 41 U	-	< 40 U	-
PCB-095	38379-99-6	pg/L	64	14000	140	-	250	-	< 110 U	-	160	-	170	-
PCB-096	73575-54-9	pg/L	64	14000	< 39 U	-	< 38 U	-	< 38 U	-	< 41 U	-	< 40 U	-
PCB-099	38380-01-7	pg/L	64	14000	68	-	150	-	< 38 U	-	96	-	92	-
PCB-103	60145-21-3	pg/L	64	14000	< 39 U	-	< 38 U	-	< 38 U	-	< 41 U	-	< 40 U	-
PCB-104	56558-16-8	pg/L	64	14000	< 39 U	-	< 38 U	-	< 38 U	-	< 41 U	-	< 40 U	-
PCB-105	32598-14-4	pg/L	64	14000	30 J	-	71	-	12 J	-	38 J	-	38 J	-
PCB-106	70424-69-0	pg/L	64	14000	< 39 U	-	< 38 U	-	< 38 U	-	< 41 U	-	< 40 U	-
PCB-107/124	PCB-107/124	pg/L	64	14000	< 79 U	-	< 76 U	-	< 76 U	-	< 81 U	-	< 79 U	-
PCB-109	74472-35-8	pg/L	64	14000	< 39 U	-	16 J	-	< 38 U	-	8.8 J	-	9.2 J	-
PCB-110/115	PCB-110/115	pg/L	64	14000	170	-	340	-	34 J	-	210	-	200	-
PCB-111	39635-32-0	pg/L	64	14000	< 39 U	-	< 38 U	-	< 38 U	-	< 41 U	-	< 40 U	-
PCB-112	74472-36-9	pg/L	64	14000	< 39 U	-	< 38 U	-	< 38 U	-	< 41 U	-	< 40 U	-
PCB-114	74472-37-0	pg/L	64	14000	< 12 U	-	< 11 U	-	< 11 U	-	< 12 U	-	< 12 U	-
PCB-118	31508-00-6	pg/L	64	14000	78	-	180	-	27 J	-	110	-	97	-
PCB-120	68194-12-7	pg/L	64	14000	< 39 U	-	< 38 U	-	< 38 U	-	< 41 U	-	< 40 U	-
PCB-121	56558-18-0	pg/L	64	14000	< 39 U	-	< 38 U	-	< 38 U	-	< 41 U	-	< 40 U	-
PCB-122	76842-07-4	pg/L	64	14000	< 39 U	-	< 38 U	-	< 38 U	-	< 41 U	-	< 40 U	-
PCB-123	65510-44-3	pg/L	64	14000	< 13 U	-	< 13 U	-	< 13 U	-	< 14 U	-	< 13 U	-
PCB-126	57465-28-8	pg/L	1.2	14000	< 9.6 U	-	< 9.4 U	-	< 9.3 U	-	< 10 U	-	< 9.7 U	-
PCB-127	39635-33-1	pg/L	64	14000	< 39 U	-	< 38 U	-	< 38 U	-	< 41 U	-	< 40 U	-
PCB-128/166	PCB-128/166	pg/L	64	14000	< 79 U	-	39 J	-	< 76 U	-	19 J	-	21 J	-
PCB-129/138/163	PCB-129/138/163	pg/L	64	14000	110 J	-	250	-	53 J	-	140	-	140	-
PCB-130	52663-66-8	pg/L	64	14000	< 39 U	-	16 J	-	< 38 U	-	< 41 U	-	12 J	-
PCB-131	61798-70-7	pg/L	64	14000	< 39 U	-	< 38 U	-	< 38 U	-	< 41 U	-	< 40 U	-
PCB-132	38380-05-1	pg/L	64	14000	35 J	-	75	-	11 J	-	42	-	46	-
PCB-133	35694-04-3	pg/L	64	14000	< 39 U	-	< 38 U	-	< 38 U	-	< 41 U	-	< 40 U	-
PCB-134/143	PCB-134/143	pg/L	64	14000	< 79 U	-	< 76 U	-	< 76 U	-	< 81 U	-	< 79 U	-
PCB-135/151	PCB-135/151	pg/L	64	14000	29 J	-	64 J	-	< 76 U	-	39 J	-	39 J	-
PCB-136	38411-22-2	pg/L	64	14000	< 39 U	-	22 J	-	< 38 U	-	15 J	-	< 40 U	-
PCB-137	35694-06-5	pg/L	64	14000	< 39 U	-	14 J	-	< 38 U	-	< 41 U	-	< 40 U	-
PCB-139/140	PCB-139/140	pg/L	64	14000	< 79 U	-	< 76 U	-	< 76 U	-	< 81 U	-	< 79 U	-
PCB-141	52712-04-6	pg/L	64	14000	< 39 U	-	30 J	-	< 38 U	-	18 J	-	18 J	-
PCB-142	41411-61-4	pg/L	64	14000	< 39 U	-	< 38 U	-	< 38 U	-	< 41 U	-	< 40 U	-
PCB-144	68194-14-9	pg/L	64	14000	< 39 U	-	< 38 U	-	< 38 U	-	< 41 U	-	< 40 U	-
PCB-145	74472-40-5	pg/L	64	14000	< 39 U	-	< 38 U	-	< 38 U	-	< 41 U	-	< 40 U	-
PCB-146	51908-16-8	pg/L	64	14000	< 39 U	-	29 J	-	< 38 U	-	< 41 U	-	15 J	-
PCB-147/149	PCB-147/149	pg/L	64	14000	71 J	-	150	-	< 76 U	-	85	-	83	-
PCB-148	74472-41-6	pg/L	64	14000	< 39 U	-	< 38 U	-	< 38 U	-	< 41 U	-	< 40 U	-
PCB-150	68194-08-1	pg/L	64	14000	< 39 U	-	< 38 U	-	< 38 U	-	< 41 U	-	< 40 U	-
PCB-152	68194-09-2	pg/L	64	14000	< 39 U	-	< 38 U	-	< 38 U	-	< 41 U	-	< 40 U	-
PCB-153/168	PCB-153/168	pg/L	64	14000	76 J	-	170	-	40 J	-	100	-	110	-
PCB-154	60145-22-4	pg/L	64	14000	< 39 U	-	< 38 U	-	< 38 U	-	< 41 U	-	< 40 U	-
PCB-155	33979-03-2	pg/L	64	14000	< 39 U	-	< 38 U	-	< 38 U	-	< 41 U	-	< 40 U	-
PCB-156/157	PCB-156/157	pg/L	64	14000	< 14 U	-	24 J	-	< 13 U	-	< 14 U	-	16 J	-
PCB-158	74472-42-7	pg/L	64	14000	8.5 J	-	20 J	-	< 38 U	-	9.6 J	-	11 J	-

Table 17
High Flow Surface Water Analytical Results
Phase 2 Data Evaluation Summary Memorandum
Lower Neponset River
Boston and Milton, Massachusetts

				Location	25A-0001-H	25A-0001-H	25A-0002-H	25A-0002-H	25A-0004-H	25A-0004-H	25A-0005-H	25A-0005-H	25A-0005-H	25A-0005-H
				Sample Name	25A-0001-ASH	25A-0001-ASH-F	25A-0002-ASH	25A-0002-ASH-F	25A-0004-ASH	25A-0004-ASH-F	25A-0005-ASH-CS	25A-0005-ASH-CS-F	25A-0005-ASH	25A-0005-ASH-F
				Sample Date	5/10/2025	5/10/2025	5/10/2025	5/10/2025	5/10/2025	5/10/2025	5/10/2025	5/10/2025	5/10/2025	5/10/2025
				Sample Type	N	N	N	N	N	N	FD	FD	N	N
				Sample Depth	1 ft	1 ft	0.5 ft	0.5 ft	2 ft	2 ft	2 ft	2 ft	2 ft	2 ft
				Filter Application	Not Filtered	Filtered	Not Filtered	Filtered	Not Filtered	Filtered	Not Filtered	Filtered	Not Filtered	Filtered
Analyte	CAS Number	Units	Human Health PAL	Ecological PAL										
PCB-159	39635-35-3	pg/L	64	14000	< 39 U	-	< 38 U	-	< 38 U	-	< 41 U	-	< 40 U	-
PCB-160	41411-62-5	pg/L	64	14000	< 39 U	-	< 38 U	-	< 38 U	-	< 41 U	-	< 40 U	-
PCB-161	74472-43-8	pg/L	64	14000	< 39 U	-	< 38 U	-	< 38 U	-	< 41 U	-	< 40 U	-
PCB-162	39635-34-2	pg/L	64	14000	< 39 U	-	< 38 U	-	< 38 U	-	< 41 U	-	< 40 U	-
PCB-164	74472-45-0	pg/L	64	14000	< 39 U	-	< 38 U	-	< 38 U	-	< 41 U	-	< 40 U	-
PCB-165	74472-46-1	pg/L	64	14000	< 39 U	-	< 38 U	-	< 38 U	-	< 41 U	-	< 40 U	-
PCB-167	52663-72-6	pg/L	64	14000	< 7.6 U	-	8.2 J	-	< 7.4 U	-	< 7.9 U	-	< 7.7 U	-
PCB-169	32774-16-6	pg/L	4	14000	< 9.9 U	-	< 9.7 U	-	< 9.6 U	-	< 10 U	-	< 10 U	-
PCB-170	35065-30-6	pg/L	64	14000	14 J	-	34 J	-	< 38 U	-	19 J	-	21 J	-
PCB-171/173	PCB-171/173	pg/L	64	14000	< 79 U	-	< 76 U	-	< 76 U	-	< 81 U	-	< 79 U	-
PCB-172	52663-74-8	pg/L	64	14000	< 39 U	-	< 38 U	-	< 38 U	-	< 41 U	-	< 40 U	-
PCB-174	38411-25-5	pg/L	64	14000	< 39 U	-	26 J	-	< 38 U	-	< 41 U	-	16 J	-
PCB-175	40186-70-7	pg/L	64	14000	< 39 U	-	< 38 U	-	< 38 U	-	< 41 U	-	< 40 U	-
PCB-176	52663-65-7	pg/L	64	14000	< 39 U	-	< 38 U	-	< 38 U	-	< 41 U	-	< 40 U	-
PCB-177	52663-70-4	pg/L	64	14000	< 39 U	-	18 J	-	< 38 U	-	< 41 U	-	< 40 U	-
PCB-178	52663-67-9	pg/L	64	14000	< 39 U	-	< 38 U	-	< 38 U	-	< 41 U	-	< 40 U	-
PCB-179	52663-64-6	pg/L	64	14000	< 39 U	-	< 38 U	-	< 38 U	-	< 41 U	-	< 40 U	-
PCB-180/193	PCB-180/193	pg/L	64	14000	21 J	-	66 J	-	23 J	-	35 J	-	41 J	-
PCB-181	74472-47-2	pg/L	64	14000	< 39 U	-	< 38 U	-	< 38 U	-	< 41 U	-	< 40 U	-
PCB-182	60145-23-5	pg/L	64	14000	< 39 U	-	< 38 U	-	< 38 U	-	< 41 U	-	< 40 U	-
PCB-183/185	PCB-183/185	pg/L	64	14000	< 79 U	-	21 J	-	< 76 U	-	< 81 U	-	< 79 U	-
PCB-184	74472-48-3	pg/L	64	14000	< 39 U	-	< 38 U	-	< 38 U	-	< 41 U	-	< 40 U	-
PCB-186	74472-49-4	pg/L	64	14000	< 39 U	-	< 38 U	-	< 38 U	-	< 41 U	-	< 40 U	-
PCB-187	52663-68-0	pg/L	64	14000	13 J	-	36 J	-	12 J	-	19 J	-	19 J	-
PCB-188	74487-85-7	pg/L	64	14000	< 39 U	-	< 38 U	-	< 38 U	-	< 41 U	-	< 40 U	-
PCB-189	39635-31-9	pg/L	64	14000	< 9.3 U	-	< 9.0 U	-	< 9.0 U	-	< 9.6 U	-	< 9.4 U	-
PCB-190	41411-64-7	pg/L	64	14000	< 39 U	-	< 38 U	-	< 38 U	-	< 41 U	-	< 40 U	-
PCB-191	74472-50-7	pg/L	64	14000	< 39 U	-	< 38 U	-	< 38 U	-	< 41 U	-	< 40 U	-
PCB-192	74472-51-8	pg/L	64	14000	< 39 U	-	< 38 U	-	< 38 U	-	< 41 U	-	< 40 U	-
PCB-194	35694-08-7	pg/L	64	14000	< 39 U	-	15 J	-	< 38 U	-	< 41 U	-	< 40 U	-
PCB-195	52663-78-2	pg/L	64	14000	< 39 U	-	< 38 U	-	< 38 U	-	< 41 U	-	< 40 U	-
PCB-196	42740-50-1	pg/L	64	14000	< 39 U	-	< 38 U	-	< 38 U	-	< 41 U	-	< 40 U	-
PCB-197/200	PCB-197/200	pg/L	64	14000	< 79 U	-	< 76 U	-	< 76 U	-	< 81 U	-	< 79 U	-
PCB-198/199	PCB-198/199	pg/L	64	14000	< 79 U	-	19 J	-	< 76 U	-	< 81 U	-	13 J	-
PCB-201	40186-71-8	pg/L	64	14000	< 39 U	-	< 38 U	-	< 38 U	-	< 41 U	-	< 40 U	-
PCB-202	2136-99-4	pg/L	64	14000	< 39 U	-	< 38 U	-	< 38 U	-	< 41 U	-	< 40 U	-
PCB-203	52663-76-0	pg/L	64	14000	< 39 U	-	12 J	-	< 38 U	-	< 41 U	-	< 40 U	-
PCB-204	74472-52-9	pg/L	64	14000	< 39 U	-	< 38 U	-	< 38 U	-	< 41 U	-	< 40 U	-
PCB-205	74472-53-0	pg/L	64	14000	< 39 U	-	< 38 U	-	< 38 U	-	< 41 U	-	< 40 U	-
PCB-206	40186-72-9	pg/L	64	14000	< 39 U	-	18 J	-	< 38 U	-	< 41 U	-	< 40 U	-
PCB-207	52663-79-3	pg/L	64	14000	< 39 U	-	< 38 U	-	< 38 U	-	< 41 U	-	< 40 U	-
PCB-208	52663-77-1	pg/L	64	14000	< 39 U	-	< 38 U	-	< 38 U	-	< 41 U	-	< 40 U	-
PCB-209	2051-24-3	pg/L	64	14000	< 12 U	-	18 J	-	< 38 U	-	14 J	-	17 J	-
Total Decachlorobiphenyls	RA_Total_DECPCB	pg/L	64	14000	< 11.7 U	-	18	-	< 11.3 U	-	14	-	17	-
Total Dichlorobiphenyls	RA_Total_DIPCB	pg/L	64	14000	1200	-	2200	-	54	-	2700	-	1400	-
Total Heptachlorobiphenyls	RA_Total_HEPPCB	pg/L	64	14000	48	-	180	-	35	-	73	-	97	-
Total Hexachlorobiphenyls	RA_Total_HEXPCB	pg/L	64	14000	330	-	910	-	100	-	470	-	510	-
Total Monochlorobiphenyls	RA_Total_MONPCB	pg/L	64	14000	370	-	730	-	< 14.0 U	-	470	-	400	-
Total Nonachlorobiphenyls	RA_Total_NONPCB	pg/L	64	14000	< 14.1 U	-	18	-	< 13.6 U	-	< 14.6 U	-	< 14.2 U	-
Total Octachlorobiphenyls	RA_Total_OCTPCB	pg/L	64	14000	< 20.5 U	-	46	-	< 19.7 U	-	< 21.2 U	-	13	-
Total Pentachlorobiphenyls	RA_Total_PENPCB	pg/L	64	14000	550	-	1100	-	69	-	700	-	670	-
Total Tetrachlorobiphenyls	RA_Total_TETPCB	pg/L	64	14000	1100	-	2300	-	8.3	-	2100	-	1800	-
Total Trichlorobiphenyls	RA_Total_TRICPB	pg/L	64	14000	1200	-	2400	-	< 79.2 U	-	3500	-	2000	-
Total PCB Congeners	RA_Tot_PCB_Cong	pg/L	64	14000	4800	-	10000	-	270	-	10000	-	6900	-
Total PCB TEQ (Bird)	RA-TEQ-B-PCB	pg/L			0.00378	-	1.061382	-	0.00147	-	1.0549	-	0.70637	-
Total PCB TEQ (Fish)	RA-TEQ-F-PCB	pg/L			0.00054	-	0.003516	-	0.000195	-	0.00284	-	0.002155	-
Total PCB TEQ (Mammal)	RA-TEQ-M-PCB	pg/L	0.005	0.0031	0.00324	-	0.010596	-	0.00117	-	0.00654	-	0.00593	-

Table 17
High Flow Surface Water Analytical Results
Phase 2 Data Evaluation Summary Memorandum
Lower Neponset River
Boston and Milton, Massachusetts

				Location	25A-0001-H	25A-0001-H	25A-0002-H	25A-0002-H	25A-0004-H	25A-0004-H	25A-0005-H	25A-0005-H	25A-0005-H	25A-0005-H
				Sample Name	25A-0001-ASH	25A-0001-ASH-F	25A-0002-ASH	25A-0002-ASH-F	25A-0004-ASH	25A-0004-ASH-F	25A-0005-ASH-CS	25A-0005-ASH-CS-F	25A-0005-ASH	25A-0005-ASH-F
				Sample Date	5/10/2025	5/10/2025	5/10/2025	5/10/2025	5/10/2025	5/10/2025	5/10/2025	5/10/2025	5/10/2025	5/10/2025
				Sample Type	N	N	N	N	N	N	FD	FD	N	N
				Sample Depth	1 ft	1 ft	0.5 ft	0.5 ft	2 ft	2 ft	2 ft	2 ft	2 ft	2 ft
				Filter Application	Not Filtered	Filtered	Not Filtered	Filtered	Not Filtered	Filtered	Not Filtered	Filtered	Not Filtered	Filtered
Analyte	CAS Number	Units	Human Health PAL	Ecological PAL										
TAL Metals and Mercury														
Aluminum	7429-90-5	ug/L	2000	87	110	59 J+	130	120	210	55 J+	100	41 J+	100	39 J+
Antimony	7440-36-0	ug/L	0.78	190	< 2.0 U	< 2.0 U	< 2.0 U	< 2.0 U	< 2.0 U	< 2.0 U	< 2.0 U	< 2.0 U	< 2.0 U	< 2.0 U
Arsenic	7440-38-2	ug/L	0.018	150	0.50 J	0.91 J	0.65 J	0.39 J	1.1	0.81 J	0.63 J	0.43 J	0.74 J	0.36 J
Barium	7440-39-3	ug/L	380	220	35	34	39	33	21	16	35	32	37	32
Beryllium	7440-41-7	ug/L	0.0037	11	< 1.0 U	< 1.0 U	< 1.0 U	< 1.0 U	< 1.0 U	< 1.0 U	< 1.0 U	< 1.0 U	< 1.0 U	< 1.0 U
Cadmium	7440-43-9	ug/L	0.18	0.094	< 1.0 U	< 1.0 U	< 1.0 U	< 1.0 U	< 1.0 U	< 1.0 U	< 1.0 U	< 1.0 U	< 1.0 U	< 1.0 U
Calcium	7440-70-2	ug/L		116000	14000	14000	14000	13000	8000	7200	13000	13000	14000	13000
Chromium, Total	7440-47-3	ug/L	100	23.8	< 2.0 U	< 2.0 U	< 2.0 U	< 2.0 U	< 2.0 U	< 2.0 U	< 2.0 U	< 2.0 U	< 2.0 U	< 2.0 U
Cobalt	7440-48-4	ug/L	0.6	19	0.31 J	< 1.0 U	0.43 J	< 1.0 U	0.77 J	< 1.0 U	0.36 J	< 1.0 U	0.39 J	< 1.0 U
Copper	7440-50-8	ug/L	80	2.7	2.9	2.5	3.3	2.3	3.3	2.2	3.0	2.5	3.2	2.4
Iron	7439-89-6	ug/L	1400	1000	1000	680	1200	560	1200	510	1000	620	1100	620
Lead	7439-92-1	ug/L	10	0.54	2.7	1.3 J+	3.7	1.0 J+	4.9	1.0 J+	3.1	1.0 J+	3.3	1.0 J+
Magnesium	7439-95-4	ug/L		82000	2900	3000	3100	2900	1900	1700	2800	2900	3100	2900
Manganese	7439-96-5	ug/L	43	93	170	150	230	150	250	97	200	140	220	140
Nickel	7440-02-0	ug/L	39	14.3	1.1	1.1	1.3	1.1	1.2	0.92 J	1.0	1.1	1.2	1.1
Potassium	7440-09-7	ug/L		53000	2300	2300	2400	2300	1600	1500	2000	2200	2300	2100
Selenium	7782-49-2	ug/L	10	5	< 5.0 U	< 5.0 U	< 5.0 U	< 5.0 U	< 5.0 U	< 5.0 U	< 5.0 U	< 5.0 U	< 5.0 U	< 5.0 U
Silver	7440-22-4	ug/L	9.4		< 1.0 U	< 1.0 U	< 1.0 U	< 1.0 U	< 1.0 U	< 1.0 U	< 1.0 U	< 1.0 U	< 1.0 U	< 1.0 U
Sodium	7440-23-5	ug/L		680000	63000	60000	65000	59000	41000	38000	59000	60000	63000	59000
Thallium	7440-28-0	ug/L	0.02	6	< 1.0 U	< 1.0 U	< 1.0 U	< 1.0 U	< 1.0 U	< 1.0 U	< 1.0 U	< 1.0 U	< 1.0 U	< 1.0 U
Vanadium	7440-62-2	ug/L	8.6	27	< 5.0 U	1.3 J	< 5.0 U	1.8 J	< 5.0 U	1.4 J	< 5.0 U	2.1 J	< 5.0 U	2.3 J
Zinc	7440-66-6	ug/L	600	6.2	11	7.9	12	6.8	16	8.0	10	7.0	12	7.1
Mercury	7439-97-6	ug/L	0.57	0.77	< 0.20 U	< 0.20 U	< 0.20 U	< 0.20 U	< 0.20 U	< 0.20 U	< 0.20 U	< 0.20 U	< 0.20 U	< 0.20 U
Total Cyanide														
CYANIDE	57-12-5	ug/L	0.15	5.2	< 10 U	-	< 10 U	-	13 J+	-	30 J	-	91 J	-
TCL VOCs														
1,1,1-Trichloroethane (TCA)	71-55-6	ug/L	200	76	< 5.0 U	-	< 5.0 U	-	< 5.0 U	-	< 5.0 U	-	< 5.0 U	-
1,1,2,2-TETRACHLOROETHANE	79-34-5	ug/L	0.076	200	< 5.0 U	-	< 5.0 U	-	< 5.0 U	-	< 5.0 U	-	< 5.0 U	-
1,1,2-TRICHLORO-1,2,2-TRIFLUOROETHANE	76-13-1	ug/L	1000		< 5.0 U	-	< 5.0 U	-	< 5.0 U	-	< 5.0 U	-	< 5.0 U	-
1,1,2-Trichloroethane	79-00-5	ug/L	0.041	730	< 5.0 U	-	< 5.0 U	-	< 5.0 U	-	< 5.0 U	-	< 5.0 U	-
1,1-Dichloroethane	75-34-3	ug/L	2.8	410	< 5.0 U	-	< 5.0 U	-	< 5.0 U	-	< 5.0 U	-	< 5.0 U	-
1,1-Dichloroethene	75-35-4	ug/L	0.82	130	< 5.0 U	-	< 5.0 U	-	< 5.0 U	-	< 5.0 U	-	< 5.0 U	-
1,2,3-Trichlorobenzene	87-61-6	ug/L	0.7	8	< 5.0 U	-	< 5.0 U	-	< 5.0 UJ	-	< 5.0 U	-	< 5.0 U	-
1,2,3-TRICHLOROPROPANE	96-18-4	ug/L	0.00075		< 5.0 U	-	< 5.0 U	-	< 5.0 UJ	-	< 5.0 U	-	< 5.0 U	-
1,2,4-TRICHLOROBENZENE	120-82-1	ug/L	0.071	130	< 5.0 U	-	< 5.0 U	-	< 5.0 UJ	-	< 5.0 U	-	< 5.0 U	-
1,2,4-Trimethylbenzene	95-63-6	ug/L	5.6	15	< 5.0 U	-	< 5.0 U	-	< 5.0 UJ	-	< 5.0 UJ	-	< 5.0 U	-
1,2-Dibromo-3-Chloropropane	96-12-8	ug/L	0.00033		< 5.0 U	-	< 5.0 U	-	< 5.0 UJ	-	< 5.0 U	-	< 5.0 U	-
1,2-Dibromoethane (Ethylene Dibromide)	106-93-4	ug/L	0.0075		< 5.0 U	-	< 5.0 U	-	< 5.0 U	-	< 5.0 U	-	< 5.0 U	-
1,2-Dichlorobenzene	95-50-1	ug/L	30	23	< 5.0 U	-	< 5.0 U	-	< 5.0 UJ	-	< 5.0 U	-	< 5.0 U	-
1,2-Dichloroethane	107-06-2	ug/L	0.17	2000	< 5.0 U	-	< 5.0 U	-	< 5.0 U	-	< 5.0 U	-	< 5.0 U	-
1,2-DICHLOROPROPANE	78-87-5	ug/L	0.82	520	< 5.0 U	-	< 5.0 U	-	< 5.0 U	-	< 5.0 U	-	< 5.0 U	-
1,3,5-Trimethylbenzene (Mesitylene)	108-67-8	ug/L	6	26	< 5.0 U	-	< 5.0 U	-	< 5.0 UJ	-	< 5.0 UJ	-	< 5.0 U	-
1,3-DICHLOROBENZENE	541-73-1	ug/L	0.48	22	< 5.0 U	-	< 5.0 U	-	< 5.0 UJ	-	< 5.0 U	-	< 5.0 U	-
1,4-DICHLOROBENZENE	106-46-7	ug/L	0.48	9.4	< 5.0 U	-	< 5.0 U	-	< 5.0 UJ	-	< 5.0 U	-	< 5.0 U	-
2-HEXANONE	591-78-6	ug/L	3.8	99	< 10 U	-	< 10 U	-	< 10 U	-	< 10 U	-	< 10 U	-
ACETONE	67-64-1	ug/L	1800	1700	< 10 U	-	< 10 U	-	< 10 U	-	< 10 U	-	< 10 U	-
Benzene	71-43-2	ug/L	0.46	160	< 5.0 U	-	< 5.0 U	-	< 5.0 U	-	< 5.0 UJ	-	< 5.0 U	-
BROMOCHLOROMETHANE	74-97-5	ug/L	8.3		< 5.0 U	-	< 5.0 U	-	< 5.0 U	-	< 5.0 U	-	< 5.0 U	-
BROMODICHLOROMETHANE	75-27-4	ug/L	0.13	340	< 5.0 U	-	< 5.0 U	-	< 5.0 U	-	< 5.0 U	-	< 5.0 U	-
BROMOFORM	75-25-2	ug/L	3.3	230	< 5.0 U	-	< 5.0 U	-	< 5.0 UJ	-	< 5.0 U	-	< 5.0 U	-
BROMOMETHANE	74-83-9	ug/L	0.75	16	< 5.0 U	-	< 5.0 U	-	< 5.0 U	-	< 5.0 U	-	< 5.0 U	-
CARBON DISULFIDE	75-15-0	ug/L	81	15	< 5.0 U	-	< 5.0 U	-	< 5.0 U	-	< 5.0 U	-	< 5.0 U	-
CARBON TETRACHLORIDE	56-23-5	ug/L	0.4	77	< 5.0 U	-	< 5.0 U	-	< 5.0 U	-	< 5.0 U	-	< 5.0 U	-
Chlorobenzene	108-90-7	ug/L	7.8	25	< 5.0 U	-	< 5.0 U	-	< 5.0 U	-	< 5.0 U	-	< 5.0 U	-
Chloroethane	75-00-3	ug/L	830		< 5.0 U	-	< 5.0 U	-	< 5.0 U	-	< 5.0 U	-	< 5.0 U	-
Chloroform	67-66-3	ug/L	0.22	140	< 5.0 U	-	< 5.0 U	-	< 5.0 U	-	< 5.0 U	-	< 5.0 U	-

Table 17
High Flow Surface Water Analytical Results
Phase 2 Data Evaluation Summary Memorandum
Lower Neponset River
Boston and Milton, Massachusetts

				Location	25A-0001-H	25A-0001-H	25A-0002-H	25A-0002-H	25A-0004-H	25A-0004-H	25A-0005-H	25A-0005-H	25A-0005-H	25A-0005-H
				Sample Name	25A-0001-ASH	25A-0001-ASH-F	25A-0002-ASH	25A-0002-ASH-F	25A-0004-ASH	25A-0004-ASH-F	25A-0005-ASH-CS	25A-0005-ASH-CS-F	25A-0005-ASH	25A-0005-ASH-F
				Sample Date	5/10/2025	5/10/2025	5/10/2025	5/10/2025	5/10/2025	5/10/2025	5/10/2025	5/10/2025	5/10/2025	5/10/2025
				Sample Type	N	N	N	N	N	N	FD	FD	N	N
				Sample Depth	1 ft	1 ft	0.5 ft	0.5 ft	2 ft	2 ft	2 ft	2 ft	2 ft	2 ft
				Filter Application	Not Filtered	Filtered	Not Filtered	Filtered	Not Filtered	Filtered	Not Filtered	Filtered	Not Filtered	Filtered
Analyte	CAS Number	Units	Human Health PAL	Ecological PAL										
CHLOROMETHANE	74-87-3	ug/L	19		< 5.0 U	-	< 5.0 U	-	< 5.0 U	-	< 5.0 U	-	< 5.0 U	-
CIS-1,2-DICHLOROETHYLENE	156-59-2	ug/L	2.5	620	< 5.0 U	-	< 5.0 U	-	< 5.0 U	-	< 5.0 U	-	< 5.0 U	-
cis-1,3-Dichloropropene	10061-01-5	ug/L	0.27		< 5.0 U	-	< 5.0 U	-	< 5.0 U	-	< 5.0 U	-	< 5.0 U	-
Cyclohexane	110-82-7	ug/L	1300	158	< 5.0 U	-	< 5.0 U	-	< 5.0 U	-	< 5.0 U	-	< 5.0 U	-
DIBROMOCHLOROMETHANE	124-48-1	ug/L	0.8	320	< 5.0 U	-	< 5.0 U	-	< 5.0 U	-	< 5.0 U	-	< 5.0 U	-
Dichlorodifluoromethane	75-71-8	ug/L	20		< 5.0 U	-	< 5.0 U	-	< 5.0 U	-	< 5.0 U	-	< 5.0 U	-
Ethylbenzene	100-41-4	ug/L	1.5	61	< 5.0 U	-	< 5.0 U	-	< 5.0 U	-	< 5.0 UJ	-	< 5.0 U	-
Isopropylbenzene (Cumene)	98-82-8	ug/L	45	4.8	< 5.0 U	-	< 5.0 U	-	< 5.0 UJ	-	< 5.0 UJ	-	< 5.0 U	-
m,p-Xylene	179601-23-1	ug/L	19		< 5.0 U	-	< 5.0 U	-	< 5.0 U	-	< 5.0 UJ	-	< 5.0 U	-
METHYL ACETATE	79-20-9	ug/L	2000		< 5.0 U	-	< 5.0 U	-	< 5.0 U	-	< 5.0 U	-	< 5.0 U	-
Methyl Ethyl Ketone (2-Butanone)	78-93-3	ug/L	560	22000	< 10 U	-	< 10 U	-	< 10 U	-	< 10 U	-	< 10 U	-
METHYL ISOBUTYL KETONE (4-METHYL-2-PENTANONE)	108-10-1	ug/L	630	170	< 10 U	-	< 10 U	-	< 10 U	-	< 10 U	-	< 10 U	-
Methylcyclohexane	108-87-2	ug/L	20	52	< 5.0 U	-	< 5.0 U	-	< 5.0 U	-	< 5.0 U	-	< 5.0 U	-
Methylene Chloride	75-09-2	ug/L	5	1500	< 5.0 U	-	< 5.0 U	-	< 5.0 U	-	< 5.0 U	-	< 5.0 U	-
o-Xylene (1,2-Dimethylbenzene)	95-47-6	ug/L	19		< 5.0 U	-	< 5.0 U	-	< 5.0 U	-	< 5.0 UJ	-	< 5.0 U	-
Styrene	100-42-5	ug/L	100	32	< 5.0 U	-	< 5.0 U	-	< 5.0 U	-	< 5.0 UJ	-	< 5.0 U	-
TERT-BUTYL METHYL ETHER	1634-04-4	ug/L	14	730	< 5.0 U	-	< 5.0 U	-	< 5.0 U	-	< 5.0 U	-	< 5.0 U	-
Tetrachloroethylene (PCE)	127-18-4	ug/L	4.1	53	< 5.0 U	-	< 5.0 U	-	< 5.0 U	-	< 5.0 UJ	-	< 5.0 U	-
Toluene	108-88-3	ug/L	57	62	< 5.0 U	-	< 5.0 U	-	< 5.0 U	-	< 5.0 UJ	-	< 5.0 U	-
Trans-1,2-Dichloroethylene	156-60-5	ug/L	6.8	558	< 5.0 U	-	< 5.0 U	-	< 5.0 U	-	< 5.0 U	-	< 5.0 U	-
Trans-1,3-Dichloropropene	10061-02-6	ug/L	0.27		< 5.0 U	-	< 5.0 U	-	< 5.0 U	-	< 5.0 U	-	< 5.0 U	-
Trichloroethylene (TCE)	79-01-6	ug/L	0.28	220	< 5.0 U	-	< 5.0 U	-	< 5.0 U	-	< 5.0 UJ	-	< 5.0 U	-
Trichlorofluoromethane	75-69-4	ug/L	520		< 5.0 U	-	< 5.0 U	-	< 5.0 U	-	< 5.0 U	-	< 5.0 U	-
Vinyl Chloride	75-01-4	ug/L	0.019	930	< 5.0 U	-	< 5.0 U	-	< 5.0 U	-	< 5.0 U	-	< 5.0 U	-

Table 17
High Flow Surface Water Analytical Results
Phase 2 Data Evaluation Summary Memorandum
Lower Neponset River
Boston and Milton, Massachusetts

Notes:
(a) Yellow highlighted values represent detection of the compound at a concentration above the human health PAL; underlined values represent detection of the compound at a concentration above the ecological PAL.
(b) Comparison of the data to the PALs is for informational purposes only and is not an indication of risk.
(c) Bold font indicates detected concentration.

Sums and TEQ:
(a) The homolog groups sums for PCBs and PCDD/Fs were calculated by summing the detected congeners in each group; if no congeners in a group were detected, the maximum reporting detection limit for any individual congener in that homolog group was used.
(b) The concentration of total PCB congeners was calculated as the sum of detected congeners in each sample.
(c) PCDD/F TEQ and PCB Toxic Equivalency (TEQ) values were calculated by summing the detected compounds in each group that have been multiplied by their specific Toxic Equivalency Factors (TEFs); see Table 51 for more details. For any sample that did not have any detected compounds, the resulting TEQ is shown as a zero.
(d) For coelution of dioxin-like (DL) and non-DL congeners, TEF is applied to the full reported concentration.
(e) Calculated total values are inclusive of Estimated Maximum Possible Concentration (EMPC) results.

Project Action Limits (PALs):
A blank cell for the PAL indicates no PAL is available.
See Table 51 for additional details.

Units:
pg/L - picograms per liter
ug/L - micrograms per liter

Qualifiers:
J - The analyte was positively identified; the associated numerical value is the approximate concentration of the analyte in the sample.
J+ - The analyte was positively identified; the associated numerical value is the approximate concentration of the analyte in the sample with a potential high bias.
UJ - The analyte was not detected above the reported detection limit. However, the reported detection limit is approximate and may or may not represent the actual limit of quantitation necessary to accurately and precisely measure the analyte in the sample.
U - The analyte was analyzed for but was not detected above the reported detection limit.

Sample Type:
N - normal
FD - field duplicate

Table 18
Low Flow Surface Water Analytical Results Statistics
Phase 2 Data Evaluation Summary Memorandum
Lower Neponset River
Boston and Milton, Massachusetts

Analyte	CAS Number	Units	Human Health PAL	Ecological PAL	Number of Samples	Number of Detections	Min. Detected Value	Max Detected Value	Avg. Detected Values	Number of Samples Above Human Health PAL	Number of Samples Above Ecological PAL	Location of Max. Detection	Depth of Max. Detection
PCDD/F													
1,2,3,4,6,7,8-HEPTACHLORODIBENZOFURAN	67562-39-4	pg/L	12	0.31	6	1	9.3	9.3	9.3	0	1	24B-0001-L	0.5 ft
1,2,3,4,6,7,8-HEPTACHLORODIBENZO-P-DIOXIN	35822-46-9	pg/L	12	3.1	6	1	14	14	14	1	1	24B-0001-L	0.5 ft
1,2,3,4,7,8,9-HEPTACHLORODIBENZOFURAN	55673-89-7	pg/L	12	0.31	6	0				0	0		
1,2,3,4,7,8-HEXACHLORODIBENZOFURAN	70648-26-9	pg/L	1.2	0.031	6	0				0	0		
1,2,3,4,7,8-HEXACHLORODIBENZO-P-DIOXIN	39227-28-6	pg/L	1.2	0.062	6	0				0	0		
1,2,3,6,7,8-HEXACHLORODIBENZOFURAN	57117-44-9	pg/L	1.2	0.031	6	0				0	0		
1,2,3,6,7,8-HEXACHLORODIBENZO-P-DIOXIN	57653-85-7	pg/L	1.2	0.31	6	0				0	0		
1,2,3,7,8,9-HEXACHLORODIBENZOFURAN	72918-21-9	pg/L	1.2	0.031	6	0				0	0		
1,2,3,7,8,9-HEXACHLORODIBENZO-P-DIOXIN	19408-74-3	pg/L	1.2	0.031	6	0				0	0		
1,2,3,7,8-PENTACHLORODIBENZOFURAN	57117-41-6	pg/L	4	0.1	6	0				0	0		
1,2,3,7,8-PENTACHLORODIBENZO-P-DIOXIN	40321-76-4	pg/L	0.12	0.0031	6	0				0	0		
2,3,4,6,7,8-HEXACHLORODIBENZOFURAN	60851-34-5	pg/L	1.2	0.031	6	0				0	0		
2,3,4,7,8-PENTACHLORODIBENZOFURAN	57117-31-4	pg/L	0.4	0.01	6	0				0	0		
2,3,7,8-TETRACHLORODIBENZOFURAN	51207-31-9	pg/L	1.2	0.031	6	0				0	0		
2,3,7,8-TETRACHLORODIBENZO-P-DIOXIN	1746-01-6	pg/L	0.005	0.0031	6	0				0	0		
OCTACHLORODIBENZOFURAN	39001-02-0	pg/L	400	31	6	1	20	20	20	0	0	24B-0001-L	0.5 ft
OCTACHLORODIBENZO-P-DIOXIN	3268-87-9	pg/L	400	31	6	4	16	100	41	0	1	24B-0001-L	0.5 ft
Heptachlorodibenzofurans	38998-75-3	pg/L			6	1	20	20	20	0	0	24B-0001-L	0.5 ft
Heptachlorodibenzo-P-Dioxins	37871-00-4	pg/L			6	2	4.6	29	17	0	0	24B-0001-L	0.5 ft
HEXACHLORODIBENZOFURAN	55684-94-1	pg/L			6	0				0	0		
HEXACHLORODIBENZO-P-DIOXIN	34465-46-8	pg/L	13		6	0				0	0		
PENTACHLORO DIBENZOFURAN	30402-15-4	pg/L			6	0				0	0		
PENTACHLORODIBENZO-P-DIOXIN	36088-22-9	pg/L			6	0				0	0		
Tetrachlorodibenzofuran	55722-27-5	pg/L			6	0				0	0		
TETRACHLORODIBENZO-P-DIOXIN	41903-57-5	pg/L			6	0				0	0		
Total PCDD/F TEQ (Bird)	RA-TEQ-B-DF	pg/L			6	6	0.0016	0.119	0.0314	0	0	24B-0001-L	0.5 ft
Total PCDD/F TEQ (Fish)	RA-TEQ-F-DF	pg/L			6	6	0.0016	0.119	0.0314	0	0	24B-0001-L	0.5 ft
Total PCDD/F TEQ (Mammal)	RA-TEQ-M-DF	pg/L	0.005	0.0031	6	6	0.0048	0.269	0.0721	3	4	24B-0001-L	0.5 ft
TAL Metals and Mercury													
Aluminum	7429-90-5	ug/L	2000	87	6	6	17	270	60	0	1	24B-0001-L	0.5 ft
Aluminum (Dissolved)	7429-90-5	ug/L	2000	87	6	2	9.8	24	17	0	0	24B-0001-L	0.5 ft
Antimony	7440-36-0	ug/L	0.78	190	6	0				0	0		
Antimony (Dissolved)	7440-36-0	ug/L	0.78	190	6	0				0	0		
Arsenic	7440-38-2	ug/L	0.018	150	6	1	0.67	0.67	0.67	1	0	24B-0001-L	0.5 ft
Arsenic (Dissolved)	7440-38-2	ug/L	0.018	150	6	2	0.4	0.51	0.46	2	0	24B-0001-L	0.5 ft
Barium	7440-39-3	ug/L	380	220	6	6	39	62	52	0	0	24B-0001-L	0.5 ft
Barium (Dissolved)	7440-39-3	ug/L	380	220	6	6	37	56	50	0	0	24B-0001-L	0.5 ft
Beryllium	7440-41-7	ug/L	0.0037	11	6	0				0	0		
Beryllium (Dissolved)	7440-41-7	ug/L	0.0037	11	6	0				0	0		
Cadmium	7440-43-9	ug/L	0.18	0.094	6	0				0	0		
Cadmium (Dissolved)	7440-43-9	ug/L	0.18	0.094	6	0				0	0		
Calcium	7440-70-2	ug/L		116000	6	6	22000	24000	23000	0	0	24B-0004-L 24B-0005-L	0.3 ft 1.5 ft
Calcium (Dissolved)	7440-70-2	ug/L		116000	6	6	22000	24000	23000	0	0	24B-0004-L	0.3 ft
Chromium, Total	7440-47-3	ug/L	100	23.8	6	2	0.82	2.4	1.6	0	0	24B-0001-L	0.5 ft
Chromium, Total (Dissolved)	7440-47-3	ug/L	100	23.8	6	3	0.76	0.82	0.78	0	0	24B-0002-L	0.25 ft
Cobalt	7440-48-4	ug/L	0.6	19	6	1	0.77	0.77	0.77	1	0	24B-0001-L	0.5 ft
Cobalt (Dissolved)	7440-48-4	ug/L	0.6	19	6	1	0.58	0.58	0.58	0	0	24B-0001-L	0.5 ft
Copper	7440-50-8	ug/L	80	2.7	6	6	1.1	6.9	2.3	0	1	24B-0001-L	0.5 ft
Copper (Dissolved)	7440-50-8	ug/L	80	2.7	6	5	1.3	2.1	1.6	0	0	24B-0001-L	0.5 ft
Iron	7439-89-6	ug/L	1400	1000	6	6	140	2200	910	1	1	24B-0001-L	0.5 ft
Iron (Dissolved)	7439-89-6	ug/L	1400	1000	6	5	77	1500	460	1	1	24B-0001-L	0.5 ft
Lead	7439-92-1	ug/L	10	0.54	6	6	0.64	13	2.8	1	6	24B-0001-L	0.5 ft
Lead (Dissolved)	7439-92-1	ug/L	10	0.54	6	1	2.1	2.1	2.1	0	1	24B-0001-L	0.5 ft
Magnesium	7439-95-4	ug/L		82000	6	6	5800	6200	6000	0	0	24B-0004-L 24B-0005-L	0.3 ft 1.5 ft

Table 18
Low Flow Surface Water Analytical Results Statistics
Phase 2 Data Evaluation Summary Memorandum
Lower Neponset River
Boston and Milton, Massachusetts

Analyte	CAS Number	Units	Human Health PAL	Ecological PAL	Number of Samples	Number of Detections	Min. Detected Value	Max Detected Value	Avg. Detected Values	Number of Samples Above Human Health PAL	Number of Samples Above Ecological PAL	Location of Max. Detection	Depth of Max. Detection
Magnesium (Dissolved)	7439-95-4	ug/L		82000	6	6	5600	6200	5800	0	0	24B-0004-L	0.3 ft
Manganese	7439-96-5	ug/L	43	93	6	6	83	570	190	6	5	24B-0001-L	0.5 ft
Manganese (Dissolved)	7439-96-5	ug/L	43	93	6	6	36	550	170	5	4	24B-0001-L	0.5 ft
Mercury	7439-97-6	ug/L	0.57	0.77	6	3	0.072	0.1	0.082	0	0	24B-0001-L	0.5 ft
Mercury (Dissolved)	7439-97-6	ug/L	0.57	0.77	6	0				0	0		
Nickel	7440-02-0	ug/L	39	14.3	6	6	0.64	2	0.92	0	0	24B-0001-L	0.5 ft
Nickel (Dissolved)	7440-02-0	ug/L	39	14.3	6	6	0.75	1.2	0.95	0	0	24B-0001-L	0.5 ft
Potassium	7440-09-7	ug/L		53000	6	6	3800	4100	3900	0	0	24B-0005-L	1.5 ft
Potassium (Dissolved)	7440-09-7	ug/L		53000	6	6	3700	4000	3800	0	0	24B-0001-L	0.5 ft
Selenium	7782-49-2	ug/L	10	5	6	0				0	0		
Selenium (Dissolved)	7782-49-2	ug/L	10	5	6	0				0	0		
Silver	7440-22-4	ug/L	9.4		6	0				0	0		
Silver (Dissolved)	7440-22-4	ug/L	9.4		6	0				0	0		
Sodium	7440-23-5	ug/L		680000	6	6	72000	110000	100000	0	0	24B-0002-L 24B-0003-L 24B-0005-L	0.25 ft 0.75 ft 1.5 ft
Sodium (Dissolved)	7440-23-5	ug/L		680000	6	6	73000	120000	99000	0	0	24B-0003-L	0.75 ft
Thallium	7440-28-0	ug/L	0.02	6	6	0				0	0		
Thallium (Dissolved)	7440-28-0	ug/L	0.02	6	6	0				0	0		
Vanadium	7440-62-2	ug/L	8.6	27	6	1	1.9	1.9	1.9	0	0	24B-0001-L	0.5 ft
Vanadium (Dissolved)	7440-62-2	ug/L	8.6	27	6	0				0	0		
Zinc	7440-66-6	ug/L	600	6.2	6	6	6.5	43	13	0	6	24B-0001-L	0.5 ft
Zinc (Dissolved)	7440-66-6	ug/L	600	6.2	6	6	6.2	20	9.3	0	5	24B-0001-L	0.5 ft
Total Cyanide													
CYANIDE	57-12-5	ug/L	0.15	5.2	6	0				0	0		
PCB Congeners													
PCB-001	2051-60-7	pg/L	64	14000	6	5	5800	23000	16000	5	3	24B-0002-L	0.25 ft
PCB-002	2051-61-8	pg/L	64	14000	6	4	25	51	37	0	0	24B-0002-L	0.25 ft
PCB-003	2051-62-9	pg/L	64	14000	6	5	110	540	350	5	0	24B-0001-L	0.5 ft
PCB-004	13029-08-8	pg/L	64	14000	6	5	16000	30000	25000	5	5	24B-0002-L	0.25 ft
PCB-005	16605-91-7	pg/L	64	14000	6	0				0	0		
PCB-006	25569-80-6	pg/L	64	14000	6	5	470	960	760	5	0	24B-0002-L	0.25 ft
PCB-007	33284-50-3	pg/L	64	14000	6	5	22	55	41	0	0	24B-0002-L	0.25 ft
PCB-008	34883-43-7	pg/L	64	14000	6	5	1100	2800	2100	5	0	24B-0001-L	0.5 ft
PCB-009	34883-39-1	pg/L	64	14000	6	5	55	150	110	4	0	24B-0002-L	0.25 ft
PCB-010	33146-45-1	pg/L	64	14000	6	5	1600	2600	2200	5	0	24B-0002-L	0.25 ft
PCB-011	2050-67-1	pg/L	64	14000	6	0				0	0		
PCB-012/013	PCB-12/13	pg/L	64	14000	6	5	110	230	170	5	0	24B-0001-L	0.5 ft
PCB-014	34883-41-5	pg/L	64	14000	6	0				0	0		
PCB-015	2050-68-2	pg/L	64	14000	6	5	700	1500	1000	5	0	24B-0001-L	0.5 ft
PCB-016	38444-78-9	pg/L	64	14000	6	5	130	180	140	5	0	24B-0003-L	0.75 ft
PCB-017	37680-66-3	pg/L	64	14000	6	5	1100	1800	1400	5	0	24B-0001-L	0.5 ft
PCB-018/030	PCB-18/30	pg/L	64	14000	6	5	940	1300	1100	5	0	24B-0003-L	0.75 ft
PCB-019	38444-73-4	pg/L	64	14000	6	5	2500	4100	3500	5	0	24B-0001-L	0.5 ft
PCB-020/028	PCB-20/28	pg/L	64	14000	6	5	770	1400	1100	5	0	24B-0003-L	0.75 ft
PCB-021/033	PCB-21/33	pg/L	64	14000	6	0				0	0		
PCB-022	38444-85-8	pg/L	64	14000	6	5	140	280	210	5	0	24B-0003-L	0.75 ft
PCB-023	55720-44-0	pg/L	64	14000	6	0				0	0		
PCB-024	55702-45-9	pg/L	64	14000	6	0				0	0		
PCB-025	55712-37-3	pg/L	64	14000	6	5	360	590	450	5	0	24B-0001-L	0.5 ft
PCB-026/029	PCB-26/29	pg/L	64	14000	6	5	700	1300	920	5	0	24B-0001-L	0.5 ft
PCB-027	38444-76-7	pg/L	64	14000	6	5	620	1200	880	5	0	24B-0001-L	0.5 ft
PCB-031	16606-02-3	pg/L	64	14000	6	5	1000	1400	1200	5	0	24B-0001-L	0.5 ft
PCB-032	38444-77-8	pg/L	64	14000	6	5	1000	2100	1400	5	0	24B-0001-L	0.5 ft
PCB-034	37680-68-5	pg/L	64	14000	6	5	20	34	25	0	0	24B-0001-L	0.5 ft
PCB-035	37680-69-6	pg/L	64	14000	6	0				0	0		
PCB-036	38444-87-0	pg/L	64	14000	6	0				0	0		

Table 18
Low Flow Surface Water Analytical Results Statistics
Phase 2 Data Evaluation Summary Memorandum
Lower Neponset River
Boston and Milton, Massachusetts

Analyte	CAS Number	Units	Human Health PAL	Ecological PAL	Number of Samples	Number of Detections	Min. Detected Value	Max Detected Value	Avg. Detected Values	Number of Samples Above Human Health PAL	Number of Samples Above Ecological PAL	Location of Max. Detection	Depth of Max. Detection
PCB-037	38444-90-5	pg/L	64	14000	6	5	62	150	110	3	0	24B-0001-L	0.5 ft
PCB-038	53555-66-1	pg/L	64	14000	6	0				0	0		
PCB-039	38444-88-1	pg/L	64	14000	6	0				0	0		
PCB-040/041/071	PCB-40/41/71	pg/L	64	14000	6	5	250	870	460	5	0	24B-0001-L	0.5 ft
PCB-042	36559-22-5	pg/L	64	14000	6	5	130	480	260	5	0	24B-0001-L	0.5 ft
PCB-043/073	PCB-43/73	pg/L	64	14000	6	5	34	81	52	1	0	24B-0001-L	0.5 ft
PCB-044/047/065	PCB-44/47/65	pg/L	64	14000	6	5	650	1900	1100	5	0	24B-0001-L	0.5 ft
PCB-045/051	PCB-45/51	pg/L	64	14000	6	5	190	530	300	5	0	24B-0001-L	0.5 ft
PCB-046	41464-47-5	pg/L	64	14000	6	5	43	140	79	3	0	24B-0001-L	0.5 ft
PCB-048	70362-47-9	pg/L	64	14000	6	5	24	61	46	0	0	24B-0003-L	0.75 ft
PCB-049/069	PCB-49/69	pg/L	64	14000	6	5	520	1700	880	5	0	24B-0001-L	0.5 ft
PCB-050/053	PCB-50/53	pg/L	64	14000	6	5	370	890	510	5	0	24B-0001-L	0.5 ft
PCB-052	35693-99-3	pg/L	64	14000	6	5	690	2200	1200	5	0	24B-0001-L	0.5 ft
PCB-054	15968-05-5	pg/L	64	14000	6	5	34	67	51	1	0	24B-0001-L	0.5 ft
PCB-055	74338-24-2	pg/L	64	14000	6	0				0	0		
PCB-056	41464-43-1	pg/L	64	14000	6	5	46	150	88	3	0	24B-0001-L	0.5 ft
PCB-057	70424-67-8	pg/L	64	14000	6	3	12	17	14	0	0	24B-0001-L	0.5 ft
PCB-058	41464-49-7	pg/L	64	14000	6	0				0	0		
PCB-059/062/075	PCB-59/62/75	pg/L	64	14000	6	5	46	120	79	3	0	24B-0001-L	0.5 ft
PCB-060	33025-41-1	pg/L	64	14000	6	5	19	49	32	0	0	24B-0001-L	0.5 ft
PCB-061/070/074/076	PCB-61/70/74/76	pg/L	64	14000	6	5	230	700	430	5	0	24B-0001-L	0.5 ft
PCB-063	74472-34-7	pg/L	64	14000	6	5	25	60	39	0	0	24B-0001-L	0.5 ft
PCB-064	52663-58-8	pg/L	64	14000	6	5	170	480	310	5	0	24B-0001-L	0.5 ft
PCB-066	32598-10-0	pg/L	64	14000	6	5	140	460	260	5	0	24B-0001-L	0.5 ft
PCB-067	73575-53-8	pg/L	64	14000	6	3	13	18	15	0	0	24B-0001-L	0.5 ft
PCB-068	73575-52-7	pg/L	64	14000	6	2	14	30	22	0	0	24B-0001-L	0.5 ft
PCB-072	41464-42-0	pg/L	64	14000	6	5	14	40	22	0	0	24B-0001-L	0.5 ft
PCB-077	32598-13-3	pg/L	64	14000	6	5	11	53	25	0	0	24B-0001-L	0.5 ft
PCB-078	70362-49-1	pg/L	64	14000	6	0				0	0		
PCB-079	41464-48-6	pg/L	64	14000	6	0				0	0		
PCB-080	33284-52-5	pg/L	64	14000	6	0				0	0		
PCB-081	70362-50-4	pg/L	64	14000	6	0				0	0		
PCB-082	52663-62-4	pg/L	64	14000	6	5	12	73	30	1	0	24B-0001-L	0.5 ft
PCB-083	60145-20-2	pg/L	64	14000	6	5	11	45	20	0	0	24B-0001-L	0.5 ft
PCB-084	52663-60-2	pg/L	64	14000	6	5	45	190	86	3	0	24B-0001-L	0.5 ft
PCB-085/116/117	PCB-85/116/117	pg/L	64	14000	6	5	24	130	53	1	0	24B-0001-L	0.5 ft
PCB-086/087/097/108/119/125	PCB-86/108+	pg/L	64	14000	6	5	73	360	150	5	0	24B-0001-L	0.5 ft
PCB-088/091	PCB-88/91	pg/L	64	14000	6	5	37	160	71	1	0	24B-0001-L	0.5 ft
PCB-089	73575-57-2	pg/L	64	14000	6	1	13	13	13	0	0	24B-0001-L	0.5 ft
PCB-090/101/113	PCB-90/101/113	pg/L	64	14000	6	5	120	480	210	5	0	24B-0001-L	0.5 ft
PCB-092	52663-61-3	pg/L	64	14000	6	5	40	160	70	1	0	24B-0001-L	0.5 ft
PCB-093/098/100/102	PCB-93+	pg/L	64	14000	6	1	73	73	73	1	0	24B-0001-L	0.5 ft
PCB-094	73575-55-0	pg/L	64	14000	6	1	15	15	15	0	0	24B-0001-L	0.5 ft
PCB-095	38379-99-6	pg/L	64	14000	6	5	130	490	230	5	0	24B-0001-L	0.5 ft
PCB-096	73575-54-9	pg/L	64	14000	6	0				0	0		
PCB-099	38380-01-7	pg/L	64	14000	6	5	59	280	120	3	0	24B-0001-L	0.5 ft
PCB-103	60145-21-3	pg/L	64	14000	6	0				0	0		
PCB-104	56558-16-8	pg/L	64	14000	6	0				0	0		
PCB-105	32598-14-4	pg/L	64	14000	6	5	18	130	48	1	0	24B-0001-L	0.5 ft
PCB-106	70424-69-0	pg/L	64	14000	6	0				0	0		
PCB-107/124	PCB-107/124	pg/L	64	14000	6	1	18	18	18	0	0	24B-0001-L	0.5 ft
PCB-109	74472-35-8	pg/L	64	14000	6	4	7	28	13	0	0	24B-0001-L	0.5 ft
PCB-110/115	PCB-110/115	pg/L	64	14000	6	5	140	680	290	5	0	24B-0001-L	0.5 ft
PCB-111	39635-32-0	pg/L	64	14000	6	0				0	0		
PCB-112	74472-36-9	pg/L	64	14000	6	0				0	0		
PCB-114	74472-37-0	pg/L	64	14000	6	0				0	0		
PCB-118	31508-00-6	pg/L	64	14000	6	5	57	360	130	3	0	24B-0001-L	0.5 ft

Table 18
Low Flow Surface Water Analytical Results Statistics
Phase 2 Data Evaluation Summary Memorandum
Lower Neponset River
Boston and Milton, Massachusetts

Analyte	CAS Number	Units	Human Health PAL	Ecological PAL	Number of Samples	Number of Detections	Min. Detected Value	Max Detected Value	Avg. Detected Values	Number of Samples Above Human Health PAL	Number of Samples Above Ecological PAL	Location of Max. Detection	Depth of Max. Detection
PCB-120	68194-12-7	pg/L	64	14000	6	0				0	0		
PCB-121	56558-18-0	pg/L	64	14000	6	0				0	0		
PCB-122	76842-07-4	pg/L	64	14000	6	0				0	0		
PCB-123	65510-44-3	pg/L	64	14000	6	0				0	0		
PCB-126	57465-28-8	pg/L	1.2	14000	6	0				0	0		
PCB-127	39635-33-1	pg/L	64	14000	6	0				0	0		
PCB-128/166	PCB-128/166	pg/L	64	14000	6	1	62	62	62	0	0	24B-0001-L	0.5 ft
PCB-129/138/163	PCB-129/138/163	pg/L	64	14000	6	5	47	360	120	3	0	24B-0001-L	0.5 ft
PCB-130	52663-66-8	pg/L	64	14000	6	1	28	28	28	0	0	24B-0001-L	0.5 ft
PCB-131	61798-70-7	pg/L	64	14000	6	0				0	0		
PCB-132	38380-05-1	pg/L	64	14000	6	1	130	130	130	1	0	24B-0001-L	0.5 ft
PCB-133	35694-04-3	pg/L	64	14000	6	0				0	0		
PCB-134/143	PCB-134/143	pg/L	64	14000	6	1	25	25	25	0	0	24B-0001-L	0.5 ft
PCB-135/151	PCB-135/151	pg/L	64	14000	6	1	99	99	99	1	0	24B-0001-L	0.5 ft
PCB-136	38411-22-2	pg/L	64	14000	6	1	42	42	42	0	0	24B-0001-L	0.5 ft
PCB-137	35694-06-5	pg/L	64	14000	6	1	25	25	25	0	0	24B-0001-L	0.5 ft
PCB-139/140	PCB-139/140	pg/L	64	14000	6	0				0	0		
PCB-141	52712-04-6	pg/L	64	14000	6	1	50	50	50	0	0	24B-0001-L	0.5 ft
PCB-142	41411-61-4	pg/L	64	14000	6	0				0	0		
PCB-144	68194-14-9	pg/L	64	14000	6	0				0	0		
PCB-145	74472-40-5	pg/L	64	14000	6	0				0	0		
PCB-146	51908-16-8	pg/L	64	14000	6	1	45	45	45	0	0	24B-0001-L	0.5 ft
PCB-147/149	PCB-147/149	pg/L	64	14000	6	5	38	250	88	1	0	24B-0001-L	0.5 ft
PCB-148	74472-41-6	pg/L	64	14000	6	0				0	0		
PCB-150	68194-08-1	pg/L	64	14000	6	0				0	0		
PCB-152	68194-09-2	pg/L	64	14000	6	0				0	0		
PCB-153/168	PCB-153/168	pg/L	64	14000	6	5	37	240	86	1	0	24B-0001-L	0.5 ft
PCB-154	60145-22-4	pg/L	64	14000	6	0				0	0		
PCB-155	33979-03-2	pg/L	64	14000	6	0				0	0		
PCB-156/157	PCB-156/157	pg/L	64	14000	6	1	45	45	45	0	0	24B-0001-L	0.5 ft
PCB-158	74472-42-7	pg/L	64	14000	6	2	6.7	36	21	0	0	24B-0001-L	0.5 ft
PCB-159	39635-35-3	pg/L	64	14000	6	0				0	0		
PCB-160	41411-62-5	pg/L	64	14000	6	0				0	0		
PCB-161	74472-43-8	pg/L	64	14000	6	0				0	0		
PCB-162	39635-34-2	pg/L	64	14000	6	0				0	0		
PCB-164	74472-45-0	pg/L	64	14000	6	1	19	19	19	0	0	24B-0001-L	0.5 ft
PCB-165	74472-46-1	pg/L	64	14000	6	0				0	0		
PCB-167	52663-72-6	pg/L	64	14000	6	1	15	15	15	0	0	24B-0001-L	0.5 ft
PCB-169	32774-16-6	pg/L	4	14000	6	0				0	0		
PCB-170	35065-30-6	pg/L	64	14000	6	1	46	46	46	0	0	24B-0001-L	0.5 ft
PCB-171/173	PCB-171/173	pg/L	64	14000	6	0				0	0		
PCB-172	52663-74-8	pg/L	64	14000	6	0				0	0		
PCB-174	38411-25-5	pg/L	64	14000	6	1	39	39	39	0	0	24B-0001-L	0.5 ft
PCB-175	40186-70-7	pg/L	64	14000	6	0				0	0		
PCB-176	52663-65-7	pg/L	64	14000	6	0				0	0		
PCB-177	52663-70-4	pg/L	64	14000	6	1	27	27	27	0	0	24B-0001-L	0.5 ft
PCB-178	52663-67-9	pg/L	64	14000	6	0				0	0		
PCB-179	52663-64-6	pg/L	64	14000	6	1	18	18	18	0	0	24B-0001-L	0.5 ft
PCB-180/193	PCB-180/193	pg/L	64	14000	6	1	80	80	80	1	0	24B-0001-L	0.5 ft
PCB-181	74472-47-2	pg/L	64	14000	6	0				0	0		
PCB-182	60145-23-5	pg/L	64	14000	6	0				0	0		
PCB-183/185	PCB-183/185	pg/L	64	14000	6	1	30	30	30	0	0	24B-0001-L	0.5 ft
PCB-184	74472-48-3	pg/L	64	14000	6	0				0	0		
PCB-186	74472-49-4	pg/L	64	14000	6	0				0	0		
PCB-187	52663-68-0	pg/L	64	14000	6	2	11	46	29	0	0	24B-0001-L	0.5 ft
PCB-188	74487-85-7	pg/L	64	14000	6	0				0	0		
PCB-189	39635-31-9	pg/L	64	14000	6	0				0	0		

Table 18
Low Flow Surface Water Analytical Results Statistics
Phase 2 Data Evaluation Summary Memorandum
Lower Neponset River
Boston and Milton, Massachusetts

Analyte	CAS Number	Units	Human Health PAL	Ecological PAL	Number of Samples	Number of Detections	Min. Detected Value	Max Detected Value	Avg. Detected Values	Number of Samples Above Human Health PAL	Number of Samples Above Ecological PAL	Location of Max. Detection	Depth of Max. Detection
PCB-190	41411-64-7	pg/L	64	14000	6	0				0	0		
PCB-191	74472-50-7	pg/L	64	14000	6	0				0	0		
PCB-192	74472-51-8	pg/L	64	14000	6	0				0	0		
PCB-194	35694-08-7	pg/L	64	14000	6	1	18	18	18	0	0	24B-0001-L	0.5 ft
PCB-195	52663-78-2	pg/L	64	14000	6	0				0	0		
PCB-196	42740-50-1	pg/L	64	14000	6	0				0	0		
PCB-197/200	PCB-197/200	pg/L	64	14000	6	0				0	0		
PCB-198/199	PCB-198/199	pg/L	64	14000	6	1	22	22	22	0	0	24B-0001-L	0.5 ft
PCB-201	40186-71-8	pg/L	64	14000	6	0				0	0		
PCB-202	2136-99-4	pg/L	64	14000	6	0				0	0		
PCB-203	52663-76-0	pg/L	64	14000	6	1	12	12	12	0	0	24B-0001-L	0.5 ft
PCB-204	74472-52-9	pg/L	64	14000	6	0				0	0		
PCB-205	74472-53-0	pg/L	64	14000	6	0				0	0		
PCB-206	40186-72-9	pg/L	64	14000	6	0				0	0		
PCB-207	52663-79-3	pg/L	64	14000	6	0				0	0		
PCB-208	52663-77-1	pg/L	64	14000	6	0				0	0		
PCB-209	2051-24-3	pg/L	64	14000	6	0				0	0		
Total Decachlorobiphenyls	RA_Total_DECPCB	pg/L	64	14000	6	0				0	0		
Total Dichlorobiphenyls	RA_Total_DIPCB	pg/L	64	14000	6	5	20000	38000	31000	5	5	24B-0002-L	0.25 ft
Total Heptachlorobiphenyls	RA_Total_HEPPCB	pg/L	64	14000	6	2	11	260	140	1	0	24B-0001-L	0.5 ft
Total Hexachlorobiphenyls	RA_Total_HEXPCB	pg/L	64	14000	6	5	120	1400	410	5	0	24B-0001-L	0.5 ft
Total Monochlorobiphenyls	RA_Total_MONPCB	pg/L	64	14000	6	5	5900	24000	16000	5	3	24B-0002-L	0.25 ft
Total Nonachlorobiphenyls	RA_Total_NONPCB	pg/L	64	14000	6	0				0	0		
Total Octachlorobiphenyls	RA_Total_OCTPCB	pg/L	64	14000	6	1	52	52	52	0	0	24B-0001-L	0.5 ft
Total Pentachlorobiphenyls	RA_Total_PENPCB	pg/L	64	14000	6	5	490	2200	940	5	0	24B-0001-L	0.5 ft
Total Tetrachlorobiphenyls	RA_Total_TETPCB	pg/L	64	14000	6	5	3200	9600	5400	5	0	24B-0001-L	0.5 ft
Total Trichlorobiphenyls	RA_Total_TRICPB	pg/L	64	14000	6	5	10000	15000	12000	5	1	24B-0001-L	0.5 ft
Total PCB Congeners	RA_Tot_PCB_Cong	pg/L	64	14000	6	5	42000	86000	66000	5	5	24B-0001-L	0.5 ft
Total PCB TEQ (Bird)	RA-TEQ-B-PCB	pg/L			6	6	0.55281	2.67125	1.26704	0	0	24B-0001-L	0.5 ft
Total PCB TEQ (Fish)	RA-TEQ-F-PCB	pg/L			6	6	0.001515	0.00805	0.003482	0	0	24B-0001-L	0.5 ft
Total PCB TEQ (Mammal)	RA-TEQ-M-PCB	pg/L	0.005	0.0031	6	6	0.00355	0.0218	0.00829	3	5	24B-0001-L	0.5 ft
TCL Pesticides													
ALDRIN	309-00-2	ug/L	0.00000077	0.04	6	0				0	0		
ALPHA BHC (ALPHA HEXACHLOROCYCLOHEXANE)	319-84-6	ug/L	0.00036	0.01	6	0				0	0		
ALPHA ENDOSULFAN (ENDOSULFAN I)	959-98-8	ug/L	10	0.056	6	0				0	0		
BETA BHC (BETA HEXACHLOROCYCLOHEXANE)	319-85-7	ug/L	0.008		6	0				0	0		
BETA ENDOSULFAN (ENDOSULFAN II)	33213-65-9	ug/L	10	0.056	6	0				0	0		
cis-Chlordane (alpha-Chlordane)	5103-71-9	ug/L	0.00031		6	0				0	0		
DELTA BHC (DELTA HEXACHLOROCYCLOHEXANE)	319-86-8	ug/L	0.000073		6	0				0	0		
DIELDRIN	60-57-1	ug/L	0.0000012	0.056	6	0				0	0		
ENDOSULFAN SULFATE	1031-07-8	ug/L	11	0.06	6	0				0	0		
ENDRIN	72-20-8	ug/L	0.03	0.036	6	0				0	0		
ENDRIN ALDEHYDE	7421-93-4	ug/L	0.23		6	0				0	0		
ENDRIN KETONE	53494-70-5	ug/L	0.23		6	0				0	0		
GAMMA BHC (LINDANE)	58-89-9	ug/L	0.00097	0.11	6	0				0	0		
HEPTACHLOR	76-44-8	ug/L	0.0000059	0.0038	6	0				0	0		
HEPTACHLOR EPOXIDE	1024-57-3	ug/L	0.000032	0.0038	6	0				0	0		
METHOXYCHLOR	72-43-5	ug/L	0.02	0.03	6	0				0	0		
P,P'-DDD (4,4'-DDD)	72-54-8	ug/L	0.00012	0.01	6	0				0	0		
P,P'-DDE (4,4'-DDE)	72-55-9	ug/L	0.000018	0.3	6	0				0	0		
P,P'-DDT (4,4'-DDT)	50-29-3	ug/L	0.00003	0.001	6	0				0	0		
TOXAPHENE	8001-35-2	ug/L	0.0007	0.0002	6	0				0	0		
Trans-Chlordane (Gamma-Chlordane)	5103-74-2	ug/L	0.00031		6	0				0	0		
TCL VOCs													
1,1,1-Trichloroethane (TCA)	71-55-6	ug/L	200	76	6	0				0	0		
1,1,2,2-TETRACHLOROETHANE	79-34-5	ug/L	0.076	200	6	0				0	0		
1,1,2-TRICHLORO-1,2,2-TRIFLUOROETHANE	76-13-1	ug/L	1000		6	0				0	0		

Table 18
Low Flow Surface Water Analytical Results Statistics
Phase 2 Data Evaluation Summary Memorandum
Lower Neponset River
Boston and Milton, Massachusetts

Analyte	CAS Number	Units	Human Health PAL	Ecological PAL	Number of Samples	Number of Detections	Min. Detected Value	Max Detected Value	Avg. Detected Values	Number of Samples Above Human Health PAL	Number of Samples Above Ecological PAL	Location of Max. Detection	Depth of Max. Detection
1,1,2-Trichloroethane	79-00-5	ug/L	0.041	730	6	0				0	0		
1,1-Dichloroethane	75-34-3	ug/L	2.8	410	6	0				0	0		
1,1-Dichloroethene	75-35-4	ug/L	0.82	130	6	0				0	0		
1,2,3-Trichlorobenzene	87-61-6	ug/L	0.7	8	6	0				0	0		
1,2,3-TRICHLOROPROPANE	96-18-4	ug/L	0.00075		6	0				0	0		
1,2,4-TRICHLOROBENZENE	120-82-1	ug/L	0.071	130	6	0				0	0		
1,2,4-Trimethylbenzene	95-63-6	ug/L	5.6	15	6	0				0	0		
1,2-Dibromo-3-Chloropropane	96-12-8	ug/L	0.00033		6	0				0	0		
1,2-Dibromoethane (Ethylene Dibromide)	106-93-4	ug/L	0.0075		6	0				0	0		
1,2-Dichlorobenzene	95-50-1	ug/L	30	23	6	0				0	0		
1,2-Dichloroethane	107-06-2	ug/L	0.17	2000	6	0				0	0		
1,2-DICHLOROPROPANE	78-87-5	ug/L	0.82	520	6	0				0	0		
1,3,5-Trimethylbenzene (Mesitylene)	108-67-8	ug/L	6	26	6	0				0	0		
1,3-DICHLOROBENZENE	541-73-1	ug/L	0.48	22	6	0				0	0		
1,4-DICHLOROBENZENE	106-46-7	ug/L	0.48	9.4	6	0				0	0		
2-HEXANONE	591-78-6	ug/L	3.8	99	6	0				0	0		
ACETONE	67-64-1	ug/L	1800	1700	6	0				0	0		
Benzene	71-43-2	ug/L	0.46	160	6	0				0	0		
BROMOCHLOROMETHANE	74-97-5	ug/L	8.3		6	0				0	0		
BROMODICHLOROMETHANE	75-27-4	ug/L	0.13	340	6	0				0	0		
BROMOFORM	75-25-2	ug/L	3.3	230	6	0				0	0		
BROMOMETHANE	74-83-9	ug/L	0.75	16	6	0				0	0		
CARBON DISULFIDE	75-15-0	ug/L	81	15	6	0				0	0		
CARBON TETRACHLORIDE	56-23-5	ug/L	0.4	77	6	0				0	0		
Chlorobenzene	108-90-7	ug/L	7.8	25	6	0				0	0		
Chloroethane	75-00-3	ug/L	830		6	0				0	0		
Chloroform	67-66-3	ug/L	0.22	140	6	0				0	0		
CHLOROMETHANE	74-87-3	ug/L	19		6	1	0.72	0.72	0.72	0	0	24B-0001-L	0.5 ft
CIS-1,2-DICHLOROETHYLENE	156-59-2	ug/L	2.5	620	6	1	0.43	0.43	0.43	0	0	24B-0001-L	0.5 ft
cis-1,3-Dichloropropene	10061-01-5	ug/L	0.27		6	0				0	0		
Cyclohexane	110-82-7	ug/L	1300	158	6	0				0	0		
DIBROMOCHLOROMETHANE	124-48-1	ug/L	0.8	320	6	0				0	0		
Dichlorodifluoromethane	75-71-8	ug/L	20		6	0				0	0		
Ethylbenzene	100-41-4	ug/L	1.5	61	6	0				0	0		
Isopropylbenzene (Cumene)	98-82-8	ug/L	45	4.8	6	0				0	0		
m,p-Xylene	179601-23-1	ug/L	19		6	0				0	0		
METHYL ACETATE	79-20-9	ug/L	2000		6	0				0	0		
Methyl Ethyl Ketone (2-Butanone)	78-93-3	ug/L	560	22000	6	0				0	0		
METHYL ISOBUTYL KETONE (4-METHYL-2-PENTANONE)	108-10-1	ug/L	630	170	6	0				0	0		
Methylcyclohexane	108-87-2	ug/L	20	52	6	0				0	0		
Methylene Chloride	75-09-2	ug/L	5	1500	6	0				0	0		
o-Xylene (1,2-Dimethylbenzene)	95-47-6	ug/L	19		6	0				0	0		
Styrene	100-42-5	ug/L	100	32	6	0				0	0		
TERT-BUTYL METHYL ETHER	1634-04-4	ug/L	14	730	6	0				0	0		
Tetrachloroethylene (PCE)	127-18-4	ug/L	4.1	53	6	0				0	0		
Toluene	108-88-3	ug/L	57	62	6	1	0.38	0.38	0.38	0	0	24B-0001-L	0.5 ft
Trans-1,2-Dichloroethylene	156-60-5	ug/L	6.8	558	6	0				0	0		
Trans-1,3-Dichloropropene	10061-02-6	ug/L	0.27		6	0				0	0		
Trichloroethylene (TCE)	79-01-6	ug/L	0.28	220	6	0				0	0		
Trichlorofluoromethane	75-69-4	ug/L	520		6	0				0	0		
Vinyl Chloride	75-01-4	ug/L	0.019	930	6	0				0	0		

Table 18
Low Flow Surface Water Analytical Results Statistics
Phase 2 Data Evaluation Summary Memorandum
Lower Neponset River
Boston and Milton, Massachusetts

Notes:
(a) The number of samples shown and the calculation of summary statistics treated the parent and field duplicate as individual samples.

Sums and TEQ:
(a) The homolog groups sums for PCBs and PCDD/Fs were calculated by summing the detected congeners in each group; if no congeners in a group were detected, the maximum reporting detection limit for any individual congener in that homolog group was used.
(b) The concentration of total PCB congeners was calculated as the sum of detected congeners in each sample.
(c) PCDD/F TEQ and PCB Toxic Equivalency (TEQ) values were calculated by summing the detected compounds in each group that have been multiplied by their specific Toxic Equivalency Factors (TEFs); see Table 51 for more details. For any sample that did not have any detected compounds, the resulting TEQ is shown as a zero.
(d) For coelution of dioxin-like (DL) and non-DL congeners, TEF is applied to the full reported concentration.
(e) Calculated total values are inclusive of Estimated Maximum Possible Concentration (EMPC) results.

Project Action Limits (PALs):
A blank cell for the PAL indicates no PAL is available.
See Table 51 for additional details.

Analytes:
PCB - polychlorinated biphenyl
PCDD/F - polychlorinated dibenzodioxins/furans
TAL - target analyte list
TCL - target compound list
SVOCs - semi-volatile organic compounds
VOCs - volatile organic compounds

Units:
mg/kg - milligrams per kilogram
ng/g - nanograms per gram
pg/g - picograms per gram
ug/kg - micrograms per kilogram
ug/L - micrograms per liter

Table 19
High Flow Surface Water Analytical Results Statistics
Phase 2 Data Evaluation Summary Memorandum
Lower Neponset River
Boston and Milton, Massachusetts

Analyte	CAS Number	Units	Human Health PAL	Ecological PAL	Number of Samples	Number of Detections	Min. Detected Value	Max Detected Value	Avg. Detected Values	Number of Samples Above Human Health PAL	Number of Samples Above Ecological PAL	Location of Max. Detection	Depth of Max. Detection
Total Cyanide													
CYANIDE	57-12-5	ug/L	0.15	5.2	5	3	13	91	45	3	3	25A-0005-H	2 ft
PCDD/F													
1,2,3,4,6,7,8-HEPTACHLORODIBENZOFURAN	67562-39-4	pg/L	12	0.31	5	5	9.3	19	13	2	4	25A-0002-H	0.5 ft
1,2,3,4,6,7,8-HEPTACHLORODIBENZO-P-DIOXIN	35822-46-9	pg/L	12	3.1	5	5				0	0		
1,2,3,4,7,8,9-HEPTACHLORODIBENZOFURAN	55673-89-7	pg/L	12	0.31	5	5				0	0		
1,2,3,4,7,8-HEXACHLORODIBENZOFURAN	70648-26-9	pg/L	1.2	0.031	5	5				0	0		
1,2,3,4,7,8-HEXACHLORODIBENZO-P-DIOXIN	39227-28-6	pg/L	1.2	0.062	5	5				0	0		
1,2,3,6,7,8-HEXACHLORODIBENZOFURAN	57117-44-9	pg/L	1.2	0.031	5	5				0	0		
1,2,3,6,7,8-HEXACHLORODIBENZO-P-DIOXIN	57653-85-7	pg/L	1.2	0.31	5	5				0	0		
1,2,3,7,8,9-HEXACHLORODIBENZOFURAN	72918-21-9	pg/L	1.2	0.031	5	5				0	0		
1,2,3,7,8,9-HEXACHLORODIBENZO-P-DIOXIN	19408-74-3	pg/L	1.2	0.031	5	5				0	0		
1,2,3,7,8-PENTACHLORODIBENZOFURAN	57117-41-6	pg/L	4	0.1	5	5				0	0		
1,2,3,7,8-PENTACHLORODIBENZO-P-DIOXIN	40321-76-4	pg/L	0.12	0.0031	5	5				0	0		
2,3,4,6,7,8-HEXACHLORODIBENZOFURAN	60851-34-5	pg/L	1.2	0.031	5	5				0	0		
2,3,4,7,8-PENTACHLORODIBENZOFURAN	57117-31-4	pg/L	0.4	0.01	5	5				0	0		
2,3,7,8-TETRACHLORODIBENZOFURAN	51207-31-9	pg/L	1.2	0.031	5	5				0	0		
2,3,7,8-TETRACHLORODIBENZO-P-DIOXIN	1746-01-6	pg/L	0.005	0.0031	5	5				0	0		
OCTACHLORODIBENZOFURAN	39001-02-0	pg/L	400	31	5	5	19	33	24	0	1	25A-0004-H	2 ft
OCTACHLORODIBENZO-P-DIOXIN	3268-87-9	pg/L	400	31	5	5	100	180	140	0	4	25A-0004-H	2 ft
Heptachlorodibenzofurans	38998-75-3	pg/L			5	4	9.3	19	15	0	0	25A-0002-H 25A-0005-H	0.5 ft 2 ft
Heptachlorodibenzo-P-Dioxins	37871-00-4	pg/L			5	3	12	30	18	0	0	25A-0004-H	2 ft
HEXACHLORODIBENZOFURAN	55684-94-1	pg/L			5	1	6.9	6.9	6.9	0	0	25A-0004-H	2 ft
HEXACHLORODIBENZO-P-DIOXIN	34465-46-8	pg/L	13		5	0				0	0		
PENTACHLORO DIBENZOFURAN	30402-15-4	pg/L			5	0				0	0		
PENTACHLORODIBENZO-P-DIOXIN	36088-22-9	pg/L			5	0				0	0		
Tetrachlorodibenzofuran	55722-27-5	pg/L			5	0				0	0		
TETRACHLORODIBENZO-P-DIOXIN	41903-57-5	pg/L			5	0				0	0		
Total PCDD/F TEQ (Bird)	RA-TEQ-B-DF	pg/L			5	5	0.1069	0.2066	0.1467	0	0	25A-0002-H	0.5 ft
Total PCDD/F TEQ (Fish)	RA-TEQ-F-DF	pg/L			5	5	0.1069	0.2066	0.1467	0	0	25A-0002-H	0.5 ft
Total PCDD/F TEQ (Mammal)	RA-TEQ-M-DF	pg/L	0.005	0.0031	5	5	0.1347	0.2398	0.1785	4	4	25A-0002-H	0.5 ft
PCB Congeners													
PCB-001	2051-60-7	pg/L	64	14000	5	5	350	620	440	4	0	25A-0002-H	0.5 ft
PCB-002	2051-61-8	pg/L	64	14000	5	5				0	0		
PCB-003	2051-62-9	pg/L	64	14000	5	5	18	110	51	1	0	25A-0002-H	0.5 ft
PCB-004	13029-08-8	pg/L	64	14000	5	5	40	1400	880	4	0	25A-0005-H	0 ft
PCB-005	16605-91-7	pg/L	64	14000	5	5				0	0		
PCB-006	25569-80-6	pg/L	64	14000	5	5	40	130	76	3	0	25A-0005-H	0 ft
PCB-007	33284-50-3	pg/L	64	14000	5	5	14	14	14	0	0	25A-0005-H	0 ft
PCB-008	34883-43-7	pg/L	64	14000	5	5	110	370	220	4	0	25A-0005-H	0 ft
PCB-009	34883-39-1	pg/L	64	14000	5	5	15	15	15	0	0	25A-0005-H	0 ft
PCB-010	33146-45-1	pg/L	64	14000	5	5	88	190	130	4	0	25A-0002-H	0.5 ft
PCB-011	2050-67-1	pg/L	64	14000	5	5				0	0		
PCB-012/013	PCB-12/13	pg/L	64	14000	5	5	24	65	42	1	0	25A-0005-H	0 ft
PCB-014	34883-41-5	pg/L	64	14000	5	5				0	0		
PCB-015	2050-68-2	pg/L	64	14000	5	5	14	540	240	4	0	25A-0005-H	0 ft
PCB-016	38444-78-9	pg/L	64	14000	5	5	15	44	28	0	0	25A-0005-H	0 ft
PCB-017	37680-66-3	pg/L	64	14000	5	5	130	390	240	4	0	25A-0005-H	0 ft
PCB-018/030	PCB-18/30	pg/L	64	14000	5	5	89	240	160	4	0	25A-0005-H	0 ft
PCB-019	38444-73-4	pg/L	64	14000	5	5	300	560	440	4	0	25A-0005-H	0 ft
PCB-020/028	PCB-20/28	pg/L	64	14000	5	5	170	570	340	4	0	25A-0005-H	0 ft
PCB-021/033	PCB-21/33	pg/L	64	14000	5	5				0	0		
PCB-022	38444-85-8	pg/L	64	14000	5	5	51	100	70	1	0	25A-0005-H	0 ft
PCB-023	55720-44-0	pg/L	64	14000	5	5				0	0		
PCB-024	55702-45-9	pg/L	64	14000	5	5				0	0		
PCB-025	55712-37-3	pg/L	64	14000	5	5	50	180	110	3	0	25A-0005-H	0 ft
PCB-026/029	PCB-26/29	pg/L	64	14000	5	5	82	260	180	4	0	25A-0005-H	0 ft
PCB-027	38444-76-7	pg/L	64	14000	5	5	96	210	160	4	0	25A-0005-H	0 ft
PCB-031	16606-02-3	pg/L	64	14000	5	5	120	490	290	4	0	25A-0005-H	0 ft
PCB-032	38444-77-8	pg/L	64	14000	5	5	140	370	250	4	0	25A-0005-H	0 ft
PCB-034	37680-68-5	pg/L	64	14000	5	5				0	0		

Table 19
High Flow Surface Water Analytical Results Statistics
Phase 2 Data Evaluation Summary Memorandum
Lower Neponset River
Boston and Milton, Massachusetts

Analyte	CAS Number	Units	Human Health PAL	Ecological PAL	Number of Samples	Number of Detections	Min. Detected Value	Max Detected Value	Avg. Detected Values	Number of Samples Above Human Health PAL	Number of Samples Above Ecological PAL	Location of Max. Detection	Depth of Max. Detection
PCB-035	37680-69-6	pg/L	64	14000	5	5				0	0		
PCB-036	38444-87-0	pg/L	64	14000	5	5				0	0		
PCB-037	38444-90-5	pg/L	64	14000	5	5	19	89	48	1	0	25A-0005-H	0 ft
PCB-038	53555-66-1	pg/L	64	14000	5	5				0	0		
PCB-039	38444-88-1	pg/L	64	14000	5	5				0	0		
PCB-040/041/071	PCB-40/41/71	pg/L	64	14000	5	5	85	180	150	4	0	25A-0002-H 25A-0005-H	0.5 ft 0 ft
PCB-042	36559-22-5	pg/L	64	14000	5	5	45	93	77	3	0	25A-0005-H	0 ft
PCB-043/073	PCB-43/73	pg/L	64	14000	5	5				0	0		
PCB-044/047/065	PCB-44/47/65	pg/L	64	14000	5	5	190	440	350	4	0	25A-0002-H	0.5 ft
PCB-045/051	PCB-45/51	pg/L	64	14000	5	5	65	110	93	4	0	25A-0002-H 25A-0005-H	0.5 ft 0 ft
PCB-046	41464-47-5	pg/L	64	14000	5	5	16	22	20	0	0	25A-0005-H	0 ft
PCB-048	70362-47-9	pg/L	64	14000	5	5	18	25	21	0	0	25A-0005-H	0 ft
PCB-049/069	PCB-49/69	pg/L	64	14000	5	5	140	320	250	4	0	25A-0002-H	0.5 ft
PCB-050/053	PCB-50/53	pg/L	64	14000	5	5	86	170	130	4	0	25A-0002-H	0.5 ft
PCB-052	35693-99-3	pg/L	64	14000	5	5	240	440	370	4	0	25A-0002-H	0.5 ft
PCB-054	15968-05-5	pg/L	64	14000	5	5	15	17	16	0	0	25A-0002-H	0.5 ft
PCB-055	74338-24-2	pg/L	64	14000	5	5				0	0		
PCB-056	41464-43-1	pg/L	64	14000	5	5	29	62	47	0	0	25A-0002-H	0.5 ft
PCB-057	70424-67-8	pg/L	64	14000	5	5				0	0		
PCB-058	41464-49-7	pg/L	64	14000	5	5				0	0		
PCB-059/062/075	PCB-59/62/75	pg/L	64	14000	5	5	33	33	33	0	0	25A-0002-H	0.5 ft
PCB-060	33025-41-1	pg/L	64	14000	5	5	17	30	22	0	0	25A-0002-H	0.5 ft
PCB-061/070/074/076	PCB-61/70/74/76	pg/L	64	14000	5	5	150	290	230	4	0	25A-0002-H	0.5 ft
PCB-063	74472-34-7	pg/L	64	14000	5	5	14	21	18	0	0	25A-0002-H	0.5 ft
PCB-064	52663-58-8	pg/L	64	14000	5	5	8.3	130	82	3	0	25A-0005-H	0 ft
PCB-066	32598-10-0	pg/L	64	14000	5	5	110	220	160	4	0	25A-0002-H	0.5 ft
PCB-067	73575-53-8	pg/L	64	14000	5	5				0	0		
PCB-068	73575-52-7	pg/L	64	14000	5	5				0	0		
PCB-072	41464-42-0	pg/L	64	14000	5	5	13	13	13	0	0	25A-0002-H	0.5 ft
PCB-077	32598-13-3	pg/L	64	14000	5	5	14	21	19	0	0	25A-0002-H 25A-0005-H	0.5 ft 0 ft
PCB-078	70362-49-1	pg/L	64	14000	5	5				0	0		
PCB-079	41464-48-6	pg/L	64	14000	5	5				0	0		
PCB-080	33284-52-5	pg/L	64	14000	5	5				0	0		
PCB-081	70362-50-4	pg/L	64	14000	5	5				0	0		
PCB-082	52663-62-4	pg/L	64	14000	5	5	11	28	20	0	0	25A-0002-H	0.5 ft
PCB-083	60145-20-2	pg/L	64	14000	5	5	11	24	16	0	0	25A-0002-H	0.5 ft
PCB-084	52663-60-2	pg/L	64	14000	5	5	37	67	49	1	0	25A-0002-H	0.5 ft
PCB-085/116/117	PCB-85/116/117	pg/L	64	14000	5	5	29	67	42	1	0	25A-0002-H	0.5 ft
PCB-086/087/097/108/119/125	PCB-86/108+	pg/L	64	14000	5	5	85	160	110	4	0	25A-0002-H	0.5 ft
PCB-088/091	PCB-88/91	pg/L	64	14000	5	5	27	75	48	1	0	25A-0002-H	0.5 ft
PCB-089	73575-57-2	pg/L	64	14000	5	5				0	0		
PCB-090/101/113	PCB-90/101/113	pg/L	64	14000	5	5	30	260	150	4	0	25A-0002-H	0.5 ft
PCB-092	52663-61-3	pg/L	64	14000	5	5	40	91	58	1	0	25A-0002-H	0.5 ft
PCB-093/098/100/102	PCB-93+	pg/L	64	14000	5	5				0	0		
PCB-094	73575-55-0	pg/L	64	14000	5	5				0	0		
PCB-095	38379-99-6	pg/L	64	14000	5	5	140	250	180	4	0	25A-0002-H	0.5 ft
PCB-096	73575-54-9	pg/L	64	14000	5	5				0	0		
PCB-099	38380-01-7	pg/L	64	14000	5	5	68	150	100	4	0	25A-0002-H	0.5 ft
PCB-103	60145-21-3	pg/L	64	14000	5	5				0	0		
PCB-104	56558-16-8	pg/L	64	14000	5	5				0	0		
PCB-105	32598-14-4	pg/L	64	14000	5	5	12	71	38	1	0	25A-0002-H	0.5 ft
PCB-106	70424-69-0	pg/L	64	14000	5	5				0	0		
PCB-107/124	PCB-107/124	pg/L	64	14000	5	5				0	0		
PCB-109	74472-35-8	pg/L	64	14000	5	5	8.8	16	11	0	0	25A-0002-H	0.5 ft
PCB-110/115	PCB-110/115	pg/L	64	14000	5	5	34	340	190	4	0	25A-0002-H	0.5 ft
PCB-111	39635-32-0	pg/L	64	14000	5	5				0	0		
PCB-112	74472-36-9	pg/L	64	14000	5	5				0	0		
PCB-114	74472-37-0	pg/L	64	14000	5	5				0	0		
PCB-118	31508-00-6	pg/L	64	14000	5	5	27	180	98	4	0	25A-0002-H	0.5 ft

Table 19
High Flow Surface Water Analytical Results Statistics
Phase 2 Data Evaluation Summary Memorandum
Lower Neponset River
Boston and Milton, Massachusetts

Analyte	CAS Number	Units	Human Health PAL	Ecological PAL	Number of Samples	Number of Detections	Min. Detected Value	Max Detected Value	Avg. Detected Values	Number of Samples Above Human Health PAL	Number of Samples Above Ecological PAL	Location of Max. Detection	Depth of Max. Detection
PCB-120	68194-12-7	pg/L	64	14000	5	5				0	0		
PCB-121	56558-18-0	pg/L	64	14000	5	5				0	0		
PCB-122	76842-07-4	pg/L	64	14000	5	5				0	0		
PCB-123	65510-44-3	pg/L	64	14000	5	5				0	0		
PCB-126	57465-28-8	pg/L	1.2	14000	5	5				0	0		
PCB-127	39635-33-1	pg/L	64	14000	5	5				0	0		
PCB-128/166	PCB-128/166	pg/L	64	14000	5	5	19	39	26	0	0	25A-0002-H	0.5 ft
PCB-129/138/163	PCB-129/138/163	pg/L	64	14000	5	5	53	250	140	4	0	25A-0002-H	0.5 ft
PCB-130	52663-66-8	pg/L	64	14000	5	5	12	16	14	0	0	25A-0002-H	0.5 ft
PCB-131	61798-70-7	pg/L	64	14000	5	5				0	0		
PCB-132	38380-05-1	pg/L	64	14000	5	5	11	75	42	1	0	25A-0002-H	0.5 ft
PCB-133	35694-04-3	pg/L	64	14000	5	5				0	0		
PCB-134/143	PCB-134/143	pg/L	64	14000	5	5				0	0		
PCB-135/151	PCB-135/151	pg/L	64	14000	5	5	29	64	43	0	0	25A-0002-H	0.5 ft
PCB-136	38411-22-2	pg/L	64	14000	5	5	15	22	19	0	0	25A-0002-H	0.5 ft
PCB-137	35694-06-5	pg/L	64	14000	5	5	14	14	14	0	0	25A-0002-H	0.5 ft
PCB-139/140	PCB-139/140	pg/L	64	14000	5	5				0	0		
PCB-141	52712-04-6	pg/L	64	14000	5	5	18	30	22	0	0	25A-0002-H	0.5 ft
PCB-142	41411-61-4	pg/L	64	14000	5	5				0	0		
PCB-144	68194-14-9	pg/L	64	14000	5	5				0	0		
PCB-145	74472-40-5	pg/L	64	14000	5	5				0	0		
PCB-146	51908-16-8	pg/L	64	14000	5	5	15	29	22	0	0	25A-0002-H	0.5 ft
PCB-147/149	PCB-147/149	pg/L	64	14000	5	5	71	150	97	4	0	25A-0002-H	0.5 ft
PCB-148	74472-41-6	pg/L	64	14000	5	5				0	0		
PCB-150	68194-08-1	pg/L	64	14000	5	5				0	0		
PCB-152	68194-09-2	pg/L	64	14000	5	5				0	0		
PCB-153/168	PCB-153/168	pg/L	64	14000	5	5	40	170	99	4	0	25A-0002-H	0.5 ft
PCB-154	60145-22-4	pg/L	64	14000	5	5				0	0		
PCB-155	33979-03-2	pg/L	64	14000	5	5				0	0		
PCB-156/157	PCB-156/157	pg/L	64	14000	5	5	16	24	20	0	0	25A-0002-H	0.5 ft
PCB-158	74472-42-7	pg/L	64	14000	5	5	8.5	20	12	0	0	25A-0002-H	0.5 ft
PCB-159	39635-35-3	pg/L	64	14000	5	5				0	0		
PCB-160	41411-62-5	pg/L	64	14000	5	5				0	0		
PCB-161	74472-43-8	pg/L	64	14000	5	5				0	0		
PCB-162	39635-34-2	pg/L	64	14000	5	5				0	0		
PCB-164	74472-45-0	pg/L	64	14000	5	5				0	0		
PCB-165	74472-46-1	pg/L	64	14000	5	5				0	0		
PCB-167	52663-72-6	pg/L	64	14000	5	5	8.2	8.2	8.2	0	0	25A-0002-H	0.5 ft
PCB-169	32774-16-6	pg/L	4	14000	5	5				0	0		
PCB-170	35065-30-6	pg/L	64	14000	5	5	14	34	22	0	0	25A-0002-H	0.5 ft
PCB-171/173	PCB-171/173	pg/L	64	14000	5	5				0	0		
PCB-172	52663-74-8	pg/L	64	14000	5	5				0	0		
PCB-174	38411-25-5	pg/L	64	14000	5	5	16	26	21	0	0	25A-0002-H	0.5 ft
PCB-175	40186-70-7	pg/L	64	14000	5	5				0	0		
PCB-176	52663-65-7	pg/L	64	14000	5	5				0	0		
PCB-177	52663-70-4	pg/L	64	14000	5	5	18	18	18	0	0	25A-0002-H	0.5 ft
PCB-178	52663-67-9	pg/L	64	14000	5	5				0	0		
PCB-179	52663-64-6	pg/L	64	14000	5	5				0	0		
PCB-180/193	PCB-180/193	pg/L	64	14000	5	5	21	66	37	1	0	25A-0002-H	0.5 ft
PCB-181	74472-47-2	pg/L	64	14000	5	5				0	0		
PCB-182	60145-23-5	pg/L	64	14000	5	5				0	0		
PCB-183/185	PCB-183/185	pg/L	64	14000	5	5	21	21	21	0	0	25A-0002-H	0.5 ft
PCB-184	74472-48-3	pg/L	64	14000	5	5				0	0		
PCB-186	74472-49-4	pg/L	64	14000	5	5				0	0		
PCB-187	52663-68-0	pg/L	64	14000	5	5	12	36	20	0	0	25A-0002-H	0.5 ft
PCB-188	74487-85-7	pg/L	64	14000	5	5				0	0		
PCB-189	39635-31-9	pg/L	64	14000	5	5				0	0		
PCB-190	41411-64-7	pg/L	64	14000	5	5				0	0		
PCB-191	74472-50-7	pg/L	64	14000	5	5				0	0		
PCB-192	74472-51-8	pg/L	64	14000	5	5				0	0		
PCB-194	35694-08-7	pg/L	64	14000	5	5	15	15	15	0	0	25A-0002-H	0.5 ft
PCB-195	52663-78-2	pg/L	64	14000	5	5				0	0		

Table 19
High Flow Surface Water Analytical Results Statistics
Phase 2 Data Evaluation Summary Memorandum
Lower Neponset River
Boston and Milton, Massachusetts

Analyte	CAS Number	Units	Human Health PAL	Ecological PAL	Number of Samples	Number of Detections	Min. Detected Value	Max Detected Value	Avg. Detected Values	Number of Samples Above Human Health PAL	Number of Samples Above Ecological PAL	Location of Max. Detection	Depth of Max. Detection
PCB-196	42740-50-1	pg/L	64	14000	5	5				0	0		
PCB-197/200	PCB-197/200	pg/L	64	14000	5	5				0	0		
PCB-198/199	PCB-198/199	pg/L	64	14000	5	5	13	19	16	0	0	25A-0002-H	0.5 ft
PCB-201	40186-71-8	pg/L	64	14000	5	5				0	0		
PCB-202	2136-99-4	pg/L	64	14000	5	5				0	0		
PCB-203	52663-76-0	pg/L	64	14000	5	5	12	12	12	0	0	25A-0002-H	0.5 ft
PCB-204	74472-52-9	pg/L	64	14000	5	5				0	0		
PCB-205	74472-53-0	pg/L	64	14000	5	5				0	0		
PCB-206	40186-72-9	pg/L	64	14000	5	5	18	18	18	0	0	25A-0002-H	0.5 ft
PCB-207	52663-79-3	pg/L	64	14000	5	5				0	0		
PCB-208	52663-77-1	pg/L	64	14000	5	5				0	0		
PCB-209	2051-24-3	pg/L	64	14000	5	5	14	18	16	0	0	25A-0002-H	0.5 ft
Total Decachlorobiphenyls	RA_Total_DECPCB	pg/L	64	14000	5	3	14	18	16	0	0	25A-0002-H	0.5 ft
Total Dichlorobiphenyls	RA_Total_DIPCB	pg/L	64	14000	5	5	54	2700	1500	4	0	25A-0005-H	0 ft
Total Heptachlorobiphenyls	RA_Total_HEPPCB	pg/L	64	14000	5	5	35	180	87	3	0	25A-0002-H	0.5 ft
Total Hexachlorobiphenyls	RA_Total_HEXPCB	pg/L	64	14000	5	5	100	910	460	5	0	25A-0002-H	0.5 ft
Total Monochlorobiphenyls	RA_Total_MONPCB	pg/L	64	14000	5	4	370	730	490	4	0	25A-0002-H	0.5 ft
Total Nonachlorobiphenyls	RA_Total_NONPCB	pg/L	64	14000	5	1	18	18	18	0	0	25A-0002-H	0.5 ft
Total Octachlorobiphenyls	RA_Total_OCTPCB	pg/L	64	14000	5	2	13	46	30	0	0	25A-0002-H	0.5 ft
Total Pentachlorobiphenyls	RA_Total_PENPCB	pg/L	64	14000	5	5	69	1100	620	5	0	25A-0002-H	0.5 ft
Total Tetrachlorobiphenyls	RA_Total_TETPCB	pg/L	64	14000	5	5	8.3	2300	1500	4	0	25A-0002-H	0.5 ft
Total Trichlorobiphenyls	RA_Total_TRICPB	pg/L	64	14000	5	4	1200	3500	2300	4	0	25A-0005-H	0 ft
Total PCB Congeners	RA_Tot_PCB_Cong	pg/L	64	14000	5	5	270	10000	6400	5	0	25A-0002-H 25A-0005-H	0.5 ft 0 ft
Total PCB TEQ (Bird)	RA-TEQ-B-PCB	pg/L			5	5	0.00147	1.061382	0.5655804	0	0	25A-0002-H	0.5 ft
Total PCB TEQ (Fish)	RA-TEQ-F-PCB	pg/L			5	5	0.000195	0.003516	0.001849	0	0	25A-0002-H	0.5 ft
Total PCB TEQ (Mammal)	RA-TEQ-M-PCB	pg/L	0.005	0.0031	5	5	0.00117	0.010596	0.0054952	3	4	25A-0002-H	0.5 ft
TAL Metals and Mercury													
Aluminum	7429-90-5	ug/L	2000	87	5	5	100	210	130	0	5	25A-0004-H	2 ft
Aluminum (Dissolved)	7429-90-5	ug/L	2000	87	5	5	39	120	63	0	1	25A-0002-H	0.5 ft
Antimony	7440-36-0	ug/L	0.78	190	5	0				0	0		
Antimony (Dissolved)	7440-36-0	ug/L	0.78	190	5	0				0	0		
Arsenic	7440-38-2	ug/L	0.018	150	5	5	0.5	1.1	0.72	5	0	25A-0004-H	2 ft
Arsenic (Dissolved)	7440-38-2	ug/L	0.018	150	5	5	0.36	0.91	0.58	5	0	25A-0001-H	1 ft
Barium	7440-39-3	ug/L	380	220	5	5	21	39	33	0	0	25A-0002-H	0.5 ft
Barium (Dissolved)	7440-39-3	ug/L	380	220	5	5	16	34	29	0	0	25A-0001-H	1 ft
Beryllium	7440-41-7	ug/L	0.0037	11	5	0				0	0		
Beryllium (Dissolved)	7440-41-7	ug/L	0.0037	11	5	0				0	0		
Cadmium	7440-43-9	ug/L	0.18	0.094	5	0				0	0		
Cadmium (Dissolved)	7440-43-9	ug/L	0.18	0.094	5	0				0	0		
Calcium	7440-70-2	ug/L		116000	5	5	8000	14000	13000	0	0	25A-0001-H 25A-0002-H 25A-0005-H	1 ft 0.5 ft 2 ft
Calcium (Dissolved)	7440-70-2	ug/L		116000	5	5	7200	14000	12000	0	0	25A-0001-H	1 ft
Chromium, Total	7440-47-3	ug/L	100	23.8	5	0				0	0		
Chromium, Total (Dissolved)	7440-47-3	ug/L	100	23.8	5	0				0	0		
Cobalt	7440-48-4	ug/L	0.6	19	5	5	0.31	0.77	0.45	1	0	25A-0004-H	2 ft
Cobalt (Dissolved)	7440-48-4	ug/L	0.6	19	5	0				0	0		
Copper	7440-50-8	ug/L	80	2.7	5	5	2.9	3.3	3.1	0	5	25A-0002-H 25A-0004-H	0.5 ft 2 ft
Copper (Dissolved)	7440-50-8	ug/L	80	2.7	5	5	2.2	2.5	2.4	0	0	25A-0001-H 25A-0005-H	1 ft 0 ft
Iron	7439-89-6	ug/L	1400	1000	5	5	1000	1200	1100	0	3	25A-0002-H 25A-0004-H	0.5 ft 2 ft
Iron (Dissolved)	7439-89-6	ug/L	1400	1000	5	5	510	680	600	0	0	25A-0001-H	1 ft
Lead	7439-92-1	ug/L	10	0.54	5	5	2.7	4.9	3.5	0	5	25A-0004-H	2 ft
Lead (Dissolved)	7439-92-1	ug/L	10	0.54	5	5	1	1.3	1.1	0	5	25A-0001-H	1 ft
Magnesium	7439-95-4	ug/L		82000	5	5	1900	3100	2800	0	0	25A-0002-H 25A-0005-H	0.5 ft 2 ft
Magnesium (Dissolved)	7439-95-4	ug/L		82000	5	5	1700	3000	2700	0	0	25A-0001-H	1 ft
Manganese	7439-96-5	ug/L	43	93	5	5	170	250	210	5	5	25A-0004-H	2 ft

Table 19
High Flow Surface Water Analytical Results Statistics
Phase 2 Data Evaluation Summary Memorandum
Lower Neponset River
Boston and Milton, Massachusetts

Analyte	CAS Number	Units	Human Health PAL	Ecological PAL	Number of Samples	Number of Detections	Min. Detected Value	Max Detected Value	Avg. Detected Values	Number of Samples Above Human Health PAL	Number of Samples Above Ecological PAL	Location of Max. Detection	Depth of Max. Detection
Manganese (Dissolved)	7439-96-5	ug/L	43	93	5	5	97	150	140	5	5	25A-0001-H 25A-0002-H	1 ft 0.5 ft
Mercury	7439-97-6	ug/L	0.57	0.77	5	0				0	0		
Mercury (Dissolved)	7439-97-6	ug/L	0.57	0.77	5	0				0	0		
Nickel	7440-02-0	ug/L	39	14.3	5	5	1	1.3	1.2	0	0	25A-0002-H	0.5 ft
Nickel (Dissolved)	7440-02-0	ug/L	39	14.3	5	5	0.92	1.1	1.1	0	0	25A-0001-H 25A-0002-H 25A-0005-H 25A-0005-H	1 ft 0.5 ft 0 ft 2 ft
Potassium	7440-09-7	ug/L		53000	5	5	1600	2400	2100	0	0	25A-0002-H	0.5 ft
Potassium (Dissolved)	7440-09-7	ug/L		53000	5	5	1500	2300	2100	0	0	25A-0001-H 25A-0002-H	1 ft 0.5 ft
Selenium	7782-49-2	ug/L	10	5	5	0				0	0		
Selenium (Dissolved)	7782-49-2	ug/L	10	5	5	0				0	0		
Silver	7440-22-4	ug/L	9.4		5	0				0	0		
Silver (Dissolved)	7440-22-4	ug/L	9.4		5	0				0	0		
Sodium	7440-23-5	ug/L		680000	5	5	41000	65000	58000	0	0	25A-0002-H	0.5 ft
Sodium (Dissolved)	7440-23-5	ug/L		680000	5	5	38000	60000	55000	0	0	25A-0001-H 25A-0005-H	1 ft 0 ft
Thallium	7440-28-0	ug/L	0.02	6	5	0				0	0		
Thallium (Dissolved)	7440-28-0	ug/L	0.02	6	5	0				0	0		
Vanadium	7440-62-2	ug/L	8.6	27	5	0				0	0		
Vanadium (Dissolved)	7440-62-2	ug/L	8.6	27	5	5	1.3	2.3	1.8	0	0	25A-0005-H	2 ft
Zinc	7440-66-6	ug/L	600	6.2	5	5	10	16	12	0	5	25A-0004-H	2 ft
Zinc (Dissolved)	7440-66-6	ug/L	600	6.2	5	5	6.8	8	7.4	0	5	25A-0004-H	2 ft
TCL Pesticides													
ALDRIN	309-00-2	ug/L	0.00000077	0.04	5	0				0	0		
ALPHA BHC (ALPHA HEXACHLOROCYCLOHEXANE)	319-84-6	ug/L	0.00036	0.01	5	0				0	0		
ALPHA ENDOSULFAN (ENDOSULFAN I)	959-98-8	ug/L	10	0.056	5	0				0	0		
BETA BHC (BETA HEXACHLOROCYCLOHEXANE)	319-85-7	ug/L	0.008		5	0				0	0		
BETA ENDOSULFAN (ENDOSULFAN II)	33213-65-9	ug/L	10	0.056	5	0				0	0		
cis-Chlordane (alpha-Chlordane)	5103-71-9	ug/L	0.00031		5	0				0	0		
DELTA BHC (DELTA HEXACHLOROCYCLOHEXANE)	319-86-8	ug/L	0.000073		5	0				0	0		
DIELDRIN	60-57-1	ug/L	0.0000012	0.056	5	0				0	0		
ENDOSULFAN SULFATE	1031-07-8	ug/L	11	0.06	5	0				0	0		
ENDRIN	72-20-8	ug/L	0.03	0.036	5	0				0	0		
ENDRIN ALDEHYDE	7421-93-4	ug/L	0.23		5	0				0	0		
ENDRIN KETONE	53494-70-5	ug/L	0.23		5	0				0	0		
GAMMA BHC (LINDANE)	58-89-9	ug/L	0.00097	0.11	5	0				0	0		
HEPTACHLOR	76-44-8	ug/L	0.0000059	0.0038	5	0				0	0		
HEPTACHLOR EPOXIDE	1024-57-3	ug/L	0.000032	0.0038	5	0				0	0		
METHOXYCHLOR	72-43-5	ug/L	0.02	0.03	5	0				0	0		
P,P'-DDD (4,4'-DDD)	72-54-8	ug/L	0.00012	0.01	5	0				0	0		
P,P'-DDE (4,4'-DDE)	72-55-9	ug/L	0.000018	0.3	5	0				0	0		
P,P'-DDT (4,4'-DDT)	50-29-3	ug/L	0.00003	0.001	5	0				0	0		
TOXAPHENE	8001-35-2	ug/L	0.0007	0.0002	5	0				0	0		
Trans-Chlordane (Gamma-Chlordane)	5103-74-2	ug/L	0.00031		5	0				0	0		
TCL VOCs													
1,1,1-Trichloroethane (TCA)	71-55-6	ug/L	200	76	5	0				0	0		
1,1,2,2-TETRACHLOROETHANE	79-34-5	ug/L	0.076	200	5	0				0	0		
1,1,2-TRICHLORO-1,2,2-TRIFLUOROETHANE	76-13-1	ug/L	1000		5	0				0	0		
1,1,2-Trichloroethane	79-00-5	ug/L	0.041	730	5	0				0	0		
1,1-Dichloroethane	75-34-3	ug/L	2.8	410	5	0				0	0		
1,1-Dichloroethene	75-35-4	ug/L	0.82	130	5	0				0	0		
1,2,3-Trichlorobenzene	87-61-6	ug/L	0.7	8	5	0				0	0		
1,2,3-TRICHLOROPROPANE	96-18-4	ug/L	0.00075		5	0				0	0		
1,2,4-TRICHLOROBENZENE	120-82-1	ug/L	0.071	130	5	0				0	0		
1,2,4-Trimethylbenzene	95-63-6	ug/L	5.6	15	5	0				0	0		
1,2-Dibromo-3-Chloropropane	96-12-8	ug/L	0.00033		5	0				0	0		
1,2-Dibromoethane (Ethylene Dibromide)	106-93-4	ug/L	0.0075		5	0				0	0		
1,2-Dichlorobenzene	95-50-1	ug/L	30	23	5	0				0	0		
1,2-Dichloroethane	107-06-2	ug/L	0.17	2000	5	0				0	0		

Table 19
High Flow Surface Water Analytical Results Statistics
Phase 2 Data Evaluation Summary Memorandum
Lower Neponset River
Boston and Milton, Massachusetts

Analyte	CAS Number	Units	Human Health PAL	Ecological PAL	Number of Samples	Number of Detections	Min. Detected Value	Max Detected Value	Avg. Detected Values	Number of Samples Above Human Health PAL	Number of Samples Above Ecological PAL	Location of Max. Detection	Depth of Max. Detection
1,2-DICHLOROPROPANE	78-87-5	ug/L	0.82	520	5	0				0	0		
1,3,5-Trimethylbenzene (Mesitylene)	108-67-8	ug/L	6	26	5	0				0	0		
1,3-DICHLOROBENZENE	541-73-1	ug/L	0.48	22	5	0				0	0		
1,4-DICHLOROBENZENE	106-46-7	ug/L	0.48	9.4	5	0				0	0		
2-HEXANONE	591-78-6	ug/L	3.8	99	5	0				0	0		
ACETONE	67-64-1	ug/L	1800	1700	5	0				0	0		
Benzene	71-43-2	ug/L	0.46	160	5	0				0	0		
BROMOCHLOROMETHANE	74-97-5	ug/L	8.3		5	0				0	0		
BROMODICHLOROMETHANE	75-27-4	ug/L	0.13	340	5	0				0	0		
BROMOFORM	75-25-2	ug/L	3.3	230	5	0				0	0		
BROMOMETHANE	74-83-9	ug/L	0.75	16	5	0				0	0		
CARBON DISULFIDE	75-15-0	ug/L	81	15	5	0				0	0		
CARBON TETRACHLORIDE	56-23-5	ug/L	0.4	77	5	0				0	0		
Chlorobenzene	108-90-7	ug/L	7.8	25	5	0				0	0		
Chloroethane	75-00-3	ug/L	830		5	0				0	0		
Chloroform	67-66-3	ug/L	0.22	140	5	0				0	0		
CHLOROMETHANE	74-87-3	ug/L	19		5	0				0	0		
CIS-1,2-DICHLOROETHYLENE	156-59-2	ug/L	2.5	620	5	0				0	0		
cis-1,3-Dichloropropene	10061-01-5	ug/L	0.27		5	0				0	0		
Cyclohexane	110-82-7	ug/L	1300	158	5	0				0	0		
DIBROMOCHLOROMETHANE	124-48-1	ug/L	0.8	320	5	0				0	0		
Dichlorodifluoromethane	75-71-8	ug/L	20		5	0				0	0		
Ethylbenzene	100-41-4	ug/L	1.5	61	5	0				0	0		
Isopropylbenzene (Cumene)	98-82-8	ug/L	45	4.8	5	0				0	0		
m,p-Xylene	179601-23-1	ug/L	19		5	0				0	0		
METHYL ACETATE	79-20-9	ug/L	2000		5	0				0	0		
Methyl Ethyl Ketone (2-Butanone)	78-93-3	ug/L	560	22000	5	0				0	0		
METHYL ISOBUTYL KETONE (4-METHYL-2-PENTANONE)	108-10-1	ug/L	630	170	5	0				0	0		
Methylcyclohexane	108-87-2	ug/L	20	52	5	0				0	0		
Methylene Chloride	75-09-2	ug/L	5	1500	5	0				0	0		
o-Xylene (1,2-Dimethylbenzene)	95-47-6	ug/L	19		5	0				0	0		
Styrene	100-42-5	ug/L	100	32	5	0				0	0		
TERT-BUTYL METHYL ETHER	1634-04-4	ug/L	14	730	5	0				0	0		
Tetrachloroethylene (PCE)	127-18-4	ug/L	4.1	53	5	0				0	0		
Toluene	108-88-3	ug/L	57	62	5	0				0	0		
Trans-1,2-Dichloroethylene	156-60-5	ug/L	6.8	558	5	0				0	0		
Trans-1,3-Dichloropropene	10061-02-6	ug/L	0.27		5	0				0	0		
Trichloroethylene (TCE)	79-01-6	ug/L	0.28	220	5	0				0	0		
Trichlorofluoromethane	75-69-4	ug/L	520		5	0				0	0		
Vinyl Chloride	75-01-4	ug/L	0.019	930	5	0				0	0		

Table 19
High Flow Surface Water Analytical Results Statistics
Phase 2 Data Evaluation Summary Memorandum
Lower Neponset River
Boston and Milton, Massachusetts

Notes:
(a) The number of samples shown and the calculation of summary statistics treated the parent and field duplicate as individual samples.

Sums and TEQ:
(a) The homolog groups sums for PCBs and PCDD/Fs were calculated by summing the detected congeners in each group; if no congeners in a group were detected, the maximum reporting detection limit for any individual congener in that homolog group was used.
(b) The concentration of total PCB congeners was calculated as the sum of detected congeners in each sample.
(c) PCDD/F TEQ and PCB Toxic Equivalency (TEQ) values were calculated by summing the detected compounds in each group that have been multiplied by their specific Toxic Equivalency Factors (TEFs); see Table 51 for more details. For any sample that did not have any detected compounds, the resulting TEQ is shown as a zero.
(d) For coelution of dioxin-like (DL) and non-DL congeners, TEF is applied to the full reported concentration.
(e) Calculated total values are inclusive of Estimated Maximum Possible Concentration (EMPC) results.

Project Action Limits (PALs):
A blank cell for the PAL indicates no PAL is available.
See Table 51 for additional details.

Analytes:
PCB - polychlorinated biphenyl
PCDD/F - polychlorinated dibenzodioxins/furans
TAL - target analyte list
TCL - target compound list
VOCs - volatile organic compounds

Units:
pg/L - picograms per liter
ug/L - micrograms per liter

Table 20
Time Zero Mussel Tissue Samples Analytical Results
Phase 2 Data Evaluation Summary Memorandum
Lower Neponset River
Boston and Milton, Massachusetts

		Location	24E-Time Zero
		Sample Name	24E-06T0-XS
		Sample Date	6/20/2024
		Sample Type	N
Analyte	CAS Number	Units (Wet Weight)	
Percent Moisture			
MOISTURE, PERCENT	MOIST	%	87.8
Percent Lipids			
PERCENT LIPIDS	LIPIDPERCENT	%	0.15
PCDD/F			
1,2,3,4,6,7,8-HEPTACHLORODIBENZOFURAN	67562-39-4	pg/g	0.343 JN
1,2,3,4,6,7,8-HEPTACHLORODIBENZO-P-DIOXIN	35822-46-9	pg/g	0.415 JN
1,2,3,4,7,8,9-HEPTACHLORODIBENZOFURAN	55673-89-7	pg/g	< 0.0835 U
1,2,3,4,7,8-HEXACHLORODIBENZOFURAN	70648-26-9	pg/g	< 0.093 U
1,2,3,4,7,8-HEXACHLORODIBENZO-P-DIOXIN	39227-28-6	pg/g	< 0.114 U
1,2,3,6,7,8-HEXACHLORODIBENZOFURAN	57117-44-9	pg/g	< 0.103 U
1,2,3,6,7,8-HEXACHLORODIBENZO-P-DIOXIN	57653-85-7	pg/g	< 0.116 U
1,2,3,7,8,9-HEXACHLORODIBENZOFURAN	72918-21-9	pg/g	< 0.0978 U
1,2,3,7,8,9-HEXACHLORODIBENZO-P-DIOXIN	19408-74-3	pg/g	< 0.113 U
1,2,3,7,8-PENTACHLORODIBENZOFURAN	57117-41-6	pg/g	< 0.157 U
1,2,3,7,8-PENTACHLORODIBENZO-P-DIOXIN	40321-76-4	pg/g	< 0.239 U
2,3,4,6,7,8-HEXACHLORODIBENZOFURAN	60851-34-5	pg/g	< 0.0957 U
2,3,4,7,8-PENTACHLORODIBENZOFURAN	57117-31-4	pg/g	< 0.141 U
2,3,7,8-TETRACHLORODIBENZOFURAN	51207-31-9	pg/g	< 0.261 U
2,3,7,8-TETRACHLORODIBENZO-P-DIOXIN	1746-01-6	pg/g	< 0.481 UJ
OCTACHLORODIBENZOFURAN	39001-02-0	pg/g	< 0.264 U
OCTACHLORODIBENZO-P-DIOXIN	3268-87-9	pg/g	1.54 JN
Total HpCDD	RA_Total_HpCDD	pg/g	0.415
Total HpCDF	RA_Total_HpCDF	pg/g	0.513
Total HxCDD	RA_Total_HxCDD	pg/g	< 0.116 U
Total HxCDF	RA_Total_HxCDF	pg/g	0.292 U
Total PCDD/F TEQ (Bird)	TEQ-B-DF	pg/g	0.004
Total PCDD/F TEQ (Fish)	TEQ-F-DF	pg/g	0.004
Total PCDD/F TEQ (Mammal)	TEQ-M-DF	pg/g	0.008
Total PeCDD	RA_Total_PeCDD	pg/g	< 0.239 U
Total PeCDF	RA_Total_PeCDF	pg/g	0.365 U
Total TCDD	RA_Total_TCDD	pg/g	< 0.481 U
Total TCDF	RA_Total_TCDF	pg/g	1.24 U
Mercury			
Methyl Mercury	22967-92-6	ng/g	7 J+
Mercury	7439-97-6	ng/g	35.2 J-
PCB Congeners			
PCB-001	2051-60-7	pg/g	2.25
PCB-002	2051-61-8	pg/g	< 1.16 UJ
PCB-003	2051-62-9	pg/g	< 1.25 UJ
PCB-004	13029-08-8	pg/g	4.62
PCB-005	16605-91-7	pg/g	< 2.33 U
PCB-006	25569-80-6	pg/g	< 1.96 U
PCB-007	33284-50-3	pg/g	< 2.31 U
PCB-008	34883-43-7	pg/g	2.4 J+
PCB-009	34883-39-1	pg/g	< 2.08 U
PCB-010	33146-45-1	pg/g	0.731
PCB-011	2050-67-1	pg/g	8.79 JN
PCB-012/013	PCB-12/13	pg/g	< 2.27 U

Table 20
Time Zero Mussel Tissue Samples Analytical Results
Phase 2 Data Evaluation Summary Memorandum
Lower Neponset River
Boston and Milton, Massachusetts

		Location	24E-Time Zero
		Sample Name	24E-06T0-XS
		Sample Date	6/20/2024
		Sample Type	N
Analyte	CAS Number	Units (Wet Weight)	
PCB-014	34883-41-5	pg/g	< 2.27 U
PCB-015	2050-68-2	pg/g	< 1.86 U
PCB-016	38444-78-9	pg/g	< 2.79 U
PCB-017	37680-66-3	pg/g	< 2.69 U
PCB-018/030	PCB-18/30	pg/g	2.6 JN
PCB-019	38444-73-4	pg/g	< 2.54 U
PCB-020/028	PCB-20/28	pg/g	7.42 J+
PCB-021/033	PCB-21/33	pg/g	2.97
PCB-022	38444-85-8	pg/g	< 2.08 U
PCB-023	55720-44-0	pg/g	< 2.44 U
PCB-024	55702-45-9	pg/g	< 1.93 U
PCB-025	55712-37-3	pg/g	< 1.99 U
PCB-026/029	PCB-26/29	pg/g	< 2.35 U
PCB-027	38444-76-7	pg/g	< 1.95 U
PCB-031	16606-02-3	pg/g	5.74 J+
PCB-032	38444-77-8	pg/g	2.8
PCB-034	37680-68-5	pg/g	< 2.42 U
PCB-035	37680-69-6	pg/g	< 2.25 U
PCB-036	38444-87-0	pg/g	< 1.98 U
PCB-037	38444-90-5	pg/g	< 2 U
PCB-038	53555-66-1	pg/g	< 2.15 U
PCB-039	38444-88-1	pg/g	< 2.16 U
PCB-040/071	PCB-40/71	pg/g	3.57 JN
PCB-041	52663-59-9	pg/g	< 1.26 U
PCB-042	36559-22-5	pg/g	2.95
PCB-043	70362-46-8	pg/g	< 0.974 U
PCB-044/047/065	PCB-44/47/65	pg/g	10.7 JN
PCB-045	70362-45-7	pg/g	< 1.4 U
PCB-046	41464-47-5	pg/g	< 1.25 U
PCB-048	70362-47-9	pg/g	< 1.02 U
PCB-049/069	PCB-49/69	pg/g	7.6 JN
PCB-050/053	PCB-50/53	pg/g	1.07 JN
PCB-051	68194-04-7	pg/g	< 0.88 U
PCB-052	35693-99-3	pg/g	14.6 JN
PCB-054	15968-05-5	pg/g	< 1.05 U
PCB-055	74338-24-2	pg/g	< 1.13 U
PCB-056	41464-43-1	pg/g	5.03 J+
PCB-057	70424-67-8	pg/g	< 1.2 U
PCB-058	41464-49-7	pg/g	< 1.07 U
PCB-059/062/075	PCB-59/62/75	pg/g	1.37 J
PCB-060	33025-41-1	pg/g	2.39 JN
PCB-061/070/074/076	PCB-61/70/74/76	pg/g	30.6 J+
PCB-063	74472-34-7	pg/g	< 1.31 U
PCB-064	52663-58-8	pg/g	5.32 JN
PCB-066	32598-10-0	pg/g	17.8 J+
PCB-067	73575-53-8	pg/g	< 1.08 U
PCB-068	73575-52-7	pg/g	< 1.22 U
PCB-072	41464-42-0	pg/g	< 1.13 U
PCB-073	74338-23-1	pg/g	< 0.735 U
PCB-077	32598-13-3	pg/g	3.75

Table 20
Time Zero Mussel Tissue Samples Analytical Results
Phase 2 Data Evaluation Summary Memorandum
Lower Neponset River
Boston and Milton, Massachusetts

		Location Sample Name Sample Date Sample Type	24E-Time Zero 24E-06T0-XS 6/20/2024 N
Analyte	CAS Number	Units (Wet Weight)	
PCB-078	70362-49-1	pg/g	< 1.3 U
PCB-079	41464-48-6	pg/g	< 1.09 U
PCB-080	33284-52-5	pg/g	< 1.19 U
PCB-081	70362-50-4	pg/g	< 1.22 U
PCB-082	52663-62-4	pg/g	5.19 J+
PCB-083	60145-20-2	pg/g	3.18
PCB-084	52663-60-2	pg/g	5.24 JN
PCB-085/116	PCB-85/116	pg/g	18.2
PCB-086/087/097/109/119/125	PCB-86+	pg/g	49.4 J+
PCB-088	55215-17-3	pg/g	< 1.31 U
PCB-089	73575-57-2	pg/g	< 1.13 U
PCB-090/101/113	PCB-90/101/113	pg/g	104 J+
PCB-091	68194-05-8	pg/g	5.04
PCB-092	52663-61-3	pg/g	18.1 J+
PCB-093/100	PCB-93/100	pg/g	< 1.22 U
PCB-094	73575-55-0	pg/g	< 1.32 U
PCB-095	38379-99-6	pg/g	30 J+
PCB-096	73575-54-9	pg/g	< 0.554 U
PCB-098	60233-25-2	pg/g	< 1.02 U
PCB-099	38380-01-7	pg/g	50.7 J+
PCB-102	68194-06-9	pg/g	1.29
PCB-103	60145-21-3	pg/g	< 1.08 U
PCB-104	56558-16-8	pg/g	< 0.54 U
PCB-105	32598-14-4	pg/g	44.5 JN
PCB-106	70424-69-0	pg/g	< 0.796 U
PCB-107	70424-68-9	pg/g	8.97
PCB-108/124	PCB-108/124	pg/g	4.56
PCB-110	38380-03-9	pg/g	80.1 J+
PCB-111	39635-32-0	pg/g	< 0.849 U
PCB-112	74472-36-9	pg/g	< 0.764 U
PCB-114	74472-37-0	pg/g	2.01 JN
PCB-115	74472-38-1	pg/g	< 0.72 U
PCB-117	68194-11-6	pg/g	2.1
PCB-118	31508-00-6	pg/g	98.9 J+
PCB-120	68194-12-7	pg/g	< 0.696 U
PCB-121	56558-18-0	pg/g	< 0.775 U
PCB-122	76842-07-4	pg/g	< 1.18 U
PCB-123	65510-44-3	pg/g	2.67
PCB-126	57465-28-8	pg/g	< 0.606 UJ
PCB-127	39635-33-1	pg/g	< 0.983 U
PCB-128/166	PCB-128/166	pg/g	31.3 J+
PCB-129/138/163	PCB-129/138/163	pg/g	271 J+
PCB-130	52663-66-8	pg/g	14.3 JN
PCB-131	61798-70-7	pg/g	< 0.689 U
PCB-132	38380-05-1	pg/g	32.2 J+
PCB-133	35694-04-3	pg/g	4.53
PCB-134	52704-70-8	pg/g	6.03
PCB-135/151	PCB-135/151	pg/g	46.7 J+
PCB-136	38411-22-2	pg/g	8.95 JN
PCB-137	35694-06-5	pg/g	8.67 JN

Table 20
Time Zero Mussel Tissue Samples Analytical Results
Phase 2 Data Evaluation Summary Memorandum
Lower Neponset River
Boston and Milton, Massachusetts

		Location	24E-Time Zero
		Sample Name	24E-06T0-XS
		Sample Date	6/20/2024
		Sample Type	N
Analyte	CAS Number	Units (Wet Weight)	
PCB-139/140	PCB-139/140	pg/g	1.76 JN
PCB-141	52712-04-6	pg/g	33.6
PCB-142	41411-61-4	pg/g	< 0.685 U
PCB-143	68194-15-0	pg/g	< 0.636 U
PCB-144	68194-14-9	pg/g	3.71 JN
PCB-145	74472-40-5	pg/g	< 0.41 U
PCB-146	51908-16-8	pg/g	39.8 J+
PCB-147/149	PCB-147/149	pg/g	90.4 J+
PCB-148	74472-41-6	pg/g	< 0.608 U
PCB-150	68194-08-1	pg/g	< 0.44 U
PCB-152	68194-09-2	pg/g	< 0.378 U
PCB-153/168	PCB-153/168	pg/g	266 J+
PCB-154	60145-22-4	pg/g	3.06 JN
PCB-155	33979-03-2	pg/g	< 0.372 U
PCB-156/157	PCB-156/157	pg/g	21.2 J+
PCB-158	74472-42-7	pg/g	14.5 J+
PCB-159	39635-35-3	pg/g	1.8
PCB-160	41411-62-5	pg/g	< 0.535 U
PCB-161	74472-43-8	pg/g	< 0.443 U
PCB-162	39635-34-2	pg/g	5.05 JN
PCB-164	74472-45-0	pg/g	12.8 JN
PCB-165	74472-46-1	pg/g	< 0.511 U
PCB-167	52663-72-6	pg/g	11 J
PCB-169	32774-16-6	pg/g	< 0.921 U
PCB-170	35065-30-6	pg/g	47.5 J
PCB-171/173	PCB-171/173	pg/g	9.14 J
PCB-172	52663-74-8	pg/g	11.5 J
PCB-174	38411-25-5	pg/g	46.1 J
PCB-175	40186-70-7	pg/g	< 1.14 U
PCB-176	52663-65-7	pg/g	3.63 JN
PCB-177	52663-70-4	pg/g	27 J
PCB-178	52663-67-9	pg/g	17.1 J+
PCB-179	52663-64-6	pg/g	13.3 JN
PCB-180/193	PCB-180/193	pg/g	136 J
PCB-181	74472-47-2	pg/g	< 1.05 U
PCB-182	60145-23-5	pg/g	< 0.961 U
PCB-183	52663-69-1	pg/g	20.1 J
PCB-184	74472-48-3	pg/g	< 0.956 U
PCB-185	52712-05-7	pg/g	4.23 JN
PCB-186	74472-49-4	pg/g	< 0.852 U
PCB-187	52663-68-0	pg/g	85.3 J
PCB-188	74487-85-7	pg/g	< 0.995 U
PCB-189	39635-31-9	pg/g	2.68
PCB-190	41411-64-7	pg/g	8.65 J
PCB-191	74472-50-7	pg/g	< 0.888 U
PCB-192	74472-51-8	pg/g	< 0.794 U
PCB-194	35694-08-7	pg/g	48.3 J
PCB-195	52663-78-2	pg/g	13.2 JN
PCB-196	42740-50-1	pg/g	5.55
PCB-197	33091-17-7	pg/g	0.849 JN

Table 20
Time Zero Mussel Tissue Samples Analytical Results
Phase 2 Data Evaluation Summary Memorandum
Lower Neponset River
Boston and Milton, Massachusetts

		Location	24E-Time Zero
		Sample Name	24E-06T0-XS
		Sample Date	6/20/2024
		Sample Type	N
Analyte	CAS Number	Units (Wet Weight)	
PCB-198/199	PCB-198/199	pg/g	41.6
PCB-200	52663-73-7	pg/g	4.06 JN
PCB-201	40186-71-8	pg/g	3.3 JN
PCB-202	2136-99-4	pg/g	14.9
PCB-203	52663-76-0	pg/g	29.2
PCB-204	74472-52-9	pg/g	< 0.568 U
PCB-205	74472-53-0	pg/g	2.84 JN
PCB-206	40186-72-9	pg/g	38.2
PCB-207	52663-79-3	pg/g	< 0.936 U
PCB-208	52663-77-1	pg/g	14.3
PCB-209	2051-24-3	pg/g	43.3
PCB-TEQ (Bird)	TEQ-B-PCB	pg/g	0.20
PCB-TEQ (Fish)	TEQ-F-PCB	pg/g	0.001
PCB-TEQ (Mammal)	TEQ-M-PCB	pg/g	0.006
Total Decachlorobiphenyls	RA_Total_DECPCB	pg/g	43.3
Total Dichlorobiphenyls	RA_Total_DIPCB	pg/g	16.541
Total Heptachlorobiphenyls	RA_Total_HEPPCB	pg/g	432.23
Total Hexachlorobiphenyls	RA_Total_HEXPCB	pg/g	928.36
Total Monochlorobiphenyls	RA_Total_MONPCB	pg/g	2.25
Total Nonachlorobiphenyls	RA_Total_NONPCB	pg/g	52.5
Total Octachlorobiphenyls	RA_Total_OCTPCB	pg/g	163.799
Total PCB Congeners	RA_Tot_PCB_Cong	pg/g	2301.41
Total Pentachlorobiphenyls	RA_Total_PENPCB	pg/g	534.15
Total Tetrachlorobiphenyls	RA_Total_TETPCB	pg/g	106.75
Total Trichlorobiphenyls	RA_Total_TRICPB	pg/g	21.53
TCL Pesticides			
ALDRIN	309-00-2	ug/kg	< 0.22 U
ALPHA BHC (ALPHA HEXACHLOROCYCLOHEXANE)	319-84-6	ug/kg	< 0.26 U
ALPHA ENDOSULFAN (ENDOSULFAN I)	959-98-8	ug/kg	< 0.42 UJ
BETA BHC (BETA HEXACHLOROCYCLOHEXANE)	319-85-7	ug/kg	< 0.40 UJ
BETA ENDOSULFAN (ENDOSULFAN II)	33213-65-9	ug/kg	< 0.35 UJ
cis-Chlordane (alpha-Chlordane)	5103-71-9	ug/kg	< 0.12 UJ
DELTA BHC (DELTA HEXACHLOROCYCLOHEXANE)	319-86-8	ug/kg	< 0.28 UJ
DIELDRIN	60-57-1	ug/kg	< 0.22 UJ
ENDOSULFAN SULFATE	1031-07-8	ug/kg	< 0.22 U
ENDRIN	72-20-8	ug/kg	< 0.45 U
ENDRIN ALDEHYDE	7421-93-4	ug/kg	< 0.56 UJ
ENDRIN KETONE	53494-70-5	ug/kg	< 0.16 U
GAMMA BHC (LINDANE)	58-89-9	ug/kg	< 0.17 U
HEPTACHLOR	76-44-8	ug/kg	< 0.090 U
HEPTACHLOR EPOXIDE	1024-57-3	ug/kg	< 0.061 U
METHOXYCHLOR	72-43-5	ug/kg	< 0.15 U
P,P'-DDD (4,4'-DDD)	72-54-8	ug/kg	0.41 J+
P,P'-DDE (4,4'-DDE)	72-55-9	ug/kg	1.3 J+
P,P'-DDT (4,4'-DDT)	50-29-3	ug/kg	< 0.35 U
Trans-Chlordane (Gamma-Chlordane)	5103-74-2	ug/kg	0.19 J+
TAL Metals			
Aluminum	7429-90-5	mg/kg	< 16 U
Antimony	7440-36-0	mg/kg	< 0.65 U
Arsenic	7440-38-2	mg/kg	0.26

Table 20
Time Zero Mussel Tissue Samples Analytical Results
Phase 2 Data Evaluation Summary Memorandum
Lower Neponset River
Boston and Milton, Massachusetts

		Location	24E-Time Zero
		Sample Name	24E-06T0-XS
		Sample Date	6/20/2024
		Sample Type	N
Analyte	CAS Number	Units (Wet Weight)	
Barium	7440-39-3	mg/kg	130
Beryllium	7440-41-7	mg/kg	< 0.16 U
Cadmium	7440-43-9	mg/kg	< 0.16 U
Calcium	7440-70-2	mg/kg	2110 J+
Chromium, Total	7440-47-3	mg/kg	< 0.65 U
Cobalt	7440-48-4	mg/kg	< 0.16 U
Copper	7440-50-8	mg/kg	0.72
Iron	7439-89-6	mg/kg	559 J
Lead	7439-92-1	mg/kg	< 0.16 U
Magnesium	7439-95-4	mg/kg	86.3
Manganese	7439-96-5	mg/kg	526 J
Nickel	7440-02-0	mg/kg	< 0.65 U
Potassium	7440-09-7	mg/kg	160
Selenium	7782-49-2	mg/kg	< 0.16 U
Silver	7440-22-4	mg/kg	< 0.16 U
Sodium	7440-23-5	mg/kg	234
Thallium	7440-28-0	mg/kg	< 0.16 U
Vanadium	7440-62-2	mg/kg	< 0.65 U
Zinc	7440-66-6	mg/kg	13.5
PAHs			
2-Methylnaphthalene	91-57-6	ug/kg	< 19 UJ
Acenaphthene	83-32-9	ug/kg	< 19 U
ACENAPHTHYLENE	208-96-8	ug/kg	< 19 U
ANTHRACENE	120-12-7	ug/kg	< 19 U
BENZO(A)ANTHRACENE	56-55-3	ug/kg	< 19 U
BENZO(A)PYRENE	50-32-8	ug/kg	< 19 U
Benzo(B)Fluoranthene	205-99-2	ug/kg	< 19 U
Benzo(G,H,I)Perylene	191-24-2	ug/kg	< 19 U
Benzo(K)Fluoranthene	207-08-9	ug/kg	< 19 U
CHRYSENE	218-01-9	ug/kg	< 19 U
DIBENZ(A,H)ANTHRACENE	53-70-3	ug/kg	< 19 U
FLUORANTHENE	206-44-0	ug/kg	< 19 UJ
FLUORENE	86-73-7	ug/kg	< 19 U
INDENO(1,2,3-C,D)PYRENE	193-39-5	ug/kg	< 19 U
Naphthalene	91-20-3	ug/kg	< 19 U
PHENANTHRENE	85-01-8	ug/kg	< 19 U
PYRENE	129-00-0	ug/kg	< 19 U
Total PAHs	Tot_PAH	ug/kg	< 19 U
Total PAHs, High Molecular Weight	HPAH	ug/kg	< 19 U
Total PAHs, Low Molecular Weight	LPAH	ug/kg	< 19 U

Table 20
Time Zero Mussel Tissue Sample Analytical Results
Phase 2 Data Evaluation Summary Memorandum
Lower Neponset River
Boston and Milton, Massachusetts

Notes:
(a) Bold font indicates detected concentration.

Sums and TEQ:
(a) The homolog groups sums for PCBs and PCDD/Fs were calculated by summing the detected congeners in each group; if no congeners in a group were detected, the maximum reporting detection limit for any individual congener in that homolog group was used.
(b) The concentration of total PCB congeners was calculated as the sum of detected congeners in each sample.
(c) Total PAHs, total HMW PAHs, and total LMW PAHs were calculated as the sum of all or select detected concentrations of the following: acenaphthene (LMW), acenaphthylene (LMW), anthracene (LMW), fluorene (LMW), 2-methylnaphthalene (LMW), naphthalene (LMW), phenanthrene (LMW), benzo(a)anthracene (HMW), benzo(b)fluoranthene (HMW), benzo(k)fluoranthene (HMW), benzo(g,h,i)perylene (HMW), benzo(a)pyrene (HMW), chrysene (HMW), dibenzo(a,h)anthracene (HMW), fluoranthene (HMW), indeno(1,2,3-cd)pyrene (HMW), and pyrene (HMW); if no PAHs in a group were detected, the maximum reporting detection limit for any individual PAH in that group was used.
(d) PCDD/F TEQ and PCB Toxic Equivalency (TEQ) values were calculated by summing the detected compounds in each group that have been multiplied by their specific Toxic Equivalency Factors (TEFs); see Table 51 for more details. For any sample that did not have any detected compounds, the resulting TEQ is shown as a zero.
(e) For coelution of dioxin-like (DL) and non-DL congeners, TEF is applied to the full reported concentration.
(f) Calculated total values are inclusive of Estimated Maximum Possible Concentration (EMPC) results.

Analytes:
PAH - polycyclic aromatic hydrocarbons
PCB - polychlorinated biphenyl
PCDD/F - polychlorinated dibenzodioxins/furans
TAL - target analyte list
TCL - target compound list

Units:
% - percent
mg/kg - milligrams per kilogram
ng/g - nanograms per gram
pg/g - picograms per gram
ug/kg - micrograms per kilogram

Qualifiers:
J - The analyte was positively identified; the associated numerical value is the approximate concentration of the analyte in the sample.
J- -The analyte was positively identified; the associated numerical value is the approximate concentration of the analyte in the sample with a potential low bias.
J+ - The analyte was positively identified; the associated numerical value is the approximate concentration of the analyte in the sample with a potential high bias.
JN - The analyte was tentatively identified; the associated numerical value is the approximate concentration of the analyte in the sample.
UJ - The analyte was not detected above the reported detection limit. However, the reported detection limit is approximate and may or may not represent the actual limit of quantitation necessary to accurately and precisely measure the analyte in the sample.
U - The analyte was analyzed for but was not detected above the reported detection limit.

Sample Type:
N - normal

Text Type:
Bold font indicates detected concentration.

Table 21
Phase 1 and 2 Reach Mussel Tissue Sample Analytical Results
Phase 2 Data Evaluation Summary Memorandum
Lower Neponset River
Boston and Milton, Massachusetts

			Location	24E-0001	24E-0001	24E-0003	24E-0003	24E-0004	24E-0004	24E-0005	24E-0005	24E-0006	24E-0006
			Sample Name	24E-0001-1S	24E-0001-2S	24E-0003-1S	24E-0003-2S	24E-0004-1S	24E-0004-2S	24E-0005-1S	24E-0005-2S	24E-0006-1S	24E-0006-2S
			Sample Date	9/24/2024	9/24/2024	9/24/2024	9/24/2024	9/24/2024	9/24/2024	9/24/2024	9/24/2024	9/24/2024	9/24/2024
			Sample Type	N	N	N	N	N	N	N	N	N	N
			Reach	Phase 1	Phase 1	Phase 1	Phase 1	Phase 1	Phase 1	Phase 2	Phase 2	Phase 2	Phase 2
			Replicate	1	2	1	2	1	2	1	2	1	2
Analyte	CAS Number	Units (Wet Weight)											
Percent Moisture													
MOISTURE, PERCENT	MOIST	%	90.57	90.02	89.1	89.3	89.1	89.1	89.7	90.5	90.45	90.43
Percent Lipids													
PERCENT LIPIDS	LIPIDPERCENT	%	0.12	0.11	0.16	0.25	0.13	0.14	0.12	0.06	0.09	0.12
PCDD/F													
1,2,3,4,6,7,8-HEPTACHLORODIBENZOFURAN	67562-39-4	pg/g	2.41	1.91 JN	3.41	2.81	2.4 J	3.17	2.32 J	2.32 J	1.69 J+	1.81 J
1,2,3,4,6,7,8-HEPTACHLORODIBENZO-P-DIOXIN	35822-46-9	pg/g	4.2	3.89	5.32	5.04	4.62	4.56	3.86	3.1	2.9	2.96
1,2,3,4,7,8,9-HEPTACHLORODIBENZOFURAN	55673-89-7	pg/g	< 0.0639 U	0.171 JN	< 0.139 U	< 0.119 U	< 0.052 U	< 0.624 U	< 0.0956 U	< 0.0865 U	< 0.0812 U	< 0.0866 U
1,2,3,4,7,8-HEXACHLORODIBENZOFURAN	70648-26-9	pg/g	0.247 JN	0.153 JN	0.358 JN	0.301 JN	0.267 JN	< 1.1 U	0.214 J	< 0.0979 U	< 0.111 U	0.18 J
1,2,3,4,7,8-HEXACHLORODIBENZO-P-DIOXIN	39227-28-6	pg/g	0.284 J	< 0.132 U	< 0.181 U	< 0.205 U	0.241 JN	< 0.903 U	0.279 J	0.308 JN	0.23 J	0.3 J
1,2,3,6,7,8-HEXACHLORODIBENZOFURAN	57117-44-9	pg/g	0.212 JN	0.235 J	0.383 J	0.302 J	0.339 J	< 1.24 U	0.193 JN	< 0.106 U	< 0.126 U	0.189 J
1,2,3,6,7,8-HEXACHLORODIBENZO-P-DIOXIN	57653-85-7	pg/g	0.863 J	0.8 J	0.927 J	0.88 J	0.815 J	< 0.899 U	0.662 J	0.434 JN	0.437 J	0.401 JN
1,2,3,7,8,9-HEXACHLORODIBENZOFURAN	72918-21-9	pg/g	< 0.143 U	< 0.139 U	< 0.174 U	< 0.289 U	< 0.134 U	< 1.21 U	< 0.135 U	< 0.119 U	< 0.123 U	< 0.127 U
1,2,3,7,8,9-HEXACHLORODIBENZO-P-DIOXIN	19408-74-3	pg/g	0.366 J	< 0.136 U	0.338 JN	< 0.207 U	0.362 JN	< 0.865 U	0.259 JN	0.361 J	0.231 J	0.264 JN
1,2,3,7,8-PENTACHLORODIBENZOFURAN	57117-41-6	pg/g	< 0.161 U	< 0.121 U	< 0.235 U	< 0.258 U	< 0.197 U	< 0.52 U	< 0.148 U	< 0.123 U	< 0.154 U	< 0.125 U
1,2,3,7,8-PENTACHLORODIBENZO-P-DIOXIN	40321-76-4	pg/g	< 0.216 U	< 0.21 U	< 0.329 U	< 0.317 U	< 0.264 U	< 0.618 U	< 0.168 U	< 0.2 U	< 0.261 U	< 0.171 U
2,3,4,6,7,8-HEXACHLORODIBENZOFURAN	60851-34-5	pg/g	0.279 J	0.288 J	0.33 JN	< 0.276 U	0.318 JN	< 1.27 U	0.253 JN	0.27 J	< 0.115 U	0.18 JN
2,3,4,7,8-PENTACHLORODIBENZOFURAN	57117-31-4	pg/g	0.513 J	0.389 JN	0.621 JN	< 0.248 U	0.45 JN	< 0.55 U	0.489 J	0.304 JN	0.494 J	< 0.118 U
2,3,7,8-TETRACHLORODIBENZOFURAN	51207-31-9	pg/g	0.637	0.616	1.02	0.957	0.755	0.751	0.879	0.731 JN	0.647	0.66 JN
2,3,7,8-TETRACHLORODIBENZO-P-DIOXIN	1746-01-6	pg/g	< 0.476 UJ	< 0.493 UJ	< 0.487 UJ	< 0.486 UJ	< 0.495 UJ	< 0.724 UJ	< 0.475 UJ	< 0.494 UJ	< 0.473 UJ	< 0.473 UJ
OCTACHLORODIBENZOFURAN	39001-02-0	pg/g	3.24 J	2.68 J	5.43	4.79 J	3.77 J	4.02 J	3.63 J	2.95 JN	2.75 JN	2.73 J
OCTACHLORODIBENZO-P-DIOXIN	3268-87-9	pg/g	17.8	16.6	29.9	26.4	22.9	21.3 JN	20.9	19.2	15.6	14
Total HpCDD	RA_Total_HpCDD	pg/g	7.34	6.81	9.41	9.09	7.91	8.12	6.62	5.57	5.2	5.17
Total HpCDF	RA_Total_HpCDF	pg/g	4.81	4.51	6.80	5.69	5.02	6.15	4.60	4.39	3.50	3.58
Total HxCDD	RA_Total_HxCDD	pg/g	4.23	3.07	4.41	3.52	3.94	0.595 U	3.12	2.78	2.28	2.39
Total HxCDF	RA_Total_HxCDF	pg/g	5.04	4.76	6.35	5.17	5.57	4.00 U	4.04	3.57	2.97 U	3.68
Total PCDD/F TEQ (Bird)	TEQ-B-DF	pg/g	1.31	1.11	1.83	1.06	1.39	0.79	1.51	1.15	1.20	0.78
Total PCDD/F TEQ (Fish)	TEQ-F-DF	pg/g	0.55	0.33	0.52	0.15	0.52	0.08	0.53	0.41	0.42	0.27
Total PCDD/F TEQ (Mammal)	TEQ-M-DF	pg/g	0.52	0.39	0.62	0.33	0.52	0.16	0.49	0.36	0.35	0.27
Total PeCDD	RA_Total_PeCDD	pg/g	0.802 U	0.635 U	< 0.329 U	< 0.317 U	0.504 U	< 0.618 U	0.49 U	< 0.2 U	0.26 U	< 0.171 U
Total PeCDF	RA_Total_PeCDF	pg/g	5.25	4.56	5.85	4.94 U	5.49	4.67 U	4.57	3.95	3.89	3.73 U
Total TCDD	RA_Total_TCDD	pg/g	< 0.476 U	0.397 U	< 0.487 U	< 0.486 U	0.511 U	< 0.724 U	< 0.475 U	< 0.494 U	< 0.473 U	< 0.473 U
Total TCDF	RA_Total_TCDF	pg/g	12.2	10.8	19.1	16.2	17.7	16.6	17.9	12.9	13.0	14.8
Mercury													
Methyl Mercury	22967-92-6	ng/g	14.8 J+	12.4 J+	12 J+	19.8 J+	14.5 J+	21.9 J+	22.9 J+	19.2 J+	13.7 J+	20.5 J+
Mercury	7439-97-6	ng/g	47.3 J-	39 J-	42.8 J-	34.2 J-	56.5 J-	54.7 J-	63.4 J-	56.2 J-	47.3 J-	52.3 J-
PCB Congeners													
PCB-001	2051-60-7	pg/g	653 J	614	1240 J	1160	1390	3680	511	552 J	522	489
PCB-002	2051-61-8	pg/g	5.63	5.42	8.59 JN	9.85	14.6	45.5	2.92	< 5.22 U	1.36 JN	2.9
PCB-003	2051-62-9	pg/g	99.4	92.1	183 J	170	310	731	47	42.6	48.9	43.6
PCB-004	13029-08-8	pg/g	2500	2270	4340 J	4120 J	5810 J	13900 J	2010	1940	1870	1670
PCB-005	16605-91-7	pg/g	2.77	2.71	4.72	6.19	6.2	9.84	2.34	< 4.34 U	3.07	2.69
PCB-006	25569-80-6	pg/g	538	481	929	938	1680	4010 J	275	316	287	274
PCB-007	33284-50-3	pg/g	22.7	20	53.7	50.5	68.7	93.1	32.4	37.8	23.3	25.6
PCB-008	34883-43-7	pg/g	1830 J+	1600 J+	3340 J+	3370 J+	5900 J	14300 J	1100 J+	1190 J+	1140 J+	1080 J+
PCB-009	34883-39-1	pg/g	50.2	45.1	102	98.3	178	333	38.2	39.4 JN	38.1	36.5
PCB-010	33146-45-1	pg/g	455	405	804	765	1410	2500	438	417	444	404
PCB-011	2050-67-1	pg/g	88.9	73.6	143	137	250	438	70.7	72.6	71.4	71

Table 21
Phase 1 and 2 Reach Mussel Tissue Sample Analytical Results
Phase 2 Data Evaluation Summary Memorandum
Lower Neponset River
Boston and Milton, Massachusetts

			Location	24E-0001	24E-0001	24E-0003	24E-0003	24E-0004	24E-0004	24E-0005	24E-0005	24E-0006	24E-0006
			Sample Name	24E-0001-1S	24E-0001-2S	24E-0003-1S	24E-0003-2S	24E-0004-1S	24E-0004-2S	24E-0005-1S	24E-0005-2S	24E-0006-1S	24E-0006-2S
			Sample Date	9/24/2024	9/24/2024	9/24/2024	9/24/2024	9/24/2024	9/24/2024	9/24/2024	9/24/2024	9/24/2024	9/24/2024
			Sample Type	N	N	N	N	N	N	N	N	N	N
			Reach	Phase 1	Phase 1	Phase 1	Phase 1	Phase 1	Phase 1	Phase 2	Phase 2	Phase 2	Phase 2
			Replicate	1	2	1	2	1	2	1	2	1	2
PCB-012/013	PCB-12/13	pg/g		176	146	348	304	655	1010	150	161	159	151
PCB-014	34883-41-5	pg/g		< 0.923 U	< 1.46 U	< 2.29 U	< 1.62 U	< 1.25 U	6.04	< 1.3 U	< 4.22 U	< 2.13 U	< 1.2 U
PCB-015	2050-68-2	pg/g		1320	1150	2690	2410	4810 J	6250 J	1420	1380	1250	1220
PCB-016	38444-78-9	pg/g		190	172	310	260	405	445	306	309	181	173
PCB-017	37680-66-3	pg/g		3050	2340	6080 J	5200 J	12600 J	19400 J	3510	3270	2680	2550
PCB-018/030	PCB-18/30	pg/g		1480 J+	1150 J+	2630 J+	2200 J+	5840 J+	6830 J+	1700 J+	1610 J+	1180 J+	1130 J+
PCB-019	38444-73-4	pg/g		2090	1820	3520	3320	6550 J	10300 J	1940	1790	1860	1760
PCB-020/028	PCB-20/28	pg/g		3250 J+	2890 J+	6150 J+	5130 J+	6350 J+	8120 J	8000 J	9330 J	3410 J+	3230 J+
PCB-021/033	PCB-21/33	pg/g		191	171	307	275	249	258	623	762	171	158
PCB-022	38444-85-8	pg/g		456	416	859	717	1420	1830	892	1040	405	378
PCB-023	55720-44-0	pg/g		2.13	1.88 JN	6.81	5.86 JN	9.1	24	5.27	< 12.8 U	< 4.45 UJ	3.21 JN
PCB-024	55702-45-9	pg/g		13.2	10.7	22.2	22.1	33.3	34.4	20.4	17.9 JN	14.8	12.8
PCB-025	55712-37-3	pg/g		1110	976	2730	2160	4860 J	7230 J	1600	1820	1140	1080
PCB-026/029	PCB-26/29	pg/g		2120	1870	5050	4010	10100 J	16100 J	2920	3340	2170	2050
PCB-027	38444-76-7	pg/g		1630	1280	3020	2640	6120 J	9650 J	1960	1740	1680	1600
PCB-031	16606-02-3	pg/g		3000 J+	2650 J+	7240 J	5880 J	14900 J	21500 J	5440 J	6240 J	3290 J+	3130 J+
PCB-032	38444-77-8	pg/g		3690	2960	6750 J	6030 J	15600 J	22400 J	3970 J	3600	2930	2790
PCB-034	37680-68-5	pg/g		80.4	72.2	211	176	458	900	129	154	104	99.6
PCB-035	37680-69-6	pg/g		18.7	15.8	33.4	26 JN	39.7	46.8	43.7	40.7 JN	20.3	19.1
PCB-036	38444-87-0	pg/g		5.47	3.33 JN	< 3.63 U	12	21.8 JN	50.4	5.94 JN	< 10.4 U	8.14	7.86
PCB-037	38444-90-5	pg/g		345	320	697	546	913	1190	1100	1220	387	366
PCB-038	53555-66-1	pg/g		4.97 JN	3.96 JN	8.93	8.74	12.3 JN	20	17.3	< 11.3 U	5.36 JN	6.27
PCB-039	38444-88-1	pg/g		27	21.8	66.5	54.7	113	210	80.3	57.1 JN	37.4	39.8
PCB-040/071	PCB-40/71	pg/g		2280	2320 J	5180	4780 J	8310 J	10900 J	5700	5970	3430 J	2730
PCB-041	52663-59-9	pg/g		76.2	82.7 J	132	121 JN	197	128 JN	517	456 JN	117 JN	102
PCB-042	36559-22-5	pg/g		1150	1170 J	2480	2320 J	3560	4170 J	3580	3680	1740 J	1380
PCB-043	70362-46-8	pg/g		147	144 J	368	353 J	565	877	517	560	266 J	212
PCB-044/047/065	PCB-44/47/65	pg/g		5100 J+	5200 J	12600 J	11900 J	17200 J	24600 J	14500 J	15000 J	8690 J	7170 J+
PCB-045	70362-45-7	pg/g		387 J+	334 J	735 J+	732 J	823 J+	896 J+	904 J+	1070 J+	463 J	332 JN
PCB-046	41464-47-5	pg/g		265	288 J	456 JN	482 J	752	921	431	429 JN	313 J	239
PCB-048	70362-47-9	pg/g		266	271 J	473	465 J	451	460	1660	1740	396 J	321
PCB-049/069	PCB-49/69	pg/g		4140 J+	4100 J	10300 J	9420 J	15800 J	22100 J	11000 J	11400 J	6460 J	5310 J+
PCB-050/053	PCB-50/53	pg/g		1880	1880 J	4060	3780 J	6970	9870 J	2950	3060	2530 J	1960
PCB-051	68194-04-7	pg/g		882	920 J	2090	1940 J	3430	5500 J	1500	1550	1240 J	963
PCB-052	35693-99-3	pg/g		4660 J	4650 J	10600 J	9770 J	16300 J	21600 J	12000 J	12400 J	6580 J	5250 J
PCB-054	15968-05-5	pg/g		109	104	205	184	351	525	159	144	118	117
PCB-055	74338-24-2	pg/g		22.8	21.5 J	41.7	50.2 J	40.2	45.9	83	101	33.5 J	28.1
PCB-056	41464-43-1	pg/g		588 J+	607 J	1060 J+	1020 J	1050 J+	1060 J+	3610 J+	3610 J+	889 J	729 J+
PCB-057	70424-67-8	pg/g		79.7	77.4 J	214	196 J	312	626	194	184	160 J	131
PCB-058	41464-49-7	pg/g		14.3	15.6 J	27.4	22.4 J	29.9	34.4 JN	52	62.6	27.1 J	18.1
PCB-059/062/075	PCB-59/62/75	pg/g		391	397 J	875	841 J	1030	1490	1320	1380	654 J	522
PCB-060	33025-41-1	pg/g		270	271 J	501	486 J	465	498	1140	1140	408 J	337
PCB-061/070/074/076	PCB-61/70/74/76	pg/g		3180 J+	3200 J	6110 J+	5600 J	6200 J+	6880 J+	14400 J+	14200 J+	4850 J	3880 J+
PCB-063	74472-34-7	pg/g		276 J+	266 J	722 J+	671 J	1110 J+	2160 J+	889 J+	897 J+	570 J	464 J+
PCB-064	52663-58-8	pg/g		1400	1420 J	3060	2940 J	4030 J	4360 J	5530 J	5810 J	2410 J	1880
PCB-066	32598-10-0	pg/g		1870 J+	1880 J	3640 J+	3400 J	3730 J+	4300 J	9800 J	9720 J	3080 J	2460 J+
PCB-067	73575-53-8	pg/g		89.3	85 J	177	169 J	183	204	329	339	135 J	108
PCB-068	73575-52-7	pg/g		134	131 J	341	315 J	519	926	301	282	282 J	221
PCB-072	41464-42-0	pg/g		153	159 J	406	379 J	630	1060	363	359	323 J	261
PCB-073	74338-23-1	pg/g		138	141 J	385	344 J	555	943	354	324	342 J	233

Table 21
Phase 1 and 2 Reach Mussel Tissue Sample Analytical Results
Phase 2 Data Evaluation Summary Memorandum
Lower Neponset River
Boston and Milton, Massachusetts

			Location	24E-0001	24E-0001	24E-0003	24E-0003	24E-0004	24E-0004	24E-0005	24E-0005	24E-0006	24E-0006
			Sample Name	24E-0001-1S	24E-0001-2S	24E-0003-1S	24E-0003-2S	24E-0004-1S	24E-0004-2S	24E-0005-1S	24E-0005-2S	24E-0006-1S	24E-0006-2S
			Sample Date	9/24/2024	9/24/2024	9/24/2024	9/24/2024	9/24/2024	9/24/2024	9/24/2024	9/24/2024	9/24/2024	9/24/2024
			Sample Type	N	N	N	N	N	N	N	N	N	N
			Reach	Phase 1	Phase 1	Phase 1	Phase 1	Phase 1	Phase 1	Phase 2	Phase 2	Phase 2	Phase 2
			Replicate	1	2	1	2	1	2	1	2	1	2
PCB-077	32598-13-3	pg/g		192 J	200	399	333	513 J	619	858	997 J	269	267
PCB-078	70362-49-1	pg/g		< 2.69 U	3.39 JN	< 2.92 U	< 5.38 UJ	9.04	< 3.95 U	< 3.76 U	< 13.5 U	< 4.41 UJ	3.92 JN
PCB-079	41464-48-6	pg/g		38.2	33.5 JN	60.2	61.7 J	64.6	76.6	103	100	45 J	36.6
PCB-080	33284-52-5	pg/g		< 2.54 U	< 2.67 UJ	< 2.75 U	< 5.07 UJ	< 3.72 U	< 3.79 U	< 3.43 U	< 12.3 U	< 4.16 UJ	< 3.18 U
PCB-081	70362-50-4	pg/g		6.67	7.3 J	11.3 JN	14.5 J	14.7	14.3	25.8	< 12.6 U	12 J	9.34
PCB-082	52663-62-4	pg/g		378 J+	381 J+	626 J+	498 J+	580 J+	686 J+	1260 J+	1290 J+	416 J+	356 J+
PCB-083	60145-20-2	pg/g		266	417	859	754	598	1010	929	784	245	306
PCB-084	52663-60-2	pg/g		1340	1300	2080	1620	2020	2550	3140	3250	1250	1110
PCB-085/116	PCB-85/116	pg/g		772	766	1280	1040	1070	1260	2330	2310	799	738
PCB-086/087/097/109/119/125	PCB-86+	pg/g		2860 J+	2740 J+	4540 J+	3700 J+	4270 J+	5440 J+	7530 J+	7230 J+	2850 J+	2530 J+
PCB-088	55215-17-3	pg/g		< 8.34 U	< 8.71 U	< 15 U	< 13.9 U	< 16.1 U	< 20.1 U	< 10.8 U	< 7.94 U	< 12.7 U	< 7.39 U
PCB-089	73575-57-2	pg/g		61.5	59	125	99	138	167	281	299	76.2	65.9
PCB-090/101/113	PCB-90/101/113	pg/g		5360 J+	5100 J+	8370 J+	6770 J+	7510 J+	9750 J+	11200 J+	10600 J+	4950 J+	4470 J+
PCB-091	68194-05-8	pg/g		1070	1010	2120	1600	2410	3830	3030	3020	1310	1130
PCB-092	52663-61-3	pg/g		1650 J+	1570 J+	3070 J+	2430 J+	3510 J+	6040 J	3490 J+	3380 J+	1800 J+	1630 J+
PCB-093/100	PCB-93/100	pg/g		171	162	423	319	502	1080	445	459	269	248
PCB-094	73575-55-0	pg/g		152	150	363	263	465	804	399	392	249	212
PCB-095	38379-99-6	pg/g		4000 J	3750 J+	6060 J	4720 J	5170 J	6300 J	8420 J	8200 J	3590 J+	3140 J+
PCB-096	73575-54-9	pg/g		59.8	55.4	113	91.9	129	172	189	182	70.2	63.8
PCB-098	60233-25-2	pg/g		34.4	25.1	36.4	53.2	107	137	59.8	126	34.5	31.6
PCB-099	38380-01-7	pg/g		2660 J+	2450 J+	4240 J	3420 J+	4220 J	5380 J	6120 J	5810 J	2690 J+	2390 J+
PCB-102	68194-06-9	pg/g		241	236	556	401	583	856	826	754	312	271
PCB-103	60145-21-3	pg/g		127	122	279	209	324	606	255	253	169	147
PCB-104	56558-16-8	pg/g		6.72	5.57 JN	17.6	12.8	22.8	54.8	14.8 JN	14.2	11.5	10.9
PCB-105	32598-14-4	pg/g		808 J+	786 J+	1340 J+	1120 J+	1210 J+	1400 J+	2300 J+	2270 J+	1020 J+	934 J+
PCB-106	70424-69-0	pg/g		< 5.42 U	< 5.66 U	< 9.77 U	< 9.04 U	< 10.2 U	< 12.8 U	< 6.59 U	< 4.84 U	< 8.27 U	< 4.8 U
PCB-107	70424-68-9	pg/g		264	246	435	358	400	505	607	580	304	267
PCB-108/124	PCB-108/124	pg/g		167	164	245	213	211	239	306	292	165	146
PCB-110	38380-03-9	pg/g		5740 J	5480 J	9390 J	7530 J	8040 J	10800 J	13100 J	12500 J	5700 J	5030 J
PCB-111	39635-32-0	pg/g		9.19	8.46	18 JN	13.1 JN	20.4 JN	47.7	20.2	22.9	13.2	10.1 JN
PCB-112	74472-36-9	pg/g		12.8	11.3 JN	34.1	30.8	44.5	79.3	73.7	71.6	24	22.3
PCB-114	74472-37-0	pg/g		53.5	49.9	93.2	79.4	96.6	116	148	146	67.3	65.6
PCB-115	74472-38-1	pg/g		< 4.69 U	< 4.9 U	< 8.46 U	< 7.83 U	< 9.26 U	< 11.5 U	< 5.95 U	< 4.38 U	< 7.16 U	< 4.16 U
PCB-117	68194-11-6	pg/g		237	211	533	426	722	1430	709	643	416	358
PCB-118	31508-00-6	pg/g		3110 J+	2990 J+	4900 J	4350 J	4500 J	5270 J	7070 J	6200 J	3650 J+	3330 J+
PCB-120	68194-12-7	pg/g		23.3	21.7	39.9	29.5	34.6	49.7	40.1	42.9	25.8	21.2
PCB-121	56558-18-0	pg/g		< 5.05 U	< 5.27 U	< 9.11 U	< 8.43 U	12.2	30.5	8.65	10.7 JN	< 7.71 UJ	< 4.47 U
PCB-122	76842-07-4	pg/g		46.3	45.6	72.2	63.1	73.1	74.8	129	128	50.7	49.3
PCB-123	65510-44-3	pg/g		70.7	73.4	117	99.8	108	143	171	169	86.7	76.4
PCB-126	57465-28-8	pg/g		9.86 J	8.82	12.7 JN	13.8	13.8	17.8	15.3 JN	17.4 JN	10.7	8.43 JN
PCB-127	39635-33-1	pg/g		8.9	< 5.61 U	< 9.07 U	< 10 U	< 10.4 U	< 13.3 U	9.82	< 5.75 U	< 8.38 U	< 5.67 U
PCB-128/166	PCB-128/166	pg/g		819 J+	829 J+	1030 J+	911 J+	930 J+	1010 J+	877 J+	812 J+	736 J+	630 J+
PCB-129/138/163	PCB-129/138/163	pg/g		6490 J+	6380 J+	8060 J+	7910 J+	7940 J+	9360 J+	7900 J+	7740 J+	5710 J+	5290 J+
PCB-130	52663-66-8	pg/g		392	395	549	505	553	671	523	541	381	349
PCB-131	61798-70-7	pg/g		61.4	55.1	81.2	73.5	80.5	84.2	75.2	81.8	48.3	46.6
PCB-132	38380-05-1	pg/g		1610 J+	1560 J+	2130 J+	2020 J+	2080 J+	2350 J+	2140 J+	2240 J+	1370 J+	1240 J+
PCB-133	35694-04-3	pg/g		106	105	179	175	189	332	173	169	135	124
PCB-134	52704-70-8	pg/g		338	357	491	461	393	542	508	537	341	314
PCB-135/151	PCB-135/151	pg/g		1560 J+	1540 J+	2360 J+	2190 J+	2280 J+	3090 J+	2530 J+	2670 J+	1550 J+	1340 J+
PCB-136	38411-22-2	pg/g		590	568	829	679	770	929	859	850	456	452

Table 21
Phase 1 and 2 Reach Mussel Tissue Sample Analytical Results
Phase 2 Data Evaluation Summary Memorandum
Lower Neponset River
Boston and Milton, Massachusetts

			Location	24E-0001	24E-0001	24E-0003	24E-0003	24E-0004	24E-0004	24E-0005	24E-0005	24E-0006	24E-0006
			Sample Name	24E-0001-1S	24E-0001-2S	24E-0003-1S	24E-0003-2S	24E-0004-1S	24E-0004-2S	24E-0005-1S	24E-0005-2S	24E-0006-1S	24E-0006-2S
			Sample Date	9/24/2024	9/24/2024	9/24/2024	9/24/2024	9/24/2024	9/24/2024	9/24/2024	9/24/2024	9/24/2024	9/24/2024
			Sample Type	N	N	N	N	N	N	N	N	N	N
			Reach	Phase 1	Phase 1	Phase 1	Phase 1	Phase 1	Phase 1	Phase 2	Phase 2	Phase 2	Phase 2
			Replicate	1	2	1	2	1	2	1	2	1	2
PCB-137	35694-06-5	pg/g		288	271	363	350	345	428	335	324	212	200
PCB-139/140	PCB-139/140	pg/g		105	96	154	153	158	196	137	157	94.6	89.8
PCB-141	52712-04-6	pg/g		713	710	936	913	883	990	821	865	520	478
PCB-142	41411-61-4	pg/g		< 0.381 U	< 0.587 U	< 0.719 U	< 1.15 U	< 0.557 U	< 0.57 U	< 0.815 U	< 3.43 U	< 0.966 U	< 0.784 U
PCB-143	68194-15-0	pg/g		19.8	< 0.522 U	22	20.4	58.8	39.1	< 0.756 U	< 3.19 U	< 0.86 U	< 0.698 U
PCB-144	68194-14-9	pg/g		146	141	211	204	198	216	209	222	124	111
PCB-145	74472-40-5	pg/g		< 0.233 U	< 0.393 U	5	4.24	4.96	7.77	5.11	< 2.49 U	2.27 JN	2.44
PCB-146	51908-16-8	pg/g		683 J+	673 J+	1040 J+	991 J+	961 J+	1280 J+	931 J+	1010 J+	728 J+	654 J+
PCB-147/149	PCB-147/149	pg/g		3380 J+	3250 J+	4800 J+	4630 J+	4460 J+	5790 J+	4850 J+	4970 J+	3130 J+	2870 J+
PCB-148	74472-41-6	pg/g		12.5	11.8	27.9	26.5	33.8	79.6	30.9	25.3	23.7	19.9
PCB-150	68194-08-1	pg/g		11.6	10.8	23.1	20	27.3	54.1	19.9 JN	17.7 JN	16.5	15.2
PCB-152	68194-09-2	pg/g		9.75	10.3	24.6	18.9	29.7	57.9	23.4 JN	20.9	17.1	16.7
PCB-153/168	PCB-153/168	pg/g		4560 J+	4500 J+	6040 J+	6020 J+	5490 J+	6480 J+	5170 J+	5110 J+	4180 J+	3850 J+
PCB-154	60145-22-4	pg/g		95.6	92.2	178	167	194	368	184	183	130	109
PCB-155	33979-03-2	pg/g		0.585 JN	< 0.347 U	0.966 JN	1.42	1.99	6.23	1.45	< 2.26 U	< 0.587 U	0.918 JN
PCB-156/157	PCB-156/157	pg/g		432 J+	408 J+	574 J+	513 J+	526 J+	626 J+	494 J+	508 J	376 J+	357 J+
PCB-158	74472-42-7	pg/g		398 J+	375 J+	571 J+	520 J+	545 J+	597 J+	477 J+	516 J+	319 J+	313 J+
PCB-159	39635-35-3	pg/g		22.4	23	37.2	29.2 JN	35.1 JN	53.1	31.2	29.7	22.4	19.1
PCB-160	41411-62-5	pg/g		< 0.284 U	< 0.437 U	< 0.536 U	< 0.854 U	< 0.433 U	< 0.444 U	< 0.636 U	< 2.68 U	< 0.719 U	< 0.583 U
PCB-161	74472-43-8	pg/g		< 0.252 U	< 0.388 U	< 0.476 U	< 0.759 U	< 0.358 U	3.67 JN	< 0.527 U	< 2.22 U	< 0.639 U	< 0.519 U
PCB-162	39635-34-2	pg/g		26.1	24.4 JN	34.7	31.9	28.4 JN	35.7	27.2	20.3 JN	22.1	21.3
PCB-164	74472-45-0	pg/g		364	365	485	445	460	504	429	451	296	271
PCB-165	74472-46-1	pg/g		6.09	12.5	18.5	17.5	26.5	54.7	21.8	22.1	19.3	14.8
PCB-167	52663-72-6	pg/g		234 J	242 J	307 J	281 J	280 J	310 J	251 J	230 J	231 J	192 J
PCB-169	32774-16-6	pg/g		< 1.12 UJ	< 1.48 U	< 1.74 U	< 1.98 U	< 1.56 U	< 1.34 U	< 1.91 U	< 4.26 UJ	< 1.66 U	< 1.26 U
PCB-170	35065-30-6	pg/g		544 J+	540 J+	811 J+	817 J+	817 J+	1250 J+	743 J	601 J+	555 J+	516 J+
PCB-171/173	PCB-171/173	pg/g		119	98.9	191	179	213	287	146 J	148	102	102
PCB-172	52663-74-8	pg/g		105	107	175	173	189	302	156 J	132	121	106
PCB-174	38411-25-5	pg/g		583	563	903	853	987	1460	845 J	705	544	509
PCB-175	40186-70-7	pg/g		16.7	12 JN	30.7	27.1	35.9	47	24.9 J	23.9	16.2	16.1
PCB-176	52663-65-7	pg/g		76	68.4	135	105	132	183	95.3	80.9	77.1	67.3
PCB-177	52663-70-4	pg/g		314 J+	294 J+	499 J+	445 J+	537 J+	825 J+	488 J	415 J+	361 J+	340 J+
PCB-178	52663-67-9	pg/g		179 J+	173 J+	327 J+	244 J+	340 J+	568 J+	295 J+	227 J+	234 J+	206 J+
PCB-179	52663-64-6	pg/g		280	261	492	384	467	741	410	337	345	289
PCB-180/193	PCB-180/193	pg/g		1180 J+	1170 J+	1830 J+	1880 J+	1950 J+	3040 J+	1650 J	1430 J+	1290 J+	1210 J+
PCB-181	74472-47-2	pg/g		13.2	12.8	16	19.5	18.1	28.4	16.2 J	10.2 JN	10.9 JN	11.5
PCB-182	60145-23-5	pg/g		5.39 JN	5.25	10.5	10.8	11.5	25.1	10.5 J	8.9	6.34 JN	8.25
PCB-183	52663-69-1	pg/g		203 J+	171 J+	349 J+	324 J+	390 J+	530 J+	270 J	272 J+	179 J+	177 J+
PCB-184	74472-48-3	pg/g		0.979 JN	< 0.468 U	< 0.534 U	1.81 JN	2.07 JN	2.77 JN	< 0.888 U	< 2.98 U	2.14 J	< 0.45 U
PCB-185	52712-05-7	pg/g		69.8	60.5	97.1	98.6	104	156	98.4 J	65.6 JN	62.8	58.3
PCB-186	74472-49-4	pg/g		< 0.332 U	< 0.401 U	< 0.457 U	< 0.612 U	1.38	1.71 JN	< 0.791 U	< 2.66 U	< 0.679 U	< 0.385 U
PCB-187	52663-68-0	pg/g		714 J+	671 J+	1180 J+	1090 J+	1240 J+	2010 J+	1150 J	991 J+	855 J+	816 J+
PCB-188	74487-85-7	pg/g		2.11	1.73 JN	4.22	3.09 JN	5.01 JN	14.2	3.17 JN	< 3.1 U	3.85	3.41
PCB-189	39635-31-9	pg/g		22.1	20.5 JN	35.1	33.6	35.9	55.2	28.2	27.3 J	23.2	23.9
PCB-190	41411-64-7	pg/g		110	108	176	174	174	283	165 J	141	134	122
PCB-191	74472-50-7	pg/g		13.1	10.2	23.7	21.1	23.6	32.2	15.7 J	13.9 JN	10.1 JN	10.7 JN
PCB-192	74472-51-8	pg/g		< 0.542 U	< 0.786 U	< 0.934 U	< 0.835 U	< 0.7 U	< 1.19 U	< 1.14 U	< 3.05 U	< 1.28 U	< 0.788 U
PCB-194	35694-08-7	pg/g		197	189	366	329	420	823	430	337	253	253
PCB-195	52663-78-2	pg/g		105	95.1	186	157	199	387	220	158	131	127
PCB-196	42740-50-1	pg/g		30.2	24	69.2	73	85.2	132	32.9 JN	50.2	33.3	31.8

Table 21
Phase 1 and 2 Reach Mussel Tissue Sample Analytical Results
Phase 2 Data Evaluation Summary Memorandum
Lower Neponset River
Boston and Milton, Massachusetts

			Location	24E-0001	24E-0001	24E-0003	24E-0003	24E-0004	24E-0004	24E-0005	24E-0005	24E-0006	24E-0006
			Sample Name	24E-0001-1S	24E-0001-2S	24E-0003-1S	24E-0003-2S	24E-0004-1S	24E-0004-2S	24E-0005-1S	24E-0005-2S	24E-0006-1S	24E-0006-2S
			Sample Date	9/24/2024	9/24/2024	9/24/2024	9/24/2024	9/24/2024	9/24/2024	9/24/2024	9/24/2024	9/24/2024	9/24/2024
			Sample Type	N	N	N	N	N	N	N	N	N	N
			Reach	Phase 1	Phase 1	Phase 1	Phase 1	Phase 1	Phase 1	Phase 2	Phase 2	Phase 2	Phase 2
			Replicate	1	2	1	2	1	2	1	2	1	2
PCB-197	33091-17-7	pg/g		3.27 JN	2.2 JN	7.83 JN	8.23	9.51	15.1	4.64 JN	5.72	4.77	3.92
PCB-198/199	PCB-198/199	pg/g		255	253	462	495	518	903	368	370	374	332
PCB-200	52663-73-7	pg/g		37.4	38.4	67	73.1	74.3	139	59.1	56.7	52.3	43.8
PCB-201	40186-71-8	pg/g		19.4	17.5	42.9	40.7	45.2	77.6	27.2	25.2 JN	20.3 JN	21.9 JN
PCB-202	2136-99-4	pg/g		82.6	85.4	140	145	146	249	128	122	116	99.2
PCB-203	52663-76-0	pg/g		176	173	303	330	325	570	233	236	249	222
PCB-204	74472-52-9	pg/g		< 0.319 U	< 0.434 U	< 0.458 U	< 0.872 U	< 0.386 U	< 0.336 U	< 0.585 U	< 2.05 U	< 0.745 U	< 0.452 U
PCB-205	74472-53-0	pg/g		12.7	12.7	24	18.4 JN	27.6	50.8	25.6	20.6	18.9	17.8
PCB-206	40186-72-9	pg/g		198	191	312	331	321	547	280	259	219	217
PCB-207	52663-79-3	pg/g		6.24	3.87 JN	10.5	11.6	14.6	19.4	5.55 JN	8.52 JN	5.21	5.55
PCB-208	52663-77-1	pg/g		79.1	74.1	114	120	116	172	99.9	91.4	77.3	74.1
PCB-209	2051-24-3	pg/g		219	200	278	353	271	352	259	257	213	209
PCB-TEQ (Bird)	TEQ-B-PCB	pg/g		11.42	11.77	22.60	19.70	28.73	34.43	47.38	51.95	15.91	15.30
PCB-TEQ (Fish)	TEQ-F-PCB	pg/g		0.10	0.09	0.15	0.14	0.16	0.20	0.23	0.23	0.11	0.10
PCB-TEQ (Mammal)	TEQ-M-PCB	pg/g		1.15	1.04	1.53	1.61	1.64	2.08	1.94	2.13	1.26	1.02
Total Decachlorobiphenyls	RA_Total_DECPCB	pg/g		219	200	278	353	271	352	259	257	213	209
Total Dichlorobiphenyls	RA_Total_DIPCB	pg/g		6983.57	6193.41	12754.4	12199	20767.9	42850	5536.64	5553.8	5285.87	4934.79
Total Heptachlorobiphenyls	RA_Total_HEPPCB	pg/g		4550.38	4348.28	7285.32	6883.6	7673.46	11841.6	6610.37	5629.7	4932.63	4592.46
Total Hexachlorobiphenyls	RA_Total_HEXPCB	pg/g		23473.8	23005.1	31562.2	30281.6	29962	36545.1	30034.2	30322.8	21191.3	19390.8
Total Monochlorobiphenyls	RA_Total_MONPCB	pg/g		758.03	711.52	1431.59	1339.85	1714.6	4456.5	560.92	594.6	572.26	535.5
Total Nonachlorobiphenyls	RA_Total_NONPCB	pg/g		283.34	268.97	436.5	462.6	451.6	738.4	385.45	358.92	301.51	296.65
Total Octachlorobiphenyls	RA_Total_OCTPCB	pg/g		918.57	890.3	1667.93	1669.43	1849.81	3346.5	1528.44	1381.42	1252.57	1152.42
Total PCB Congeners	RA_Tot_PCB_Cong	pg/g		121896	115537	221205	197280	293594	420838	248574	248850	134881	118539
Total Pentachlorobiphenyls	RA_Total_PENPCB	pg/g		31770	30395.3	52388.1	42327.4	49115	66325.6	74626.4	71446.7	32624.8	29168.5
Total Tetrachlorobiphenyls	RA_Total_TETPCB	pg/g		30185.2	30379.4	67709.6	63089.8	95194.4	127844	94769.8	96964.6	46832.6	37675.1
Total Trichlorobiphenyls	RA_Total_TRICPB	pg/g		22753.9	19144.7	45691.8	38673.4	86594.2	126539	34262.9	36340.7	21674	20583.6
TCL Pesticides													
ALDRIN	309-00-2	ug/kg		< 0.22 U	< 0.22 U	< 0.22 U	< 0.22 U	< 0.22 U	< 0.22 U	< 0.22 U	< 0.22 U	< 0.22 U	< 0.22 U
ALPHA BHC (ALPHA HEXACHLOROCYCLOHEXANE)	319-84-6	ug/kg		< 0.26 U	< 0.26 U	< 0.26 U	< 0.26 U	< 0.26 U	< 0.26 U	< 0.26 U	< 0.26 U	< 0.26 U	< 0.26 U
ALPHA ENDOSULFAN (ENDOSULFAN I)	959-98-8	ug/kg		< 0.42 UJ	< 0.42 UJ	< 0.42 UJ	< 0.42 UJ	< 0.42 UJ	< 0.42 UJ	< 0.42 UJ	< 0.42 UJ	< 0.42 UJ	< 0.42 UJ
BETA BHC (BETA HEXACHLOROCYCLOHEXANE)	319-85-7	ug/kg		< 0.40 UJ	< 0.40 UJ	< 0.40 UJ	< 0.40 UJ	< 0.40 UJ	< 0.40 UJ	< 0.40 UJ	< 0.40 UJ	< 0.40 UJ	< 0.40 UJ
BETA ENDOSULFAN (ENDOSULFAN II)	33213-65-9	ug/kg		< 0.35 UJ	< 0.35 UJ	< 0.35 UJ	< 0.35 UJ	< 0.35 UJ	< 0.35 UJ	< 0.35 UJ	< 0.35 UJ	< 0.35 UJ	< 0.35 UJ
cis-Chlordane (alpha-Chlordane)	5103-71-9	ug/kg		0.68 J-	0.52 J-	0.66 J-	0.60 J-	0.60 J-	0.65 J-	0.29 J-	0.17 J-	0.22 J-	0.24 J-
DELTA BHC (DELTA HEXACHLOROCYCLOHEXANE)	319-86-8	ug/kg		< 0.28 UJ	< 0.28 UJ	< 0.28 UJ	< 0.28 UJ	< 0.28 UJ	< 0.28 UJ	< 0.28 UJ	< 0.28 UJ	< 0.28 UJ	< 0.28 UJ
DIELDRIN	60-57-1	ug/kg		< 0.22 UJ	< 0.22 UJ	< 0.22 UJ	< 0.22 UJ	< 0.22 UJ	< 0.22 UJ	< 0.22 UJ	< 0.22 UJ	< 0.22 UJ	< 0.22 UJ
ENDOSULFAN SULFATE	1031-07-8	ug/kg		< 0.22 U	< 0.22 U	< 0.22 U	< 0.22 U	< 0.22 U	< 0.22 U	< 0.22 U	< 0.22 U	< 0.22 U	< 0.22 U
ENDRIN	72-20-8	ug/kg		< 0.45 U	< 0.45 U	< 0.45 U	< 0.45 U	< 0.45 U	< 0.45 U	< 0.45 U	< 0.45 U	< 0.45 U	< 0.45 U
ENDRIN ALDEHYDE	7421-93-4	ug/kg		< 0.56 UJ	< 0.56 UJ	< 0.56 UJ	< 0.56 UJ	< 0.56 UJ	< 0.56 UJ	< 0.56 UJ	< 0.56 UJ	< 0.56 UJ	< 0.56 UJ
ENDRIN KETONE	53494-70-5	ug/kg		< 0.16 U	< 0.16 U	< 0.16 U	< 0.16 U	< 0.16 U	< 0.16 U	< 0.16 U	< 0.16 U	< 0.16 U	< 0.16 U
GAMMA BHC (LINDANE)	58-89-9	ug/kg		< 0.17 U	< 0.17 U	< 0.17 U	< 0.17 U	< 0.17 U	< 0.17 U	< 0.17 U	< 0.17 U	< 0.17 U	< 0.17 U
HEPTACHLOR	76-44-8	ug/kg		< 0.090 U	< 0.090 U	< 0.090 U	< 0.090 U	< 0.090 U	< 0.090 U	< 0.090 U	< 0.090 U	< 0.090 U	< 0.090 U
HEPTACHLOR EPOXIDE	1024-57-3	ug/kg		< 0.061 U	< 0.061 U	< 0.061 U	< 0.061 U	< 0.061 U	< 0.061 U	< 0.061 U	< 0.061 U	< 0.061 U	< 0.061 U
METHOXYCHLOR	72-43-5	ug/kg		< 0.15 U	< 0.15 U	< 0.15 U	< 0.15 U	< 0.15 U	< 0.15 U	< 0.15 U	< 0.15 U	< 0.15 U	< 0.15 U
P,P'-DDD (4,4'-DDD)	72-54-8	ug/kg		1.2 J+	0.89 J+	1.3 J+	1.3 J+	2.0 J+	1.4 J+	0.87 J+	0.92 J+	0.63 J+	1.1 J+
P,P'-DDE (4,4'-DDE)	72-55-9	ug/kg		1.4 J+	1.0 J+	1.5 J+	1.1 J+	1.8 J+	1.4 J+	0.89 J+	0.86 J+	< 0.70 U	1.1 J+
P,P'-DDT (4,4'-DDT)	50-29-3	ug/kg		< 0.35 U	< 0.35 U	< 0.35 U	< 0.35 U	< 0.35 U	< 0.35 U	< 0.35 U	< 0.35 U	< 0.35 U	< 0.35 U
Trans-Chlordane (Gamma-Chlordane)	5103-74-2	ug/kg		0.65 J+	0.56 J+	0.65 J+	0.56 J+	0.63 J+	0.66 J+	0.54 J+	0.49 J+	0.29 J+	0.63 J+
TAL Metals													
Aluminum	7429-90-5	mg/kg		< 17 U	< 17 U	< 16 U	< 17 U	< 16 U	< 17 U	< 17 U	< 17 U	< 17 U	< 17 U
Antimony	7440-36-0	mg/kg		< 0.69 U	< 0.66 U	< 0.66 U	< 0.66 U	< 0.65 U	< 0.68 U	< 0.68 U	< 0.66 U	< 0.68 U	< 0.68 U

Table 21
Phase 1 and 2 Reach Mussel Tissue Sample Analytical Results
Phase 2 Data Evaluation Summary Memorandum
Lower Neponset River
Boston and Milton, Massachusetts

			Location	24E-0001	24E-0001	24E-0003	24E-0003	24E-0004	24E-0004	24E-0005	24E-0005	24E-0006	24E-0006
			Sample Name	24E-0001-1S	24E-0001-2S	24E-0003-1S	24E-0003-2S	24E-0004-1S	24E-0004-2S	24E-0005-1S	24E-0005-2S	24E-0006-1S	24E-0006-2S
			Sample Date	9/24/2024	9/24/2024	9/24/2024	9/24/2024	9/24/2024	9/24/2024	9/24/2024	9/24/2024	9/24/2024	9/24/2024
			Sample Type	N	N	N	N	N	N	N	N	N	N
			Reach	Phase 1	Phase 1	Phase 1	Phase 1	Phase 1	Phase 1	Phase 2	Phase 2	Phase 2	Phase 2
			Replicate	1	2	1	2	1	2	1	2	1	2
Arsenic	7440-38-2	mg/kg		0.34	0.26	0.25	0.29	0.33	0.40	0.31	0.38	0.35	0.33
Barium	7440-39-3	mg/kg		345	247	128	196	205	406	194	359	283	239
Beryllium	7440-41-7	mg/kg		< 0.17 U	< 0.17 U	< 0.16 U	< 0.17 U	< 0.16 U	< 0.17 U	< 0.17 U	< 0.17 U	< 0.17 U	< 0.17 U
Cadmium	7440-43-9	mg/kg		0.18 J	0.18 J	< 0.16 U	< 0.17 U	0.16 J	0.18 J	< 0.17 U	0.20 J	< 0.17 U	< 0.17 U
Calcium	7440-70-2	mg/kg		3270 J+	4210 J+	2290 J+	3000 J+	5090 J+	6210 J+	2780 J+	5420 J+	4440 J+	3860 J+
Chromium, Total	7440-47-3	mg/kg		< 0.69 U	< 0.66 U	< 0.66 U	< 0.66 U	< 0.65 U	0.73	< 0.68 U	< 0.66 U	< 0.68 U	< 0.68 U
Cobalt	7440-48-4	mg/kg		< 0.17 U	< 0.17 U	< 0.16 U	< 0.17 U	< 0.16 U	< 0.17 U	< 0.17 U	< 0.17 U	< 0.17 U	< 0.17 U
Copper	7440-50-8	mg/kg		1.6	1.8	1.2	2.2	1.7	1.9	1.3	1.5	1.7	0.96
Iron	7439-89-6	mg/kg		1490 J	1030 J	596 J	757 J	1050 J	1400 J	799 J	1390 J	1070 J	1100 J
Lead	7439-92-1	mg/kg		0.30	0.26	< 0.16 U	0.21	0.29	0.39	0.29	0.28	0.26	0.22
Magnesium	7439-95-4	mg/kg		86.5	103	85.3	94.3	116	142	< 85 U	102	96.9	< 85 U
Manganese	7439-96-5	mg/kg		924 J	909 J	481 J	710 J	1140 J	1690 J	732 J	1430 J	1100 J	848 J
Nickel	7440-02-0	mg/kg		< 0.69 U	< 0.66 U	< 0.66 U	< 0.66 U	< 0.65 U	< 0.68 U	< 0.68 U	< 0.66 U	< 0.68 U	< 0.68 U
Potassium	7440-09-7	mg/kg		104	113	114	106	106	119	115	115	114	88.0
Selenium	7782-49-2	mg/kg		0.20	0.22	0.20	0.26	0.26	0.31	0.21	0.23	< 0.17 U	0.27
Silver	7440-22-4	mg/kg		< 0.17 U	< 0.17 U	< 0.16 U	< 0.17 U	< 0.16 U	< 0.17 U	< 0.17 U	< 0.17 U	< 0.17 U	< 0.17 U
Sodium	7440-23-5	mg/kg		220	228	219	212	217	245	222	225	225	180
Thallium	7440-28-0	mg/kg		< 0.17 U	< 0.17 U	< 0.16 U	< 0.17 U	< 0.16 U	< 0.17 U	< 0.17 U	< 0.17 U	< 0.17 U	< 0.17 U
Vanadium	7440-62-2	mg/kg		< 0.69 U	< 0.66 U	< 0.66 U	< 0.66 U	< 0.65 U	< 0.68 U	< 0.68 U	< 0.66 U	< 0.68 U	< 0.68 U
Zinc	7440-66-6	mg/kg		26.2	23.0	12.1	18.2	27.3	31.1	20.4	32.6	26.0	20.2
PAHs													
2-Methylnaphthalene	91-57-6	ug/kg		< 20 UJ	< 19 UJ	< 19 UJ	< 20 UJ	< 19 UJ	< 19 UJ	< 19 UJ	< 20 UJ	< 20 UJ	< 19 UJ
Acenaphthene	83-32-9	ug/kg		< 20 U	< 19 U	< 19 U	< 20 U	< 19 U	< 19 U	< 19 U	< 20 U	< 20 U	< 19 U
ACENAPHTHYLENE	208-96-8	ug/kg		< 20 U	< 19 U	< 19 U	< 20 U	< 19 U	< 19 U	< 19 U	< 20 U	< 20 U	< 19 U
ANTHRACENE	120-12-7	ug/kg		< 20 U	< 19 U	< 19 U	< 20 U	< 19 U	< 19 U	< 19 U	< 20 U	< 20 U	< 19 U
BENZO(A)ANTHRACENE	56-55-3	ug/kg		< 20 U	< 19 U	< 19 U	< 20 U	< 19 U	< 19 U	< 19 U	< 20 U	< 20 U	< 19 U
BENZO(A)PYRENE	50-32-8	ug/kg		< 20 U	< 19 U	< 19 U	< 20 U	< 19 U	< 19 U	< 19 U	< 20 U	< 20 U	< 19 U
Benzo(B)Fluoranthene	205-99-2	ug/kg		< 20 U	< 19 U	< 19 U	< 20 U	< 19 U	< 19 U	< 19 U	< 20 U	< 20 U	< 19 U
Benzo(G,H,I)Perylene	191-24-2	ug/kg		< 20 U	< 19 U	< 19 U	< 20 U	< 19 U	< 19 U	< 19 U	< 20 U	< 20 U	< 19 U
Benzo(K)Fluoranthene	207-08-9	ug/kg		< 20 U	< 19 U	< 19 U	< 20 U	< 19 U	< 19 U	< 19 U	< 20 U	< 20 U	< 19 U
CHRYSENE	218-01-9	ug/kg		< 20 U	< 19 U	< 19 U	< 20 U	< 19 U	< 19 U	< 19 U	< 20 U	< 20 U	< 19 U
DIBENZ(A,H)ANTHRACENE	53-70-3	ug/kg		< 20 U	< 19 U	< 19 U	< 20 U	< 19 U	< 19 U	< 19 U	< 20 U	< 20 U	< 19 U
FLUORANTHENE	206-44-0	ug/kg		< 20 UJ	10.0 J-	< 19 UJ	< 20 UJ	< 19 UJ	9.95 J-	< 19 UJ	< 20 UJ	< 20 UJ	< 19 UJ
FLUORENE	86-73-7	ug/kg		< 20 U	< 19 U	< 19 U	< 20 U	< 19 U	< 19 U	< 19 U	< 20 U	< 20 U	< 19 U
INDENO(1,2,3-C,D)PYRENE	193-39-5	ug/kg		< 20 U	10.6 J	12.7 J	15.3 J	< 19 U	10.5 J	< 19 U	< 20 U	< 20 U	< 19 U
Naphthalene	91-20-3	ug/kg		< 20 U	< 19 U	< 19 U	< 20 U	< 19 U	< 19 U	< 19 U	< 20 U	< 20 U	< 19 U
PHENANTHRENE	85-01-8	ug/kg		< 20 U	< 19 U	< 19 U	< 20 U	< 19 U	< 19 U	< 19 U	< 20 U	< 20 U	< 19 U
PYRENE	129-00-0	ug/kg		9.86 J	12.6 J	< 19 U	< 20 U	< 19 U	10.9 J	< 19 U	< 20 U	< 20 U	< 19 U
Total PAHs	Tot_PAH	ug/kg		9.86	33.2	12.7	15.3	< 19 U	31.35	< 19 U	< 20 U	< 20 U	< 19 U
Total PAHs, High Molecular Weight	HPAH	ug/kg		9.86	33.2	12.7	15.3	< 19 U	31.35	< 19 U	< 20 U	< 20 U	< 19 U
Total PAHs, Low Molecular Weight	LPAH	ug/kg		< 20 U	< 19 U	< 19 U	< 20 U	< 19 U	< 19 U	< 19 U	< 20 U	< 20 U	< 19 U

Table 21
Phase 1 and 2 Reach Mussel Tissue Sample Analytical Results
Phase 2 Data Evaluation Summary Memorandum
Lower Neponset River
Boston and Milton, Massachusetts

			Location	24E-0006	24E-0007A	24E-0007A	24E-0008	24E-0008	24E-0009	24E-0009
			Sample Name	24E-0006-1D	24E-0007A-1S	24E-0007A-2S	24E-0008-1S	24E-0008-2S	24E-0009-1S	24E-0009-2S
			Sample Date	9/24/2024	9/24/2024	9/24/2024	9/24/2024	9/24/2024	9/24/2024	9/24/2024
			Sample Type	FD	N	N	N	N	N	N
			Reach	Phase 2	Phase 2	Phase 2	Phase 2	Phase 2	Phase 2	Phase 2
			Replicate	Field Duplicate	1	2	1	2	1	2
Analyte	CAS Number	Units (Wet Weight)								
Percent Moisture										
MOISTURE, PERCENT	MOIST	%		90.5	90.71	91.31	92.61	90.77	89.6	89.5
Percent Lipids										
PERCENT LIPIDS	LIPIDPERCENT	%		0.08	0.08	0.11	0.08	0.10	0.11	0.11
PCDD/F										
1,2,3,4,6,7,8-HEPTACHLORODIBENZOFURAN	67562-39-4	pg/g		1.38 J+	0.943 J+	1.64 J+	0.913 J+	1.46 J+	1.6 J+	1.39 J+
1,2,3,4,6,7,8-HEPTACHLORODIBENZO-P-DIOXIN	35822-46-9	pg/g		2.19 J	1.57 J+	2.85	2.34 J	2.6	2.52	2.29
1,2,3,4,7,8,9-HEPTACHLORODIBENZOFURAN	55673-89-7	pg/g		< 0.0932 U	< 0.133 U	< 0.0956 U	< 0.0793 U	< 0.0733 U	< 0.157 U	< 0.121 U
1,2,3,4,7,8-HEXACHLORODIBENZOFURAN	70648-26-9	pg/g		0.252 J	< 0.118 U	0.275 J	0.141 JN	0.186 J	< 0.165 U	0.131 JN
1,2,3,4,7,8-HEXACHLORODIBENZO-P-DIOXIN	39227-28-6	pg/g		0.214 JN	< 0.219 U	< 0.138 U	0.251 J	< 0.137 U	0.209 JN	0.24 JN
1,2,3,6,7,8-HEXACHLORODIBENZOFURAN	57117-44-9	pg/g		0.198 J	< 0.146 U	0.241 JN	0.121 JN	0.182 JN	< 0.159 U	0.179 JN
1,2,3,6,7,8-HEXACHLORODIBENZO-P-DIOXIN	57653-85-7	pg/g		0.441 JN	< 0.255 U	0.662 J	0.242 JN	0.368 J	0.578 J	0.454 J
1,2,3,7,8,9-HEXACHLORODIBENZOFURAN	72918-21-9	pg/g		< 0.137 U	< 0.136 U	< 0.149 U	< 0.118 U	< 0.114 U	< 0.173 U	< 0.135 U
1,2,3,7,8,9-HEXACHLORODIBENZO-P-DIOXIN	19408-74-3	pg/g		0.238 JN	< 0.233 U	< 0.148 U	0.226 J	0.245 J	0.334 J	0.243 J
1,2,3,7,8-PENTACHLORODIBENZOFURAN	57117-41-6	pg/g		< 0.184 U	< 0.245 U	< 0.193 U	< 0.184 U	< 0.185 U	< 0.204 U	< 0.231 U
1,2,3,7,8-PENTACHLORODIBENZO-P-DIOXIN	40321-76-4	pg/g		< 0.216 U	< 0.281 U	< 0.231 U	< 0.229 U	< 0.198 U	< 0.398 U	< 0.245 U
2,3,4,6,7,8-HEXACHLORODIBENZOFURAN	60851-34-5	pg/g		0.288 J	< 0.138 U	0.29 J	0.15 JN	0.236 J	< 0.161 U	0.187 J
2,3,4,7,8-PENTACHLORODIBENZOFURAN	57117-31-4	pg/g		< 0.178 U	< 0.233 U	0.666 J	< 0.191 U	0.916 J	0.615 J	< 0.222 U
2,3,7,8-TETRACHLORODIBENZOFURAN	51207-31-9	pg/g		0.777	< 0.325 U	0.772	0.443 J	0.874	1.05	0.794
2,3,7,8-TETRACHLORODIBENZO-P-DIOXIN	1746-01-6	pg/g		< 0.495 UJ	< 0.495 UJ	< 0.458 UJ	< 0.481 UJ	< 0.477 UJ	< 0.469 UJ	< 0.457 UJ
OCTACHLORODIBENZOFURAN	39001-02-0	pg/g		1.78 JN	1.15 JN	2.53 J	1.49 JN	2.04 J	1.13 JN	1.7 JN
OCTACHLORODIBENZO-P-DIOXIN	3268-87-9	pg/g		12.4 JN	6.74 J+	13.5	12.5	14	11.5	10.6
Total HpCDD	RA_Total_HpCDD	pg/g		4.17	2.80	4.98	3.96	4.7	4.56	4.18
Total HpCDF	RA_Total_HpCDF	pg/g		2.84	1.84	3.33	1.74	2.92	3.1	2.69
Total HxCDD	RA_Total_HxCDD	pg/g		2.18	< 0.255 U	2.42	1.56	1.75	2.38	2.29
Total HxCDF	RA_Total_HxCDF	pg/g		3.56	1.74 U	4.02	1.77	3.36	3.13 U	3.07
Total PCDD/F TEQ (Bird)	TEQ-B-DF	pg/g		0.91	0.01	1.55	0.53	1.90	1.73	0.90
Total PCDD/F TEQ (Fish)	TEQ-F-DF	pg/g		0.24	0.01	0.48	0.21	0.59	0.49	0.23
Total PCDD/F TEQ (Mammal)	TEQ-M-DF	pg/g		0.28	0.03	0.47	0.19	0.53	0.45	0.26
Total PeCDD	RA_Total_PeCDD	pg/g		< 0.216 U	< 0.281 U	< 0.231 U	< 0.229 U	0.393 U	< 0.398 U	< 0.245 U
Total PeCDF	RA_Total_PeCDF	pg/g		3.51 U	1.78 U	4.71	1.83 U	4.81	4.88	3.56 U
Total TCDD	RA_Total_TCDD	pg/g		< 0.495 U	< 0.495 U	< 0.458 U	< 0.481 U	< 0.477 U	< 0.469 U	< 0.457 U
Total TCDF	RA_Total_TCDF	pg/g		15.5	5.96 U	16.1	9.07	25.5	21.8	20.0
Mercury										
Methyl Mercury	22967-92-6	ng/g		16.5 J+	18.6 J+	18.5 J+	15.2 J+	15.8 J+	13 J+	12.8 J+
Mercury	7439-97-6	ng/g		52.1 J-	63.6 J-	61 J-	77.3 J-	86.9 J-	49.6 J-	49.8 J-
PCB Congeners										
PCB-001	2051-60-7	pg/g		515	225	516	185	325 J	383 J	303
PCB-002	2051-61-8	pg/g		2.45 JN	1.06 JN	2.89	< 1.45 U	2.74	< 8.68 UJ	2.26 JN
PCB-003	2051-62-9	pg/g		49.2 J	20.8	45.5	18	32.9	31.5 JN	28.3 J
PCB-004	13029-08-8	pg/g		1820	850	1890	928	1630	1890 J	1420
PCB-005	16605-91-7	pg/g		2.42	1.1	2.6	1.08	2.48	< 11.6 U	2.51
PCB-006	25569-80-6	pg/g		280	140	306	158	377	465	391
PCB-007	33284-50-3	pg/g		24.3	10.9	24.1	9.54	28.3	26.1	21.8
PCB-008	34883-43-7	pg/g		1120 J+	477 J+	1110 J+	452 J+	879 J+	986 J+	821 J+
PCB-009	34883-39-1	pg/g		36	16.7	38.5	19	36.7	39.9 JN	34.5
PCB-010	33146-45-1	pg/g		438	201	437	204	340	412 J	302
PCB-011	2050-67-1	pg/g		73.3	39.1	86.5	43.8	79.5	88.2	80.3

Table 21
Phase 1 and 2 Reach Mussel Tissue Sample Analytical Results
Phase 2 Data Evaluation Summary Memorandum
Lower Neponset River
Boston and Milton, Massachusetts

			Location	24E-0006	24E-0007A	24E-0007A	24E-0008	24E-0008	24E-0009	24E-0009
			Sample Name	24E-0006-1D	24E-0007A-1S	24E-0007A-2S	24E-0008-1S	24E-0008-2S	24E-0009-1S	24E-0009-2S
			Sample Date	9/24/2024	9/24/2024	9/24/2024	9/24/2024	9/24/2024	9/24/2024	9/24/2024
			Sample Type	FD	N	N	N	N	N	N
			Reach	Phase 2	Phase 2	Phase 2	Phase 2	Phase 2	Phase 2	Phase 2
			Replicate	Field Duplicate	1	2	1	2	1	2
PCB-012/013	PCB-12/13	pg/g		160	75	177	83.5	167	220	192
PCB-014	34883-41-5	pg/g		< 1.61 U	< 1.33 U	< 0.913 U	< 1.36 U	< 1.2 U	< 11.3 U	< 1.8 U
PCB-015	2050-68-2	pg/g		1330	577	1330	591	1170	1590	1270
PCB-016	38444-78-9	pg/g		186	97.4	220	132	305	385	394
PCB-017	37680-66-3	pg/g		2750	1280	2860	1440	3040	2950	3430
PCB-018/030	PCB-18/30	pg/g		1220 J+	637 J+	1450 J+	813 J+	1950 J+	2090 J+	2380 J+
PCB-019	38444-73-4	pg/g		1850	833	1880	918	1660	1590	1730
PCB-020/028	PCB-20/28	pg/g		3300 J+	1690 J+	4080 J+	2060 J+	4250 J+	8550 J	6370 J+
PCB-021/033	PCB-21/33	pg/g		163	78.5	180	92.6	239	289 J	208
PCB-022	38444-85-8	pg/g		398	224	560	283	636	1290 J	975
PCB-023	55720-44-0	pg/g		3.47 JN	< 1.74 U	3.29	< 3.28 U	< 4.55 U	< 30.4 UJ	< 3.53 U
PCB-024	55702-45-9	pg/g		12.7 JN	7.27	15.2	9.95	16.6	22.9	21.8
PCB-025	55712-37-3	pg/g		1110	584	1440	709	1550	2850 J	2290
PCB-026/029	PCB-26/29	pg/g		2110	1130	2820	1390	3080	5640 J	4450
PCB-027	38444-76-7	pg/g		1710	757	1680	890	1640	1550	1780
PCB-031	16606-02-3	pg/g		3210 J+	1680 J+	4250 J	2040 J+	4270 J	7230 J	5870 J
PCB-032	38444-77-8	pg/g		3030	1320	2950	1570	3310	3320	3660 J
PCB-034	37680-68-5	pg/g		103	47.6	115	53	113	185 J	133
PCB-035	37680-69-6	pg/g		18.7	9.83	23.7	10.1	21.3	36.6 JN	30.4
PCB-036	38444-87-0	pg/g		7.94	3.48	10.3 JN	2.87 JN	< 3.69 U	< 24.6 UJ	8.88
PCB-037	38444-90-5	pg/g		390	217	531	223	474	950 J	705
PCB-038	53555-66-1	pg/g		7.19	3.05	6.89 JN	2.57 JN	6.92 JN	< 26.8 UJ	12.7
PCB-039	38444-88-1	pg/g		40.2	19.8	46.5	17.4	38.1	68.2 J	54.3
PCB-040/071	PCB-40/71	pg/g		2950	1410	3530	1380	2910	5410 J	4410
PCB-041	52663-59-9	pg/g		103	48.7	119	48.9 JN	101	234 J	153
PCB-042	36559-22-5	pg/g		1510	762	1940	766	1600	3350 J	2680
PCB-043	70362-46-8	pg/g		226	111	272	113	228	457 J	350
PCB-044/047/065	PCB-44/47/65	pg/g		7880 J+	3580 J+	9020 J+	3580 J+	7310 J+	13000 J	10700 J+
PCB-045	70362-45-7	pg/g		475 J+	216 J+	424 J+	260 J+	411 J+	1130 J	755 J+
PCB-046	41464-47-5	pg/g		259	122	304	155	323	507 JN	439
PCB-048	70362-47-9	pg/g		347	170	417	170	323 JN	663 J	502
PCB-049/069	PCB-49/69	pg/g		5670 J+	2770 J+	7000 J+	2880 J+	5990 J+	10700 J	8680 J
PCB-050/053	PCB-50/53	pg/g		2100	932	2280	1070	2220	3250 J	2550
PCB-051	68194-04-7	pg/g		970	431	1120	457	1020	1340 J	1140
PCB-052	35693-99-3	pg/g		5720 J	2850 J+	7320 J	3150 J+	6590 J	12100 J	9750 J
PCB-054	15968-05-5	pg/g		120	54	123	68.5	135	119	118
PCB-055	74338-24-2	pg/g		30.1	13.6	35.6	16.2	30.9	52.4 JN	45.6
PCB-056	41464-43-1	pg/g		800 J+	387 J+	923 J+	381 J+	731 J+	1320 J	1070 J+
PCB-057	70424-67-8	pg/g		138	63.2	155	56	114	223 J	192
PCB-058	41464-49-7	pg/g		23.3	8.55	27.2	11.8	18.5	28.7 J	32.3
PCB-059/062/075	PCB-59/62/75	pg/g		566	278	682	285	562	1070 JN	908
PCB-060	33025-41-1	pg/g		364	168	410	171	330	521 J	430
PCB-061/070/074/076	PCB-61/70/74/76	pg/g		4200 J+	2080 J+	5170 J+	2150 J+	4430 J+	7910 J	6510 J+
PCB-063	74472-34-7	pg/g		511 J+	235 J+	564 J+	227 J+	468 J+	809 J	668 J+
PCB-064	52663-58-8	pg/g		2070	1040	2600	1040	2080	4700 J	3790 J
PCB-066	32598-10-0	pg/g		2710 J+	1340 J+	3280 J+	1370 J+	2850 J+	4760 J	3980 J
PCB-067	73575-53-8	pg/g		119	56.8	140	53.4	113	223 J	194
PCB-068	73575-52-7	pg/g		249	109	262	103	198	304 J	254
PCB-072	41464-42-0	pg/g		288	128	299	117	232	357 J	310
PCB-073	74338-23-1	pg/g		301	109	257	111	223	268 J	220

Table 21
Phase 1 and 2 Reach Mussel Tissue Sample Analytical Results
Phase 2 Data Evaluation Summary Memorandum
Lower Neponset River
Boston and Milton, Massachusetts

			Location	24E-0006	24E-0007A	24E-0007A	24E-0008	24E-0008	24E-0009	24E-0009
			Sample Name	24E-0006-1D	24E-0007A-1S	24E-0007A-2S	24E-0008-1S	24E-0008-2S	24E-0009-1S	24E-0009-2S
			Sample Date	9/24/2024	9/24/2024	9/24/2024	9/24/2024	9/24/2024	9/24/2024	9/24/2024
			Sample Type	FD	N	N	N	N	N	N
			Reach	Phase 2	Phase 2	Phase 2	Phase 2	Phase 2	Phase 2	Phase 2
			Replicate	Field Duplicate	1	2	1	2	1	2
PCB-077	32598-13-3	pg/g		289	155	358	135	284	509	450
PCB-078	70362-49-1	pg/g		< 2.79 U	< 1.87 U	< 2.29 U	< 2.38 U	5.38	< 15.7 UJ	< 5.12 U
PCB-079	41464-48-6	pg/g		43.5	18.8	45.1	19.4 JN	39.7	66.9 JN	57.1
PCB-080	33284-52-5	pg/g		< 2.63 U	< 1.76 U	< 2.16 U	< 2.17 U	< 3.82 U	< 14.4 UJ	< 4.67 U
PCB-081	70362-50-4	pg/g		11.5	3.75 JN	12.3	8.69 JN	8.84	14.1 J	12.8
PCB-082	52663-62-4	pg/g		388 J+	202 J+	457 J+	220 J+	434 J+	921 J+	719 J+
PCB-083	60145-20-2	pg/g		301	193	422	182	464	673 JN	682
PCB-084	52663-60-2	pg/g		1190	559	1310	649	1240	2520	1960
PCB-085/116	PCB-85/116	pg/g		825	405	959	448	885	1720	1340
PCB-086/087/097/109/119/125	PCB-86+	pg/g		2780 J+	1320 J+	3060 J+	1540 J+	2990 J+	5280 J+	4340 J+
PCB-088	55215-17-3	pg/g		< 9 U	< 4.77 U	< 9.64 U	< 1.93 U	< 8.37 U	< 11.7 U	< 4.99 U
PCB-089	73575-57-2	pg/g		73.3	39.5	93.2	45.4	87.1	220	177
PCB-090/101/113	PCB-90/101/113	pg/g		4890 J+	2230 J+	5070 J+	2520 J+	4780 J+	7880 J+	6550 J+
PCB-091	68194-05-8	pg/g		1250	574	1350	627	1230	2260	1870
PCB-092	52663-61-3	pg/g		1790 J+	796 J+	1850 J+	871 J+	1720 J+	2890 J+	2360 J+
PCB-093/100	PCB-93/100	pg/g		270	113	259	121	237	373	298
PCB-094	73575-55-0	pg/g		247	101	214	103	191	295 JN	245
PCB-095	38379-99-6	pg/g		3430 J+	1580 J+	3680 J	1720 J+	3160 J+	6180 J	4830 J
PCB-096	73575-54-9	pg/g		66.8	29.6	71.3	35.8 J	65.1	131	95.1
PCB-098	60233-25-2	pg/g		37.9	12	44.5	18	< 6.57 U	66.5	41.6
PCB-099	38380-01-7	pg/g		2610 J+	1180 J+	2800 J+	1360 J+	2620 J+	4590 J	3820 J
PCB-102	68194-06-9	pg/g		291	146	330	158	340	654	502
PCB-103	60145-21-3	pg/g		162	67.5	160	69.9	141	224	181
PCB-104	56558-16-8	pg/g		11.6	4.28	8.69 JN	6.61 J	11	10.8 JN	9.68
PCB-105	32598-14-4	pg/g		1020 J+	482 J+	1130 J+	503 J+	1010 J+	1570 J	1360 J+
PCB-106	70424-69-0	pg/g		< 5.85 U	< 3.1 U	< 6.26 U	< 1.18 U	< 5.11 U	< 7.14 U	< 3.05 U
PCB-107	70424-68-9	pg/g		286	136	313	152	291	486	398
PCB-108/124	PCB-108/124	pg/g		156	72.4	165	77.8	151	229	198
PCB-110	38380-03-9	pg/g		5520 J	2580 J+	6040 J	2840 J+	5400 J	9610 J	8250 J
PCB-111	39635-32-0	pg/g		12.9	< 3.26 U	13.1	7.41	12.3	24.2	16.5
PCB-112	74472-36-9	pg/g		25.7	12.4	29.2	14.8	27.6	65.9	45.1
PCB-114	74472-37-0	pg/g		66.4	33.2	77.1	33.8	75.3	141	98.8
PCB-115	74472-38-1	pg/g		< 5.06 U	< 2.68 U	< 5.42 U	< 1.06 U	< 4.61 U	< 6.45 U	< 2.75 U
PCB-117	68194-11-6	pg/g		378	166	365	194	391	570	507
PCB-118	31508-00-6	pg/g		3410 J+	1590 J+	3830 J	1630 J+	3310 J+	6010 J	4740 J
PCB-120	68194-12-7	pg/g		23.4	10.6	25	12.5	22.3	38.8 JN	32.8
PCB-121	56558-18-0	pg/g		6.83 J	< 2.89 U	< 5.83 U	3.39 JN	5.54 JN	< 6.94 U	8.38
PCB-122	76842-07-4	pg/g		51.6	24	57.1	26.3	58.2	111 JN	75.4
PCB-123	65510-44-3	pg/g		86.7	38.1	88.1	43.9	89.4	138	103
PCB-126	57465-28-8	pg/g		9.91 J	5.33	13.8 J	4.66 JN	8.48	13 JN	10.5 JN
PCB-127	39635-33-1	pg/g		< 6.1 U	< 3.08 U	< 6.23 U	< 1.31 U	< 5.61 U	< 9.18 UJ	< 2.78 U
PCB-128/166	PCB-128/166	pg/g		705 J+	284 J+	660 J+	292 J+	633 J+	662 J+	612 J+
PCB-129/138/163	PCB-129/138/163	pg/g		6000 J+	2360 J+	5730 J+	2720 J+	5310 J+	7100 J	5480 J+
PCB-130	52663-66-8	pg/g		392	167	387	169	339	505 J	383
PCB-131	61798-70-7	pg/g		52.8	19.2	49.8	22.3	43.9	63.3 J	47.5
PCB-132	38380-05-1	pg/g		1400 J+	583 J+	1330 J+	578 J+	1130 J+	1840 J	1300 J+
PCB-133	35694-04-3	pg/g		141	55.3	127	54.3	112	156 J	117
PCB-134	52704-70-8	pg/g		344	142	323	133	274	432	289
PCB-135/151	PCB-135/151	pg/g		1540 J+	620 J+	1470 J+	699 J+	1320 J+	2200 J	1490 J+
PCB-136	38411-22-2	pg/g		481	196	439	224	416	662 J	487

Table 21
Phase 1 and 2 Reach Mussel Tissue Sample Analytical Results
Phase 2 Data Evaluation Summary Memorandum
Lower Neponset River
Boston and Milton, Massachusetts

			Location	24E-0006	24E-0007A	24E-0007A	24E-0008	24E-0008	24E-0009	24E-0009
			Sample Name	24E-0006-1D	24E-0007A-1S	24E-0007A-2S	24E-0008-1S	24E-0008-2S	24E-0009-1S	24E-0009-2S
			Sample Date	9/24/2024	9/24/2024	9/24/2024	9/24/2024	9/24/2024	9/24/2024	9/24/2024
			Sample Type	FD	N	N	N	N	N	N
			Reach	Phase 2	Phase 2	Phase 2	Phase 2	Phase 2	Phase 2	Phase 2
			Replicate	Field Duplicate	1	2	1	2	1	2
PCB-137	35694-06-5	pg/g		212	94.7	215	92.5	185	298 J	224
PCB-139/140	PCB-139/140	pg/g		104	37.6	94.3	42.3	80.9	114 JN	90.8
PCB-141	52712-04-6	pg/g		522	227	531	230	452	745 J	549
PCB-142	41411-61-4	pg/g		< 0.535 U	< 0.565 U	< 0.572 U	< 0.72 U	< 1.12 U	< 7.33 UJ	< 0.771 U
PCB-143	68194-15-0	pg/g		< 0.477 U	< 0.503 U	< 0.509 U	6.13 JN	< 1.04 U	< 6.8 U	10.2 JN
PCB-144	68194-14-9	pg/g		126	51.7	124	56.5	108	175 J	130
PCB-145	74472-40-5	pg/g		2.32 JN	< 0.33 U	2.92	< 0.576 U	2.17 JN	< 4.96 UJ	3.58 JN
PCB-146	51908-16-8	pg/g		736 J+	297 J+	706 J+	297 J+	592 J+	982 J	683 J+
PCB-147/149	PCB-147/149	pg/g		3150 J+	1290 J+	3020 J+	1390 J+	2660 J+	4290 J+	2950 J+
PCB-148	74472-41-6	pg/g		22	8.27	17.9 JN	10.5	18.4	28.4 JN	18.4
PCB-150	68194-08-1	pg/g		16.8	6.25	14.5	6.02 JN	14.1	22.2 J	14.1
PCB-152	68194-09-2	pg/g		15.7 JN	6.47	14.1	6.76 JN	14.2	13.3 JN	15.9
PCB-153/168	PCB-153/168	pg/g		4250 J+	1680 J+	4030 J+	1840 J+	3540 J+	4950 J	3660 J+
PCB-154	60145-22-4	pg/g		122	48.6	121	54.5	116	180 J	116
PCB-155	33979-03-2	pg/g		0.925 J	0.638 J	1.19	< 0.523 U	1.67 JN	< 4.51 UJ	< 0.428 U
PCB-156/157	PCB-156/157	pg/g		364 J+	154 J+	377 J+	155 J+	305 J+	445 J	365 J+
PCB-158	74472-42-7	pg/g		361 J+	134 J+	330 J+	160 J+	317 J+	417 J	344 J+
PCB-159	39635-35-3	pg/g		21.6	7.46	20	9.29	20.7	17.3 JN	23.2
PCB-160	41411-62-5	pg/g		< 0.399 U	< 0.42 U	< 0.426 U	< 0.561 U	< 0.872 U	< 5.72 UJ	< 0.601 U
PCB-161	74472-43-8	pg/g		< 0.355 U	< 0.374 U	< 0.379 U	< 0.465 U	< 0.723 U	< 4.74 UJ	< 0.499 U
PCB-162	39635-34-2	pg/g		21.7	7.95 JN	20.6	10.7	20.1	12.8 JN	19
PCB-164	74472-45-0	pg/g		306	118	283	134	252	369 J	275
PCB-165	74472-46-1	pg/g		18.1	7.01	17	6.91	11.2 JN	< 5.47 UJ	17.2
PCB-167	52663-72-6	pg/g		219 J	83.9 J	194 J	99.1 J	187 J	206 J	180 J
PCB-169	32774-16-6	pg/g		< 1.19 U	< 0.834 U	< 1.2 U	< 1.37 U	< 1.86 U	< 9.27 U	< 2 U
PCB-170	35065-30-6	pg/g		536 J+	235 J+	544 J+	225 J+	511 J+	589 J+	618 J+
PCB-171/173	PCB-171/173	pg/g		124	40	106	51.6	98.3	102 J	131
PCB-172	52663-74-8	pg/g		116	48.6	124	49	101	138 J	134
PCB-174	38411-25-5	pg/g		553	219	543	247	493	785 J	656
PCB-175	40186-70-7	pg/g		19.7	5.41	17.4	8.28	14.4 JN	13.4 JN	19.4 JN
PCB-176	52663-65-7	pg/g		77.1	30	73.3	34.2	68.6	120	88.1
PCB-177	52663-70-4	pg/g		380 J+	145 J+	357 J+	175 J+	334 J+	449 J	412 J+
PCB-178	52663-67-9	pg/g		223 J+	91 J+	201 J+	102 J+	196 J+	224 JN	267 J+
PCB-179	52663-64-6	pg/g		314	132	292	129	264	361	353
PCB-180/193	PCB-180/193	pg/g		1310 J+	534 J+	1380 J+	577 J+	1150 J+	1570 J	1400 J+
PCB-181	74472-47-2	pg/g		12.9	4.96	11.7	5.18 JN	9.09 JN	< 13.6 UJ	11.7
PCB-182	60145-23-5	pg/g		8.47	3.06	7.11	3.42 JN	5.41 JN	< 12.4 UJ	7.38
PCB-183	52663-69-1	pg/g		217 J+	70.1 J+	186 J+	92.6 J+	184 J+	204 J	240 J+
PCB-184	74472-48-3	pg/g		< 0.494 UJ	< 0.388 U	1.53 JN	0.565 JN	< 1.18 U	< 6.59 U	< 1.12 U
PCB-185	52712-05-7	pg/g		72.1	27.8	68.8	29.2	56.8	96.9 J	80.1
PCB-186	74472-49-4	pg/g		< 0.423 U	< 0.332 U	< 0.424 U	< 0.9 U	< 1.05 U	< 5.87 U	< 0.997 U
PCB-187	52663-68-0	pg/g		923 J+	343 J+	836 J+	402 J+	808 J+	1110 J	927 J+
PCB-188	74487-85-7	pg/g		4.17	1.34 JN	3.16	1.57 JN	2.2 JN	< 6.86 U	3.17 JN
PCB-189	39635-31-9	pg/g		23.9	10.6	24.6	10.9	17.9 JN	28.5 JN	19 JN
PCB-190	41411-64-7	pg/g		127	55.2	124	53.5	124	151	141
PCB-191	74472-50-7	pg/g		13.5	4	12.4	4.58 JN	9.97	< 11.5 UJ	15
PCB-192	74472-51-8	pg/g		< 0.593 U	< 0.552 U	< 0.692 U	< 0.687 U	< 0.777 U	< 10.3 UJ	< 0.982 U
PCB-194	35694-08-7	pg/g		268	109	309	124	283	356 J	330
PCB-195	52663-78-2	pg/g		145	53.4	146	67.6	148	176 J	176
PCB-196	42740-50-1	pg/g		39.4	11.9	33.6	13	24	43.6 JN	43.1

Table 21
Phase 1 and 2 Reach Mussel Tissue Sample Analytical Results
Phase 2 Data Evaluation Summary Memorandum
Lower Neponset River
Boston and Milton, Massachusetts

			Location	24E-0006	24E-0007A	24E-0007A	24E-0008	24E-0008	24E-0009	24E-0009
			Sample Name	24E-0006-1D	24E-0007A-1S	24E-0007A-2S	24E-0008-1S	24E-0008-2S	24E-0009-1S	24E-0009-2S
			Sample Date	9/24/2024	9/24/2024	9/24/2024	9/24/2024	9/24/2024	9/24/2024	9/24/2024
			Sample Type	FD	N	N	N	N	N	N
			Reach	Phase 2	Phase 2	Phase 2	Phase 2	Phase 2	Phase 2	Phase 2
			Replicate	Field Duplicate	1	2	1	2	1	2
PCB-197	33091-17-7	pg/g		4.8	1.36 JN	3.63	1.56	2.33 JN	< 7.49 UJ	3.52
PCB-198/199	PCB-198/199	pg/g		316	149	367	124	275	474 J	319
PCB-200	52663-73-7	pg/g		43.4	20	51.1	17.1	39	59.2 JN	46.9
PCB-201	40186-71-8	pg/g		27.1	8.23	23.8	9.14	21	30.7 J	25.1
PCB-202	2136-99-4	pg/g		101	42.6	105	48.7	102	147 JN	113
PCB-203	52663-76-0	pg/g		228	95.7	243	94	189	295 J	213
PCB-204	74472-52-9	pg/g		< 0.358 U	< 0.308 U	< 0.343 U	< 0.573 U	< 0.748 U	< 7.33 UJ	< 0.572 U
PCB-205	74472-53-0	pg/g		19.3	6.17 JN	20.6	7.67	14.9	22.4 JN	20
PCB-206	40186-72-9	pg/g		215	93.6	239	110	210	234	235
PCB-207	52663-79-3	pg/g		6.58	1.57	4.6	2.11	5	< 12.4 U	6.25
PCB-208	52663-77-1	pg/g		75.1	32.4	77.8	37.2	69.8	95.2	75.6
PCB-209	2051-24-3	pg/g		223	85.6	198	116	203	271 J	196
PCB-TEQ (Bird)	TEQ-B-PCB	pg/g		16.77	8.74	20.71	8.17	16.11	28.44	25.06
PCB-TEQ (Fish)	TEQ-F-PCB	pg/g		0.11	0.06	0.14	0.05	0.10	0.17	0.14
PCB-TEQ (Mammal)	TEQ-M-PCB	pg/g		1.18	0.62	1.59	0.56	1.03	1.61	1.30
Total Decachlorobiphenyls	RA_Total_DECPCB	pg/g		223	85.6	198	116	203	271	196
Total Dichlorobiphenyls	RA_Total_DIPCB	pg/g		5284.02	2387.8	5401.7	2489.92	4709.98	5717.2	4535.11
Total Heptachlorobiphenyls	RA_Total_HEPPCB	pg/g		5054.84	2000.07	4913	2201.6	4447.67	5941.8	5522.85
Total Hexachlorobiphenyls	RA_Total_HEXPCB	pg/g		21646.9	8687.05	20649.3	9498.81	18475.3	26885.3	19893.9
Total Monochlorobiphenyls	RA_Total_MONPCB	pg/g		566.65	246.86	564.39	203	360.64	414.5	333.56
Total Nonachlorobiphenyls	RA_Total_NONPCB	pg/g		296.68	127.57	321.4	149.31	284.8	329.2	316.85
Total Octachlorobiphenyls	RA_Total_OCTPCB	pg/g		1192	497.36	1302.73	506.77	1098.23	1603.9	1289.62
Total PCB Congeners	RA_Tot_PCB_Cong	pg/g		128595	59003.5	141847	64414.1	129506	211451	173806
Total Pentachlorobiphenyls	RA_Total_PENPCB	pg/g		31667	14701.9	34285.1	16238.3	31447.3	55895.2	45863.9
Total Tetrachlorobiphenyls	RA_Total_TETPCB	pg/g		41043.4	19650.4	49089.2	20353.9	41879.3	75396.1	61350.8
Total Trichlorobiphenyls	RA_Total_TRICPB	pg/g		21620.2	10618.9	25121.9	12656.5	26599.9	38996.7	34503.1
TCL Pesticides										
ALDRIN	309-00-2	ug/kg		< 0.22 U	< 0.22 U	< 0.22 U	< 0.22 U	< 0.22 U	< 0.22 U	< 0.22 U
ALPHA BHC (ALPHA HEXACHLOROCYCLOHEXANE)	319-84-6	ug/kg		< 0.26 U	< 0.26 U	< 0.26 U	< 0.26 U	< 0.26 U	< 0.26 U	< 0.26 U
ALPHA ENDOSULFAN (ENDOSULFAN I)	959-98-8	ug/kg		< 0.42 UJ	< 0.42 UJ	< 0.42 UJ	< 0.42 UJ	< 0.42 UJ	< 0.42 UJ	< 0.42 UJ
BETA BHC (BETA HEXACHLOROCYCLOHEXANE)	319-85-7	ug/kg		< 0.40 UJ	< 0.40 UJ	< 0.40 UJ	< 0.40 UJ	< 0.40 UJ	< 0.40 UJ	< 0.40 UJ
BETA ENDOSULFAN (ENDOSULFAN II)	33213-65-9	ug/kg		< 0.35 UJ	< 0.35 UJ	< 0.35 UJ	< 0.35 UJ	< 0.35 UJ	< 0.35 UJ	< 0.35 UJ
cis-Chlordane (alpha-Chlordane)	5103-71-9	ug/kg		0.17 J-	0.69 J-	0.61 J-	0.15 J-	0.18 J-	0.18 J-	0.23 J-
DELTA BHC (DELTA HEXACHLOROCYCLOHEXANE)	319-86-8	ug/kg		< 0.28 UJ	< 0.28 UJ	< 0.28 UJ	< 0.28 UJ	< 0.28 UJ	< 0.28 UJ	< 0.28 UJ
DIELDRIN	60-57-1	ug/kg		< 0.22 UJ	< 0.22 UJ	< 0.22 UJ	< 0.22 UJ	< 0.22 UJ	< 0.22 UJ	< 0.22 UJ
ENDOSULFAN SULFATE	1031-07-8	ug/kg		< 0.22 U	< 0.22 U	< 0.22 U	< 0.22 U	< 0.22 U	< 0.22 U	< 0.22 U
ENDRIN	72-20-8	ug/kg		< 0.45 U	< 0.45 U	< 0.45 U	< 0.45 U	< 0.45 U	< 0.45 U	< 0.45 U
ENDRIN ALDEHYDE	7421-93-4	ug/kg		< 0.56 UJ	< 0.56 UJ	< 0.56 UJ	< 0.56 UJ	< 0.56 UJ	< 0.56 UJ	< 0.56 UJ
ENDRIN KETONE	53494-70-5	ug/kg		< 0.16 U	< 0.16 U	< 0.16 U	< 0.16 U	< 0.16 U	< 0.16 U	< 0.16 U
GAMMA BHC (LINDANE)	58-89-9	ug/kg		< 0.17 U	< 0.17 U	< 0.17 U	< 0.17 U	< 0.17 U	< 0.17 U	< 0.17 U
HEPTACHLOR	76-44-8	ug/kg		< 0.090 U	< 0.090 U	< 0.090 U	< 0.090 U	< 0.090 U	< 0.090 U	< 0.090 U
HEPTACHLOR EPOXIDE	1024-57-3	ug/kg		< 0.061 U	< 0.061 U	< 0.061 U	< 0.061 U	< 0.061 U	< 0.061 U	< 0.061 U
METHOXYCHLOR	72-43-5	ug/kg		< 0.15 U	< 0.15 U	< 0.15 U	< 0.15 U	< 0.15 U	< 0.15 U	< 0.15 U
P,P'-DDD (4,4'-DDD)	72-54-8	ug/kg		1.0 J+	0.99 J+	1.0 J+	0.57 J+	0.98 J+	0.87 J+	0.90 J+
P,P'-DDE (4,4'-DDE)	72-55-9	ug/kg		0.91 J+	0.87 J+	1.0 J+	< 0.70 U	0.98 J+	0.85 J+	0.93 J+
P,P'-DDT (4,4'-DDT)	50-29-3	ug/kg		< 0.35 U	< 0.35 U	< 0.35 U	< 0.35 U	< 0.35 U	< 0.35 U	< 0.35 U
Trans-Chlordane (Gamma-Chlordane)	5103-74-2	ug/kg		0.50 J+	0.72 J+	0.60 J+	0.27 J+	0.44 J+	0.46 J+	0.49 J+
TAL Metals										
Aluminum	7429-90-5	mg/kg		< 17 U	< 16 U	< 16 U	< 17 U	< 16 U	< 16 U	< 17 U
Antimony	7440-36-0	mg/kg		< 0.68 U	< 0.65 U	< 0.65 U	< 0.67 U	< 0.65 U	< 0.66 U	< 0.68 U

Table 21
Phase 1 and 2 Reach Mussel Tissue Sample Analytical Results
Phase 2 Data Evaluation Summary Memorandum
Lower Neponset River
Boston and Milton, Massachusetts

			Location	24E-0006	24E-0007A	24E-0007A	24E-0008	24E-0008	24E-0009	24E-0009
			Sample Name	24E-0006-1D	24E-0007A-1S	24E-0007A-2S	24E-0008-1S	24E-0008-2S	24E-0009-1S	24E-0009-2S
			Sample Date	9/24/2024	9/24/2024	9/24/2024	9/24/2024	9/24/2024	9/24/2024	9/24/2024
			Sample Type	FD	N	N	N	N	N	N
			Reach	Phase 2	Phase 2	Phase 2	Phase 2	Phase 2	Phase 2	Phase 2
			Replicate	Field Duplicate	1	2	1	2	1	2
Arsenic	7440-38-2	mg/kg		0.36	0.20	0.32	0.22	0.38	0.40	0.30
Barium	7440-39-3	mg/kg		281	135	295	145	266	304	239
Beryllium	7440-41-7	mg/kg		< 0.17 U	< 0.16 U	< 0.16 U	< 0.17 U	< 0.16 U	< 0.16 U	< 0.17 U
Cadmium	7440-43-9	mg/kg		< 0.17 U	< 0.16 U	< 0.16 U	< 0.17 U	< 0.16 U	0.17 J	< 0.17 U
Calcium	7440-70-2	mg/kg		4300 J+	1620 J+	5150 J+	2630 J+	3920 J+	5240 J+	3330 J+
Chromium, Total	7440-47-3	mg/kg		< 0.68 U	< 0.65 U	< 0.65 U	< 0.67 U	< 0.65 U	< 0.66 U	< 0.68 U
Cobalt	7440-48-4	mg/kg		< 0.17 U	< 0.16 U	< 0.16 U	< 0.17 U	< 0.16 U	< 0.16 U	< 0.17 U
Copper	7440-50-8	mg/kg		0.96	1.1	1.0	0.73	1.9	1.3	1.4
Iron	7439-89-6	mg/kg		1200 J	583 J	1110 J	603 J	1120 J	1090 J	1010 J
Lead	7439-92-1	mg/kg		0.18	< 0.16 U	0.28	0.25	0.26	0.30	0.37
Magnesium	7439-95-4	mg/kg		95.0	< 81 U	115	< 84 U	100	124	98.5
Manganese	7439-96-5	mg/kg		1020 J	388 J	1230 J	667 J	851 J	1310 J	911 J
Nickel	7440-02-0	mg/kg		< 0.68 U	< 0.65 U	< 0.65 U	< 0.67 U	< 0.65 U	< 0.66 U	< 0.68 U
Potassium	7440-09-7	mg/kg		110	< 81 U	109	102	114	115	116
Selenium	7782-49-2	mg/kg		0.19	0.20	0.25	0.17	0.17	< 0.16 U	0.20
Silver	7440-22-4	mg/kg		< 0.17 U	< 0.16 U	< 0.16 U	< 0.17 U	< 0.16 U	< 0.16 U	< 0.17 U
Sodium	7440-23-5	mg/kg		245	158	244	229	233	247	247
Thallium	7440-28-0	mg/kg		< 0.17 U	< 0.16 U	< 0.16 U	< 0.17 U	< 0.16 U	< 0.16 U	< 0.17 U
Vanadium	7440-62-2	mg/kg		< 0.68 U	< 0.65 U	< 0.65 U	< 0.67 U	< 0.65 U	< 0.66 U	< 0.68 U
Zinc	7440-66-6	mg/kg		21.9	10.2	23.6	15.6	20.5	27.3	22.0
PAHs										
2-Methylnaphthalene	91-57-6	ug/kg		< 20 UJ	< 20 UJ	< 19 UJ	< 19 UJ	< 20 UJ	< 20 UJ	< 20 UJ
Acenaphthene	83-32-9	ug/kg		< 20 U	< 20 U	< 19 U	< 19 U	< 20 U	< 20 U	< 20 U
ACENAPHTHYLENE	208-96-8	ug/kg		< 20 U	< 20 U	< 19 U	< 19 U	< 20 U	< 20 U	< 20 U
ANTHRACENE	120-12-7	ug/kg		< 20 U	< 20 U	< 19 U	< 19 U	< 20 U	< 20 U	< 20 U
BENZO(A)ANTHRACENE	56-55-3	ug/kg		< 20 U	< 20 U	< 19 U	< 19 U	< 20 U	< 20 U	< 20 U
BENZO(A)PYRENE	50-32-8	ug/kg		< 20 U	< 20 U	< 19 U	< 19 U	< 20 U	< 20 U	< 20 U
Benzo(B)Fluoranthene	205-99-2	ug/kg		< 20 U	< 20 U	< 19 U	< 19 U	< 20 U	< 20 U	< 20 U
Benzo(G,H,I)Perylene	191-24-2	ug/kg		< 20 U	< 20 U	< 19 U	< 19 U	< 20 U	< 20 U	< 20 U
Benzo(K)Fluoranthene	207-08-9	ug/kg		< 20 U	< 20 U	< 19 U	< 19 U	< 20 U	< 20 U	< 20 U
CHRYSENE	218-01-9	ug/kg		< 20 U	< 20 U	< 19 U	< 19 U	< 20 U	< 20 U	< 20 U
DIBENZ(A,H)ANTHRACENE	53-70-3	ug/kg		< 20 U	< 20 U	< 19 U	< 19 U	< 20 U	< 20 U	< 20 U
FLUORANTHENE	206-44-0	ug/kg		< 20 UJ	< 20 UJ	< 19 UJ	< 19 UJ	< 20 UJ	< 20 UJ	< 20 UJ
FLUORENE	86-73-7	ug/kg		< 20 U	< 20 U	< 19 U	< 19 U	< 20 U	< 20 U	< 20 U
INDENO(1,2,3-C,D)PYRENE	193-39-5	ug/kg		< 20 U	< 20 U	10.5 J	< 19 U	< 20 U	< 20 U	< 20 U
Naphthalene	91-20-3	ug/kg		< 20 U	< 20 U	< 19 U	< 19 U	< 20 U	< 20 U	< 20 U
PHENANTHRENE	85-01-8	ug/kg		< 20 U	< 20 U	< 19 U	< 19 U	< 20 U	< 20 U	< 20 U
PYRENE	129-00-0	ug/kg		< 20 U	< 20 U	< 19 U	< 19 U	< 20 U	< 20 U	< 20 U
Total PAHs	Tot_PAH	ug/kg		< 20 U	< 20 U	10.5	< 19 U	< 20 U	< 20 U	< 20 U
Total PAHs, High Molecular Weight	HPAH	ug/kg		< 20 U	< 20 U	10.5	< 19 U	< 20 U	< 20 U	< 20 U
Total PAHs, Low Molecular Weight	LPAH	ug/kg		< 20 U	< 20 U	< 19 U	< 19 U	< 20 U	< 20 U	< 20 U

Table 21
Phase 1 and 2 Reach Mussel Tissue Sample Analytical Results
Phase 2 Data Evaluation Summary Memorandum
Lower Neponset River
Boston and Milton, Massachusetts

Notes:
(a) Bold font indicates detected concentration.

Sums and TEQ:
(a) The homolog groups sums for PCBs and PCDD/Fs were calculated by summing the detected congeners in each group; if no congeners in a group were detected, the maximum reporting detection limit for any individual congener in that homolog group was used.
(b) The concentration of total PCB congeners was calculated as the sum of detected congeners in each sample.
(c) Total PAHs, total HMW PAHs, and total LMW PAHs were calculated as the sum of all or select detected concentrations of the following: acenaphthene (LMW), acenaphthylene (LMW), anthracene (LMW), fluorene (LMW), 2-methylnaphthalene (LMW), naphthalene (LMW), phenanthrene (LMW), benzo(a)anthracene (HMW), benzo(b)fluoranthene (HMW), benzo(k)fluoranthene (HMW), benzo(g,h,i)perylene (HMW), benzo(a)pyrene (HMW), chrysene (HMW), dibenzo(a,h)anthracene (HMW), fluoranthene (HMW), indeno(1,2,3-cd)pyrene (HMW), and pyrene (HMW); if no PAHs in a group were detected, the maximum reporting detection limit for any individual PAH in that group was used.
(d) PCDD/F TEQ and PCB Toxic Equivalency (TEQ) values were calculated by summing the detected compounds in each group that have been multiplied by their specific Toxic Equivalency Factors (TEFs); see Table 51 for more details. For any sample that did not have any detected compounds, the resulting TEQ is shown as a zero.
(e) For coelution of dioxin-like (DL) and non-DL congeners, TEF is applied to the full reported concentration.
(f) Calculated total values are inclusive of Estimated Maximum Possible Concentration (EMPC) results.

Analytes:
PAH - polycyclic aromatic hydrocarbons
PCB - polychlorinated biphenyl
PCDD/F - polychlorinated dibenzodioxins/furans
TAL - target analyte list
TCL - target compound list

Units:
% - percent
mg/kg - miligrams per kilogram
ng/g - nanograms per gram
pg/g - picograms per gram
ug/kg - micrograms per kilogram

Qualifiers:
J - The analyte was positively identified; the associated numerical value is the approximate concentration of the analyte in the sample.
J- -The analyte was positively identified; the associated numerical value is the approximate concentration of the analyte in the sample with a potential low bias.
J+ - The analyte was positively identified; the associated numerical value is the approximate concentration of the analyte in the sample with a potential high bias.
JN - The analyte was tentatively identified; the associated numerical value is the approximate concentration of the analyte in the sample.
UJ - The analyte was not detected above the reported detection limit. However, the reported detection limit is approximate and may or may not represent the actual limit of quantitation necessary to accurately and precisely measure the analyte in the sample.
U - The analyte was analyzed for but was not detected above the reported detection limit.

Sample Type:
N - normal
FD - field duplicate

Text Type:
Bold font indicates detected concentration.

Table 22
Time Zero Mussel Tisue Sample Analytical Results Compared to Ecological PALs
Phase 2 Data Evaluation Summary Memorandum
Lower Neponset River
Boston and Milton, Massachusetts

			Location	24E-Time Zero
			Sample Name	24E-06T0-XS
			Sample Date	6/20/2024
			Sample Type	N
Analyte	CAS Number	Ecological PAL	Units (Wet Weight)	
PCDD/F				
Total PCDD/F TEQ (Bird)	TEQ-B-DF	8	pg/g	0.004
Total PCDD/F TEQ (Fish)	TEQ-F-DF	6.4	pg/g	0.004
Total PCDD/F TEQ (Mammal)	TEQ-M-DF	0.58	pg/g	0.008
Mercury				
Methyl Mercury	22967-92-6	74	ng/g	7 J+
Mercury	7439-97-6	74	ng/g	35.2 J-
PCB Congeners				
PCB-TEQ (Bird)	TEQ-B-PCB	8	pg/g	0.20
PCB-TEQ (Fish)	TEQ-F-PCB	6.4	pg/g	0.001
PCB-TEQ (Mammal)	TEQ-M-PCB	0.58	pg/g	0.005
Total PCB Congeners	Tot_PCB_Co	35000	pg/g	2301.41
TCL Pesticides				
ALDRIN	309-00-2		ug/kg	< 0.22 U
ALPHA BHC (ALPHA HEXACHLOROCYCLOHEXANE)	319-84-6		ug/kg	< 0.26 U
ALPHA ENDOSULFAN (ENDOSULFAN I)	959-98-8		ug/kg	< 0.42 UJ
BETA BHC (BETA HEXACHLOROCYCLOHEXANE)	319-85-7		ug/kg	< 0.40 UJ
BETA ENDOSULFAN (ENDOSULFAN II)	33213-65-9		ug/kg	< 0.35 UJ
cis-Chlordane (alpha-Chlordane)	5103-71-9	60	ug/kg	< 0.12 UJ
DELTA BHC (DELTA HEXACHLOROCYCLOHEXANE)	319-86-8		ug/kg	< 0.28 UJ
DIELDRIN	60-57-1	44	ug/kg	< 0.22 UJ
ENDOSULFAN SULFATE	1031-07-8		ug/kg	< 0.22 U
ENDRIN	72-20-8		ug/kg	< 0.45 U
ENDRIN ALDEHYDE	7421-93-4		ug/kg	< 0.56 UJ
ENDRIN KETONE	53494-70-5		ug/kg	< 0.16 U
GAMMA BHC (LINDANE)	58-89-9		ug/kg	< 0.17 U
HEPTACHLOR	76-44-8		ug/kg	< 0.090 U
HEPTACHLOR EPOXIDE	1024-57-3		ug/kg	< 0.061 U
METHOXYCHLOR	72-43-5		ug/kg	< 0.15 U
P,P'-DDD (4,4'-DDD)	72-54-8	51	ug/kg	0.41 J+
P,P'-DDE (4,4'-DDE)	72-55-9	51	ug/kg	1.3 J+
P,P'-DDT (4,4'-DDT)	50-29-3	51	ug/kg	< 0.35 U
Trans-Chlordane (Gamma-Chlordane)	5103-74-2	60	ug/kg	0.19 J+
TAL Metals				
Aluminum	7429-90-5		mg/kg	< 16 U
Antimony	7440-36-0		mg/kg	< 0.65 U
Arsenic	7440-38-2	6.6	mg/kg	0.26
Barium	7440-39-3		mg/kg	130
Beryllium	7440-41-7		mg/kg	< 0.16 U
Cadmium	7440-43-9	0.15	mg/kg	< 0.16 U
Chromium, Total	7440-47-3		mg/kg	< 0.65 U
Cobalt	7440-48-4		mg/kg	< 0.16 U
Copper	7440-50-8		mg/kg	0.72
Iron	7439-89-6		mg/kg	559 J
Lead	7439-92-1	0.12	mg/kg	< 0.16 U
Manganese	7439-96-5		mg/kg	526 J
Nickel	7440-02-0		mg/kg	< 0.65 U
Selenium	7782-49-2	0.024	mg/kg	< 0.16 U
Silver	7440-22-4		mg/kg	< 0.16 U
Thallium	7440-28-0		mg/kg	< 0.16 U

Table 22
Time Zero Mussel Tisue Sample Analytical Results Compared to Ecological PALs
Phase 2 Data Evaluation Summary Memorandum
Lower Neponset River
Boston and Milton, Massachusetts

			Location	24E-Time Zero
			Sample Name	24E-06T0-XS
			Sample Date	6/20/2024
			Sample Type	N
Analyte	CAS Number	Ecological PAL	Units (Wet Weight)	
Vanadium	7440-62-2		mg/kg	< 0.65 U
Zinc	7440-66-6		mg/kg	13.5
PAHs				
2-Methylnaphthalene	91-57-6		ug/kg	< 19 UJ
Acenaphthene	83-32-9		ug/kg	< 19 U
ACENAPHTHYLENE	208-96-8		ug/kg	< 19 U
ANTHRACENE	120-12-7		ug/kg	< 19 U
BENZO(A)ANTHRACENE	56-55-3		ug/kg	< 19 U
BENZO(A)PYRENE	50-32-8		ug/kg	< 19 U
Benzo(B)Fluoranthene	205-99-2		ug/kg	< 19 U
Benzo(G,H,I)Perylene	191-24-2		ug/kg	< 19 U
Benzo(K)Fluoranthene	207-08-9		ug/kg	< 19 U
CHRYSENE	218-01-9		ug/kg	< 19 U
DIBENZ(A,H)ANTHRACENE	53-70-3		ug/kg	< 19 U
FLUORANTHENE	206-44-0	19000	ug/kg	< 19 UJ
FLUORENE	86-73-7		ug/kg	< 19 U
INDENO(1,2,3-C,D)PYRENE	193-39-5		ug/kg	< 19 U
Naphthalene	91-20-3		ug/kg	< 19 U
PHENANTHRENE	85-01-8		ug/kg	< 19 U
PYRENE	129-00-0	1000	ug/kg	< 19 U

Table 22
Time Zero Mussel Tisue Sample Analytical Results Compared to Ecological PALs
Phase 2 Data Evaluation Summary Memorandum
Lower Neponset River
Boston and Milton, Massachusetts

Notes:
(a) Yellow highlighted values represent detection of the compound at a concentration above the ecological PAL.
(b) Comparison of the data to the PALs is for informational purposes only and is not an indication of risk.
(c) Bold font indicates detected concentration.

Sums and TEQ:
(a) The homolog groups sums for PCBs and PCDD/Fs were calculated by summing the detected congeners in each group; if no congeners in a group were detected, the maximum reporting detection limit for any individual congener in that homolog group was used.
(b) The concentration of total PCB congeners was calculated as the sum of detected congeners in each sample.
(c) PCDD/F TEQ and PCB Toxic Equivalency (TEQ) values were calculated by summing the detected compounds in each group that have been multiplied by their specific Toxic Equivalency Factors (TEFs); see Table 51 for more details. For any sample that did not have any detected compounds, the resulting TEQ is shown as a zero.
(d) For coelution of dioxin-like (DL) and non-DL congeners, TEF is applied to the full reported concentration.
(e) Calculated total values are inclusive of Estimated Maximum Possible Concentration (EMPC) results.

Project Action Limits (PALs):
A blank cell for the PAL indicates no PAL is available.
See Table 51 for additional details.

Analytes:
PAH - polycyclic aromatic hydrocarbons
PCB - polychlorinated biphenyl
PCDD/F - polychlorinated dibenzodioxins/furans
TAL - target analyte list
TCL - target compound list

Units:
mg/kg - milligrams per kilogram
ng/g - nanograms per gram
pg/g - picograms per gram
ug/kg - micrograms per kilogram

Qualifiers:

J - The analyte was positively identified; the associated numerical value is the approximate concentration of the analyte in the sample.
J- -The analyte was positively identified; the associated numerical value is the approximate concentration of the analyte in the sample with a potential low bias.
J+ - The analyte was positively identified; the associated numerical value is the approximate concentration of the analyte in the sample with a potential high bias.
JN - The analyte was tentatively identified; the associated numerical value is the approximate concentration of the analyte in the sample.
UJ - The analyte was not detected above the reported detection limit. However, the reported detection limit is approximate and may or may not represent the actual limit of detection necessary to accurately and precisely measure the analyte in the sample.
U - The analyte was analyzed for but was not detected above the reported sample detection limit.

Sample Type:
N - normal

Table 23
Phase 1 and 2 Reach Mussel Tissue Sample Analytical Results Compared to Ecological PALs
Phase 2 Data Evaluation Summary Memorandum
Lower Neponset River
Boston and Milton, Massachusetts

			Location	24E-0001	24E-0001	24E-0003	24E-0003	24E-0004	24E-0004	24E-0005	24E-0005	24E-0006	24E-0006
			Sample Name	24E-0001-1S	24E-0001-2S	24E-0003-1S	24E-0003-2S	24E-0004-1S	24E-0004-2S	24E-0005-1S	24E-0005-2S	24E-0006-1S	24E-0006-2S
			Sample Date	9/24/2024	9/24/2024	9/24/2024	9/24/2024	9/24/2024	9/24/2024	9/24/2024	9/24/2024	9/24/2024	9/24/2024
			Sample Type	N	N	N	N	N	N	N	N	N	N
			Reach	Phase 1	Phase 1	Phase 1	Phase 1	Phase 1	Phase 1	Phase 2	Phase 2	Phase 2	Phase 2
			Replicate	1	2	1	2	1	2	1	2	1	2
Analyte	CAS Number	Ecological PAL	Units (Wet Weight)										
PCDD/F													
Total PCDD/F TEQ (Bird)	TEQ-B-DF	8	pg/g	1.31	1.11	1.83	1.06	1.39	0.79	1.51	1.15	1.20	0.78
Total PCDD/F TEQ (Fish)	TEQ-F-DF	6.4	pg/g	0.55	0.33	0.52	0.15	0.52	0.08	0.53	0.41	0.42	0.27
Total PCDD/F TEQ (Mammal)	TEQ-M-DF	0.58	pg/g	0.52	0.39	0.62	0.33	0.52	0.16	0.49	0.36	0.35	0.27
Mercury													
Methyl Mercury	22967-92-6	74	ng/g	14.8 J+	12.4 J+	12 J+	19.8 J+	14.5 J+	21.9 J+	22.9 J+	19.2 J+	13.7 J+	20.5 J+
Mercury	7439-97-6	74	ng/g	47.3 J-	39 J-	42.8 J-	34.2 J-	56.5 J-	54.7 J-	63.4 J-	56.2 J-	47.3 J-	52.3 J-
PCB Congeners													
PCB-TEQ (Bird)	TEQ-B-PCB	8	pg/g	11.42	11.77	22.60	19.70	28.73	34.43	47.38	51.95	15.91	15.30
PCB-TEQ (Fish)	TEQ-F-PCB	6.4	pg/g	0.10	0.09	0.15	0.14	0.16	0.20	0.23	0.23	0.11	0.10
PCB-TEQ (Mammal)	TEQ-M-PCB	0.58	pg/g	1.15	1.04	1.53	1.61	1.64	2.08	1.94	2.13	1.26	1.02
Total PCB Congeners	RA_Tot_PCB_Cong	35000	pg/g	121896	115537	221205	197280	293594	420838	248574	248850	134881	118539
TCL Pesticides													
ALDRIN	309-00-2		ug/kg	< 0.22 U	< 0.22 U	< 0.22 U	< 0.22 U	< 0.22 U	< 0.22 U	< 0.22 U	< 0.22 U	< 0.22 U	< 0.22 U
ALPHA BHC (ALPHA HEXACHLOROCYCLOHEXANE)	319-84-6		ug/kg	< 0.26 U	< 0.26 U	< 0.26 U	< 0.26 U	< 0.26 U	< 0.26 U	< 0.26 U	< 0.26 U	< 0.26 U	< 0.26 U
ALPHA ENDOSULFAN (ENDOSULFAN I)	959-98-8		ug/kg	< 0.42 UJ	< 0.42 UJ	< 0.42 UJ	< 0.42 UJ	< 0.42 UJ	< 0.42 UJ	< 0.42 UJ	< 0.42 UJ	< 0.42 UJ	< 0.42 UJ
BETA BHC (BETA HEXACHLOROCYCLOHEXANE)	319-85-7		ug/kg	< 0.40 UJ	< 0.40 UJ	< 0.40 UJ	< 0.40 UJ	< 0.40 UJ	< 0.40 UJ	< 0.40 UJ	< 0.40 UJ	< 0.40 UJ	< 0.40 UJ
BETA ENDOSULFAN (ENDOSULFAN II)	33213-65-9		ug/kg	< 0.35 UJ	< 0.35 UJ	< 0.35 UJ	< 0.35 UJ	< 0.35 UJ	< 0.35 UJ	< 0.35 UJ	< 0.35 UJ	< 0.35 UJ	< 0.35 UJ
cis-Chlordane (alpha-Chlordane)	5103-71-9	60	ug/kg	0.68 J-	0.52 J-	0.66 J-	0.60 J-	0.60 J-	0.65 J-	0.29 J-	0.17 J-	0.22 J-	0.24 J-
DELTA BHC (DELTA HEXACHLOROCYCLOHEXANE)	319-86-8		ug/kg	< 0.28 UJ	< 0.28 UJ	< 0.28 UJ	< 0.28 UJ	< 0.28 UJ	< 0.28 UJ	< 0.28 UJ	< 0.28 UJ	< 0.28 UJ	< 0.28 UJ
DIELDRIN	60-57-1	44	ug/kg	< 0.22 UJ	< 0.22 UJ	< 0.22 UJ	< 0.22 UJ	< 0.22 UJ	< 0.22 UJ	< 0.22 UJ	< 0.22 UJ	< 0.22 UJ	< 0.22 UJ
ENDOSULFAN SULFATE	1031-07-8		ug/kg	< 0.22 U	< 0.22 U	< 0.22 U	< 0.22 U	< 0.22 U	< 0.22 U	< 0.22 U	< 0.22 U	< 0.22 U	< 0.22 U
ENDRIN	72-20-8		ug/kg	< 0.45 U	< 0.45 U	< 0.45 U	< 0.45 U	< 0.45 U	< 0.45 U	< 0.45 U	< 0.45 U	< 0.45 U	< 0.45 U
ENDRIN ALDEHYDE	7421-93-4		ug/kg	< 0.56 UJ	< 0.56 UJ	< 0.56 UJ	< 0.56 UJ	< 0.56 UJ	< 0.56 UJ	< 0.56 UJ	< 0.56 UJ	< 0.56 UJ	< 0.56 UJ
ENDRIN KETONE	53494-70-5		ug/kg	< 0.16 U	< 0.16 U	< 0.16 U	< 0.16 U	< 0.16 U	< 0.16 U	< 0.16 U	< 0.16 U	< 0.16 U	< 0.16 U
GAMMA BHC (LINDANE)	58-89-9		ug/kg	< 0.17 U	< 0.17 U	< 0.17 U	< 0.17 U	< 0.17 U	< 0.17 U	< 0.17 U	< 0.17 U	< 0.17 U	< 0.17 U
HEPTACHLOR	76-44-8		ug/kg	< 0.090 U	< 0.090 U	< 0.090 U	< 0.090 U	< 0.090 U	< 0.090 U	< 0.090 U	< 0.090 U	< 0.090 U	< 0.090 U
HEPTACHLOR EPOXIDE	1024-57-3		ug/kg	< 0.061 U	< 0.061 U	< 0.061 U	< 0.061 U	< 0.061 U	< 0.061 U	< 0.061 U	< 0.061 U	< 0.061 U	< 0.061 U
METHOXYCHLOR	72-43-5		ug/kg	< 0.15 U	< 0.15 U	< 0.15 U	< 0.15 U	< 0.15 U	< 0.15 U	< 0.15 U	< 0.15 U	< 0.15 U	< 0.15 U
P,P'-DDD (4,4'-DDD)	72-54-8	51	ug/kg	1.2 J+	0.89 J+	1.3 J+	1.3 J+	2.0 J+	1.4 J+	0.87 J+	0.92 J+	0.63 J+	1.1 J+
P,P'-DDE (4,4'-DDE)	72-55-9	51	ug/kg	1.4 J+	1.0 J+	1.5 J+	1.1 J+	1.8 J+	1.4 J+	0.89 J+	0.86 J+	< 0.70 U	1.1 J+
P,P'-DDT (4,4'-DDT)	50-29-3	51	ug/kg	< 0.35 U	< 0.35 U	< 0.35 U	< 0.35 U	< 0.35 U	< 0.35 U	< 0.35 U	< 0.35 U	< 0.35 U	< 0.35 U
Trans-Chlordane (Gamma-Chlordane)	5103-74-2	60	ug/kg	0.65 J+	0.56 J+	0.65 J+	0.56 J+	0.63 J+	0.66 J+	0.54 J+	0.49 J+	0.29 J+	0.63 J+

Table 23
Phase 1 and 2 Reach Mussel Tissue Sample Analytical Results Compared to Ecological PALs
Phase 2 Data Evaluation Summary Memorandum
Lower Neponset River
Boston and Milton, Massachusetts

				Location	24E-0001	24E-0001	24E-0003	24E-0003	24E-0004	24E-0004	24E-0005	24E-0005	24E-0006	24E-0006
				Sample Name	24E-0001-1S	24E-0001-2S	24E-0003-1S	24E-0003-2S	24E-0004-1S	24E-0004-2S	24E-0005-1S	24E-0005-2S	24E-0006-1S	24E-0006-2S
				Sample Date	9/24/2024	9/24/2024	9/24/2024	9/24/2024	9/24/2024	9/24/2024	9/24/2024	9/24/2024	9/24/2024	9/24/2024
				Sample Type	N	N	N	N	N	N	N	N	N	N
				Reach	Phase 1	Phase 1	Phase 1	Phase 1	Phase 1	Phase 1	Phase 2	Phase 2	Phase 2	Phase 2
				Replicate	1	2	1	2	1	2	1	2	1	2
TAL Metals														
Aluminum	7429-90-5		mg/kg		< 17 U	< 17 U	< 16 U	< 17 U	< 16 U	< 17 U	< 17 U	< 17 U	< 17 U	< 17 U
Antimony	7440-36-0		mg/kg		< 0.69 U	< 0.66 U	< 0.66 U	< 0.66 U	< 0.65 U	< 0.68 U	< 0.68 U	< 0.66 U	< 0.68 U	< 0.68 U
Arsenic	7440-38-2	6.6	mg/kg		0.34	0.26	0.25	0.29	0.33	0.4	0.31	0.38	0.35	0.33
Barium	7440-39-3		mg/kg		345	247	128	196	205	406	194	359	283	239
Beryllium	7440-41-7		mg/kg		< 0.17 U	< 0.17 U	< 0.16 U	< 0.17 U	< 0.16 U	< 0.17 U	< 0.17 U	< 0.17 U	< 0.17 U	< 0.17 U
Cadmium	7440-43-9	0.15	mg/kg		0.18 J	0.18 J	< 0.16 U	< 0.17 U	0.16 J	0.18 J	< 0.17 U	0.20 J	< 0.17 U	< 0.17 U
Chromium, Total	7440-47-3		mg/kg		< 0.69 U	< 0.66 U	< 0.66 U	< 0.66 U	< 0.65 U	0.73	< 0.68 U	< 0.66 U	< 0.68 U	< 0.68 U
Cobalt	7440-48-4		mg/kg		< 0.17 U	< 0.17 U	< 0.16 U	< 0.17 U	< 0.16 U	< 0.17 U	< 0.17 U	< 0.17 U	< 0.17 U	< 0.17 U
Copper	7440-50-8		mg/kg		1.6	1.8	1.2	2.2	1.7	1.9	1.3	1.5	1.7	0.96
Iron	7439-89-6		mg/kg		1490 J	1030 J	596 J	757 J	1050 J	1400 J	799 J	1390 J	1070 J	1100 J
Lead	7439-92-1	0.12	mg/kg		0.3	0.26	< 0.16 U	0.21	0.29	0.39	0.29	0.28	0.26	0.22
Manganese	7439-96-5		mg/kg		924 J	909 J	481 J	710 J	1140 J	1690 J	732 J	1430 J	1100 J	848 J
Nickel	7440-02-0		mg/kg		< 0.69 U	< 0.66 U	< 0.66 U	< 0.66 U	< 0.65 U	< 0.68 U	< 0.68 U	< 0.66 U	< 0.68 U	< 0.68 U
Selenium	7782-49-2	0.024	mg/kg		0.2	0.22	0.2	0.26	0.26	0.31	0.21	0.23	< 0.17 U	0.27
Silver	7440-22-4		mg/kg		< 0.17 U	< 0.17 U	< 0.16 U	< 0.17 U	< 0.16 U	< 0.17 U	< 0.17 U	< 0.17 U	< 0.17 U	< 0.17 U
Thallium	7440-28-0		mg/kg		< 0.17 U	< 0.17 U	< 0.16 U	< 0.17 U	< 0.16 U	< 0.17 U	< 0.17 U	< 0.17 U	< 0.17 U	< 0.17 U
Vanadium	7440-62-2		mg/kg		< 0.69 U	< 0.66 U	< 0.66 U	< 0.66 U	< 0.65 U	< 0.68 U	< 0.68 U	< 0.66 U	< 0.68 U	< 0.68 U
Zinc	7440-66-6		mg/kg		26.2	23	12.1	18.2	27.3	31.1	20.4	32.6	26	20.2
PAHs														
2-Methylnaphthalene	91-57-6		ug/kg		< 20 UJ	< 19 UJ	< 19 UJ	< 20 UJ	< 19 UJ	< 19 UJ	< 19 UJ	< 20 UJ	< 20 UJ	< 19 UJ
Acenaphthene	83-32-9		ug/kg		< 20 U	< 19 U	< 19 U	< 20 U	< 19 U	< 19 U	< 19 U	< 20 U	< 20 U	< 19 U
ACENAPHTHYLENE	208-96-8		ug/kg		< 20 U	< 19 U	< 19 U	< 20 U	< 19 U	< 19 U	< 19 U	< 20 U	< 20 U	< 19 U
ANTHRACENE	120-12-7		ug/kg		< 20 U	< 19 U	< 19 U	< 20 U	< 19 U	< 19 U	< 19 U	< 20 U	< 20 U	< 19 U
BENZO(A)ANTHRACENE	56-55-3		ug/kg		< 20 U	< 19 U	< 19 U	< 20 U	< 19 U	< 19 U	< 19 U	< 20 U	< 20 U	< 19 U
BENZO(A)PYRENE	50-32-8		ug/kg		< 20 U	< 19 U	< 19 U	< 20 U	< 19 U	< 19 U	< 19 U	< 20 U	< 20 U	< 19 U
Benzo(B)Fluoranthene	205-99-2		ug/kg		< 20 U	< 19 U	< 19 U	< 20 U	< 19 U	< 19 U	< 19 U	< 20 U	< 20 U	< 19 U
Benzo(G,H,I)Perylene	191-24-2		ug/kg		< 20 U	< 19 U	< 19 U	< 20 U	< 19 U	< 19 U	< 19 U	< 20 U	< 20 U	< 19 U
Benzo(K)Fluoranthene	207-08-9		ug/kg		< 20 U	< 19 U	< 19 U	< 20 U	< 19 U	< 19 U	< 19 U	< 20 U	< 20 U	< 19 U
CHRYSENE	218-01-9		ug/kg		< 20 U	< 19 U	< 19 U	< 20 U	< 19 U	< 19 U	< 19 U	< 20 U	< 20 U	< 19 U
DIBENZ(A,H)ANTHRACENE	53-70-3		ug/kg		< 20 U	< 19 U	< 19 U	< 20 U	< 19 U	< 19 U	< 19 U	< 20 U	< 20 U	< 19 U
FLUORANTHENE	206-44-0	19000	ug/kg		< 20 UJ	10.0 J-	< 19 UJ	< 20 UJ	< 19 UJ	9.95 J-	< 19 UJ	< 20 UJ	< 20 UJ	< 19 UJ
FLUORENE	86-73-7		ug/kg		< 20 U	< 19 U	< 19 U	< 20 U	< 19 U	< 19 U	< 19 U	< 20 U	< 20 U	< 19 U
INDENO(1,2,3-C,D)PYRENE	193-39-5		ug/kg		< 20 U	10.6 J	12.7 J	15.3 J	< 19 U	10.5 J	< 19 U	< 20 U	< 20 U	< 19 U
Naphthalene	91-20-3		ug/kg		< 20 U	< 19 U	< 19 U	< 20 U	< 19 U	< 19 U	< 19 U	< 20 U	< 20 U	< 19 U
PHENANTHRENE	85-01-8		ug/kg		< 20 U	< 19 U	< 19 U	< 20 U	< 19 U	< 19 U	< 19 U	< 20 U	< 20 U	< 19 U
PYRENE	129-00-0	1000	ug/kg		9.86 J	12.6 J	< 19 U	< 20 U	< 19 U	10.9 J	< 19 U	< 20 U	< 20 U	< 19 U

Table 23
Phase 1 and 2 Reach Mussel Tissue Sample Analytical Results Compared to Ecological PALs
Phase 2 Data Evaluation Summary Memorandum
Lower Neponset River
Boston and Milton, Massachusetts

			Location	24E-0006	24E-0007A	24E-0007A	24E-0008	24E-0008	24E-0009	24E-0009
			Sample Name	24E-0006-1D	24E-0007A-1S	24E-0007A-2S	24E-0008-1S	24E-0008-2S	24E-0009-1S	24E-0009-2S
			Sample Date	9/24/2024	9/24/2024	9/24/2024	9/24/2024	9/24/2024	9/24/2024	9/24/2024
			Sample Type	FD	N	N	N	N	N	N
			Reach	Phase 2	Phase 2	Phase 2	Phase 2	Phase 2	Phase 2	Phase 2
			Replicate	Field Duplicate	1	2	1	2	1	2
Analyte	CAS Number	Ecological PAL	Units (Wet Weight)							
PCDD/F										
Total PCDD/F TEQ (Bird)	TEQ-B-DF	8	pg/g	0.91	0.01	1.55	0.53	1.90	1.73	0.90
Total PCDD/F TEQ (Fish)	TEQ-F-DF	6.4	pg/g	0.24	0.01	0.48	0.21	0.59	0.49	0.23
Total PCDD/F TEQ (Mammal)	TEQ-M-DF	0.58	pg/g	0.28	0.03	0.47	0.19	0.53	0.45	0.26
Mercury										
Methyl Mercury	22967-92-6	74	ng/g	16.5 J+	18.6 J+	18.5 J+	15.2 J+	15.8 J+	13 J+	12.8 J+
Mercury	7439-97-6	74	ng/g	52.1 J-	63.6 J-	61 J-	77.3 J-	86.9 J-	49.6 J-	49.8 J-
PCB Congeners										
PCB-TEQ (Bird)	TEQ-B-PCB	8	pg/g	16.77	8.74	20.71	8.17	16.11	28.44	25.06
PCB-TEQ (Fish)	TEQ-F-PCB	6.4	pg/g	0.11	0.06	0.14	0.05	0.10	0.17	0.14
PCB-TEQ (Mammal)	TEQ-M-PCB	0.58	pg/g	1.18	0.62	1.59	0.56	1.03	1.61	1.30
Total PCB Congeners	RA_Tot_PCB_Cong	35000	pg/g	128595	59003.5	141847	64414.1	129506	211451	173806
TCL Pesticides										
ALDRIN	309-00-2		ug/kg	< 0.22 U	< 0.22 U	< 0.22 U	< 0.22 U	< 0.22 U	< 0.22 U	< 0.22 U
ALPHA BHC (ALPHA HEXACHLOROCYCLOHEXANE)	319-84-6		ug/kg	< 0.26 U	< 0.26 U	< 0.26 U	< 0.26 U	< 0.26 U	< 0.26 U	< 0.26 U
ALPHA ENDOSULFAN (ENDOSULFAN I)	959-98-8		ug/kg	< 0.42 UJ	< 0.42 UJ	< 0.42 UJ	< 0.42 UJ	< 0.42 UJ	< 0.42 UJ	< 0.42 UJ
BETA BHC (BETA HEXACHLOROCYCLOHEXANE)	319-85-7		ug/kg	< 0.40 UJ	< 0.40 UJ	< 0.40 UJ	< 0.40 UJ	< 0.40 UJ	< 0.40 UJ	< 0.40 UJ
BETA ENDOSULFAN (ENDOSULFAN II)	33213-65-9		ug/kg	< 0.35 UJ	< 0.35 UJ	< 0.35 UJ	< 0.35 UJ	< 0.35 UJ	< 0.35 UJ	< 0.35 UJ
cis-Chlordane (alpha-Chlordane)	5103-71-9	60	ug/kg	0.17 J-	0.69 J-	0.61 J-	0.15 J-	0.18 J-	0.18 J-	0.23 J-
DELTA BHC (DELTA HEXACHLOROCYCLOHEXANE)	319-86-8		ug/kg	< 0.28 UJ	< 0.28 UJ	< 0.28 UJ	< 0.28 UJ	< 0.28 UJ	< 0.28 UJ	< 0.28 UJ
DIELDRIN	60-57-1	44	ug/kg	< 0.22 UJ	< 0.22 UJ	< 0.22 UJ	< 0.22 UJ	< 0.22 UJ	< 0.22 UJ	< 0.22 UJ
ENDOSULFAN SULFATE	1031-07-8		ug/kg	< 0.22 U	< 0.22 U	< 0.22 U	< 0.22 U	< 0.22 U	< 0.22 U	< 0.22 U
ENDRIN	72-20-8		ug/kg	< 0.45 U	< 0.45 U	< 0.45 U	< 0.45 U	< 0.45 U	< 0.45 U	< 0.45 U
ENDRIN ALDEHYDE	7421-93-4		ug/kg	< 0.56 UJ	< 0.56 UJ	< 0.56 UJ	< 0.56 UJ	< 0.56 UJ	< 0.56 UJ	< 0.56 UJ
ENDRIN KETONE	53494-70-5		ug/kg	< 0.16 U	< 0.16 U	< 0.16 U	< 0.16 U	< 0.16 U	< 0.16 U	< 0.16 U
GAMMA BHC (LINDANE)	58-89-9		ug/kg	< 0.17 U	< 0.17 U	< 0.17 U	< 0.17 U	< 0.17 U	< 0.17 U	< 0.17 U
HEPTACHLOR	76-44-8		ug/kg	< 0.090 U	< 0.090 U	< 0.090 U	< 0.090 U	< 0.090 U	< 0.090 U	< 0.090 U
HEPTACHLOR EPOXIDE	1024-57-3		ug/kg	< 0.061 U	< 0.061 U	< 0.061 U	< 0.061 U	< 0.061 U	< 0.061 U	< 0.061 U
METHOXYCHLOR	72-43-5		ug/kg	< 0.15 U	< 0.15 U	< 0.15 U	< 0.15 U	< 0.15 U	< 0.15 U	< 0.15 U
P,P'-DDD (4,4'-DDD)	72-54-8	51	ug/kg	1.0 J+	0.99 J+	1.0 J+	0.57 J+	0.98 J+	0.87 J+	0.90 J+
P,P'-DDE (4,4'-DDE)	72-55-9	51	ug/kg	0.91 J+	0.87 J+	1.0 J+	< 0.70 U	0.98 J+	0.85 J+	0.93 J+
P,P'-DDT (4,4'-DDT)	50-29-3	51	ug/kg	< 0.35 U	< 0.35 U	< 0.35 U	< 0.35 U	< 0.35 U	< 0.35 U	< 0.35 U
Trans-Chlordane (Gamma-Chlordane)	5103-74-2	60	ug/kg	0.50 J+	0.72 J+	0.60 J+	0.27 J+	0.44 J+	0.46 J+	0.49 J+

Table 23
Phase 1 and 2 Reach Mussel Tissue Sample Analytical Results Compared to Ecological PALs
Phase 2 Data Evaluation Summary Memorandum
Lower Neponset River
Boston and Milton, Massachusetts

				Location	24E-0006	24E-0007A	24E-0007A	24E-0008	24E-0008	24E-0009	24E-0009
				Sample Name	24E-0006-1D	24E-0007A-1S	24E-0007A-2S	24E-0008-1S	24E-0008-2S	24E-0009-1S	24E-0009-2S
				Sample Date	9/24/2024	9/24/2024	9/24/2024	9/24/2024	9/24/2024	9/24/2024	9/24/2024
				Sample Type	FD	N	N	N	N	N	N
				Reach	Phase 2	Phase 2	Phase 2	Phase 2	Phase 2	Phase 2	Phase 2
				Replicate	Field Duplicate	1	2	1	2	1	2
TAL Metals											
Aluminum	7429-90-5		mg/kg		< 17 U	< 16 U	< 16 U	< 17 U	< 16 U	< 16 U	< 17 U
Antimony	7440-36-0		mg/kg		< 0.68 U	< 0.65 U	< 0.65 U	< 0.67 U	< 0.65 U	< 0.66 U	< 0.68 U
Arsenic	7440-38-2	6.6	mg/kg		0.36	0.2	0.32	0.22	0.38	0.4	0.3
Barium	7440-39-3		mg/kg		281	135	295	145	266	304	239
Beryllium	7440-41-7		mg/kg		< 0.17 U	< 0.16 U	< 0.16 U	< 0.17 U	< 0.16 U	< 0.16 U	< 0.17 U
Cadmium	7440-43-9	0.15	mg/kg		< 0.17 U	< 0.16 U	< 0.16 U	< 0.17 U	< 0.16 U	0.17 J	< 0.17 U
Chromium, Total	7440-47-3		mg/kg		< 0.68 U	< 0.65 U	< 0.65 U	< 0.67 U	< 0.65 U	< 0.66 U	< 0.68 U
Cobalt	7440-48-4		mg/kg		< 0.17 U	< 0.16 U	< 0.16 U	< 0.17 U	< 0.16 U	< 0.16 U	< 0.17 U
Copper	7440-50-8		mg/kg		0.96	1.1	1	0.73	1.9	1.3	1.4
Iron	7439-89-6		mg/kg		1200 J	583 J	1110 J	603 J	1120 J	1090 J	1010 J
Lead	7439-92-1	0.12	mg/kg		0.18	< 0.16 U	0.28	0.25	0.26	0.3	0.37
Manganese	7439-96-5		mg/kg		1020 J	388 J	1230 J	667 J	851 J	1310 J	911 J
Nickel	7440-02-0		mg/kg		< 0.68 U	< 0.65 U	< 0.65 U	< 0.67 U	< 0.65 U	< 0.66 U	< 0.68 U
Selenium	7782-49-2	0.024	mg/kg		0.19	0.2	0.25	0.17	0.17	< 0.16 U	0.2
Silver	7440-22-4		mg/kg		< 0.17 U	< 0.16 U	< 0.16 U	< 0.17 U	< 0.16 U	< 0.16 U	< 0.17 U
Thallium	7440-28-0		mg/kg		< 0.17 U	< 0.16 U	< 0.16 U	< 0.17 U	< 0.16 U	< 0.16 U	< 0.17 U
Vanadium	7440-62-2		mg/kg		< 0.68 U	< 0.65 U	< 0.65 U	< 0.67 U	< 0.65 U	< 0.66 U	< 0.68 U
Zinc	7440-66-6		mg/kg		21.9	10.2	23.6	15.6	20.5	27.3	22
PAHs											
2-Methylnaphthalene	91-57-6		ug/kg		< 20 UJ	< 20 UJ	< 19 UJ	< 19 UJ	< 20 UJ	< 20 UJ	< 20 UJ
Acenaphthene	83-32-9		ug/kg		< 20 U	< 20 U	< 19 U	< 19 U	< 20 U	< 20 U	< 20 U
ACENAPHTHYLENE	208-96-8		ug/kg		< 20 U	< 20 U	< 19 U	< 19 U	< 20 U	< 20 U	< 20 U
ANTHRACENE	120-12-7		ug/kg		< 20 U	< 20 U	< 19 U	< 19 U	< 20 U	< 20 U	< 20 U
BENZO(A)ANTHRACENE	56-55-3		ug/kg		< 20 U	< 20 U	< 19 U	< 19 U	< 20 U	< 20 U	< 20 U
BENZO(A)PYRENE	50-32-8		ug/kg		< 20 U	< 20 U	< 19 U	< 19 U	< 20 U	< 20 U	< 20 U
Benzo(B)Fluoranthene	205-99-2		ug/kg		< 20 U	< 20 U	< 19 U	< 19 U	< 20 U	< 20 U	< 20 U
Benzo(G,H,I)Perylene	191-24-2		ug/kg		< 20 U	< 20 U	< 19 U	< 19 U	< 20 U	< 20 U	< 20 U
Benzo(K)Fluoranthene	207-08-9		ug/kg		< 20 U	< 20 U	< 19 U	< 19 U	< 20 U	< 20 U	< 20 U
CHRYSENE	218-01-9		ug/kg		< 20 U	< 20 U	< 19 U	< 19 U	< 20 U	< 20 U	< 20 U
DIBENZ(A,H)ANTHRACENE	53-70-3		ug/kg		< 20 U	< 20 U	< 19 U	< 19 U	< 20 U	< 20 U	< 20 U
FLUORANTHENE	206-44-0	19000	ug/kg		< 20 UJ	< 20 UJ	< 19 UJ	< 19 UJ	< 20 UJ	< 20 UJ	< 20 UJ
FLUORENE	86-73-7		ug/kg		< 20 U	< 20 U	< 19 U	< 19 U	< 20 U	< 20 U	< 20 U
INDENO(1,2,3-C,D)PYRENE	193-39-5		ug/kg		< 20 U	< 20 U	10.5 J	< 19 U	< 20 U	< 20 U	< 20 U
Naphthalene	91-20-3		ug/kg		< 20 U	< 20 U	< 19 U	< 19 U	< 20 U	< 20 U	< 20 U
PHENANTHRENE	85-01-8		ug/kg		< 20 U	< 20 U	< 19 U	< 19 U	< 20 U	< 20 U	< 20 U
PYRENE	129-00-0	1000	ug/kg		< 20 U	< 20 U	< 19 U	< 19 U	< 20 U	< 20 U	< 20 U

Table 23
Phase 1 and 2 Reach Mussel Tissue Sample Analytical Results Compared to Ecological PALs
Phase 2 Data Evaluation Summary Memorandum
Lower Neponset River
Boston and Milton, Massachusetts

Notes:
(a) Yellow highlighted values represent detection of the compound at a concentration above the ecological PAL.
(b) Comparison of the data to the PALs is for informational purposes only and is not an indication of risk.
(c) Bold font indicates detected concentration.

Sums and TEQ:
(a) The homolog groups sums for PCBs and PCDD/Fs were calculated by summing the detected congeners in each group; if no congeners in a group were detected, the maximum reporting detection limit for any individual congener in that homolog group was used.
(b) The concentration of total PCB congeners was calculated as the sum of detected congeners in each sample.
(c) PCDD/F TEQ and PCB Toxic Equivalency (TEQ) values were calculated by summing the detected compounds in each group that have been multiplied by their specific Toxic Equivalency Factors (TEFs); see Table 51 for more details. For any sample that did not have any detected compounds, the resulting TEQ is shown as a zero.
(d) For coelution of dioxin-like (DL) and non-DL congeners, TEF is applied to the full reported concentration.
(e) Calculated total values are inclusive of Estimated Maximum Possible Concentration (EMPC) results.

Project Action Limits (PALs):
A blank cell for the PAL indicates no PAL is available.
See Table 51 for additional details.

Analytes:
PAH - polycyclic aromatic hydrocarbons
PCB - polychlorinated biphenyl
PCDD/F - polychlorinated dibenzodioxins/furans
TAL - target analyte list
TCL - target compound list

Units:
mg/kg - milligrams per kilogram
ng/g - nanograms per gram
pg/g - picograms per gram
ug/kg - micrograms per kilogram

Qualifiers:
J - The analyte was positively identified; the associated numerical value is the approximate concentration of the analyte in the sample.
J- -The analyte was positively identified; the associated numerical value is the approximate concentration of the analyte in the sample with a potential low bias.
J+ - The analyte was positively identified; the associated numerical value is the approximate concentration of the analyte in the sample with a potential high bias.
JN - The analyte was tentatively identified; the associated numerical value is the approximate concentration of the analyte in the sample.
UJ - The analyte was not detected above the reported detection limit. However, the reported detection limit is approximate and may or may not represent the actual limit of detection necessary to accurately and precisely measure the analyte in the sample.
U - The analyte was analyzed for but was not detected above the reported sample detection limit.

Sample Type:
N - normal
FD - field duplicate

Table 24
Phase 1 Reach Mussel Tissue Analytical Results Statistics
Phase 2 Data Evaluation Summary Memorandum
Lower Neponset River
Boston and Milton, Massachusetts

Analyte	CAS Number	Units(Wet Weight)	Selected COC?	Number of Samples	Number of Detections	Min. Detected Value	Max Detected Value	Avg. Detected Values	Max RDL	Location of Max. Detection
PCDD/Fs										
1,2,3,4,6,7,8-HEPTACHLORODIBENZOFURAN	67562-39-4	pg/g		6	6	1.91	3.41	2.69	0.571	24E-0003
1,2,3,4,6,7,8-HEPTACHLORODIBENZO-P-DIOXIN	35822-46-9	pg/g		6	6	3.89	5.32	4.61	0.601	24E-0003
1,2,3,4,7,8,9-HEPTACHLORODIBENZOFURAN	55673-89-7	pg/g		6	1	0.171	0.171	0.171	0.624	24E-0001
1,2,3,4,7,8-HEXACHLORODIBENZOFURAN	70648-26-9	pg/g		6	5	0.153	0.358	0.265	1.1	24E-0003
1,2,3,4,7,8-HEXACHLORODIBENZO-P-DIOXIN	39227-28-6	pg/g		6	2	0.241	0.284	0.263	0.903	24E-0001
1,2,3,6,7,8-HEXACHLORODIBENZOFURAN	57117-44-9	pg/g		6	5	0.212	0.383	0.294	1.24	24E-0003
1,2,3,6,7,8-HEXACHLORODIBENZO-P-DIOXIN	57653-85-7	pg/g		6	5	0.8	0.927	0.857	0.899	24E-0003
1,2,3,7,8,9-HEXACHLORODIBENZOFURAN	72918-21-9	pg/g		6	0				1.21	-
1,2,3,7,8,9-HEXACHLORODIBENZO-P-DIOXIN	19408-74-3	pg/g		6	3	0.338	0.366	0.355	0.865	24E-0001
1,2,3,7,8-PENTACHLORODIBENZOFURAN	57117-41-6	pg/g		6	0				0.52	-
1,2,3,7,8-PENTACHLORODIBENZO-P-DIOXIN	40321-76-4	pg/g		6	0				0.618	-
2,3,4,6,7,8-HEXACHLORODIBENZOFURAN	60851-34-5	pg/g		6	4	0.279	0.33	0.304	1.27	24E-0003
2,3,4,7,8-PENTACHLORODIBENZOFURAN	57117-31-4	pg/g		6	4	0.389	0.621	0.493	0.55	24E-0003
2,3,7,8-TETRACHLORODIBENZOFURAN	51207-31-9	pg/g		6	6	0.616	1.02	0.789	0.592	24E-0003
2,3,7,8-TETRACHLORODIBENZO-P-DIOXIN	1746-01-6	pg/g		6	0				0.724	-
OCTACHLORODIBENZOFURAN	39001-02-0	pg/g		6	6	2.68	5.43	3.99	2.31	24E-0003
OCTACHLORODIBENZO-P-DIOXIN	3268-87-9	pg/g		6	6	16.6	29.9	22.5	2.57	24E-0003
Total HpCDD	RA_Total_HpCDD	pg/g		6	6	6.81	9.41	8.11	0.601	24E-0003
Total HpCDF	RA_Total_HpCDF	pg/g		6	6	4.51	6.8	5.5	0.624	24E-0003
Total HxCDD	RA_Total_HxCDD	pg/g		6	6	0.595	4.41	3.29	0.903	24E-0003
Total HxCDF	RA_Total_HxCDF	pg/g		6	6	4	6.35	5.15	1.27	24E-0003
Total PeCDD	RA_Total_PeCDD	pg/g		6	3	0.504	0.802	0.647	0.618	24E-0001
Total PeCDF	RA_Total_PeCDF	pg/g		6	6	4.56	5.85	5.13	0.550	24E-0003
Total TCDD	RA_Total_TCDD	pg/g		6	2	0.397	0.511	0.454	0.724	24E-0004
Total TCDF	RA_Total_TCDF	pg/g		6	6	10.8	19.1	15.4	0.592	24E-0003
Total PCDD/F TEQ (Bird)	TEQ-B-DF	pg/g	COC	6	6	0.79	1.83	1.25	-	24E-0003
Total PCDD/F TEQ (Fish)	TEQ-F-DF	pg/g	COC	6	6	0.08	0.55	0.36	-	24E-0001
Total PCDD/F TEQ (Mammal)	TEQ-M-DF	pg/g	COC	6	6	0.16	0.62	0.42	-	24E-0003
Metals and Mercury										
Aluminum	7429-90-5	mg/kg	COC	6	0				17	-
Antimony	7440-36-0	mg/kg	COC	6	0				0.69	-
Arsenic	7440-38-2	mg/kg	COC	6	6	0.25	0.4	0.31	0.17	24E-0004
Barium	7440-39-3	mg/kg	COC	6	6	128	406	255	34	24E-0004
Beryllium	7440-41-7	mg/kg	COC	6	0				0.17	-
Cadmium	7440-43-9	mg/kg	COC	6	4	0.16	0.18	0.18	0.17	24E-0001 24E-0004
Calcium	7440-70-2	mg/kg		6	6	2290	6210	4010	170	24E-0004
Chromium, Total	7440-47-3	mg/kg	COC	6	1	0.73	0.73	0.73	0.69	24E-0004
Cobalt	7440-48-4	mg/kg	COC	6	0				0.17	-
Copper	7440-50-8	mg/kg	COC	6	6	1.2	2.2	1.7	0.69	24E-0003
Iron	7439-89-6	mg/kg	COC	6	6	596	1490	1050	17	24E-0001
Lead	7439-92-1	mg/kg	COC	6	5	0.21	0.39	0.29	0.17	24E-0004
Magnesium	7439-95-4	mg/kg		6	6	85.3	142	105	86	24E-0004
Manganese	7439-96-5	mg/kg	COC	6	6	481	1690	976	34	24E-0004
Mercury	7439-97-6	ng/g	COC	6	6	34.2	56.5	45.8	0.809	24E-0004
Methyl Mercury	22967-92-6	ng/g	COC	6	6	12	21.9	15.9	3.2	24E-0004
Nickel	7440-02-0	mg/kg	COC	6	0				0.69	-
Potassium	7440-09-7	mg/kg		6	6	104	119	110	86	24E-0004
Selenium	7782-49-2	mg/kg	COC	6	6	0.2	0.31	0.24	0.17	24E-0004
Silver	7440-22-4	mg/kg	COC	6	0				0.17	-
Sodium	7440-23-5	mg/kg		6	6	212	245	224	86	24E-0004

Table 24
Phase 1 Reach Mussel Tissue Analytical Results Statistics
Phase 2 Data Evaluation Summary Memorandum
Lower Neponset River
Boston and Milton, Massachusetts

Analyte	CAS Number	Units(Wet Weight)	Selected COC?	Number of Samples	Number of Detections	Min. Detected Value	Max Detected Value	Avg. Detected Values	Max RDL	Location of Max. Detection
Thallium	7440-28-0	mg/kg	COC	6	0				0.17	-
Vanadium	7440-62-2	mg/kg	COC	6	0				0.69	-
Zinc	7440-66-6	mg/kg	COC	6	6	12.1	31.1	23	10	24E-0004
Percent Moisture										
MOISTURE, PERCENT	MOIST	%		6	6	89.1	90.57	89.53	-	24E-0001
Percent Lipids										
PERCENT LIPIDS	LIPIDPERCENT	%		6	6	0.112400149	0.25285148	0.152914312	-	24E-0003
PAHs										
2-Methylnaphthalene	91-57-6	ug/kg	COC	6	0				20	-
Acenaphthene	83-32-9	ug/kg	COC	6	0				20	-
ACENAPHTHYLENE	208-96-8	ug/kg	COC	6	0				20	-
ANTHRACENE	120-12-7	ug/kg	COC	6	0				20	-
BENZO(A)ANTHRACENE	56-55-3	ug/kg	COC	6	0				20	-
BENZO(A)PYRENE	50-32-8	ug/kg	COC	6	0				20	-
Benzo(B)Fluoranthene	205-99-2	ug/kg	COC	6	0				20	-
Benzo(G,H,I)Perylene	191-24-2	ug/kg	COC	6	0				20	-
Benzo(K)Fluoranthene	207-08-9	ug/kg	COC	6	0				20	-
CHRYSENE	218-01-9	ug/kg	COC	6	0				20	-
DIBENZ(A,H)ANTHRACENE	53-70-3	ug/kg	COC	6	0				20	-
FLUORANTHENE	206-44-0	ug/kg	COC	6	2	9.95	10	9.98	20	24E-0001
FLUORENE	86-73-7	ug/kg	COC	6	0				20	-
INDENO(1,2,3-C,D)PYRENE	193-39-5	ug/kg	COC	6	4	10.5	15.3	12.3	20	24E-0003
Naphthalene	91-20-3	ug/kg	COC	6	0				20	-
PHENANTHRENE	85-01-8	ug/kg	COC	6	0				20	-
PYRENE	129-00-0	ug/kg	COC	6	3	9.86	12.6	11.1	20	24E-0001
Total PAHs	Tot_PAH	ug/kg	COC	6	5	9.86	33.2	20.48	20	24E-0001
Total PAHs, High Molecular Weight	HPAH	ug/kg	COC	6	5	9.86	33.2	20.48	20	24E-0001
Total PAHs, Low Molecular Weight	LPAH	ug/kg	COC	6	0				20	-
PCBs Congeners										
PCB-001	2051-60-7	pg/g		6	6	614	3680	1460	1.85	24E-0004
PCB-002	2051-61-8	pg/g		6	6	5.42	45.5	14.9	1.77	24E-0004
PCB-003	2051-62-9	pg/g		6	6	92.1	731	264	2.01	24E-0004
PCB-004	13029-08-8	pg/g		6	6	2270	13900	5490	1.1	24E-0004
PCB-005	16605-91-7	pg/g		6	6	2.71	9.84	5.41	2.31	24E-0004
PCB-006	25569-80-6	pg/g		6	6	481	4010	1430	1.92	24E-0004
PCB-007	33284-50-3	pg/g		6	6	20	93.1	51.5	2.27	24E-0004
PCB-008	34883-43-7	pg/g		6	6	1600	14300	5060	1.85	24E-0004
PCB-009	34883-39-1	pg/g		6	6	45.1	333	134	2.02	24E-0004
PCB-010	33146-45-1	pg/g		6	6	405	2500	1060	0.979	24E-0004
PCB-011	2050-67-1	pg/g		6	6	73.6	438	188	2.05	24E-0004
PCB-012/013	PCB-12/13	pg/g		6	6	146	1010	440	2.19	24E-0004
PCB-014	34883-41-5	pg/g		6	1	6.04	6.04	6.04	2.29	24E-0004
PCB-015	2050-68-2	pg/g		6	6	1150	6250	3110	1.92	24E-0004
PCB-016	38444-78-9	pg/g		6	6	172	445	297	2	24E-0004
PCB-017	37680-66-3	pg/g		6	6	2340	19400	8110	1.99	24E-0004
PCB-018/030	PCB-18/30	pg/g		6	6	1150	6830	3360	1.39	24E-0004
PCB-019	38444-73-4	pg/g		6	6	1820	10300	4600	1.88	24E-0004
PCB-020/028	PCB-20/28	pg/g		6	6	2890	8120	5320	4.26	24E-0004
PCB-021/033	PCB-21/33	pg/g		6	6	171	307	242	4.47	24E-0003
PCB-022	38444-85-8	pg/g		6	6	416	1830	950	4.09	24E-0004
PCB-023	55720-44-0	pg/g		6	6	1.88	24	8.3	4.91	24E-0004
PCB-024	55702-45-9	pg/g		6	6	10.7	34.4	22.7	1.39	24E-0004

Table 24
Phase 1 Reach Mussel Tissue Analytical Results Statistics
Phase 2 Data Evaluation Summary Memorandum
Lower Neponset River
Boston and Milton, Massachusetts

Analyte	CAS Number	Units(Wet Weight)	Selected COC?	Number of Samples	Number of Detections	Min. Detected Value	Max Detected Value	Avg. Detected Values	Max RDL	Location of Max. Detection
PCB-025	55712-37-3	pg/g		6	6	976	7230	3180	4.05	24E-0004
PCB-026/029	PCB-26/29	pg/g		6	6	1870	16100	6540	4.76	24E-0004
PCB-027	38444-76-7	pg/g		6	6	1280	9650	4060	1.39	24E-0004
PCB-031	16606-02-3	pg/g		6	6	2650	21500	9200	4.13	24E-0004
PCB-032	38444-77-8	pg/g		6	6	2960	22400	9570	1.26	24E-0004
PCB-034	37680-68-5	pg/g		6	6	72.2	900	316	4.88	24E-0004
PCB-035	37680-69-6	pg/g		6	6	15.8	46.8	30.1	4.6	24E-0004
PCB-036	38444-87-0	pg/g		6	5	3.33	50.4	18.6	4.02	24E-0004
PCB-037	38444-90-5	pg/g		6	6	320	1190	669	4.22	24E-0004
PCB-038	53555-66-1	pg/g		6	6	3.96	20	9.82	4.32	24E-0004
PCB-039	38444-88-1	pg/g		6	6	21.8	210	82.2	4.4	24E-0004
PCB-040/071	PCB-40/71	pg/g		6	6	2280	10900	5630	2.01	24E-0004
PCB-041	52663-59-9	pg/g		6	6	76.2	197	123	2.63	24E-0004
PCB-042	36559-22-5	pg/g		6	6	1150	4170	2480	2.44	24E-0004
PCB-043	70362-46-8	pg/g		6	6	144	877	409	2.12	24E-0004
PCB-044/047/065	PCB-44/47/65	pg/g		6	6	5100	24600	12800	1.9	24E-0004
PCB-045	70362-45-7	pg/g		6	6	334	896	651	2.62	24E-0004
PCB-046	41464-47-5	pg/g		6	6	265	921	527	2.56	24E-0004
PCB-048	70362-47-9	pg/g		6	6	266	473	398	2.18	24E-0003
PCB-049/069	PCB-49/69	pg/g		6	6	4100	22100	11000	1.85	24E-0004
PCB-050/053	PCB-50/53	pg/g		6	6	1880	9870	4740	2.02	24E-0004
PCB-051	68194-04-7	pg/g		6	6	882	5500	2460	1.89	24E-0004
PCB-052	35693-99-3	pg/g		6	6	4650	21600	11300	1.83	24E-0004
PCB-054	15968-05-5	pg/g		6	6	104	525	246	0.907	24E-0004
PCB-055	74338-24-2	pg/g		6	6	21.5	50.2	37.1	4.84	24E-0003
PCB-056	41464-43-1	pg/g		6	6	588	1060	898	4.96	24E-0003 24E-0004
PCB-057	70424-67-8	pg/g		6	6	77.4	626	251	5.45	24E-0004
PCB-058	41464-49-7	pg/g		6	6	14.3	34.4	24	4.76	24E-0004
PCB-059/062/075	PCB-59/62/75	pg/g		6	6	391	1490	837	1.68	24E-0004
PCB-060	33025-41-1	pg/g		6	6	270	501	415	5.87	24E-0003
PCB-061/070/074/076	PCB-61/70/74/76	pg/g		6	6	3180	6880	5200	5.03	24E-0004
PCB-063	74472-34-7	pg/g		6	6	266	2160	868	5.62	24E-0004
PCB-064	52663-58-8	pg/g		6	6	1400	4360	2870	1.67	24E-0004
PCB-066	32598-10-0	pg/g		6	6	1870	4300	3140	4.82	24E-0004
PCB-067	73575-53-8	pg/g		6	6	85	204	151	4.7	24E-0004
PCB-068	73575-52-7	pg/g		6	6	131	926	394	5.43	24E-0004
PCB-072	41464-42-0	pg/g		6	6	153	1060	465	5.07	24E-0004
PCB-073	74338-23-1	pg/g		6	6	138	943	418	1.52	24E-0004
PCB-077	32598-13-3	pg/g		6	6	192	619	376	5.13	24E-0004
PCB-078	70362-49-1	pg/g		6	2	3.39	9.04	6.22	5.38	24E-0004
PCB-079	41464-48-6	pg/g		6	6	33.5	76.6	55.8	4.47	24E-0004
PCB-080	33284-52-5	pg/g		6	0				5.07	-
PCB-081	70362-50-4	pg/g		6	6	6.67	14.7	11.5	5.55	24E-0004
PCB-082	52663-62-4	pg/g		6	6	378	686	525	18.7	24E-0004
PCB-083	60145-20-2	pg/g		6	6	266	1010	651	22.8	24E-0004
PCB-084	52663-60-2	pg/g		6	6	1300	2550	1820	21.8	24E-0004
PCB-085/116	PCB-85/116	pg/g		6	6	766	1280	1030	15.8	24E-0003
PCB-086/087/097/109/119/125	PCB-86+	pg/g		6	6	2740	5440	3930	15.5	24E-0004
PCB-088	55215-17-3	pg/g		6	0				20.1	-
PCB-089	73575-57-2	pg/g		6	6	59	167	108	18	24E-0004
PCB-090/101/113	PCB-90/101/113	pg/g		6	6	5100	9750	7140	16.7	24E-0004

Table 24
Phase 1 Reach Mussel Tissue Analytical Results Statistics
Phase 2 Data Evaluation Summary Memorandum
Lower Neponset River
Boston and Milton, Massachusetts

Analyte	CAS Number	Units(Wet Weight)	Selected COC?	Number of Samples	Number of Detections	Min. Detected Value	Max Detected Value	Avg. Detected Values	Max RDL	Location of Max. Detection
PCB-091	68194-05-8	pg/g		6	6	1010	3830	2010	17.9	24E-0004
PCB-092	52663-61-3	pg/g		6	6	1570	6040	3050	19.7	24E-0004
PCB-093/100	PCB-93/100	pg/g		6	6	162	1080	443	19	24E-0004
PCB-094	73575-55-0	pg/g		6	6	150	804	366	20.8	24E-0004
PCB-095	38379-99-6	pg/g		6	6	3750	6300	5000	18.2	24E-0004
PCB-096	73575-54-9	pg/g		6	6	55.4	172	104	0.882	24E-0004
PCB-098	60233-25-2	pg/g		6	6	25.1	137	65.5	16.2	24E-0004
PCB-099	38380-01-7	pg/g		6	6	2450	5380	3730	14.4	24E-0004
PCB-102	68194-06-9	pg/g		6	6	236	856	479	15.6	24E-0004
PCB-103	60145-21-3	pg/g		6	6	122	606	278	17.3	24E-0004
PCB-104	56558-16-8	pg/g		6	6	5.57	54.8	20	0.801	24E-0004
PCB-105	32598-14-4	pg/g		6	6	786	1400	1110	13.4	24E-0004
PCB-106	70424-69-0	pg/g		6	0				12.8	-
PCB-107	70424-68-9	pg/g		6	6	246	505	368	12.3	24E-0004
PCB-108/124	PCB-108/124	pg/g		6	6	164	245	207	13.4	24E-0003
PCB-110	38380-03-9	pg/g		6	6	5480	10800	7830	12.3	24E-0004
PCB-111	39635-32-0	pg/g		6	6	8.46	47.7	19.5	13.5	24E-0004
PCB-112	74472-36-9	pg/g		6	6	11.3	79.3	35.5	11.8	24E-0004
PCB-114	74472-37-0	pg/g		6	6	49.9	116	81.4	14	24E-0004
PCB-115	74472-38-1	pg/g		6	0				11.5	-
PCB-117	68194-11-6	pg/g		6	6	211	1430	593	14.3	24E-0004
PCB-118	31508-00-6	pg/g		6	6	2990	5270	4190	12.4	24E-0004
PCB-120	68194-12-7	pg/g		6	6	21.7	49.7	33.1	11.1	24E-0004
PCB-121	56558-18-0	pg/g		6	2	12.2	30.5	21.4	12.3	24E-0004
PCB-122	76842-07-4	pg/g		6	6	45.6	74.8	62.5	17.5	24E-0004
PCB-123	65510-44-3	pg/g		6	6	70.7	143	102	12.8	24E-0004
PCB-126	57465-28-8	pg/g		6	6	8.82	17.8	12.8	2.45	24E-0004
PCB-127	39635-33-1	pg/g		6	1	8.9	8.9	8.9	13.3	24E-0001
PCB-128/166	PCB-128/166	pg/g		6	6	819	1030	922	1.62	24E-0003
PCB-129/138/163	PCB-129/138/163	pg/g		6	6	6380	9360	7690	0.955	24E-0004
PCB-130	52663-66-8	pg/g		6	6	392	671	511	1.22	24E-0004
PCB-131	61798-70-7	pg/g		6	6	55.1	84.2	72.7	1.13	24E-0004
PCB-132	38380-05-1	pg/g		6	6	1560	2350	1960	1.08	24E-0004
PCB-133	35694-04-3	pg/g		6	6	105	332	181	1.01	24E-0004
PCB-134	52704-70-8	pg/g		6	6	338	542	430	1.29	24E-0004
PCB-135/151	PCB-135/151	pg/g		6	6	1540	3090	2170	0.986	24E-0004
PCB-136	38411-22-2	pg/g		6	6	568	929	728	0.736	24E-0004
PCB-137	35694-06-5	pg/g		6	6	271	428	341	1.04	24E-0004
PCB-139/140	PCB-139/140	pg/g		6	6	96	196	144	0.96	24E-0004
PCB-141	52712-04-6	pg/g		6	6	710	990	858	1.07	24E-0004
PCB-142	41411-61-4	pg/g		6	0				1.15	-
PCB-143	68194-15-0	pg/g		6	5	19.8	58.8	32	1.02	24E-0004
PCB-144	68194-14-9	pg/g		6	6	141	216	186	1.01	24E-0004
PCB-145	74472-40-5	pg/g		6	4	4.24	7.77	5.49	0.65	24E-0004
PCB-146	51908-16-8	pg/g		6	6	673	1280	938	0.883	24E-0004
PCB-147/149	PCB-147/149	pg/g		6	6	3250	5790	4390	0.911	24E-0004
PCB-148	74472-41-6	pg/g		6	6	11.8	79.6	32	0.979	24E-0004
PCB-150	68194-08-1	pg/g		6	6	10.8	54.1	24.5	0.702	24E-0004
PCB-152	68194-09-2	pg/g		6	6	9.75	57.9	25.2	0.606	24E-0004
PCB-153/168	PCB-153/168	pg/g		6	6	4500	6480	5520	0.81	24E-0004
PCB-154	60145-22-4	pg/g		6	6	92.2	368	182	0.931	24E-0004
PCB-155	33979-03-2	pg/g		6	5	0.585	6.23	2.24	0.574	24E-0004

Table 24
Phase 1 Reach Mussel Tissue Analytical Results Statistics
Phase 2 Data Evaluation Summary Memorandum
Lower Neponset River
Boston and Milton, Massachusetts

Analyte	CAS Number	Units(Wet Weight)	Selected COC?	Number of Samples	Number of Detections	Min. Detected Value	Max Detected Value	Avg. Detected Values	Max RDL	Location of Max. Detection
PCB-156/157	PCB-156/157	pg/g		6	6	408	626	513	2.34	24E-0004
PCB-158	74472-42-7	pg/g		6	6	375	597	501	0.754	24E-0004
PCB-159	39635-35-3	pg/g		6	6	22.4	53.1	33.3	1.24	24E-0004
PCB-160	41411-62-5	pg/g		6	0				0.854	-
PCB-161	74472-43-8	pg/g		6	1	3.67	3.67	3.67	0.759	24E-0004
PCB-162	39635-34-2	pg/g		6	6	24.4	35.7	30.2	1.47	24E-0004
PCB-164	74472-45-0	pg/g		6	6	364	504	437	0.744	24E-0004
PCB-165	74472-46-1	pg/g		6	6	6.09	54.7	22.6	0.862	24E-0004
PCB-167	52663-72-6	pg/g		6	6	234	310	276	1.43	24E-0004
PCB-169	32774-16-6	pg/g		6	0				1.98	-
PCB-170	35065-30-6	pg/g		6	6	540	1250	797	1.84	24E-0004
PCB-171/173	PCB-171/173	pg/g		6	6	98.9	287	181	1.81	24E-0004
PCB-172	52663-74-8	pg/g		6	6	105	302	175	1.72	24E-0004
PCB-174	38411-25-5	pg/g		6	6	563	1460	892	1.63	24E-0004
PCB-175	40186-70-7	pg/g		6	6	12	47	28.2	1.72	24E-0004
PCB-176	52663-65-7	pg/g		6	6	68.4	183	117	0.761	24E-0004
PCB-177	52663-70-4	pg/g		6	6	294	825	486	1.63	24E-0004
PCB-178	52663-67-9	pg/g		6	6	173	568	305	0.947	24E-0004
PCB-179	52663-64-6	pg/g		6	6	261	741	438	0.653	24E-0004
PCB-180/193	PCB-180/193	pg/g		6	6	1170	3040	1840	1.43	24E-0004
PCB-181	74472-47-2	pg/g		6	6	12.8	28.4	18	1.56	24E-0004
PCB-182	60145-23-5	pg/g		6	6	5.25	25.1	11.4	1.43	24E-0004
PCB-183	52663-69-1	pg/g		6	6	171	530	328	1.56	24E-0004
PCB-184	74472-48-3	pg/g		6	4	0.979	2.77	1.91	0.714	24E-0004
PCB-185	52712-05-7	pg/g		6	6	60.5	156	97.7	1.77	24E-0004
PCB-186	74472-49-4	pg/g		6	2	1.38	1.71	1.55	0.612	24E-0004
PCB-187	52663-68-0	pg/g		6	6	671	2010	1150	1.38	24E-0004
PCB-188	74487-85-7	pg/g		6	6	1.73	14.2	5.06	0.654	24E-0004
PCB-189	39635-31-9	pg/g		6	6	20.5	55.2	33.7	0.978	24E-0004
PCB-190	41411-64-7	pg/g		6	6	108	283	171	1.29	24E-0004
PCB-191	74472-50-7	pg/g		6	6	10.2	32.2	20.7	1.36	24E-0004
PCB-192	74472-51-8	pg/g		6	0				1.19	-
PCB-194	35694-08-7	pg/g		6	6	189	823	387	1.17	24E-0004
PCB-195	52663-78-2	pg/g		6	6	95.1	387	188	1.26	24E-0004
PCB-196	42740-50-1	pg/g		6	6	24	132	68.9	1.26	24E-0004
PCB-197	33091-17-7	pg/g		6	6	2.2	15.1	7.69	0.908	24E-0004
PCB-198/199	PCB-198/199	pg/g		6	6	253	903	481	1.11	24E-0004
PCB-200	52663-73-7	pg/g		6	6	37.4	139	71.5	0.977	24E-0004
PCB-201	40186-71-8	pg/g		6	6	17.5	77.6	40.6	0.999	24E-0004
PCB-202	2136-99-4	pg/g		6	6	82.6	249	141	0.819	24E-0004
PCB-203	52663-76-0	pg/g		6	6	173	570	313	1.04	24E-0004
PCB-204	74472-52-9	pg/g		6	0				0.872	-
PCB-205	74472-53-0	pg/g		6	6	12.7	50.8	24.4	1.09	24E-0004
PCB-206	40186-72-9	pg/g		6	6	191	547	317	2.67	24E-0004
PCB-207	52663-79-3	pg/g		6	6	3.87	19.4	11	1.94	24E-0004
PCB-208	52663-77-1	pg/g		6	6	74.1	172	113	1.77	24E-0004
PCB-209	2051-24-3	pg/g		6	6	200	353	279	1.17	24E-0003
Total Decachlorobiphenyls	RA_Total_DECPCB	pg/g		6	6	200	353	279	1.17	24E-0003
Total Dichlorobiphenyls	RA_Total_DIPCB	pg/g		6	6	6193.41	42850	16958	2.31	24E-0004
Total Heptachlorobiphenyls	RA_Total_HEPPCB	pg/g		6	6	4348.28	11841.6	7097.11	1.84	24E-0004
Total Hexachlorobiphenyls	RA_Total_HEXPCB	pg/g		6	6	23005.1	36545.1	29138.3	2.34	24E-0004
Total Monochlorobiphenyls	RA_Total_MONPCB	pg/g		6	6	711.52	4456.5	1735.35	2.01	24E-0004

Table 24
Phase 1 Reach Mussel Tissue Analytical Results Statistics
Phase 2 Data Evaluation Summary Memorandum
Lower Neponset River
Boston and Milton, Massachusetts

Analyte	CAS Number	Units(Wet Weight)	Selected COC?	Number of Samples	Number of Detections	Min. Detected Value	Max Detected Value	Avg. Detected Values	Max RDL	Location of Max. Detection
Total Nonachlorobiphenyls	RA_Total_NONPCB	pg/g		6	6	268.97	738.4	440.24	2.67	24E-0004
Total Octachlorobiphenyls	RA_Total_OCTPCB	pg/g		6	6	890.3	3346.5	1723.76	1.26	24E-0004
Total PCB Congeners	RA_Tot_PCB_Cong	pg/g	COC	6	6	115537	420838	228392	22.8	24E-0004
Total Pentachlorobiphenyls	RA_Total_PENPCB	pg/g		6	6	30395.3	66325.6	45386.9	22.8	24E-0004
Total Tetrachlorobiphenyls	RA_Total_TETPCB	pg/g		6	6	30185.2	127844	69067.1	5.87	24E-0004
Total Trichlorobiphenyls	RA_Total_TRICPB	pg/g		6	6	19144.7	126539	56566.2	4.91	24E-0004
PCB-TEQ (Bird)	TEQ-B-PCB	pg/g	COC	6	6	11.42	34.43	21.44	-	24E-0004
PCB-TEQ (Fish)	TEQ-F-PCB	pg/g	COC	6	6	0.09	0.20	0.14	-	24E-0004
PCB-TEQ (Mammal)	TEQ-M-PCB	pg/g	COC	6	6	1.04	2.08	1.51	-	24E-0004
TCL Pesticides										
ALDRIN	309-00-2	ug/kg	COC	6	0				0.22	-
ALPHA BHC (ALPHA HEXACHLOROCYCLOHEXANE)	319-84-6	ug/kg	COC	6	0				0.26	-
ALPHA ENDOSULFAN (ENDOSULFAN I)	959-98-8	ug/kg	COC	6	0				0.42	-
BETA BHC (BETA HEXACHLOROCYCLOHEXANE)	319-85-7	ug/kg	COC	6	0				0.40	-
BETA ENDOSULFAN (ENDOSULFAN II)	33213-65-9	ug/kg	COC	6	0				0.35	-
cis-Chlordane (alpha-Chlordane)	5103-71-9	ug/kg	COC	6	6	0.52	0.68	0.62	0.12	24E-0001
DELTA BHC (DELTA HEXACHLOROCYCLOHEXANE)	319-86-8	ug/kg	COC	6	0				0.28	-
DIELDRIN	60-57-1	ug/kg	COC	6	0				0.22	-
ENDOSULFAN SULFATE	1031-07-8	ug/kg	COC	6	0				0.22	-
ENDRIN	72-20-8	ug/kg	COC	6	0				0.45	-
ENDRIN ALDEHYDE	7421-93-4	ug/kg	COC	6	0				0.56	-
ENDRIN KETONE	53494-70-5	ug/kg	COC	6	0				0.16	-
GAMMA BHC (LINDANE)	58-89-9	ug/kg	COC	6	0				0.17	-
HEPTACHLOR	76-44-8	ug/kg	COC	6	0				0.090	-
HEPTACHLOR EPOXIDE	1024-57-3	ug/kg	COC	6	0				0.061	-
METHOXYCHLOR	72-43-5	ug/kg	COC	6	0				0.15	-
P,P'-DDD (4,4'-DDD)	72-54-8	ug/kg	COC	6	6	0.89	2	1.3	0.13	24E-0004
P,P'-DDE (4,4'-DDE)	72-55-9	ug/kg	COC	6	6	1	1.8	1.4	0.70	24E-0004
P,P'-DDT (4,4'-DDT)	50-29-3	ug/kg	COC	6	0				0.35	-
Trans-Chlordane (Gamma-Chlordane)	5103-74-2	ug/kg	COC	6	6	0.56	0.66	0.62	0.13	24E-0004

Table 24
Phase 1 Reach Mussel Tissue Analytical Results Statistics
Phase 2 Data Evaluation Summary Memorandum
Lower Neponset River
Boston and Milton, Massachusetts

Notes:
(a) The number of samples shown and the calculation of summary statistics treated the parent and field duplicate as individual samples.

Sums and TEQ:
(a) The homolog groups sums for PCBs and PCDD/Fs were calculated by summing the detected congeners in each group; if no congeners in a group were detected, the maximum reporting detection limit for any individual congener in that homolog group was used.
(b) The concentration of total PCB congeners was calculated as the sum of detected congeners in each sample.
(c) Total PAHs, total HMW PAHs, and total LMW PAHs were calculated as the sum of all or select detected concentrations of the following: acenaphthene (LMW), acenaphthylene (LMW), anthracene (LMW), fluorene (LMW), 2-methylnaphthalene (LMW), naphthalene (LMW), phenanthrene (LMW), benzo(a)anthracene (HMW), benzo(b)fluoranthene (HMW), benzo(k)fluoranthene (HMW), benzo(g,h,i)perylene (HMW), benzo(a)pyrene (HMW), chrysene (HMW), dibenzo(a,h)anthracene (HMW), fluoranthene (HMW), indeno(1,2,3-cd)pyrene (HMW), and pyrene (HMW); if no PAHs in a group were detected, the maximum reporting detection limit for any individual PAH in that group was used.
(d) PCDD/F TEQ and PCB Toxic Equivalency (TEQ) values were calculated by summing the detected compounds in each group that have been multiplied by their specific Toxic Equivalency Factors (TEFs); see Table 51 for more details. For any sample that did not have any detected compounds, the resulting TEQ is shown as a zero.
(e) For coelution of dioxin-like (DL) and non-DL congeners, TEF is applied to the full reported concentration.'
(f) Calculated total values are inclusive of Estimated Maximum Possible Concentration (EMPC) results.

Analytes:
PAH - polycyclic aromatic hydrocarbons
PCB - polychlorinated biphenyl
PCDD/F - polychlorinated dibenzodioxins/furans
TAL - target analyte list
TCL - target compound list

Units:
% - percent
mg/kg - milligrams per kilogram
ng/g - nanograms per gram
pg/g - picograms per gram
ug/kg - micrograms per kilogram

Table 25
Phase 2 Reach Mussel Tissue Analytical Results Statistics
Phase 2 Data Evaluation Summary Memorandum
Lower Neponset River
Boston and Milton, Massachusetts

Analyte	CAS Number	Units (Wet Weight)	Number of Samples	Number of Detections	Min. Detected Value	Max Detected Value	Avg. Detected Values	Max RDL	Location of Max. Detection
PCDD/Fs									
1,2,3,4,6,7,8-HEPTACHLORODIBENZOFURAN	67562-39-4	pg/g	11	11	0.913	2.32	1.59	0.122	24E-0005
1,2,3,4,6,7,8-HEPTACHLORODIBENZO-P-DIOXIN	35822-46-9	pg/g	11	11	1.57	3.86	2.65	0.284	24E-0005
1,2,3,4,7,8,9-HEPTACHLORODIBENZOFURAN	55673-89-7	pg/g	11	0				0.157	-
1,2,3,4,7,8-HEXACHLORODIBENZOFURAN	70648-26-9	pg/g	11	7	0.131	0.275	0.197	0.165	24E-0007A
1,2,3,4,7,8-HEXACHLORODIBENZO-P-DIOXIN	39227-28-6	pg/g	11	8	0.209	0.308	0.254	0.219	24E-0005
1,2,3,6,7,8-HEXACHLORODIBENZOFURAN	57117-44-9	pg/g	11	7	0.121	0.241	0.186	0.159	24E-0007A
1,2,3,6,7,8-HEXACHLORODIBENZO-P-DIOXIN	57653-85-7	pg/g	11	10	0.242	0.662	0.468	0.255	24E-0005 24E-0007A
1,2,3,7,8,9-HEXACHLORODIBENZOFURAN	72918-21-9	pg/g	11	0				0.173	-
1,2,3,7,8,9-HEXACHLORODIBENZO-P-DIOXIN	19408-74-3	pg/g	11	9	0.226	0.361	0.267	0.233	24E-0005
1,2,3,7,8-PENTACHLORODIBENZOFURAN	57117-41-6	pg/g	11	0				0.245	-
1,2,3,7,8-PENTACHLORODIBENZO-P-DIOXIN	40321-76-4	pg/g	11	0				0.398	-
2,3,4,6,7,8-HEXACHLORODIBENZOFURAN	60851-34-5	pg/g	11	8	0.15	0.29	0.232	0.161	24E-0007A
2,3,4,7,8-PENTACHLORODIBENZOFURAN	57117-31-4	pg/g	11	6	0.304	0.916	0.581	0.233	24E-0008
2,3,7,8-TETRACHLORODIBENZOFURAN	51207-31-9	pg/g	11	10	0.443	1.05	0.763	0.435	24E-0009
2,3,7,8-TETRACHLORODIBENZO-P-DIOXIN	1746-01-6	pg/g	11	0				0.495	-
OCTACHLORODIBENZOFURAN	39001-02-0	pg/g	11	11	1.13	3.63	2.17	0.551	24E-0005
OCTACHLORODIBENZO-P-DIOXIN	3268-87-9	pg/g	11	11	6.74	20.9	13.7	0.708	24E-0005
Total HpCDD	RA_Total_HpCDD	pg/g	11	11	2.8	6.62	4.72	0.284	24E-0005
Total HpCDF	RA_Total_HpCDF	pg/g	11	11	1.74	4.6	3.14	0.157	24E-0005
Total HxCDD	RA_Total_HxCDD	pg/g	11	10	1.56	3.12	2.32	0.255	24E-0005
Total HxCDF	RA_Total_HxCDF	pg/g	11	11	1.74	4.04	3.17	0.173	24E-0005
Total PeCDD	RA_Total_PeCDD	pg/g	11	3	0.26	0.49	0.381	0.398	24E-0005
Total PeCDF	RA_Total_PeCDF	pg/g	11	11	1.78	4.88	3.75	0.245	24E-0009
Total TCDD	RA_Total_TCDD	pg/g	11	0				0.495	-
Total TCDF	RA_Total_TCDF	pg/g	11	11	5.96	25.5	15.7	0.435	24E-0008
Total PCDD/F TEQ (Bird)	TEQ-B-DF	pg/g	11	11	0.01	1.90	1.11	-	24E-0008
Total PCDD/F TEQ (Fish)	TEQ-F-DF	pg/g	11	11	0.01	0.59	0.35	-	24E-0008
Total PCDD/F TEQ (Mammal)	TEQ-M-DF	pg/g	11	11	0.03	0.53	0.34	-	24E-0008
Metals and Mercury									
Aluminum	7429-90-5	mg/kg	11	0				17	-
Antimony	7440-36-0	mg/kg	11	0				0.68	-
Arsenic	7440-38-2	mg/kg	11	11	0.2	0.4	0.32	0.17	24E-0009
Barium	7440-39-3	mg/kg	11	11	135	359	249	34	24E-0005
Beryllium	7440-41-7	mg/kg	11	0				0.17	-
Cadmium	7440-43-9	mg/kg	11	2	0.17	0.2	0.19	0.17	24E-0005
Calcium	7440-70-2	mg/kg	11	11	1620	5420	3880	170	24E-0005
Chromium, Total	7440-47-3	mg/kg	11	0				0.68	-
Cobalt	7440-48-4	mg/kg	11	0				0.17	-
Copper	7440-50-8	mg/kg	11	11	0.73	1.9	1.3	0.68	24E-0008
Iron	7439-89-6	mg/kg	11	11	583	1390	1010	17	24E-0005
Lead	7439-92-1	mg/kg	11	10	0.18	0.37	0.27	0.17	24E-0009
Magnesium	7439-95-4	mg/kg	11	7	95	124	104	85	24E-0009
Manganese	7439-96-5	mg/kg	11	11	388	1430	953	34	24E-0005
Mercury	7439-97-6	ng/g	11	11	47.3	86.9	60	0.813	24E-0008
Methyl Mercury	22967-92-6	ng/g	11	11	12.8	22.9	17	3.2	24E-0005
Nickel	7440-02-0	mg/kg	11	0				0.68	-
Potassium	7440-09-7	mg/kg	11	10	88	116	110	85	24E-0009
Selenium	7782-49-2	mg/kg	11	9	0.17	0.27	0.21	0.17	24E-0006
Silver	7440-22-4	mg/kg	11	0				0.17	-
Sodium	7440-23-5	mg/kg	11	11	158	247	223	85	24E-0009
Thallium	7440-28-0	mg/kg	11	0				0.17	-
Vanadium	7440-62-2	mg/kg	11	0				0.68	-

Table 25
Phase 2 Reach Mussel Tissue Analytical Results Statistics
Phase 2 Data Evaluation Summary Memorandum
Lower Neponset River
Boston and Milton, Massachusetts

Analyte	CAS Number	Units (Wet Weight)	Number of Samples	Number of Detections	Min. Detected Value	Max Detected Value	Avg. Detected Values	Max RDL	Location of Max. Detection
Zinc	7440-66-6	mg/kg	11	11	10.2	32.6	21.8	10	24E-0005
Percent Moisture									
MOISTURE, PERCENT	MOIST	%	11	11	89.5	92.61	90.55	-	24E-0008
Percent Lipids									
PERCENT LIPIDS	LIPIDPERCENT	%	11	11	0.063621741	0.12358294	0.096439956	-	24E-0006
PAHs									
2-Methylnaphthalene	91-57-6	ug/kg	11	0				20	-
Acenaphthene	83-32-9	ug/kg	11	0				20	-
ACENAPHTHYLENE	208-96-8	ug/kg	11	0				20	-
ANTHRACENE	120-12-7	ug/kg	11	0				20	-
BENZO(A)ANTHRACENE	56-55-3	ug/kg	11	0				20	-
BENZO(A)PYRENE	50-32-8	ug/kg	11	0				20	-
Benzo(B)Fluoranthene	205-99-2	ug/kg	11	0				20	-
Benzo(G,H,I)Perylene	191-24-2	ug/kg	11	0				20	-
Benzo(K)Fluoranthene	207-08-9	ug/kg	11	0				20	-
CHRYSENE	218-01-9	ug/kg	11	0				20	-
DIBENZ(A,H)ANTHRACENE	53-70-3	ug/kg	11	0				20	-
FLUORANTHENE	206-44-0	ug/kg	11	0				20	-
FLUORENE	86-73-7	ug/kg	11	0				20	-
INDENO(1,2,3-C,D)PYRENE	193-39-5	ug/kg	11	1	10.5	10.5	10.5	20	24E-0007A
Naphthalene	91-20-3	ug/kg	11	0				20	-
PHENANTHRENE	85-01-8	ug/kg	11	0				20	-
PYRENE	129-00-0	ug/kg	11	0				20	-
Total PAHs	Tot_PAH	ug/kg	11	1	10.5	10.5	10.5	20	24E-0007A
Total PAHs, High Molecular Weight	HPAH	ug/kg	11	1	10.5	10.5	10.5	20	24E-0007A
Total PAHs, Low Molecular Weight	LPAH	ug/kg	11	0				20	-
PCB Congeners									
PCB-001	2051-60-7	pg/g	11	11	185	552	411	11.8	24E-0005
PCB-002	2051-61-8	pg/g	11	8	1.06	2.92	2.32	8.68	24E-0005
PCB-003	2051-62-9	pg/g	11	11	18	49.2	37.1	9.42	24E-0006
PCB-004	13029-08-8	pg/g	11	11	850	2010	1630	9.54	24E-0005
PCB-005	16605-91-7	pg/g	11	9	1.08	3.07	2.25	11.6	24E-0006
PCB-006	25569-80-6	pg/g	11	11	140	465	297	9.69	24E-0009
PCB-007	33284-50-3	pg/g	11	11	9.54	37.8	24	11.4	24E-0005
PCB-008	34883-43-7	pg/g	11	11	452	1190	941	9.26	24E-0005
PCB-009	34883-39-1	pg/g	11	11	16.7	39.9	34	10.3	24E-0009
PCB-010	33146-45-1	pg/g	11	11	201	444	367	7.99	24E-0006
PCB-011	2050-67-1	pg/g	11	11	39.1	88.2	70.6	10	24E-0009
PCB-012/013	PCB-12/13	pg/g	11	11	75	220	154	11.2	24E-0009
PCB-014	34883-41-5	pg/g	11	0				11.3	-
PCB-015	2050-68-2	pg/g	11	11	577	1590	1190	9.22	24E-0009
PCB-016	38444-78-9	pg/g	11	11	97.4	394	244	14.9	24E-0009
PCB-017	37680-66-3	pg/g	11	11	1280	3510	2710	14.4	24E-0005
PCB-018/030	PCB-18/30	pg/g	11	11	637	2380	1470	10.1	24E-0009
PCB-019	38444-73-4	pg/g	11	11	833	1940	1620	13.6	24E-0005
PCB-020/028	PCB-20/28	pg/g	11	11	1690	9330	4930	27.6	24E-0005
PCB-021/033	PCB-21/33	pg/g	11	11	78.5	762	269	28.4	24E-0005
PCB-022	38444-85-8	pg/g	11	11	224	1290	644	26	24E-0009
PCB-023	55720-44-0	pg/g	11	4	3.21	5.27	3.81	30.4	24E-0005
PCB-024	55702-45-9	pg/g	11	11	7.27	22.9	15.7	10.3	24E-0009
PCB-025	55712-37-3	pg/g	11	11	584	2850	1470	24.8	24E-0009
PCB-026/029	PCB-26/29	pg/g	11	11	1130	5640	2830	29.2	24E-0009
PCB-027	38444-76-7	pg/g	11	11	757	1960	1540	10.4	24E-0005
PCB-031	16606-02-3	pg/g	11	11	1680	7230	4240	25.6	24E-0009

Table 25
Phase 2 Reach Mussel Tissue Analytical Results Statistics
Phase 2 Data Evaluation Summary Memorandum
Lower Neponset River
Boston and Milton, Massachusetts

Analyte	CAS Number	Units (Wet Weight)	Number of Samples	Number of Detections	Min. Detected Value	Max Detected Value	Avg. Detected Values	Max RDL	Location of Max. Detection
PCB-032	38444-77-8	pg/g	11	11	1320	3970	2950	9.54	24E-0005
PCB-034	37680-68-5	pg/g	11	11	47.6	185	112	30.1	24E-0009
PCB-035	37680-69-6	pg/g	11	11	9.83	43.7	24.9	28	24E-0005
PCB-036	38444-87-0	pg/g	11	8	2.87	10.3	6.93	24.6	24E-0007A
PCB-037	38444-90-5	pg/g	11	11	217	1220	597	25	24E-0005
PCB-038	53555-66-1	pg/g	11	9	2.57	17.3	7.58	26.8	24E-0005
PCB-039	38444-88-1	pg/g	11	11	17.4	80.3	45.4	26.9	24E-0005
PCB-040/071	PCB-40/71	pg/g	11	11	1380	5970	3620	11.3	24E-0005
PCB-041	52663-59-9	pg/g	11	11	48.7	517	182	15.6	24E-0005
PCB-042	36559-22-5	pg/g	11	11	762	3680	2090	14	24E-0005
PCB-043	70362-46-8	pg/g	11	11	111	560	301	12.1	24E-0005
PCB-044/047/065	PCB-44/47/65	pg/g	11	11	3580	15000	9130	11	24E-0005
PCB-045	70362-45-7	pg/g	11	11	216	1130	585	17.3	24E-0009
PCB-046	41464-47-5	pg/g	11	11	122	507	320	15.4	24E-0009
PCB-048	70362-47-9	pg/g	11	11	170	1740	610	12.7	24E-0005
PCB-049/069	PCB-49/69	pg/g	11	11	2770	11400	7080	10.7	24E-0005
PCB-050/053	PCB-50/53	pg/g	11	11	932	3250	2260	12.4	24E-0009
PCB-051	68194-04-7	pg/g	11	11	431	1550	1070	10.9	24E-0005
PCB-052	35693-99-3	pg/g	11	11	2850	12400	7610	10.6	24E-0005
PCB-054	15968-05-5	pg/g	11	11	54	159	116	7.2	24E-0005
PCB-055	74338-24-2	pg/g	11	11	13.6	101	42.7	13.7	24E-0005
PCB-056	41464-43-1	pg/g	11	11	381	3610	1310	14	24E-0005
PCB-057	70424-67-8	pg/g	11	11	56	223	146	14.6	24E-0009
PCB-058	41464-49-7	pg/g	11	11	8.55	62.6	28.2	12.9	24E-0005
PCB-059/062/075	PCB-59/62/75	pg/g	11	11	278	1380	748	9.71	24E-0005
PCB-060	33025-41-1	pg/g	11	11	168	1140	493	16.7	24E-0005
PCB-061/070/074/076	PCB-61/70/74/76	pg/g	11	11	2080	14400	6340	14.3	24E-0005
PCB-063	74472-34-7	pg/g	11	11	227	897	573	15.9	24E-0005
PCB-064	52663-58-8	pg/g	11	11	1040	5810	3000	9.68	24E-0005
PCB-066	32598-10-0	pg/g	11	11	1340	9800	4120	13.5	24E-0005
PCB-067	73575-53-8	pg/g	11	11	53.4	339	165	13.1	24E-0005
PCB-068	73575-52-7	pg/g	11	11	103	304	233	14.8	24E-0009
PCB-072	41464-42-0	pg/g	11	11	117	363	276	13.6	24E-0005
PCB-073	74338-23-1	pg/g	11	11	109	354	249	9.1	24E-0005
PCB-077	32598-13-3	pg/g	11	11	135	997	416	16.7	24E-0005
PCB-078	70362-49-1	pg/g	11	2	3.92	5.38	4.65	15.7	24E-0008
PCB-079	41464-48-6	pg/g	11	11	18.8	103	52.3	13.2	24E-0005
PCB-080	33284-52-5	pg/g	11	0				14.4	-
PCB-081	70362-50-4	pg/g	11	10	3.75	25.8	11.9	14.8	24E-0005
PCB-082	52663-62-4	pg/g	11	11	202	1290	606	12	24E-0005
PCB-083	60145-20-2	pg/g	11	11	182	929	471	14.6	24E-0005
PCB-084	52663-60-2	pg/g	11	11	559	3250	1650	13.8	24E-0005
PCB-085/116	PCB-85/116	pg/g	11	11	405	2330	1160	10.7	24E-0005
PCB-086/087/097/109/119/125	PCB-86+	pg/g	11	11	1320	7530	3770	9.66	24E-0005
PCB-088	55215-17-3	pg/g	11	0				12.7	-
PCB-089	73575-57-2	pg/g	11	11	39.5	299	133	11.3	24E-0005
PCB-090/101/113	PCB-90/101/113	pg/g	11	11	2230	11200	5920	10.4	24E-0005
PCB-091	68194-05-8	pg/g	11	11	574	3030	1600	11.3	24E-0005
PCB-092	52663-61-3	pg/g	11	11	796	3490	2050	12.3	24E-0005
PCB-093/100	PCB-93/100	pg/g	11	11	113	459	281	12.5	24E-0005
PCB-094	73575-55-0	pg/g	11	11	101	399	241	13.7	24E-0005
PCB-095	38379-99-6	pg/g	11	11	1580	8420	4360	12	24E-0005
PCB-096	73575-54-9	pg/g	11	11	29.6	189	90.9	4.76	24E-0005
PCB-098	60233-25-2	pg/g	11	10	12	126	47.2	10.2	24E-0005

Table 25
Phase 2 Reach Mussel Tissue Analytical Results Statistics
Phase 2 Data Evaluation Summary Memorandum
Lower Neponset River
Boston and Milton, Massachusetts

Analyte	CAS Number	Units (Wet Weight)	Number of Samples	Number of Detections	Min. Detected Value	Max Detected Value	Avg. Detected Values	Max RDL	Location of Max. Detection
PCB-099	38380-01-7	pg/g	11	11	1180	6120	3270	8.81	24E-0005
PCB-102	68194-06-9	pg/g	11	11	146	826	417	10	24E-0005
PCB-103	60145-21-3	pg/g	11	11	67.5	255	166	11.4	24E-0005
PCB-104	56558-16-8	pg/g	11	11	4.28	14.8	10.4	4.64	24E-0005
PCB-105	32598-14-4	pg/g	11	11	482	2300	1240	9.08	24E-0005
PCB-106	70424-69-0	pg/g	11	0				8.27	-
PCB-107	70424-68-9	pg/g	11	11	136	607	347	7.79	24E-0005
PCB-108/124	PCB-108/124	pg/g	11	11	72.4	306	178	8.74	24E-0005
PCB-110	38380-03-9	pg/g	11	11	2580	13100	6960	8.4	24E-0005
PCB-111	39635-32-0	pg/g	11	10	7.41	24.2	15.3	8.71	24E-0009
PCB-112	74472-36-9	pg/g	11	11	12.4	73.7	37.5	7.34	24E-0005
PCB-114	74472-37-0	pg/g	11	11	33.2	148	86.6	8.45	24E-0005
PCB-115	74472-38-1	pg/g	11	0				7.16	-
PCB-117	68194-11-6	pg/g	11	11	166	709	427	9.47	24E-0005
PCB-118	31508-00-6	pg/g	11	11	1590	7070	4070	9.91	24E-0005
PCB-120	68194-12-7	pg/g	11	11	10.6	42.9	26.9	7.14	24E-0005
PCB-121	56558-18-0	pg/g	11	6	3.39	10.7	7.25	7.71	24E-0005
PCB-122	76842-07-4	pg/g	11	11	24	129	69.1	10.5	24E-0005
PCB-123	65510-44-3	pg/g	11	11	38.1	171	99.1	8.44	24E-0005
PCB-126	57465-28-8	pg/g	11	11	4.66	17.4	10.7	6.19	24E-0005
PCB-127	39635-33-1	pg/g	11	1	9.82	9.82	9.82	9.18	24E-0005
PCB-128/166	PCB-128/166	pg/g	11	11	284	877	628	5	24E-0005
PCB-129/138/163	PCB-129/138/163	pg/g	11	11	2360	7900	5580	6.45	24E-0005
PCB-130	52663-66-8	pg/g	11	11	167	541	376	8.01	24E-0005
PCB-131	61798-70-7	pg/g	11	11	19.2	81.8	50.1	7.37	24E-0005
PCB-132	38380-05-1	pg/g	11	11	578	2240	1380	7.01	24E-0005
PCB-133	35694-04-3	pg/g	11	11	54.3	173	124	6.5	24E-0005
PCB-134	52704-70-8	pg/g	11	11	133	537	331	8.01	24E-0005
PCB-135/151	PCB-135/151	pg/g	11	11	620	2670	1580	6.51	24E-0005
PCB-136	38411-22-2	pg/g	11	11	196	859	502	5.54	24E-0005
PCB-137	35694-06-5	pg/g	11	11	92.5	335	217	6.97	24E-0005
PCB-139/140	PCB-139/140	pg/g	11	11	37.6	157	94.8	6.28	24E-0005
PCB-141	52712-04-6	pg/g	11	11	227	865	540	6.9	24E-0005
PCB-142	41411-61-4	pg/g	11	0				7.33	-
PCB-143	68194-15-0	pg/g	11	2	6.13	10.2	8.17	6.8	24E-0009
PCB-144	68194-14-9	pg/g	11	11	51.7	222	131	6.68	24E-0005
PCB-145	74472-40-5	pg/g	11	7	2.17	5.11	2.97	4.96	24E-0005
PCB-146	51908-16-8	pg/g	11	11	297	1010	692	5.67	24E-0005
PCB-147/149	PCB-147/149	pg/g	11	11	1290	4970	3140	6	24E-0005
PCB-148	74472-41-6	pg/g	11	11	8.27	30.9	20.3	6.51	24E-0005
PCB-150	68194-08-1	pg/g	11	11	6.02	22.2	14.8	5.33	24E-0009
PCB-152	68194-09-2	pg/g	11	11	6.47	23.4	15	4.58	24E-0005
PCB-153/168	PCB-153/168	pg/g	11	11	1680	5170	3840	5.14	24E-0005
PCB-154	60145-22-4	pg/g	11	11	48.6	184	124	6.2	24E-0005
PCB-155	33979-03-2	pg/g	11	6	0.638	1.67	1.13	4.51	24E-0008
PCB-156/157	PCB-156/157	pg/g	11	11	154	508	355	10.5	24E-0005
PCB-158	74472-42-7	pg/g	11	11	134	516	335	5.11	24E-0005
PCB-159	39635-35-3	pg/g	11	11	7.46	31.2	20.2	3.86	24E-0005
PCB-160	41411-62-5	pg/g	11	0				5.72	-
PCB-161	74472-43-8	pg/g	11	0				4.74	-
PCB-162	39635-34-2	pg/g	11	11	7.95	27.2	18.5	4.62	24E-0005
PCB-164	74472-45-0	pg/g	11	11	118	451	289	4.99	24E-0005
PCB-165	74472-46-1	pg/g	11	10	6.91	22.1	15.5	5.47	24E-0005
PCB-167	52663-72-6	pg/g	11	11	83.9	251	188	4.32	24E-0005

Table 25
Phase 2 Reach Mussel Tissue Analytical Results Statistics
Phase 2 Data Evaluation Summary Memorandum
Lower Neponset River
Boston and Milton, Massachusetts

Analyte	CAS Number	Units (Wet Weight)	Number of Samples	Number of Detections	Min. Detected Value	Max Detected Value	Avg. Detected Values	Max RDL	Location of Max. Detection
PCB-169	32774-16-6	pg/g	11	0				9.27	-
PCB-170	35065-30-6	pg/g	11	11	225	743	516	9.95	24E-0005
PCB-171/173	PCB-171/173	pg/g	11	11	40	148	105	15.5	24E-0005
PCB-172	52663-74-8	pg/g	11	11	48.6	156	111	14.7	24E-0005
PCB-174	38411-25-5	pg/g	11	11	219	845	554	14.1	24E-0005
PCB-175	40186-70-7	pg/g	11	11	5.41	24.9	16.3	14.8	24E-0005
PCB-176	52663-65-7	pg/g	11	11	30	120	73.8	7.04	24E-0009
PCB-177	52663-70-4	pg/g	11	11	145	488	351	14.1	24E-0005
PCB-178	52663-67-9	pg/g	11	11	91	295	206	9.37	24E-0005
PCB-179	52663-64-6	pg/g	11	11	129	410	293	6.01	24E-0005
PCB-180/193	PCB-180/193	pg/g	11	11	534	1650	1230	12.2	24E-0005
PCB-181	74472-47-2	pg/g	11	10	4.96	16.2	10.4	13.6	24E-0005
PCB-182	60145-23-5	pg/g	11	10	3.06	10.5	6.88	12.4	24E-0005
PCB-183	52663-69-1	pg/g	11	11	70.1	272	190	13.5	24E-0005
PCB-184	74472-48-3	pg/g	11	3	0.565	2.14	1.41	6.59	24E-0006
PCB-185	52712-05-7	pg/g	11	11	27.8	98.4	65.2	15.2	24E-0005
PCB-186	74472-49-4	pg/g	11	0				5.87	-
PCB-187	52663-68-0	pg/g	11	11	343	1150	833	12	24E-0005
PCB-188	74487-85-7	pg/g	11	9	1.34	4.17	2.89	6.86	24E-0006
PCB-189	39635-31-9	pg/g	11	11	10.6	28.5	21.6	5.95	24E-0009
PCB-190	41411-64-7	pg/g	11	11	53.5	165	122	7.15	24E-0005
PCB-191	74472-50-7	pg/g	11	10	4	15.7	11	11.5	24E-0005
PCB-192	74472-51-8	pg/g	11	0				10.3	-
PCB-194	35694-08-7	pg/g	11	11	109	430	277	6.63	24E-0005
PCB-195	52663-78-2	pg/g	11	11	53.4	220	141	7.35	24E-0005
PCB-196	42740-50-1	pg/g	11	11	11.9	50.2	32.4	10.7	24E-0005
PCB-197	33091-17-7	pg/g	11	10	1.36	5.72	3.63	7.49	24E-0005
PCB-198/199	PCB-198/199	pg/g	11	11	124	474	315	9.43	24E-0009
PCB-200	52663-73-7	pg/g	11	11	17.1	59.2	44.4	8.21	24E-0009
PCB-201	40186-71-8	pg/g	11	11	8.23	30.7	21.8	8.29	24E-0009
PCB-202	2136-99-4	pg/g	11	11	42.6	147	102	8.01	24E-0009
PCB-203	52663-76-0	pg/g	11	11	94	295	209	8.72	24E-0009
PCB-204	74472-52-9	pg/g	11	0				7.33	-
PCB-205	74472-53-0	pg/g	11	11	6.17	25.6	17.6	5.9	24E-0005
PCB-206	40186-72-9	pg/g	11	11	93.6	280	210	13.7	24E-0005
PCB-207	52663-79-3	pg/g	11	10	1.57	8.52	5.09	12.4	24E-0005
PCB-208	52663-77-1	pg/g	11	11	32.4	99.9	73.3	11.3	24E-0005
PCB-209	2051-24-3	pg/g	11	11	85.6	271	203	9.09	24E-0009
Total Decachlorobiphenyls	RA_Total_DECPCB	pg/g	11	11	85.6	271	203	9.09	24E-0009
Total Dichlorobiphenyls	RA_Total_DIPCB	pg/g	11	11	2387.8	5717.2	4712.44	11.6	24E-0009
Total Heptachlorobiphenyls	RA_Total_HEPPCB	pg/g	11	11	2000.07	6610.37	4713.36	15.5	24E-0005
Total Hexachlorobiphenyls	RA_Total_HEXPCB	pg/g	11	11	8687.05	30322.8	20606.9	10.5	24E-0005
Total Monochlorobiphenyls	RA_Total_MONPCB	pg/g	11	11	203	594.6	450.26	11.8	24E-0005
Total Nonachlorobiphenyls	RA_Total_NONPCB	pg/g	11	11	127.57	385.45	288.03	13.7	24E-0005
Total Octachlorobiphenyls	RA_Total_OCTPCB	pg/g	11	11	497.36	1603.9	1164.13	10.7	24E-0009
Total PCB Congeners	RA_Tot_PCB_Cong	pg/g	11	11	59003.5	248850	150861	30.4	24E-0005
Total Pentachlorobiphenyls	RA_Total_PENPCB	pg/g	11	11	14701.9	74626.4	39815	14.6	24E-0005
Total Tetrachlorobiphenyls	RA_Total_TETPCB	pg/g	11	11	19650.4	96964.6	53182.3	17.3	24E-0005
Total Trichlorobiphenyls	RA_Total_TRICPB	pg/g	11	11	10618.9	38996.7	25725.3	30.4	24E-0009
PCB-TEQ (Bird)	TEQ-B-PCB	pg/g	11	11	8.17	51.95	23.14	-	24E-0005
PCB-TEQ (Fish)	TEQ-F-PCB	pg/g	11	11	0.05	0.23	0.13	-	24E-0005
PCB-TEQ (Mammal)	TEQ-M-PCB	pg/g	11	11	0.56	2.13	1.29	-	24E-0005
TCL Pesticides									
ALDRIN	309-00-2	ug/kg	11	0				0.22	-

Table 25
Phase 2 Reach Mussel Tissue Analytical Results Statistics
Phase 2 Data Evaluation Summary Memorandum
Lower Neponset River
Boston and Milton, Massachusetts

Analyte	CAS Number	Units (Wet Weight)	Number of Samples	Number of Detections	Min. Detected Value	Max Detected Value	Avg. Detected Values	Max RDL	Location of Max. Detection
ALPHA BHC (ALPHA HEXACHLOROCYCLOHEXANE)	319-84-6	ug/kg	11	0				0.26	-
ALPHA ENDOSULFAN (ENDOSULFAN I)	959-98-8	ug/kg	11	0				0.42	-
BETA BHC (BETA HEXACHLOROCYCLOHEXANE)	319-85-7	ug/kg	11	0				0.40	-
BETA ENDOSULFAN (ENDOSULFAN II)	33213-65-9	ug/kg	11	0				0.35	-
cis-Chlordane (alpha-Chlordane)	5103-71-9	ug/kg	11	11	0.15	0.69	0.28	0.12	24E-0007A
DELTA BHC (DELTA HEXACHLOROCYCLOHEXANE)	319-86-8	ug/kg	11	0				0.28	-
DIELDRIN	60-57-1	ug/kg	11	0				0.22	-
ENDOSULFAN SULFATE	1031-07-8	ug/kg	11	0				0.22	-
ENDRIN	72-20-8	ug/kg	11	0				0.45	-
ENDRIN ALDEHYDE	7421-93-4	ug/kg	11	0				0.56	-
ENDRIN KETONE	53494-70-5	ug/kg	11	0				0.16	-
GAMMA BHC (LINDANE)	58-89-9	ug/kg	11	0				0.17	-
HEPTACHLOR	76-44-8	ug/kg	11	0				0.090	-
HEPTACHLOR EPOXIDE	1024-57-3	ug/kg	11	0				0.061	-
METHOXYCHLOR	72-43-5	ug/kg	11	0				0.15	-
P,P'-DDD (4,4'-DDD)	72-54-8	ug/kg	11	11	0.57	1.1	0.89	0.13	24E-0006
P,P'-DDE (4,4'-DDE)	72-55-9	ug/kg	11	9	0.85	1.1	0.93	0.70	24E-0006
P,P'-DDT (4,4'-DDT)	50-29-3	ug/kg	11	0				0.35	-
Trans-Chlordane (Gamma-Chlordane)	5103-74-2	ug/kg	11	11	0.27	0.72	0.49	0.13	24E-0007A

Table 25
Phase 2 Reach Mussel Tissue Analytical Results Statistics
Phase 2 Data Evaluation Summary Memorandum
Lower Neponset River
Boston and Milton, Massachusetts

Notes:
(a) The number of samples shown and the calculation of summary statistics treated the parent and field duplicate as individual samples.

Sums & TEQs
(a) The homolog group sums for PCBs and PCDD/Fs were calculated by summing the detected congeners in each group; if no congeners in a group were detected, the maximum reporting detection limit for any individual congener in that homolog group was used.
(b) The concentration of total PCB congeners was calculated as the sum of detected congeners in each sample.
(c) Total PAHs, total HMW PAHs, and total LMW PAHs were calculated as the sum of all or select detected concentrations of the following: acenaphthene (LMW), acenaphthylene (LMW), anthracene (LMW), fluorene (LMW), 2-methylnaphthalene (LMW), naphthalene (LMW), phenanthrene (LMW), benzo(a)anthracene (HMW), benzo(b)fluoranthene (HMW), benzo(k)fluoranthene (HMW), benzo(g,h,i)perylene (HMW), benzo(a)pyrene (HMW), chrysene (HMW), dibenzo(a,h)anthracene (HMW), fluoranthene (HMW), indeno(1,2,3-cd)pyrene (HMW), and pyrene (HMW); if no PAHs in a group were detected, the maximum reporting detection limit for any individual PAH in that group was used.
(d) PCDD/F TEQ and PCB Toxic Equivalency (TEQ) values were calculated by summing the detected compounds in each group that have been multiplied by their specific Toxic Equivalency Factors (TEFs); see Table 51 for more details. For any sample that did not have any detected compounds, the resulting TEQ is shown as a zero.
(e) For coelution of dioxin-like (DL) and non-DL congeners, TEF is applied to the full reported concentration.
(f) Calculated total values are inclusive of Estimated Maximum Possible Concentration (EMPC) results.

Analytes:
PAH - polycyclic aromatic hydrocarbons
PCB - polychlorinated biphenyl
PCDD/F - polychlorinated dibenzodioxins/furans
TAL - target analyte list
TCL - target compound list

Units:
% - percent
mg/kg - milligrams per kilogram
ng/g - nanograms per gram
pg/g - picograms per gram
ug/kg - micrograms per kilogram

Table 26
Phase 1 Reach Mussel Tissue Counts Above Ecological PAL
Phase 2 Data Evaluation Summary Memorandum
Lower Neponset River
Boston and Milton, Massachusetts

Analyte	CAS Number	Units (Wet Weight)	Ecological PAL (b)	Number of Samples	Number of Detections	Min. Detected Value	Max Detected Value	Avg. Detected Values	Number of Samples Above Ecological PAL	Location of Max. Detection
PCDD/Fs										
Total PCDD/F TEQ (Bird)	TEQ-B-DF	pg/g	8	6	6	0.79	1.83	1.25	0	24E-0003
Total PCDD/F TEQ (Fish)	TEQ-F-DF	pg/g	6.4	6	6	0.08	0.55	0.36	0	24E-0001
Total PCDD/F TEQ (Mammal)	TEQ-M-DF	pg/g	0.58	6	6	0.16	0.62	0.42	1	24E-0003
Metals and Mercury										
Aluminum	7429-90-5	mg/kg		6	0				0	-
Antimony	7440-36-0	mg/kg		6	0				0	-
Arsenic	7440-38-2	mg/kg	6.6	6	6	0.25	0.4	0.31	0	24E-0004
Barium	7440-39-3	mg/kg		6	6	128	406	255	0	24E-0004
Beryllium	7440-41-7	mg/kg		6	0				0	-
Cadmium	7440-43-9	mg/kg	0.15	6	4	0.16	0.18	0.18	4	24E-0001 24E-0004
Chromium, Total	7440-47-3	mg/kg		6	1	0.73	0.73	0.73	0	24E-0004
Cobalt	7440-48-4	mg/kg		6	0				0	-
Copper	7440-50-8	mg/kg		6	6	1.2	2.2	1.7	0	24E-0003
Iron	7439-89-6	mg/kg		6	6	596	1490	1050	0	24E-0001
Lead	7439-92-1	mg/kg	0.12	6	5	0.21	0.39	0.29	5	24E-0004
Manganese	7439-96-5	mg/kg		6	6	481	1690	976	0	24E-0004
Mercury	7439-97-6	ng/g	74	6	6	34.2	56.5	45.8	0	24E-0004
Methyl Mercury	22967-92-6	ng/g	74	6	6	12	21.9	15.9	0	24E-0004
Nickel	7440-02-0	mg/kg		6	0				0	-
Selenium	7782-49-2	mg/kg	0.024	6	6	0.2	0.31	0.24	6	24E-0004
Silver	7440-22-4	mg/kg		6	0				0	-
Thallium	7440-28-0	mg/kg		6	0				0	-
Vanadium	7440-62-2	mg/kg		6	0				0	-
Zinc	7440-66-6	mg/kg		6	6	12.1	31.1	23	0	24E-0004
PAHs										
2-Methylnaphthalene	91-57-6	ug/kg		6	0				0	-
Acenaphthene	83-32-9	ug/kg		6	0				0	-
ACENAPHTHYLENE	208-96-8	ug/kg		6	0				0	-
ANTHRACENE	120-12-7	ug/kg		6	0				0	-
BENZO(A)ANTHRACENE	56-55-3	ug/kg		6	0				0	-
BENZO(A)PYRENE	50-32-8	ug/kg		6	0				0	-
Benzo(B)Fluoranthene	205-99-2	ug/kg		6	0				0	-
Benzo(G,H,I)Perylene	191-24-2	ug/kg		6	0				0	-
Benzo(K)Fluoranthene	207-08-9	ug/kg		6	0				0	-
CHRYSENE	218-01-9	ug/kg		6	0				0	-
DIBENZ(A,H)ANTHRACENE	53-70-3	ug/kg		6	0				0	-
FLUORANTHENE	206-44-0	ug/kg	19000	6	2	9.95	10	9.98	0	24E-0001
FLUORENE	86-73-7	ug/kg		6	0				0	-
INDENO(1,2,3-C,D)PYRENE	193-39-5	ug/kg		6	4	10.5	15.3	12.3	0	24E-0003
Naphthalene	91-20-3	ug/kg		6	0				0	-
PHENANTHRENE	85-01-8	ug/kg		6	0				0	-
PYRENE	129-00-0	ug/kg	1000	6	3	9.86	12.6	11.1	0	24E-0001
PCB Congeners										
PCB-TEQ (Bird)	TEQ-B-PCB	pg/g	8	6	6	11.42	34.43	21.44	6	24E-0004
PCB-TEQ (Fish)	TEQ-F-PCB	pg/g	6.4	6	6	0.09	0.20	0.14	0	24E-0004
PCB-TEQ (Mammal)	TEQ-M-PCB	pg/g	0.58	6	6	1.04	2.08	1.51	6	24E-0004
Total PCB Congeners	RA_Tot_PCB_Cong	pg/g	35000	6	6	115537	420838	228392	6	24E-0004
TCL Pesticides										
ALDRIN	309-00-2	ug/kg		6	0				0	-
ALPHA BHC (ALPHA HEXACHLOROCYCLOHEXANE)	319-84-6	ug/kg		6	0				0	-
ALPHA ENDOSULFAN (ENDOSULFAN I)	959-98-8	ug/kg		6	0				0	-

Table 26
Phase 1 Reach Mussel Tissue Counts Above Ecological PAL
Phase 2 Data Evaluation Summary Memorandum
Lower Neponset River
Boston and Milton, Massachusetts

Analyte	CAS Number	Units (Wet Weight)	Ecological PAL (b)	Number of Samples	Number of Detections	Min. Detected Value	Max Detected Value	Avg. Detected Values	Number of Samples Above Ecological PAL	Location of Max. Detection
BETA BHC (BETA HEXACHLOROCYCLOHEXANE)	319-85-7	ug/kg		6	0				0	-
BETA ENDOSULFAN (ENDOSULFAN II)	33213-65-9	ug/kg		6	0				0	-
cis-Chlordane (alpha-Chlordane)	5103-71-9	ug/kg	60	6	6	0.52	0.68	0.62	0	24E-0001
DELTA BHC (DELTA HEXACHLOROCYCLOHEXANE)	319-86-8	ug/kg		6	0				0	-
DIELDRIN	60-57-1	ug/kg	44	6	0				0	-
ENDOSULFAN SULFATE	1031-07-8	ug/kg		6	0				0	-
ENDRIN	72-20-8	ug/kg		6	0				0	-
ENDRIN ALDEHYDE	7421-93-4	ug/kg		6	0				0	-
ENDRIN KETONE	53494-70-5	ug/kg		6	0				0	-
GAMMA BHC (LINDANE)	58-89-9	ug/kg		6	0				0	-
HEPTACHLOR	76-44-8	ug/kg		6	0				0	-
HEPTACHLOR EPOXIDE	1024-57-3	ug/kg		6	0				0	-
METHOXYCHLOR	72-43-5	ug/kg		6	0				0	-
P,P'-DDD (4,4'-DDD)	72-54-8	ug/kg	51	6	6	0.89	2	1.3	0	24E-0004
P,P'-DDE (4,4'-DDE)	72-55-9	ug/kg	51	6	6	1	1.8	1.4	0	24E-0004
P,P'-DDT (4,4'-DDT)	50-29-3	ug/kg	51	6	0				0	-
Trans-Chlordane (Gamma-Chlordane)	5103-74-2	ug/kg	60	6	6	0.56	0.66	0.62	0	24E-0004

Table 26
Phase 1 Reach Mussel Tissue Counts Above Ecological PAL
Phase 2 Data Evaluation Summary Memorandum
Lower Neponset River
Boston and Milton, Massachusetts

Notes:
(a) The number of samples shown and the calculation of summary statistics treated the parent and field duplicate as individual samples.

Sums and TEQ:
(a) The homolog groups sums for PCBs and PCDD/Fs were calculated by summing the detected congeners in each group; if no congeners in a group were detected, the maximum reporting detection limit for any individual congener in that homolog group was used.
(b) The concentration of total PCB congeners was calculated as the sum of detected congeners in each sample.
(c) PCDD/F TEQ and PCB Toxic Equivalency (TEQ) values were calculated by summing the detected compounds in each group that have been multiplied by their specific Toxic Equivalency Factors (TEFs); see Table 51 for more details. For any sample that did not have any detected compounds, the resulting TEQ is shown as a zero.
(d) For coelution of dioxin-like (DL) and non-DL congeners, TEF is applied to the full reported concentration.
(e) Calculated total values are inclusive of Estimated Maximum Possible Concentration (EMPC) results.

Project Action Limits (PALs):
A blank cell for the PAL indicates no PAL is available.
See Table 51 for additional details.

Analytes:
PAH - polycyclic aromatic hydrocarbons
PCB - polychlorinated biphenyl
PCDD/F - polychlorinated dibenzodioxins/furans
TAL - target analyte list
TCL - target compound list

Units:
mg/kg - miligrams per kilogram
ng/g - nanograms per gram
pg/g - picogram per gram
ug/kg - micrograms per kilogram

Table 27
Phase 2 Reach Mussel Tissue Counts Above Ecological PAL
Phase 2 Data Evaluation Summary Memorandum
Lower Neponset River
Boston and Milton, Massachusetts

Analyte	CAS Number	Units	Ecological PAL	Number of Samples	Number of Detections	Min. Detected Value	Max Detected Value	Avg. Detected Values	Number of Samples Above Ecological PAL	Location of Max. Detection
PCDD/Fs										
Total PCDD/F TEQ (Bird)	TEQ-B-DF	pg/g	8	11	11	0.01	1.90	1.11	0	24E-0008
Total PCDD/F TEQ (Fish)	TEQ-F-DF	pg/g	6.4	11	11	0.01	0.59	0.35	0	24E-0008
Total PCDD/F TEQ (Mammal)	TEQ-M-DF	pg/g	0.58	11	11	0.03	0.53	0.34	0	24E-0008
Metals and Mercury										
Aluminum	7429-90-5	mg/kg		11	0				0	-
Antimony	7440-36-0	mg/kg		11	0				0	-
Arsenic	7440-38-2	mg/kg	6.6	11	11	0.2	0.4	0.32	0	24E-0009
Barium	7440-39-3	mg/kg		11	11	135	359	249	0	24E-0005
Beryllium	7440-41-7	mg/kg		11	0				0	-
Cadmium	7440-43-9	mg/kg	0.15	11	2	0.17	0.2	0.19	2	24E-0005
Chromium, Total	7440-47-3	mg/kg		11	0				0	-
Cobalt	7440-48-4	mg/kg		11	0				0	-
Copper	7440-50-8	mg/kg		11	11	0.73	1.9	1.3	0	24E-0008
Iron	7439-89-6	mg/kg		11	11	583	1390	1010	0	24E-0005
Lead	7439-92-1	mg/kg	0.12	11	10	0.18	0.37	0.27	10	24E-0009
Manganese	7439-96-5	mg/kg		11	11	388	1430	953	0	24E-0005
Mercury	7439-97-6	ng/g	74	11	11	47.3	86.9	60	2	24E-0008
Methyl Mercury	22967-92-6	ng/g	74	11	11	12.8	22.9	17	0	24E-0005
Nickel	7440-02-0	mg/kg		11	0				0	-
Selenium	7782-49-2	mg/kg	0.024	11	9	0.17	0.27	0.21	9	24E-0006
Silver	7440-22-4	mg/kg		11	0				0	-
Thallium	7440-28-0	mg/kg		11	0				0	-
Vanadium	7440-62-2	mg/kg		11	0				0	-
Zinc	7440-66-6	mg/kg		11	11	10.2	32.6	21.8	0	24E-0005
PAHs										
2-Methylnaphthalene	91-57-6	ug/kg		11	0				0	-
Acenaphthene	83-32-9	ug/kg		11	0				0	-
ACENAPHTHYLENE	208-96-8	ug/kg		11	0				0	-
ANTHRACENE	120-12-7	ug/kg		11	0				0	-
BENZO(A)ANTHRACENE	56-55-3	ug/kg		11	0				0	-
BENZO(A)PYRENE	50-32-8	ug/kg		11	0				0	-
Benzo(B)Fluoranthene	205-99-2	ug/kg		11	0				0	-
Benzo(G,H,I)Perylene	191-24-2	ug/kg		11	0				0	-
Benzo(K)Fluoranthene	207-08-9	ug/kg		11	0				0	-
CHRYSENE	218-01-9	ug/kg		11	0				0	-
DIBENZ(A,H)ANTHRACENE	53-70-3	ug/kg		11	0				0	-
FLUORANTHENE	206-44-0	ug/kg	19000	11	0				0	-
FLUORENE	86-73-7	ug/kg		11	0				0	-
INDENO(1,2,3-C,D)PYRENE	193-39-5	ug/kg		11	1	10.5	10.5	10.5	0	24E-0007A
Naphthalene	91-20-3	ug/kg		11	0				0	-
PHENANTHRENE	85-01-8	ug/kg		11	0				0	-
PYRENE	129-00-0	ug/kg	1000	11	0				0	-
PCB Congeners										
PCB-TEQ (Bird)	TEQ-B-PCB	pg/g	8	11	11	8.17	51.95	23.14	11	24E-0005
PCB-TEQ (Fish)	TEQ-F-PCB	pg/g	6.4	11	11	0.05	0.23	0.13	0	24E-0005
PCB-TEQ (Mammal)	TEQ-M-PCB	pg/g	0.58	11	11	0.56	2.13	1.29	10	24E-0005
Total PCB Congeners	RA Tot PCB Cong	pg/g	35000	11	11	59003.5	248850	150861	11	24E-0005
TCL Pesticides										
ALDRIN	309-00-2	ug/kg		11	0				0	-
ALPHA BHC (ALPHA HEXACHLOROCYCLOHEXANE)	319-84-6	ug/kg		11	0				0	-
ALPHA ENDOSULFAN (ENDOSULFAN I)	959-98-8	ug/kg		11	0				0	-
BETA BHC (BETA HEXACHLOROCYCLOHEXANE)	319-85-7	ug/kg		11	0				0	-
BETA ENDOSULFAN (ENDOSULFAN II)	33213-65-9	ug/kg		11	0				0	-

Table 27
Phase 2 Reach Mussel Tissue Counts Above Ecological PAL
Phase 2 Data Evaluation Summary Memorandum
Lower Neponset River
Boston and Milton, Massachusetts

Analyte	CAS Number	Units	Ecological PAL	Number of Samples	Number of Detections	Min. Detected Value	Max Detected Value	Avg. Detected Values	Number of Samples Above Ecological PAL	Location of Max. Detection
cis-Chlordane (alpha-Chlordane)	5103-71-9	ug/kg	60	11	11	0.15	0.69	0.28	0	24E-0007A
DELTA BHC (DELTA HEXACHLOROCYCLOHEXANE)	319-86-8	ug/kg		11	0				0	-
DIELDRIN	60-57-1	ug/kg	44	11	0				0	-
ENDOSULFAN SULFATE	1031-07-8	ug/kg		11	0				0	-
ENDRIN	72-20-8	ug/kg		11	0				0	-
ENDRIN ALDEHYDE	7421-93-4	ug/kg		11	0				0	-
ENDRIN KETONE	53494-70-5	ug/kg		11	0				0	-
GAMMA BHC (LINDANE)	58-89-9	ug/kg		11	0				0	-
HEPTACHLOR	76-44-8	ug/kg		11	0				0	-
HEPTACHLOR EPOXIDE	1024-57-3	ug/kg		11	0				0	-
METHOXYCHLOR	72-43-5	ug/kg		11	0				0	-
P,P'-DDD (4,4'-DDD)	72-54-8	ug/kg	51	11	11	0.57	1.1	0.89	0	24E-0006
P,P'-DDE (4,4'-DDE)	72-55-9	ug/kg	51	11	9	0.85	1.1	0.93	0	24E-0006
P,P'-DDT (4,4'-DDT)	50-29-3	ug/kg	51	11	0				0	-
Trans-Chlordane (Gamma-Chlordane)	5103-74-2	ug/kg	60	11	11	0.27	0.72	0.49	0	24E-0007A

Table 27
Phase 2 Reach Mussel Tissue Counts Above Ecological PAL
Phase 2 Data Evaluation Summary Memorandum
Lower Neponset River
Boston and Milton, Massachusetts

Notes:
(a) The number of samples shown and the calculation of summary statistics treated the parent and field duplicate as individual samples.

Sums & TEQs
(a) The homolog groups sums for PCBs and PCDD/Fs were calculated by summing the detected congeners in each group; if no congeners in a group were detected, the maximum reporting detection limit for any individual congener in that homolog group was used.
(b) The concentration of total PCB congeners was calculated as the sum of detected congeners in each sample.
(c) PCDD/F TEQ and PCB Toxic Equivalency (TEQ) values were calculated by summing the detected compounds in each group that have been multiplied by their specific Toxic Equivalency Factors (TEFs); see Table 51 for more details. For any sample that did not have any detected compounds, the resulting TEQ is shown as a zero.
(d) For coelution of dioxin-like (DL) and non-DL congeners, TEF is applied to the full reported concentration.
(e) Calculated total values are inclusive of Estimated Maximum Possible Concentration (EMPC) results.

Analytes:
PAH - polycyclic aromatic hydrocarbons
PCB - polychlorinated biphenyl
PCDD/F - polychlorinated dibenzodioxins/furans
TAL - target analyte list
TCL - target compound list

Units:
mg/kg - miligrams per kilogram
ng/g - nanograms per gram
pg/g - picogram per gram
ug/kg - micrograms per kilogram

Project Action Limits (PALs):
A blank cell for the PAL indicates no PAL is available.
See Table 51 for more details.

Table 28
Phase 2 Reach Sediment Analytical Results
Phase 2 Data Evaluation Summary Memorandum
Lower Neponset River
Boston and Milton, Massachusetts

					Location	24A-0001	24A-0002	24A-0003	24A-0004	24A-0004	24A-0005	24A-0006	24A-0007	24A-0008	24A-0009	24A-0010	24A-0011	24A-0012	24A-0013
					Sample Name	24A-0001-AS	24A-0002-AS	24A-0003-AS	24A-0004-AS	24A-0004-AD	24A-0005-AS	24A-0006-AS	24A-0007-AS	24A-0008-AS	24A-0009-AS	24A-0010-AS	24A-0011-AS	24A-0012-AS	24A-0013-AS
					Sample Date	10/29/2024	10/29/2024	10/29/2024	10/29/2024	10/29/2024	10/29/2024	10/29/2024	10/28/2024	10/28/2024	10/28/2024	10/28/2024	10/28/2024	10/28/2024	10/28/2024
					Sample Type	N	N	N	N	FD	N	N	N	N	N	N	N	N	N
					Depth Interval	0 - 0.5 ft	0 - 0.5 ft	0 - 0.5 ft	0 - 0.5 ft	0 - 0.5 ft	0 - 0.5 ft	0 - 0.5 ft	0 - 0.5 ft	0 - 0.5 ft	0 - 0.5 ft	0 - 0.5 ft	0 - 0.5 ft	0 - 0.5 ft	0 - 0.5 ft
Analyte	Cas No.	Units	Human Health PAL	Ecological PAL															
Grain Size																			
%CLAY	%CLAY	%			0	0	0	0	0	0	0	0	0	0	0	0	0	0	0
%COARSE SAND >.5-1MM (USDA classification)	%COARSESAND	%			12.5	32.3	15.5	22.4	20.0	24.1	14.3	25.0	19.2	29.6	7.0	3.0	18.0	25.8
%FINE SAND >.125-.25 mm (USDA classification)	%FINE SAND	%			23.2	2.6	11.9	11.2	8.6	11.1	5.1	16.0	14.6	5.5	30.3	72.0	27.1	11.4
%MEDIUM SAND >.25-5 mm (USDA classification)	%MEDIUM SAND	%			38.9	20.5	38.8	29.8	25.7	26.2	42.3	23.3	39.4	33.0	42.8	18.4	34.1	33.6
Gravel	GRAVEL	%			16.0	28.0	30.3	27.5	35.7	27.5	8.1	28.6	16.4	17.0	9.3	6.6	20.8	29.2
Hydrometer, Reading 1, Percent Passing	HYD01	%			0	0	0	0	0	0	0	0	0	0	0	0	0	0
Hydrometer, Reading 2, Percent Passing	HYD02	%			0	0	0	0	0	0	0	0	0	0	0	0	0	0
Hydrometer, Reading 3, Percent Passing	HYD03	%			0	0	0	0	0	0	0	0	0	0	0	0	0	0
Hydrometer, Reading 4, Percent Passing	HYD04	%			0	0	0	0	0	0	0	0	0	0	0	0	0	0
Hydrometer, Reading 5, Percent Passing	HYD05	%			0	0	0	0	0	0	0	0	0	0	0	0	0	0
Hydrometer, Reading 6, Percent Passing	HYD06	%			0	0	0	0	0	0	0	0	0	0	0	0	0	0
Hydrometer, Reading 7, Percent Passing	HYD07	%			0	0	0	0	0	0	0	0	0	0	0	0	0	0
Sand	308075-07-2	%			74.6	55.4	66.2	63.4	54.3	61.4	61.7	64.3	73.2	68.1	80.1	93.4	79.2	70.8
SIEVE NO. 10, PERCENT PASSING (2.00 mm)	SIEVE10	%			71.5	39.7	54.2	50.1	44.3	48.4	77.6	46.4	64.4	53.4	83.7	90.4	61.2	45.0
SIEVE NO. 40, PERCENT PASSING (0.425 mm)	SIEVE40	%			32.6	19.2	15.4	20.3	18.6	22.2	35.3	23.1	25.0	20.4	40.9	72.0	27.1	11.4
SIEVE NO. 80, PERCENT PASSING	SIEVE80	%			13.7	17.2	5.2	12.6	12.0	14.1	31.2	11.2	11.5	15.9	15.9	0	8.9	2.7
SIEVE, NO. 20, PERCENT PASSING (0.85 mm)	SIEVE20	%			60.5	29.3	42.5	35.1	31.7	35.6	57.0	37.2	49.3	34.3	74.5	86.8	45.1	24.5
SIEVE, NO. 60, PERCENT PASSING	SIEVE60	%			16.9	17.3	6.5	14.1	13.3	16.1	31.6	14.5	13.2	16.7	20.2	11.8	16.2	6.0
Sieve-U.S. Std. No. 100 (0.15mm)	SIEVEUS100	%			12.0	17.0	4.5	11.3	11.2	12.9	30.9	9.5	11.0	15.6	14.3	0	5.2	1
Sieve-U.S. Std. No. 200 (0.075mm)	SIEVEUS200	%			9.4	16.6	3.5	9.1	10	11.1	30.2	7.1	10.4	14.9	10.6	0	0	0
Sieve-U.S. Std. No. 4 (4.75mm)	SIEVEUS4	%			84.0	72.0	69.7	72.5	64.3	72.5	91.9	71.4	83.6	83.0	90.7	93.4	79.2	70.8
Sieve-US Std. 0.375-inch (9.5 mm)	SIEVE0.375IN	%			94.1	96.6	94.4	93.7	97.6	90.7	99.4	92.8	100.0	100.0	100.0	100.0	100.0	91.3
Sieve-US Std. 0.75-inch (19 mm)	SIEVE0.75IN	%			100.0	100.0	100.0	100.0	100.0	100.0	100.0	100.0	100.0	100.0	100.0	100.0	100.0	100.0
Sieve-US Std. 1.5-inch (37.5 mm)	SIEVE1.5IN	%			100.0	100.0	100.0	100.0	100.0	100.0	100.0	100.0	100.0	100.0	100.0	100.0	100.0	100.0
SIEVE-US std. 1-inch (25 mm)	SIEVE1INCH	%			100.0	100.0	100.0	100.0	100.0	100.0	100.0	100.0	100.0	100.0	100.0	100.0	100.0	100.0
SIEVE-US std. 2-inch (50 mm)	SIEVE2INCH	%			100.0	100.0	100.0	100.0	100.0	100.0	100.0	100.0	100.0	100.0	100.0	100.0	100.0	100.0
SILT	445	%			9.4	16.6	3.5	9.1	10	11.1	30.2	7.1	10.4	14.9	10.6	0	0	0
PCDD/F																			
1,2,3,4,6,7,8-HpCDD	35822-46-9	pg/g	480	500	66.9	19	50.4	45.5	39.6	51.7	51.9	55.9	39.2	17.1	584	7.54	152	52.7
1,2,3,4,6,7,8-HpCDF	67562-39-4	pg/g	480	50	42.9	12.4	26	39.4 J	21.8 J	31.1 J	38.7 J	24.9	15.1	8.71	275	3.21 JN	76.6	29.1
1,2,3,4,7,8,9-HpCDF	55673-89-7	pg/g	480	50	1.64 J	< 0.202 U	< 0.142 U	< 0.335 U	< 0.338 U	< 0.262 U	< 0.217 U	< 0.634 U	< 0.684 U	< 0.581 U	8.85 JN	< 0.432 U	2.4 J	< 0.515 U
1,2,3,4,7,8-HxCDD	39227-28-6	pg/g	48	1	0.92 JN	< 0.525 U	< 0.489 U	0.461 JN	< 0.447 U	< 0.301 U	0.964 J	< 1.24 U	< 1.22 U	< 1.19 U	4.3 JN	< 1.16 U	1.95 JN	< 0.892 U
1,2,3,4,7,8-HxCDF	70648-26-9	pg/g	48	5	2.72 J	1.14 JN	1.68 JN	1.55 JN	1.62 JN	2.02 J	1.71 JN	1.58 JN	< 1.09 U	0.994 JN	11.8	< 0.946 U	2.97 JN	2.1 JN
1,2,3,6,7,8-HxCDD	57653-85-7	pg/g	48	50	3.79	1.19 JN	2.51 JN	1.7 JN	2.19 JN	2.1 JN	2.8 JN	2.75 JN	2.36 J	< 1.27 U	29.3	< 1.16 U	7.73	2.56 J
1,2,3,6,7,8-HxCDF	57117-44-9	pg/g	48	5	2.27 J	0.419 JN	1.22 JN	0.979 JN	0.937 JN	0.852 JN	1.43 J	1.24 JN	< 1.11 U	< 0.522 U	7.12	< 0.909 U	1.54 JN	1.1 J
1,2,3,7,8,9-HxCDD	19408-74-3	pg/g	48	50	1.71 JN	< 0.509 U	1.59 J	0.748 JN	1.32 J	1.24 JN	1.91 JN	< 1.29 U	< 1.28 U	< 1.27 U	14.1	< 1.17 U	4.76 J	1.78 JN
1,2,3,7,8,9-HxCDF	72918-21-9	pg/g	48	5	< 0.43 U	< 0.25 U	< 0.27 U	< 1.13 U	< 0.645 U	< 0.449 U	< 0.161 U	< 1.13 U	< 1.26 U	< 0.585 U	< 2.47 U	< 1.12 U	< 1.72 U	< 1.12 U
1,2,3,7,8-PeCDD	40321-76-4	pg/g	4.8	0.5	< 0.229 UJ	< 0.725 UJ	< 0.919 UJ	< 0.799 UJ	< 0.575 UJ	< 0.475 UJ	< 0.482 UJ	< 1.48 UJ	< 1.3 UJ	< 1.43 UJ	1.74 JN	< 1.13 UJ	< 1.47 UJ	< 1.26 UJ
1,2,3,7,8-PeCDF	57117-41-6	pg/g	160	10	0.872 J	< 0.448 U	< 0.493 U	< 0.695 U	< 0.405 U	< 0.748 U	< 0.363 U	< 1.12 U	< 0.935 U	< 1.13 U	< 1.15 U	< 1.12 U	< 1.02 U	< 1 U
2,3,4,6,7,8-HxCDF	60851-34-5	pg/g	48	5	1.92 JN	0.718 JN	1.97 JN	1.37 JN	1.35 J	1.14 JN	2.15 J	1.58 J	< 1.21 U	< 0.569 U	9.46	< 1.11 U	2.1 JN	1.4 J
2,3,4,7,8-PeCDF	57117-31-4	pg/g	16	1	3.29 J	< 0.417 U	2.75 JN	< 0.66 U	1.92 J	< 0.677 UJ	2.66 JN	1.91 JN	< 0.941 U	< 1.21 U	12.1 J	< 1.2 U	3.12 JN	< 0.964 U
2,3,7,8-TCDD	1746-01-6	pg/g	4.8	0.5	< 1.49 UJ	< 1.99 UJ	< 1.93 UJ	< 1.99 UJ	< 1.82 UJ	< 1.95 UJ	< 1.91 UJ	< 1.98 UJ	< 1.85 UJ	< 1.95 UJ	< 1.96 UJ	< 1.91 UJ	< 1.93 UJ	< 1.94 UJ
2,3,7,8-TCDF	51207-31-9	pg/g	48	10	< 0.209 U	< 0.487 U	1.16 JN	< 0.35 U	< 0.383 U	< 0.307 UJ	1.89 J	< 1.27 UJ	< 1.63 UJ	< 1.47 UJ	4.39	< 1.11 UJ	2.5 JN	< 1.16 UJ
OCDD	3268-87-9	pg/g	16000	5000	445 EB	137 EB	356 EB	297 EB	273 EB	378 EB	363 EB	396 EB	273 EB	109 EB	5560 EB	50.9 EB	1130 EB	315 EB
OCDF	39001-02-0	pg/g	16000	5000	52.4 J	11.7 J	29.8 J	159 J	25.2 J	31.7	29.9	22.1 J	18.6 J	12.8 J	315 J	4.44 JN	88.3 J	38.5 J
Total HpCDD	RA_Total_HpCDD	pg/g			127.7	34.6	96.1	82.1	71.2	95.4	95.2	102.9	79	30.4	1157	12.9	276	94.4
Total HpCDF	RA_Total_HpCDF	pg/g			84.34	21.9	52.9	100.5	42.4	63.6	70.4	51.7	33.4	16.9	633.85	6.64	161.5	54.1
Total HxCDD	RA_Total_HxCDD	pg/g	100		24.14	7.31	15.78	11.079	12.28	15.95	20.404	17.44	12.07	4.02 U	209.54	< 1.17 U	52.97	15.1
Total HxCDF	RA_Total_HxCDF	pg/g			37.08	12.257	27.98	25.099	23.887	25.152	35.23	28.97	14.28 U	8.754	221.38	2.58 U	58.23	24.35
Total PeCDD	RA_Total_PeCDD	pg/g			< 0.229 U	< 0.725 U	< 0.919 U	< 0.799 U	< 0.575 U	< 0.475 U	< 0.482 U	< 1.48 U	< 1.3 U	< 1.43 U	21.77	< 1.13 U	< 1.47 U	< 1.26 U
Total PeCDF	RA_Total_PeCDF	pg/g			24.742	5.02 U	21.44	8.797 U	12.38	9.96 U	24.47	12.2	6.5 U	< 1.21 U	100.34	< 1.20 U	23.8	7.3 U
Total TCDD	RA_Total_TCDD	pg/g			< 1.49 U	< 1.99 U	< 1.93 U	< 1.99 U	< 1.82 U	< 1.95 U	< 1.91 U	< 1.98 U	< 1.85 U	< 1.95 U	2.26 U	< 1.91 U	< 1.93 U	< 1.94 U
Total TCDF	RA_Total_TCDF	pg/g			19.79 U	< 0.487 U	19.878	< 0.35 U	< 0.383 U	4.831 U	26.63	< 1.27 U	< 1.63 U	< 1.47 U	74.24	< 1.11 U	5.54	< 1.16 U
Total PCDD/F TEQ (Bird)	RA-TEQ-B-DF	pg/g			4.88514	0.39747	4.93008	0.98985	2.75202	0.94987	5.82439	2.72421	0.24296	0.21578	26.996	0.045174	7.99563	1.04265
Total PCDD/F TEQ (Fish)	RA-TEQ-F-DF	pg/g			3.45664	0.39747	2.30998	1.12998	1.67322	0.83827	2.96079	1.76921	0.24296	0.21578	17.4415	0.045174	4.50973	0.88245
Total PCDD/F TEQ (Mammal)	RA-TEQ-M-DF	pg/g			3.60978	0.70531	2.71774	1.6666	2.02116	1.68611	3.10727	2.22143	0.86648	0.39404	23.858	0.124102	5.96649	1.81805
PCB Congeners																			
PCB-001	2051-60-7	ng/g	230	14	11.8 J	3.3 J	4.29 J	3.81 J	3.42 J	1.79 J	40.7 J	1.39 J	8.45 J	2 J	1.25 J	1.86 J	1.81 J	1.27 J
PCB-002	2051-61-8	ng/g	230	14	< 0.0358 U	< 0.0479 U	< 0.0465 U	< 0.048 U	< 0.0439 U	< 0.047 U	0.478	< 0.0478 U	< 0.0445 U	< 0.0469 U	< 0.0472 U	< 0.046 U	< 0.0464 U	< 0.0467 U
PCB-003	2051-62-9	ng/g	230	14	4.67 J	1.96 J	2.21 J	0.994 J	1.67 J	< 0.0484 UJ	27.3 J	< 0.0492 UJ	5.24 J	< 0.0482 UJ	1.4 J	< 0.0474 UJ	< 0.0478 UJ	< 0.048 UJ
PCB-004/010	PCB-4/10	ng/g	230	14	46.3 J	9.47 J	11.4 J	13.6 J	10.1 J	4.48	103 J	6.41 J	15.1 J	3.85 J	9.42 J	13 J	2.97 J	3.57 J
PCB-005/008	PCB-5/8	ng/g	230	14	39.4 J	12.4 J	12.2 J	13.9 J	7.55 J	3.93	140 J	9.32 J	36.3 J	3.3 J	29.8 J	10.8 J	4.48 J	3 J
PCB-006	25569-80-6	ng/g	230	14	5.27 J	1.59 J	2.23 J	2.54 J	1.52 J	0.73	14.8	3.13 J	7.61 J	0.936 J	45.7 J	1.18 J	2.81 J	0.36 J
PCB-007/009	PCB-7/9	ng/g	230	14	0.9	0.346	0.518	0.825 J	0.354 J	< 0.0854 UJ	2.84 J	0.446	1.43	< 0.0852 U	1.85	< 0.0836 U	0.271	< 0.0848 U
PCB-011	2050-67-1	ng/g	230	14	1.1	0.378	0.444	< 0.0454 U	0.335	< 0.0445 U	2.88	< 0.0452 U	1.28	< 0.0443 U	3.73	< 0.0435 U	0.495	< 0.0442 U
PCB-012/013	PCB-12/13	ng/g	230	14	3.17	0.714	1.29	0.956 J	1.36 J	< 0.11 U	8.6	1.45	4.08	< 0.11 U	9.41	0.347	1.49	< 0.11 U
PCB-014	34883-41-5	ng/g	230	14	< 0.0331 U	< 0.0443 U	< 0.043 U	< 0.0444 U	< 0.0406 U	< 0.0435 U	< 0.0427 U	< 0.0443 U	< 0.0412 U	< 0.0434 U	< 0.0437 U	< 0.0426 U	< 0.0429 U	< 0.0432 U
PCB-015	2050-68-2	ng/g	230	14	36.6 J	13.1 J	17.8 J	12.9 J	17.8 J	5.63 J	91.1 J	11.7 J	41.9 J	1.81 J	31.7 J	4.28 J	14.2 J	1.45 J
PCB-016/032	PCB-16/32	ng/g	230	14	35.8 J	17.2 J	10.5 J	13.9 J	14.8 J	5.02 J	56 J	9.07 J	15.8 J	1.26 J	148 J	5.06 J	20.7 J	1.8 J

Table 28
Phase 2 Reach Sediment Analytical Results
Phase 2 Data Evaluation Summary Memorandum
Lower Neponset River
Boston and Milton, Massachusetts

					Location	24A-0001	24A-0002	24A-0003	24A-0004	24A-0004	24A-0005	24A-0006	24A-0007	24A-0008	24A-0009	24A-0010	24A-0011	24A-0012	24A-0013
					Sample Name	24A-0001-AS	24A-0002-AS	24A-0003-AS	24A-0004-AS	24A-0004-AD	24A-0005-AS	24A-0006-AS	24A-0007-AS	24A-0008-AS	24A-0009-AS	24A-0010-AS	24A-0011-AS	24A-0012-AS	24A-0013-AS
					Sample Date	10/29/2024	10/29/2024	10/29/2024	10/29/2024	10/29/2024	10/29/2024	10/29/2024	10/28/2024	10/28/2024	10/28/2024	10/28/2024	10/28/2024	10/28/2024	10/28/2024
					Sample Type	N	N	N	N	FD	N	N	N	N	N	N	N	N	N
					Depth Interval	0 - 0.5 ft	0 - 0.5 ft	0 - 0.5 ft	0 - 0.5 ft	0 - 0.5 ft	0 - 0.5 ft	0 - 0.5 ft	0 - 0.5 ft	0 - 0.5 ft	0 - 0.5 ft	0 - 0.5 ft	0 - 0.5 ft	0 - 0.5 ft	0 - 0.5 ft
Analyte	Cas No.	Units	Human Health PAL	Ecological PAL															
PCB-017	37680-66-3	ng/g	230	14	24.8 J	11.1 J	6.13 J	8.61 J	8.44 J	3.23	39.7 J	5.31 J	9.51 J	1.08 J	85 J	4.2 J	8.15 J	1.34 J
PCB-018	37680-65-2	ng/g	230	14	8.96 JEB	4.47 JEB	3.02 JEB	9.21 JEB	8.69 JEB	1.62 J	12.2 J	4.43 JEB	5.44 JEB	0.548 JEB	208 JEB	1.19 JEB	14.7 JEB	0.457 JEB
PCB-019	38444-73-4	ng/g	230	14	15	6.4	3.2	3.52	3.15	2.05 J	26 J	2.08	3.01	0.891	14.8	3.16	2.52	0.833
PCB-020/021/033	PCB-20/21/33	ng/g	230	14	2.99 J	0.868 J	1.6 J	2.55 J	3.21 J	0.791 J	3.25 J	2.28 J	2.9 J	< 0.138 UJ	65.3 J	0.271 J	4.38 J	< 0.138 UJ
PCB-022	38444-85-8	ng/g	230	14	3.74 J	0.942 J	2.25 J	4.95 J	5.86 J	0.763 J	4.39 J	3.03 J	3.65 J	< 0.0459 UJ	54 J	0.417 J	4.81 J	< 0.0457 UJ
PCB-023/034	PCB-23/34	ng/g	230	14	0.626	0.199 J	< 0.0802 U	0.211	0.227	< 0.0811 U	0.935	< 0.0826 U	0.214	< 0.0809 U	4.03	< 0.0794 U	< 0.0801 U	< 0.0806 U
PCB-024/027	PCB-24/27	ng/g	230	14	9.04	4.37	2.17	2.33	2.33	1.61 J	15.7 J	1.73	3.35	0.465	12.3	1.49	2.7	0.485
PCB-025	55712-37-3	ng/g	230	14	10.3 J	3.34 J	3.56 J	3.93 J	4.52 J	1.48 J	15.6 J	3.66 J	5.54 J	0.555 J	151 J	1.08 J	6.97 J	0.588 J
PCB-026	38444-81-4	ng/g	230	14	14.4 JEB	5.68 JEB	4.59 JEB	7.44 JEB	8.59 JEB	2.37 J	20.4 J	6.19 JEB	8.18 JEB	0.732 JEB	252 JEB	1.48 JEB	17.5 JEB	0.674 JEB
PCB-028	7012-37-5	ng/g	230	14	34.2 JEB	10.4 JEB	17.5 JEB	36.8 JEB	44.9 JEB	4.99 JEB	42.5 JEB	18.1 JEB	24.3 JEB	1.39 JEB	306 JEB	2.72 JEB	36.8 JEB	1.46 JEB
PCB-029	15862-07-4	ng/g	230	14	< 0.0434 U	< 0.058 U	< 0.0563 U	< 0.0581 U	< 0.0532 U	< 0.0569 U	< 0.0559 U	< 0.0579 U	< 0.0539 U	< 0.0568 U	< 0.0572 U	< 0.0558 U	< 0.0562 U	< 0.0565 U
PCB-030	35693-92-6	ng/g	230	14	< 0.0433 U	< 0.0578 U	< 0.0561 U	< 0.0579 U	< 0.053 U	< 0.0567 U	< 0.0557 U	< 0.0578 U	< 0.0537 U	< 0.0566 U	< 0.057 U	< 0.0556 U	< 0.056 U	< 0.0563 U
PCB-031	16606-02-3	ng/g	230	14	26.7 J	8.97 J	10.8 J	19.2 J	23 J	3.63 J	38.5 J	10.2 J	16.4 J	1.25 J	268 J	2.79 J	24 J	1.19 J
PCB-035	37680-69-6	ng/g	230	14	< 0.0406 U	< 0.0543 U	< 0.0527 U	< 0.0544 U	< 0.0497 U	< 0.0532 UJ	< 0.0522 UJ	< 0.0542 U	< 0.0504 U	< 0.0531 U	1.9 J+	< 0.0521 U	< 0.0526 U	< 0.0529 U
PCB-036	38444-87-0	ng/g	230	14	< 0.0321 U	< 0.0429 U	< 0.0417 U	< 0.043 U	< 0.0393 U	< 0.0421 U	< 0.0413 U	< 0.0429 U	< 0.0399 U	< 0.042 U	< 0.0423 U	< 0.0413 U	< 0.0416 U	< 0.0418 U
PCB-037	38444-90-5	ng/g	230	14	7.23 J	1.42 J	5.45 J	8.9 J	10.3 J	1.08 J	8.27 J	3.18 J	6.81 J	< 0.0494 UJ	50.3 J	0.63 J	7.41 J	0.354 J
PCB-038	53555-66-1	ng/g	230	14	< 0.0482 U	< 0.0644 U	< 0.0625 U	< 0.0645 U	< 0.059 U	< 0.0632 U	< 0.062 U	< 0.0643 U	< 0.0598 U	< 0.063 U	< 0.0635 U	< 0.0619 U	< 0.0624 U	< 0.0627 U
PCB-039	38444-88-1	ng/g	230	14	< 0.0311 U	< 0.0415 U	< 0.0403 U	< 0.0416 U	< 0.0381 U	< 0.0408 U	0.429	< 0.0415 U	< 0.0386 U	< 0.0406 U	0.622	< 0.0399 U	< 0.0402 U	< 0.0405 U
PCB-040	38444-93-8	ng/g	230	14	1.63 J	0.676 J	1.54 J	4.52 J	5.57 J	0.652 J	1.5 J	< 0.0498 UJ	0.94 J	< 0.0488 UJ	56.4 J	< 0.0479 UJ	5.02 J	< 0.0486 UJ
PCB-041/064	PCB-41/64	ng/g	230	14	9.51 J	3.04 J	8.73 J	21.5 J	25.7 J	2.19 J	8.24 J	5.25 J	4.59 J	0.608 J	165 J	0.733 J	18.3 J	0.51 J
PCB-042	36559-22-5	ng/g	230	14	7.1 J	2.66 J	5.42 J	12.3 J	14.4 J	1.89 J	6.85 J	3.74 J	2.69 J	0.395 J	119 J	0.578 J	13.1 J	0.318 J
PCB-043/049	PCB-43/49	ng/g	230	14	30.7 JEB	11.1 JEB	21.5 JEB	38.9 JEB	47.6 JEB	7.73 J	35.1 J	11.7 JEB	10.8 JEB	1.91 JEB	338 JEB	2.26 JEB	43.6 JEB	1.41 JEB
PCB-044	41464-39-5	ng/g	230	14	12.2 JEB	3.77 JEB	9.57 JEB	30.2 JEB	35.9 JEB	3.92 J	11.4 J	9.33 JEB	5.69 JEB	0.754 JEB	338 JEB	1.03 JEB	36.3 JEB	0.389 JEB
PCB-045	70362-45-7	ng/g	230	14	2.35 J	0.796 J	1.67 J	4.92 J	5.85 J	0.638 J	2.24 J	1.4 J	0.94 J	< 0.0418 UJ	53.3 J	0.306 J	6.23 J	< 0.0416 UJ
PCB-046	41464-47-5	ng/g	230	14	1.15	0.417	0.621	1.8	2.09	< 0.0468 UJ	1.22 J	0.801	0.361	< 0.0467 U	23	< 0.0458 U	2.54	< 0.0465 U
PCB-047/048/075	PCB-47/48/75	ng/g	230	14	32.2 J	11.3 J	19.8 J	25.3 J	30.1 J	7.08 J	39.4 J	7.96 J	8.2 J	1.69 J	142 J	2.61 J	20.1 J	1.79 J
PCB-050	62796-65-0	ng/g	230	14	0.358	< 0.0568 U	< 0.0552 U	0.208	0.209	< 0.0558 UJ	0.54 J	< 0.0568 U	< 0.0528 U	< 0.0556 U	1.37	< 0.0546 U	< 0.0551 U	< 0.0554 U
PCB-051	68194-04-7	ng/g	230	14	5.57 J	2.31 J	2.49 J	3.09 J	3.5 J	1.25 J	7.24 J	1.28 J	1.06 J	< 0.0469 UJ	18.1 J	0.558 J	2.47 J	0.287 J
PCB-052/073	PCB-52/73	ng/g	230	14	22.7 JEB	8.56 JEB	17.1 JEB	38.7 JEB	46.6 JEB	7.08 J	26.7 J	17.6 JEB	9.15 JEB	1.83 JEB	381 JEB	1.86 JEB	48.8 JEB	1.25 JEB
PCB-053	41464-41-9	ng/g	230	14	7.39 J	3.09 J	3.78 J	5.88 J	7.38 J	1.85 J	10.3 J	3.31 J	1.8 J	0.465 J	52.1 J	0.737 J	8.02 J	0.332 J
PCB-054	15968-05-5	ng/g	230	14	0.582	0.254	0.24	0.163 J	0.221	< 0.0468 UJ	0.951 J	< 0.0476 U	< 0.0443 U	< 0.0467 U	0.89	< 0.0458 U	< 0.0462 U	< 0.0465 U
PCB-055	74338-24-2	ng/g	230	14	0.232	< 0.0791 U	< 0.0768 U	< 0.0793 U	0.234	< 0.0776 U	< 0.0762 U	< 0.079 U	< 0.0735 U	< 0.0774 U	1.87	< 0.076 U	< 0.0766 U	< 0.0771 U
PCB-056/060	PCB-56/60	ng/g	230	14	8.47 J	1.66 J	9.33 J	13.1 J	15.2 J	1.76 J	5.63 J	2.91 J	4.09 J	0.369 J	53.6 J	0.392 J	10.8 J	0.35 J
PCB-057	70424-67-8	ng/g	230	14	0.618	0.272	0.34	< 0.0422 U	< 0.0386 U	< 0.0413 UJ	0.515 J	< 0.0421 U	< 0.0391 U	< 0.0412 U	3.92	< 0.0405 U	< 0.0408 U	< 0.0411 U
PCB-058	41464-49-7	ng/g	230	14	< 0.0398 U	< 0.0533 U	< 0.0517 U	< 0.0534 U	< 0.0488 U	< 0.0523 U	< 0.0513 U	< 0.0532 U	< 0.0495 U	< 0.0521 U	1.5	< 0.0512 U	< 0.0516 U	< 0.0519 U
PCB-059	74472-33-6	ng/g	230	14	1.2 J	0.348 J	1.05 J	2.58 J	3.53 J	0.414 J	1.27 J	0.604 J	0.699 J	< 0.0708 UJ	19.3 J	< 0.0695 UJ	2.95 J	< 0.0705 UJ
PCB-061/074	PCB-61/74	ng/g	230	14	12.3 J	2.46 J	8.89 J	8.02 J	9.7 J	1.69 J	10.2 J	2.37 J	3.74 J	0.476 J	98.1 J	0.613 J	6.02 J	0.344 J
PCB-062	54230-22-7	ng/g	230	14	< 0.036 U	< 0.0481 U	< 0.0467 U	< 0.0482 U	< 0.0441 U	< 0.0472 U	< 0.0463 U	< 0.048 U	< 0.0447 U	< 0.0471 U	< 0.0474 U	< 0.0462 U	< 0.0466 U	< 0.0469 U
PCB-063	74472-34-7	ng/g	230	14	2.31 J	0.719 J	1.28 J	1.51 J	1.74 J	0.39 J	2.48 J	0.48 J	0.604 J	< 0.0379 UJ	11.8 J	< 0.0372 UJ	0.857 J	< 0.0378 UJ
PCB-065	33284-54-7	ng/g	230	14	< 0.0502 U	< 0.0672 U	< 0.0652 U	< 0.0673 U	< 0.0616 U	< 0.0659 U	< 0.0647 U	< 0.0671 U	< 0.0624 U	< 0.0657 U	< 0.0662 U	< 0.0646 U	< 0.0651 U	< 0.0655 U
PCB-066/080	PCB-66/80	ng/g	230	14	20.1 JEB	3.67 JEB	19.2 JEB	22.7 JEB	27.3 JEB	3.95 J	14.7 J	7.64 JEB	8.61 JEB	0.935 JEB	146 JEB	0.935 JEB	26.5 JEB	0.883 JEB
PCB-067	73575-53-8	ng/g	230	14	0.935 J	0.179 J	0.59 J	0.796 J	0.987 J	< 0.0599 UJ	0.804 J	< 0.0609 UJ	0.372 J	< 0.0597 UJ	10.9 J	< 0.0586 UJ	0.69 J	< 0.0594 UJ
PCB-068	73575-52-7	ng/g	230	14	0.851	0.335	0.425	< 0.0713 UJ	0.501 J	0.31 J	0.841 J	< 0.071 U	0.209	< 0.0696 U	4.5	< 0.0684 U	< 0.0689 U	< 0.0693 U
PCB-069	60233-24-1	ng/g	230	14	< 0.0398 U	< 0.0533 U	< 0.0517 U	< 0.0534 U	< 0.0488 U	< 0.0523 UJ	< 0.0513 UJ	< 0.0532 U	< 0.0495 U	< 0.0521 U	< 0.0525 U	< 0.0512 U	< 0.0516 U	< 0.0519 U
PCB-070	32598-11-1	ng/g	230	14	16.5 J	3.14 J	14.7 J	28.6 J	33.7 J	3.56 J	11.9 J	5.14 J	7.48 J	0.839 J	111 J	0.691 J	26.5 J	0.781 J
PCB-071	41464-46-4	ng/g	230	14	9.62 J	3.38 J	5.81 J	12.1 J	14.5 J	2.21 J	9.97 J	4.4 J	3.16 J	0.441 J	93.7 J	0.765 J	11.8 J	0.35 J
PCB-072	41464-42-0	ng/g	230	14	0.851	0.301	0.563	0.431	0.42	0.254 J	0.966 J	0.24	0.261	< 0.0539 U	4.09	< 0.0529 U	0.504	< 0.0536 U
PCB-076	70362-48-0	ng/g	230	14	< 0.0589 U	< 0.0787 U	< 0.0764 U	< 0.0789 U	< 0.0721 U	< 0.0772 U	< 0.0758 U	< 0.0786 U	< 0.0731 U	< 0.077 U	< 0.0776 U	< 0.0756 U	< 0.0763 U	< 0.0767 U
PCB-077	32598-13-3	ng/g	38	14	3.25 J	0.629 J	3.09 J	1.47 J	1.69 J	0.58 J	3.08 J	0.875 J	1.74 J	< 0.0387 UJ	18.9 J	< 0.038 UJ	2.84 J	0.198 J
PCB-078	70362-49-1	ng/g	230	14	< 0.0612 U	< 0.0819 U	< 0.0795 U	< 0.082 U	< 0.075 U	< 0.0803 U	< 0.0789 U	< 0.0818 U	< 0.076 U	< 0.0801 U	< 0.0807 U	< 0.0787 U	< 0.0793 U	< 0.0798 U
PCB-079	41464-48-6	ng/g	230	14	< 0.0343 U	< 0.0459 U	< 0.0446 U	< 0.046 U	< 0.0421 U	< 0.045 U	< 0.0442 U	< 0.0458 U	< 0.0426 U	< 0.0449 U	< 0.0453 U	< 0.0441 U	< 0.0445 U	< 0.0447 U
PCB-081	70362-50-4	ng/g	12	14	< 0.0544 U	< 0.0728 U	< 0.0706 U	< 0.0729 U	< 0.0667 U	< 0.0714 UJ	< 0.07 UJ	< 0.0726 U	< 0.0676 U	< 0.0712 U	2.03 J+	< 0.0699 U	< 0.0705 U	< 0.0709 U
PCB-082	52663-62-4	ng/g	230	14	1.58 J	0.381 J	1.43 J	1.04 J	1.29 J	0.617 J	1.1 J	0.637 J	0.709 J	< 0.0756 UJ	19.4 J	< 0.0743 UJ	2.02 J	< 0.0753 UJ
PCB-083/109	PCB-83/109	ng/g	230	14	1.05	< 0.177 U	0.695	0.621	0.813	0.341 J	0.913 J	< 0.177 U	0.445	< 0.173 U	9.45	< 0.17 U	1.15	< 0.173 U
PCB-084	52663-60-2	ng/g	230	14	3.26 J	1.02 J	2.68 J	3.07 J	3.8 J	1.17 J	2.75 J	1.93 J	1.38 J	0.274 J	45.6 J	< 0.067 UJ	4.87 J	< 0.068 UJ
PCB-085/120	PCB-85/120	ng/g	230	14	3.27 J	0.71 J	3.31 J	1.94 J	2.38 J	1 J	2.64 J	1.22 J	1.5 J	< 0.112 UJ	32.9 J	< 0.11 UJ	3.88 J	< 0.111 UJ
PCB-086/097	PCB-86/97	ng/g	230	14	4.17 J	0.787 J	3.43 J	2.36 J	3.1 J	1.37 J	2.94 J	1.05 J	1.53 J	< 0.129 UJ	38.8 J	< 0.126 UJ	5.28 J	< 0.128 UJ
PCB-087/115/116	PCB-87/115/116	ng/g	230	14	5.75 J	1.24 J	5.34 J	3.7 J	4.92 J	2.05 J	5.26 J	1.94 J	2.24 J	< 0.315 UJ	51.1 J	< 0.309 UJ	6.14 J	< 0.314 UJ
PCB-088/121	PCB-88/121	ng/g	230	14	< 0.119 U	< 0.159 U	< 0.154 U	< 0.159 U	< 0.145 U	< 0.156 U	< 0.153 U	< 0.158 U	< 0.147 U	< 0.155 U	< 0.156 U	< 0.152 U	< 0.154 U	< 0.155 U
PCB-089/090/101	PCB-89/90/101	ng/g	230	14	12.2 J	2.8 J	9.84 J	7.12 J	8.57 J	3.67 J	9.64 J	3.6 J	4.18 J	0.963 J	92.2 J	0.724 J	13.2 J	0.992 J
PCB-091	68194-05-8	ng/g	230	14	4.3 J	1.36 J	3.34 J	2.5 J	3.06 J	1.33 J	4.23 J	1.92 J	1.38 J	0.301 J	31.9 J	0.313 J	3.85 J	0.415 J
PCB-092	52663-61-3	ng/g	230	14	3.59 J	1.04 J	2.55 J	1.74 J	2.16 J	1.07 J	3.33 J	1.01 J	1.08 J	0.285 J	21.3 J	0.263 J	2.55 J	0.396 J
PCB-093/095	PCB-93/95	ng/g	230	14	8.43 J	2.54 J	7.37 J	8 J	10.7 J	3.31 J	7.97 J	7.2 J	3.35 J	0.736 J	103 J	0.685 J	12.5 J	0.827 J
PCB-094	73575-55-0	ng/g	230	14	0.558	< 0.0473 U	< 0.0459 U	0.183 J	0.275	< 0.0464 UJ	0.557 J	< 0.0472 U	< 0.0439 U	< 0.0463 U	1.74	< 0.0455 U	< 0.0458 U	< 0.0461 U
PCB-096	73575-54-9	ng/g	230	14	0.298	< 0.0608 U	0.247	0.349	0.383	< 0.0597 UJ	0.294 J	< 0.0607 U	< 0.0565 U	< 0.0595 U	3.67	< 0.0584 U	0.423	< 0.0593 U
PCB-098/102	PCB-98/102	ng/g	230	14	1.43	0.452	0.967	0.807	1.03	< 0.0979 UJ	1.32 J	< 0.0996 U	0.462	< 0.0976 U	11.1	< 0.0959 U	1.27	< 0.0972 U
PCB-099	38380-01-7	ng/g	230	14	8.72 J	1.95 J	7.03 J	4.28 J	4.97 J	2.08 J	6.56 J	1.92 J	2.86 J	0.575 J	56.5 J	0.412 J	7.99 J	0.893 J
PCB-100	39485-83-1	ng/g	230	14	0.6	< 0.058 U	0.308	< 0.0581 U	< 0.0532 U	< 0.0569 UJ	0.643 J	< 0.0579 U	< 0.0539 U	< 0.0568 U	1	< 0.0558 U	< 0.0562 U	< 0.0565 U
PCB-103	60145-21-3	ng/g	230	14	0.436	< 0.0586 U	0.319	< 0.0587 U	< 0.0537 U	< 0.0575 UJ	0.441 J	< 0.0585 U	< 0.0545 U	< 0.0574 U	1.73	< 0.0563 U	< 0.0568 U	< 0.0571 U
PCB-104	56558-16-8	ng/g	230	14	< 0.0336 U	< 0.0449 U	< 0.0436 U	< 0.045 U	< 0.0412 U	< 0.0441 U	< 0.0433 U	< 0.0449 U	< 0.0417 U	< 0.0439 U	< 0.0443 U	< 0.0432 U	< 0.0435 U	< 0.0438 U

Table 28
Phase 2 Reach Sediment Analytical Results
Phase 2 Data Evaluation Summary Memorandum
Lower Neponset River
Boston and Milton, Massachusetts

					Location	24A-0001	24A-0002	24A-0003	24A-0004	24A-0004	24A-0005	24A-0006	24A-0007	24A-0008	24A-0009	24A-0010	24A-0011	24A-0012	24A-0013
					Sample Name	24A-0001-AS	24A-0002-AS	24A-0003-AS	24A-0004-AS	24A-0004-AD	24A-0005-AS	24A-0006-AS	24A-0007-AS	24A-0008-AS	24A-0009-AS	24A-0010-AS	24A-0011-AS	24A-0012-AS	24A-0013-AS
					Sample Date	10/29/2024	10/29/2024	10/29/2024	10/29/2024	10/29/2024	10/29/2024	10/29/2024	10/28/2024	10/28/2024	10/28/2024	10/28/2024	10/28/2024	10/28/2024	10/28/2024
					Sample Type	N	N	N	N	FD	N	N	N	N	N	N	N	N	N
					Depth Interval	0 - 0.5 ft	0 - 0.5 ft	0 - 0.5 ft	0 - 0.5 ft	0 - 0.5 ft	0 - 0.5 ft	0 - 0.5 ft	0 - 0.5 ft	0 - 0.5 ft	0 - 0.5 ft	0 - 0.5 ft	0 - 0.5 ft	0 - 0.5 ft	0 - 0.5 ft
Analyte	Cas No.	Units	Human Health PAL	Ecological PAL															
PCB-105/127	PCB-105/127	ng/g	120	14	6 J	1.2 J	4.93 J	2.2 J	2.67 J	1.35 J	3.76 J	1.61 J	1.88 J	0.361 J	34.6 J	< 0.0678 UJ	3.71 J	0.425 J
PCB-106/118	PCB-106/118	ng/g	120	14	14.8 J	2.47 J	10.7 J	5.46 J	6.24 J	3.53 J	9.31 J	3.47 J	4.9 J	0.907 J	80.1 J	0.614 J	10.5 J	1.2 J
PCB-107/108	PCB-107/108	ng/g	230	14	1.63 J	0.313 J	0.932 J	0.431 J	0.601 J	0.318 J	0.888 J	< 0.127 UJ	0.481 J	< 0.124 UJ	7.74 J	< 0.122 UJ	1.04 J	< 0.124 UJ
PCB-110	38380-03-9	ng/g	230	14	18 JEB	4.55 JEB	14.4 JEB	9.91 JEB	11.3 JEB	5.63 J	14.6 J	5.77 JEB	6.84 JEB	1.39 JEB	151 JEB	1.19 JEB	19.1 JEB	1.94 JEB
PCB-111/117	PCB-111/117	ng/g	230	14	< 0.214 U	< 0.286 U	< 0.278 U	< 0.287 U	< 0.262 U	< 0.281 U	< 0.276 U	< 0.286 U	< 0.266 U	< 0.28 U	< 0.282 U	< 0.275 U	< 0.277 U	< 0.279 U
PCB-112	74472-36-9	ng/g	230	14	0.209	< 0.0578 U	< 0.0561 U	< 0.0579 U	< 0.053 U	< 0.0567 UJ	< 0.0557 UJ	< 0.0578 U	< 0.0537 U	< 0.0566 U	0.729	< 0.0556 U	< 0.056 U	< 0.0563 U
PCB-113	68194-10-5	ng/g	230	14	< 0.0358 U	< 0.0479 U	< 0.0465 U	< 0.048 U	< 0.0439 U	< 0.047 U	< 0.0461 U	< 0.0478 U	< 0.0445 U	< 0.0469 U	< 0.0472 U	< 0.046 U	< 0.0464 U	< 0.0467 U
PCB-114	74472-37-0	ng/g	120	14	0.607	< 0.0745 U	0.315	< 0.0747 U	< 0.0683 U	< 0.0731 UJ	< 0.0718 UJ	< 0.0744 U	< 0.0692 U	< 0.0729 U	2.11	< 0.0716 U	< 0.0722 U	< 0.0726 U
PCB-119	56558-17-9	ng/g	230	14	1.12	< 0.0574 U	0.716	0.376	0.515	< 0.0564 UJ	0.908 J	< 0.0574 U	0.306	< 0.0562 U	4.47	< 0.0552 U	0.575	< 0.056 U
PCB-122	76842-07-4	ng/g	230	14	< 0.0615 U	< 0.0823 U	< 0.0798 U	< 0.0824 U	< 0.0754 U	< 0.0807 U	< 0.0792 U	< 0.0822 U	< 0.0764 U	< 0.0805 U	0.937	< 0.0791 U	< 0.0797 U	< 0.0802 U
PCB-123	65510-44-3	ng/g	120	14	0.545 J+	< 0.0638 U	< 0.0619 U	< 0.0639 U	< 0.0585 U	< 0.0626 UJ	0.454 J	< 0.0637 U	< 0.0592 U	< 0.0624 U	2.41 J+	< 0.0613 U	< 0.0618 U	< 0.0622 U
PCB-124	70424-70-3	ng/g	230	14	0.464	< 0.0358 U	0.398	< 0.0358 U	< 0.0328 U	< 0.0351 UJ	< 0.0344 UJ	< 0.0357 U	< 0.0332 U	< 0.035 U	2.04	< 0.0344 U	0.401	< 0.0349 U
PCB-125	74472-39-2	ng/g	230	14	< 0.0327 U	< 0.0437 U	< 0.0424 U	< 0.0438 U	< 0.0401 U	< 0.0429 UJ	< 0.0421 UJ	< 0.0437 U	< 0.0406 U	< 0.0428 U	0.501	< 0.042 U	< 0.0424 U	< 0.0426 U
PCB-126	57465-28-8	ng/g	0.036	14	< 0.0384 U	< 0.0513 U	< 0.0498 U	< 0.0514 U	< 0.047 U	< 0.0503 U	< 0.0494 U	< 0.0512 U	< 0.0476 U	< 0.0502 U	< 0.0505 U	< 0.0493 U	< 0.0497 U	< 0.05 U
PCB-128	38380-07-3	ng/g	230	14	1.77 J	0.357 J	1.22 J	0.728 J	0.881 J	0.845 J	1.39 J	0.619 J	0.66 J	0.275 J	7.65 J	< 0.068 UJ	1.26 J	0.434 J
PCB-129	55215-18-4	ng/g	230	14	0.539	< 0.0978 U	0.394	< 0.098 U	0.226	< 0.0959 UJ	0.438 J	< 0.0976 U	< 0.0908 U	< 0.0957 U	1.6	< 0.094 U	0.406	< 0.0953 U
PCB-130	52663-66-8	ng/g	230	14	0.74	< 0.0966 U	0.54	0.298	0.325	0.468 J	0.547 J	< 0.0964 U	0.231	< 0.0945 U	3.22	< 0.0928 U	0.512	< 0.0941 U
PCB-131/142	PCB-131/142	ng/g	230	14	0.155	< 0.0217 U	< 0.021 U	< 0.0217 U	< 0.0199 U	< 0.0213 UJ	< 0.0209 UJ	< 0.0216 U	< 0.0201 U	< 0.0212 U	0.671	< 0.0208 U	< 0.021 U	< 0.0211 U
PCB-132/168	PCB-132/168	ng/g	230	14	2.59 J	0.753 J	2.24 J	1.03 J	1.55 J	1.1 J	2.13 J	0.967 J	1.17 J	0.282 J	15.3 J	0.219 J	2.3 J	0.526 J
PCB-133	35694-04-3	ng/g	230	14	0.209	< 0.104 U	< 0.1 U	< 0.104 U	0.147 J	< 0.102 UJ	0.222 J	< 0.103 U	< 0.0962 U	< 0.101 U	0.944	< 0.0995 U	< 0.1 U	< 0.101 U
PCB-134	52704-70-8	ng/g	230	14	0.47	< 0.138 U	0.438	0.234	0.26	< 0.135 UJ	0.438 J	< 0.137 U	0.164 J	< 0.135 U	2.16	< 0.132 U	0.381	< 0.134 U
PCB-135/144	PCB-135/144	ng/g	230	14	1.28 J	0.287 J	0.976 J	0.581 J	0.618 J	0.523 J	1.12 J	0.368 J	0.508 J	< 0.112 UJ	6.4 J	< 0.11 UJ	0.958 J	< 0.112 UJ
PCB-136	38411-22-2	ng/g	230	14	0.961	0.226	0.686	0.46	0.446	0.383 J	0.841 J	0.323	0.314	< 0.0787 U	5.25	< 0.0773 U	0.745	< 0.0784 U
PCB-137	35694-06-5	ng/g	230	14	0.671	< 0.131 U	0.544	0.322	0.282	< 0.129 UJ	0.669 J	< 0.131 U	0.186	< 0.128 U	2.14	< 0.126 U	0.525	< 0.128 U
PCB-138/163/164	PCB-138/163/164	ng/g	230	14	9.43 J	2.2 J	7.4 J	3.83 J	4.61 J	3.64 J	7.51 J	3.36 J	3.38 J	1.13 J	39.6 J	0.576 J	6.04 J	1.92 J
PCB-139/149	PCB-139/149	ng/g	230	14	5.76 J	1.4 J	4.42 J	2.32 J	3.05 J	2.25 J	4.74 J	1.92 J	2.01 J	0.553 J	28 J	0.452 J	4.43 J	0.896 J
PCB-140	59291-64-4	ng/g	230	14	< 0.0476 U	< 0.0636 U	< 0.0617 U	< 0.0637 U	< 0.0583 U	< 0.0624 U	< 0.0612 U	< 0.0635 U	< 0.0591 U	< 0.0622 U	0.371	< 0.0611 U	< 0.0616 U	< 0.062 U
PCB-141	52712-04-6	ng/g	230	14	1.22 J	0.272 J	1.06 J	0.596 J	0.647 J	0.544 J	0.909 J	0.448 J	0.395 J	< 0.117 UJ	5.17 J	< 0.115 UJ	0.963 J	< 0.116 UJ
PCB-143	68194-15-0	ng/g	230	14	< 0.0479 U	< 0.064 U	< 0.0621 U	< 0.0641 U	< 0.0587 U	< 0.0628 U	< 0.0616 U	< 0.0639 U	< 0.0594 U	< 0.0626 U	< 0.0631 U	< 0.0615 U	< 0.062 U	< 0.0624 U
PCB-145	74472-40-5	ng/g	230	14	< 0.0598 U	< 0.0799 U	< 0.0775 U	< 0.08 U	< 0.0732 U	< 0.0784 U	< 0.0769 U	< 0.0798 U	< 0.0742 U	< 0.0782 U	< 0.0788 U	< 0.0768 U	< 0.0774 U	< 0.0778 U
PCB-146	51908-16-8	ng/g	230	14	1.24 J	0.26 J	0.8 J	0.45 J	0.524 J	0.434 J	0.862 J	0.388 J	0.341 J	< 0.0558 UJ	5.2 J	< 0.0548 UJ	0.83 J	0.169 J
PCB-147	68194-13-8	ng/g	230	14	0.599	0.287	0.396	0.219	0.232	0.187 J	0.634 J	< 0.0772 U	0.228	< 0.0756 U	1.07	< 0.0743 U	< 0.0749 U	< 0.0753 U
PCB-148	74472-41-6	ng/g	230	14	< 0.0516 U	< 0.069 U	< 0.0669 U	< 0.0691 U	< 0.0632 U	< 0.0677 U	< 0.0664 U	< 0.0689 U	< 0.064 U	< 0.0675 U	< 0.068 U	< 0.0663 U	< 0.0668 U	< 0.0672 U
PCB-150	68194-08-1	ng/g	230	14	< 0.0592 U	< 0.0791 U	< 0.0768 U	< 0.0793 U	< 0.0725 U	< 0.0776 U	< 0.0762 U	< 0.079 U	< 0.0735 U	< 0.0774 U	< 0.078 U	< 0.076 U	< 0.0766 U	< 0.0771 U
PCB-151	52663-63-5	ng/g	230	14	1.58 J	0.434 J	1.15 J	0.603 J	0.735 J	0.55 J	1.4 J	0.502 J	0.508 J	< 0.0599 UJ	7.04 J	< 0.0588 UJ	1.04 J	0.272 J
PCB-152	68194-09-2	ng/g	230	14	< 0.0654 U	< 0.0875 U	< 0.0849 U	< 0.0876 U	< 0.0801 U	< 0.0858 U	< 0.0842 U	< 0.0873 U	< 0.0812 U	< 0.0856 U	< 0.0862 U	< 0.084 U	< 0.0847 U	< 0.0852 U
PCB-153	35065-27-1	ng/g	230	14	5.98 J	1.35 J	4.59 J	2.24 J	2.88 J	2.19 J	4.9 J	1.91 J	2.07 J	0.734 J	25.3 J	0.446 J	4.23 J	1.02 J
PCB-154	60145-22-4	ng/g	230	14	0.247	< 0.0505 U	0.195	< 0.0506 U	0.214	< 0.0495 UJ	0.3 J	< 0.0504 U	< 0.0469 U	< 0.0494 U	0.732	< 0.0485 U	< 0.0489 U	< 0.0492 U
PCB-155	33979-03-2	ng/g	230	14	< 0.0318 U	< 0.0425 U	< 0.0413 U	< 0.0426 U	< 0.039 U	< 0.0417 U	< 0.041 U	< 0.0425 U	< 0.0395 U	< 0.0416 U	< 0.0419 U	< 0.0409 U	< 0.0412 U	< 0.0414 U
PCB-156	38380-08-4	ng/g	120	14	1.1 J	0.206 J	0.808 J	0.331 J	0.385 J	0.362 J	0.691 J	0.435 J	0.398 J	< 0.0603 UJ	3.5 J	< 0.0592 UJ	0.671 J	< 0.06 UJ
PCB-157	69782-90-7	ng/g	120	14	0.301 J+	< 0.059 U	< 0.0573 U	< 0.0591 U	< 0.0541 U	< 0.0579 UJ	< 0.0568 UJ	< 0.0589 U	< 0.0548 U	< 0.0577 U	1.16 J+	< 0.0567 U	< 0.0572 U	< 0.0575 U
PCB-158/160	PCB-158/160	ng/g	230	14	0.939	0.216	0.794	0.339	0.483	0.355 J	0.826 J	0.401	0.341	< 0.122 U	3.63	< 0.12 U	0.635	< 0.121 U
PCB-159	39635-35-3	ng/g	230	14	< 0.0525 U	< 0.0702 U	< 0.0681 U	< 0.0703 U	< 0.0643 U	< 0.0688 U	< 0.0676 U	< 0.0701 U	< 0.0652 U	< 0.0686 U	0.38	< 0.0674 U	< 0.068 U	< 0.0684 U
PCB-161	74472-43-8	ng/g	230	14	< 0.0495 U	< 0.0662 U	< 0.0642 U	< 0.0663 U	< 0.0607 U	< 0.0649 U	< 0.0637 U	< 0.0661 U	< 0.0615 U	< 0.0647 U	< 0.0652 U	< 0.0636 U	< 0.0641 U	< 0.0645 U
PCB-162	39635-34-2	ng/g	230	14	< 0.0507 U	< 0.0678 U	< 0.0658 U	< 0.0679 U	< 0.0621 U	< 0.0665 U	< 0.0653 U	< 0.0677 U	< 0.0629 U	< 0.0663 U	< 0.0668 U	< 0.0651 U	< 0.0657 U	< 0.066 U
PCB-165	74472-46-1	ng/g	230	14	< 0.0709 U	< 0.0948 U	< 0.092 U	< 0.095 U	< 0.0869 U	< 0.093 U	< 0.0913 U	< 0.0947 U	< 0.088 U	< 0.0927 U	< 0.0934 U	< 0.0911 U	< 0.0919 U	< 0.0924 U
PCB-166	41411-63-6	ng/g	230	14	< 0.0635 U	< 0.0849 U	< 0.0824 U	< 0.085 U	< 0.0778 U	< 0.0833 U	< 0.0817 U	< 0.0847 U	< 0.0788 U	< 0.083 U	< 0.0837 U	< 0.0815 U	< 0.0822 U	< 0.0827 U
PCB-167	52663-72-6	ng/g	120	14	0.446 J+	< 0.058 U	0.342 J+	0.224 J+	0.241 J+	< 0.0569 UJ	0.393 J	< 0.0579 U	0.256 J+	< 0.0568 U	1.29 J+	< 0.0558 U	< 0.0562 U	< 0.0565 U
PCB-169	32774-16-6	ng/g	0.12	14	< 0.0384 U	< 0.0513 U	< 0.0498 U	< 0.0514 U	< 0.047 U	< 0.0503 U	< 0.0494 U	< 0.0512 U	< 0.0476 U	< 0.0502 U	< 0.0505 U	< 0.0493 U	< 0.0497 U	< 0.05 U
PCB-170/190	PCB-170/190	ng/g	230	14	2.13 J	0.372 J	1.55 J	0.774 J	0.927 J	0.736 J	1.54 J	1.06 J	0.612 J	< 0.292 UJ	8.49 J	< 0.286 UJ	1.09 J	0.569 J
PCB-171	52663-71-5	ng/g	230	14	0.534	< 0.0666 U	0.403	< 0.0667 U	0.213	0.225 J	0.387 J	< 0.0665 U	< 0.0618 U	< 0.0651 U	2.25	< 0.064 U	0.303	< 0.0649 U
PCB-172/192	PCB-172/192	ng/g	230	14	< 0.11 U	< 0.147 U	0.223	< 0.147 U	< 0.135 U	< 0.144 UJ	< 0.142 UJ	< 0.147 U	< 0.137 U	< 0.144 U	1.1	< 0.141 U	< 0.142 U	< 0.143 U
PCB-173	68194-16-1	ng/g	230	14	< 0.067 U	< 0.0896 U	< 0.087 U	< 0.0898 U	< 0.0821 U	< 0.088 U	< 0.0863 U	< 0.0895 U	< 0.0832 U	< 0.0877 U	< 0.0884 U	< 0.0861 U	< 0.0868 U	< 0.0873 U
PCB-174	38411-25-5	ng/g	230	14	1.6 J	0.308 J	1.1 J	0.559 J	0.643 J	0.569 J	1.37 J	0.629 J	0.533 J	< 0.103 UJ	7.4 J	< 0.101 UJ	0.914 J	0.272 J
PCB-175	40186-70-7	ng/g	230	14	< 0.0479 U	< 0.064 U	< 0.0621 U	< 0.0641 U	< 0.0587 U	< 0.0628 U	< 0.0616 U	< 0.0639 U	< 0.0594 U	< 0.0626 U	0.346	< 0.0615 U	< 0.062 U	< 0.0624 U
PCB-176	52663-65-7	ng/g	230	14	0.18	< 0.069 U	0.17 J	< 0.0691 U	< 0.0632 U	< 0.0677 UJ	0.149 J	< 0.0689 U	< 0.064 U	< 0.0675 U	0.873	< 0.0663 U	< 0.0668 U	< 0.0672 U
PCB-177	52663-70-4	ng/g	230	14	0.916 J	0.216 J	0.78 J	0.378 J	0.404 J	0.388 J	0.826 J	0.415 J	0.371 J	< 0.0875 UJ	4.91 J	< 0.0859 UJ	0.532 J	0.22 J
PCB-178	52663-67-9	ng/g	230	14	0.397	< 0.0843 U	0.288	< 0.0844 U	0.226	< 0.0827 UJ	0.439 J	< 0.0841 U	< 0.0783 U	< 0.0824 U	1.72	< 0.081 U	< 0.0816 U	< 0.0821 U
PCB-179	52663-64-6	ng/g	230	14	0.672 J	0.154 J	0.402 J	0.265 J	0.262 J	0.228 J	0.455 J	0.21 J	0.236 J	< 0.0607 UJ	2.72 J	< 0.0596 UJ	0.364 J	< 0.0604 UJ
PCB-180	35065-29-3	ng/g	230	14	3.74 J	0.743 J	2.53 J	1.14 J	1.45 J	1.08 J	2.61 J	1.49 J	1.12 J	0.325 J	15.5 J	0.194 J	1.75 J	0.647 J
PCB-181	74472-47-2	ng/g	230	14	< 0.0705 U	< 0.0942 U	< 0.0914 U	< 0.0944 U	< 0.0863 U	< 0.0924 U	< 0.0907 U	< 0.0941 U	< 0.0875 U	< 0.0922 U	< 0.0929 U	< 0.0905 U	< 0.0913 U	< 0.0918 U
PCB-182/187	PCB-182/187	ng/g	230	14	2.1 J	0.518 J	1.38 J	0.752 J	0.856 J	0.543 J	1.82 J	0.746 J	0.621 J	0.216 J	8.45 J	< 0.168 UJ	1.06 J	0.254 J
PCB-183	52663-69-1	ng/g	230	14	0.838 J	0.21 J	0.668 J	0.297 J	0.352 J	0.288 J	0.656 J	0.311 J	0.225 J	< 0.071 UJ	3.76 J	< 0.0697 UJ	0.504 J	< 0.0707 UJ
PCB-184	74472-48-3	ng/g	230	14	< 0.037 U	< 0.0495 U	< 0.048 U	< 0.0496 U	< 0.0454 U	< 0.0486 U	< 0.0477 U	< 0.0494 U	< 0.046 U	< 0.0484 U	< 0.0488 U	< 0.0476 U	< 0.0479 U	< 0.0482 U
PCB-185	52712-05-7	ng/g	230	14	0.2	< 0.0726 U	< 0.0704 U	< 0.0727 U	< 0.0665 U	< 0.0712 UJ	0.195 J	< 0.0724 U	< 0.0674 U	< 0.071 U	0.82	< 0.0697 U	< 0.0703 U	< 0.0707 U
PCB-186	74472-49-4	ng/g	230	14	< 0.0556 U	< 0.0743 U	< 0.0721 U	< 0.0745 U	< 0.0681 U	< 0.0729 U	< 0.0716 U	< 0.0742 U	< 0.069 U	< 0.0727 U	< 0.0733 U	< 0.0714 U	< 0.072 U	< 0.0724 U
PCB-188	74487-85-7	ng/g	230	14	< 0.0404 U	< 0.0541 U	< 0.0525 U	< 0.0542 U	< 0.0495 U	< 0.053 U	< 0.0521 U	< 0.054 U	< 0.0502 U	< 0.0529 U	< 0.0533 U	< 0.0519 U	< 0.0524 U	< 0.0527 U
PCB-189	39635-31-9	ng/g	130	14	< 0.0416 U	< 0.0557 U	< 0.054 U	< 0.0558 U	< 0.051 U	< 0.0546 UJ	< 0.0536 UJ	< 0.0556 U	< 0.0517 U	< 0.0544 U	0.362	< 0.0535 U	< 0.0539 U	< 0.0542 U
PCB-191	74472-50-7	ng/g	230	14	0.113 J	< 0.138 U	< 0.134 U	< 0.138 U	< 0.126 U	< 0.135 U	< 0.133 U	< 0.138 U	< 0.128 U	< 0.135 U	0.319	< 0.132 U	< 0.133 U	< 0.134 U
PCB-193	69782-91-8	ng/g	230	14	0.228	< 0.186 U	< 0.18 U	< 0.186 U	< 0.17 U	< 0.182 UJ	< 0.179 UJ	< 0.185 U	< 0.172 U	< 0.182 U	0.761	< 0.178 U	< 0.18 U	< 0.181 U

Table 28
Phase 2 Reach Sediment Analytical Results
Phase 2 Data Evaluation Summary Memorandum
Lower Neponset River
Boston and Milton, Massachusetts

					Location	24A-0001	24A-0002	24A-0003	24A-0004	24A-0004	24A-0005	24A-0006	24A-0007	24A-0008	24A-0009	24A-0010	24A-0011	24A-0012	24A-0013
					Sample Name	24A-0001-AS	24A-0002-AS	24A-0003-AS	24A-0004-AS	24A-0004-AD	24A-0005-AS	24A-0006-AS	24A-0007-AS	24A-0008-AS	24A-0009-AS	24A-0010-AS	24A-0011-AS	24A-0012-AS	24A-0013-AS
					Sample Date	10/29/2024	10/29/2024	10/29/2024	10/29/2024	10/29/2024	10/29/2024	10/29/2024	10/28/2024	10/28/2024	10/28/2024	10/28/2024	10/28/2024	10/28/2024	10/28/2024
					Sample Type	N	N	N	N	FD	N	N	N	N	N	N	N	N	N
					Depth Interval	0 - 0.5 ft	0 - 0.5 ft	0 - 0.5 ft	0 - 0.5 ft	0 - 0.5 ft	0 - 0.5 ft	0 - 0.5 ft	0 - 0.5 ft	0 - 0.5 ft	0 - 0.5 ft	0 - 0.5 ft	0 - 0.5 ft	0 - 0.5 ft	0 - 0.5 ft
Analyte	Cas No.	Units	Human Health PAL	Ecological PAL															
PCB-194	35694-08-7	ng/g	230	14	1.58	< 0.159 U	1.12	< 0.159 UJ	0.554 J	< 0.156 UJ	1.57 J	< 0.159 U	< 0.148 U	< 0.156 U	5.04	< 0.153 U	< 0.154 U	< 0.155 U
PCB-195	52663-78-2	ng/g	230	14	0.623	< 0.151 U	< 0.147 U	< 0.152 U	< 0.139 U	< 0.148 UJ	< 0.146 UJ	< 0.151 U	< 0.14 U	< 0.148 U	1.94	< 0.145 U	< 0.147 U	< 0.147 U
PCB-196/203	PCB-196/203	ng/g	230	14	1.36 J	< 0.133 UJ	0.913 J	0.458 J	0.462 J	< 0.131 UJ	0.891 J	< 0.133 UJ	< 0.124 UJ	< 0.13 UJ	4.44 J	< 0.128 UJ	0.517 J	< 0.13 UJ
PCB-197	33091-17-7	ng/g	230	14	< 0.0443 U	< 0.0592 U	< 0.0575 U	< 0.0593 U	< 0.0543 U	< 0.0581 U	< 0.057 U	< 0.0591 U	< 0.055 U	< 0.0579 U	< 0.0584 U	< 0.0569 U	< 0.0574 U	< 0.0577 U
PCB-198	68194-17-2	ng/g	230	14	< 0.0752 U	< 0.101 U	< 0.0976 U	< 0.101 U	< 0.0922 U	< 0.0987 U	< 0.0968 U	< 0.1 U	< 0.0934 U	< 0.0984 U	< 0.0991 U	< 0.0966 U	< 0.0974 U	< 0.098 U
PCB-199	52663-75-9	ng/g	230	14	1.02 J	< 0.0924 UJ	0.767 J	0.556 J	0.328 J	< 0.0907 UJ	0.608 J	0.857 J	0.469 J	< 0.0904 UJ	4.07 J	< 0.0888 UJ	0.562 J	< 0.09 UJ
PCB-200	52663-73-7	ng/g	230	14	0.153	< 0.0859 U	< 0.0833 U	< 0.086 U	< 0.0787 U	< 0.0842 UJ	< 0.0827 UJ	< 0.0857 U	< 0.0797 U	< 0.084 U	0.469	< 0.0825 U	< 0.0832 U	< 0.0837 U
PCB-201	40186-71-8	ng/g	230	14	< 0.0385 U	< 0.0515 U	< 0.05 U	< 0.0516 U	< 0.0472 U	< 0.0505 UJ	< 0.0496 UJ	< 0.0514 U	< 0.0478 U	< 0.0504 U	0.391	< 0.0495 U	< 0.0499 U	< 0.0502 U
PCB-202	2136-99-4	ng/g	230	14	0.175	< 0.0644 U	< 0.0625 U	< 0.0645 U	< 0.059 U	< 0.0632 UJ	< 0.062 UJ	< 0.0643 U	< 0.0598 U	< 0.063 U	0.657	< 0.0619 U	< 0.0624 U	< 0.0627 U
PCB-204	74472-52-9	ng/g	230	14	< 0.0745 U	< 0.0996 U	< 0.0966 U	< 0.0998 U	< 0.0913 U	< 0.0977 U	< 0.0959 U	< 0.0994 U	< 0.0925 U	< 0.0974 U	< 0.0981 U	< 0.0957 U	< 0.0965 U	< 0.097 U
PCB-205	74472-53-0	ng/g	230	14	< 0.0412 U	< 0.0551 U	< 0.0534 U	< 0.0552 U	< 0.0505 U	< 0.054 U	< 0.053 U	< 0.055 U	< 0.0511 U	< 0.0539 U	< 0.0543 U	< 0.0529 U	< 0.0533 U	< 0.0536 U
PCB-206	40186-72-9	ng/g	230	14	0.616	< 0.0529 U	0.387	< 0.053 U	0.324	< 0.0519 UJ	0.402 J	< 0.0528 U	< 0.0491 U	< 0.0517 U	2.53	< 0.0508 U	0.548	< 0.0515 U
PCB-207	52663-79-3	ng/g	230	14	< 0.0522 U	< 0.0698 U	< 0.0677 U	< 0.0699 U	< 0.0639 U	< 0.0684 U	< 0.0672 U	< 0.0697 U	< 0.0648 U	< 0.0682 U	0.215	< 0.067 U	< 0.0676 U	< 0.068 U
PCB-208	52663-77-1	ng/g	230	14	0.152	< 0.0698 U	0.139 J	< 0.0699 U	< 0.0639 U	< 0.0684 UJ	< 0.0672 UJ	< 0.0697 U	< 0.0648 U	< 0.0682 U	0.857	< 0.067 U	< 0.0676 U	< 0.068 U
PCB-209	2051-24-3	ng/g	230	14	0.301 J+	< 0.0459 U	0.248 J+	< 0.046 U	0.194 J+	< 0.045 UJ	< 0.0442 UJ	< 0.0458 U	< 0.0426 U	< 0.0449 U	2 J+	< 0.0441 U	0.575 J+	< 0.0447 U
Total Decachlorobiphenyls	RA_Total_DECPCB	ng/g	230	14	0.301	< 0.0459 U	0.248	< 0.046 U	0.194	< 0.045 U	< 0.0442 U	< 0.0458 U	< 0.0426 U	< 0.0449 U	2	< 0.0441 U	0.575	< 0.0447 U
Total Dichlorobiphenyls	RA_Total_DIPCB	ng/g	230	14	132.74	37.998	45.882	44.721	39.019	14.77	363.22	32.456	107.7	9.896	131.61	29.607	26.716	8.38
Total Heptachlorobiphenyls	RA_Total_HEPPCB	ng/g	230	14	13.648	2.521	9.494	4.165	5.333	4.057	10.447	4.861	3.718	0.541	59.781	0.194	6.517	1.962
Total Hexachlorobiphenyls	RA_Total_HEXPCB	ng/g	230	14	38.227	8.248	28.993	14.805	18.736	13.831	30.96	11.641	13.16	2.974	167.778	1.693	25.926	5.237
Total Monochlorobiphenyls	RA_Total_MONPCB	ng/g	230	14	16.47	5.26	6.5	4.804	5.09	1.79	68.478	1.39	13.69	2	2.65	1.86	1.81	1.27
Total Nonachlorobiphenyls	RA_Total_NONPCB	ng/g	230	14	0.768	< 0.0698 U	0.526	< 0.0699 U	0.324	< 0.0684 U	0.402	< 0.0697 U	< 0.0648 U	< 0.0682 U	3.602	< 0.0670 U	0.548	< 0.0680 U
Total Octachlorobiphenyls	RA_Total_OCTPCB	ng/g	230	14	4.911	< 0.159 U	2.8	1.014	1.344	< 0.156 U	3.069	0.857	0.469	< 0.156 U	17.007	< 0.153 U	1.079	< 0.155 U
Total Pentachlorobiphenyls	RA_Total_PENPCB	ng/g	230	14	103.017	22.813	81.247	56.087	68.777	28.836	80.508	33.277	35.523	5.792	808.027	4.201	100.449	7.088
Total Tetrachlorobiphenyls	RA_Total_TETPCB	ng/g	230	14	210.677	65.066	157.729	278.788	334.622	49.398	214.037	87.03	77.186	10.712	2269.37	14.068	293.941	9.192
Total Trichlorobiphenyls	RA_Total_TRICPB	ng/g	230	14	193.786	75.359	70.77	121.551	138.017	28.634	283.874	69.26	105.104	8.171	1621.25	24.488	150.64	9.181
Total PCB Congeners	RA_Tot_PCB_Cong	ng/g	120	14	714.545	217.265	404.189	525.935	611.456	141.316	1055	240.772	356.55	40.086	5083.08	76.111	608.201	42.31
Total PCB TEQ (Bird)	RA-TEQ-B-PCB	ng/g			0.16345871	0.0316153	0.15521572	0.07380994	0.08487031	0.0292065	0.15454667	0.0439892	0.08727936	0.00004517	1.15297862	0.00000614	0.1425431	0.0099545
Total PCB TEQ (Fish)	RA-TEQ-F-PCB	ng/g			0.000443995	0.00008228	0.000394475	0.000188075	0.00021668	0.00008421	0.00038104	0.000115075	0.00021117	0.00000634	0.00353266	0.00000307	0.000358405	0.000027925
Total PCB TEQ (Mammal)	RA-TEQ-M-PCB	ng/g			0.00103897	0.00017918	0.00082185	0.00039345	0.00045508	0.00021526	0.00074624	0.00025295	0.00039702	0.00003804	0.00626496	0.00001842	0.00073043	0.00006855
TAL Metals and Mercury																		
Aluminum	7429-90-5	mg/kg	7700	25000	3700	2900	3000	4200	4300	5100	3200	3900	3500	5100	5600	3400	3700	5300
Calcium	7440-70-2	mg/kg			1400	1500	1300	1600	1100	1400	960	1300	1300	1300	1400	990	1300	1700
Iron	7439-89-6	mg/kg	5500	20000	9800 EB	12000 EB	16000 EB	8700 EB	9200 EB	11000 EB	9900 EB	10000 EB	7400 EB	9400 EB	8600 EB	7600 EB	7700 EB	12000 EB
Magnesium	7439-95-4	mg/kg			2600	1700	1600	2300	2000	2200	1700	1800	2000	3000	2200	1600	1900	3000
Potassium	7440-09-7	mg/kg			200 J-	210 J-	190 J-	190 J-	290 J-	290 J-	220 J-	250 J-	190 J-	320 J-	370 J-	290 J-	250 J-	320 J-
Sodium	7440-23-5	mg/kg			< 590 U	< 590 U	< 580 U	150 J	140 J	< 550 U	< 630 U	< 600 U	< 600 U	120 J	120 J	< 640 U	130 J	150 J
Antimony	7440-36-0	mg/kg	3.1	2	< 1.1 U	< 1.0 U	8.0	< 1.1 U	< 1.1 U	< 1.1 U	< 1.4 U	< 1.2 U	< 1.2 U	< 1.1 U	< 1.3 U	< 1.2 U	< 1.1 U	< 1.2 U
Arsenic	7440-38-2	mg/kg	0.68	9.8	2.0	1.6	1.6	1.1	1.3	0.99	1.2	1.5	1.3	0.89	1.6	1.1	1.4	1.2
Barium	7440-39-3	mg/kg	1500	20	40	20	22	16	19	28	26	53	24	29	39	19	27	33
Beryllium	7440-41-7	mg/kg	16		0.19 J-	0.16 J-	0.18 J-	0.19 J-	0.20 J-	0.23 J-	0.19 J-	0.24 J-	0.23 J-	0.28 J-	0.31 J-	0.18 J-	0.24 J-	0.24 J-
Cadmium	7440-43-9	mg/kg	0.71	1	0.17 J	0.095 J	< 0.53 U	< 0.54 U	< 0.54 U	< 0.53 U	0.12 J	0.14 J	0.089 J	0.099 J	0.21 J	< 0.61 U	0.10 J	0.11 J
Chromium, Total	7440-47-3	mg/kg	0.95	43.4	8.6 EB	6.3 EB	6.3 EB	6.3 EB	6.8 EB	9.8 EB	7.6 EB	12 EB	15 EB	12 EB	21 EB	6.2 EB	17 EB	5.7 EB
Cobalt	7440-48-4	mg/kg	2.3	50	3.8	2.8	2.3	2.8	2.9	3.5	4.2	6.8	3.8	5.4	4.9	3.3	3.4	4.1
Copper	7440-50-8	mg/kg	310	31.6	14	7.7	17	11	12	9.6	9.1	12	14	11	29	8.4	12	13
Lead	7439-92-1	mg/kg	200	35.8	40	28	34	21	25	13	85	24	36	8.3	43	4.9	31	15
Manganese	7439-96-5	mg/kg	180	460	390 EB	360 EB	220 EB	130 EB	160 EB	210 EB	230 EB	1700 EB	220 EB	320 EB	270 EB	130 EB	250 EB	710 EB
Nickel	7440-02-0	mg/kg	140	22.7	6.3 EB	3.9 EB	4.6 EB	4.4 EB	4.6 EB	5.9 EB	5.8 EB	8.0 EB	7.3 EB	9.9 EB	9.1 EB	5.8 EB	5.1 EB	4.9 EB
Selenium	7782-49-2	mg/kg	39	11	< 2.9 U	< 2.6 U	< 2.6 U	< 2.7 U	< 2.7 U	< 2.7 U	< 3.4 U	< 2.9 U	< 2.9 U	< 2.9 U	< 3.2 U	< 3.0 U	< 2.7 U	< 2.9 U
Silver	7440-22-4	mg/kg	39	1	< 0.57 U	< 0.52 U	< 0.53 U	< 0.54 U	< 0.54 U	< 0.53 U	< 0.69 U	< 0.59 U	< 0.59 U	< 0.57 U	< 0.64 U	< 0.61 U	< 0.53 U	0.24 J
Thallium	7440-28-0	mg/kg	0.078		< 0.57 U	< 0.52 U	< 0.53 U	< 0.54 U	< 0.54 U	< 0.53 U	< 0.69 U	< 0.59 U	< 0.59 U	< 0.57 U	< 0.64 U	< 0.61 U	< 0.53 U	< 0.58 U
Vanadium	7440-62-2	mg/kg	39		7.9	7.2	11	14	15	12	8.2	14	11	19	16	9.4	9.6	8.6
Zinc	7440-66-6	mg/kg	2300	121	73	54	40	29	34	30	63	44	56	30	62	21	45	23
Mercury	7439-97-6	mg/kg	2.3	0.18	0.11	< 0.12 U	0.14	0.12	< 0.12 U	< 0.11 U	< 0.12 U	0.16	< 0.11 U	< 0.11 U	0.24	< 0.13 U	0.14	< 0.11 U
TCL VOCs																		
1,1,1-Trichloroethane (TCA)	71-55-6	ug/kg	810000	70	< 5.2 U	< 5.7 U	< 6.5 U	< 7.0 U	< 5.9 U	< 5.8 U	< 6.2 U	< 7.0 U	< 6.9 U	< 6.0 U	< 6.3 U	< 7.1 U	< 6.8 U	< 6.4 U
1,1,2,2-TETRACHLOROETHANE	79-34-5	ug/kg	600	250	< 5.2 U	< 5.7 U	< 6.5 U	< 7.0 U	< 5.9 U	< 5.8 U	< 6.2 U	< 7.0 U	< 6.9 U	< 6.0 U	< 6.3 U	< 7.1 U	< 6.8 U	< 6.4 U
1,1,2-TRICHLORO-1,2,2-TRIFLUOROETHANE	76-13-1	ug/kg	670000		< 5.2 U	< 5.7 U	< 6.5 U	< 7.0 U	< 5.9 U	< 5.8 U	< 6.2 U	< 7.0 U	< 6.9 U	< 6.0 U	< 6.3 U	< 7.1 U	< 6.8 U	< 6.4 U
1,1,2-Trichloroethane	79-00-5	ug/kg	150	538	< 5.2 U	< 5.7 U	< 6.5 U	< 7.0 U	< 5.9 U	< 5.8 U	< 6.2 U	< 7.0 U	< 6.9 U	< 6.0 U	< 6.3 U	< 7.1 U	< 6.8 U	< 6.4 U
1,1-Dichloroethane	75-34-3	ug/kg	3600	20	< 5.2 U	< 5.7 U	< 6.5 U	< 7.0 U	< 5.9 U	< 5.8 U	< 6.2 U	< 7.0 U	< 6.9 U	< 6.0 U	< 6.3 U	< 7.1 U	< 6.8 U	< 6.4 U
1,1-Dichloroethene	75-35-4	ug/kg	480	100	< 5.2 U	< 5.7 U	< 6.5 U	< 7.0 U	< 5.9 U	< 5.8 U	< 6.2 U	< 7.0 U	< 6.9 U	< 6.0 U	< 6.3 U	< 7.1 UJ	< 6.8 U	< 6.4 U
1,2,3-Trichlorobenzene	87-61-6	ug/kg	6300	113	< 5.2 U	< 5.7 U	< 6.5 U	< 7.0 U	< 5.9 U	< 5.8 U	< 6.2 U	< 7.0 U	< 6.9 U	< 6.0 U	< 6.3 U	< 7.1 U	< 6.8 U	< 6.4 U
1,2,3-TRICHLOROPROPANE	96-18-4	ug/kg	5.1		< 5.2 U	< 5.7 U	< 6.5 U	< 7.0 U	< 5.9 U	< 5.8 U	< 6.2 U	< 7.0 U	< 6.9 U	< 6.0 U	< 6.3 U	< 7.1 U	< 6.8 U	< 6.4 U
1,2,4-TRICHLOROBENZENE	120-82-1	ug/kg	5800	11	< 5.2 U	< 5.7 U	< 6.5 U	< 7.0 U	< 5.9 U	< 5.8 U	< 6.2 U	< 7.0 U	< 6.9 U	< 6.0 U	< 6.3 U	< 7.1 U	< 6.8 U	< 6.4 U
1,2,4-Trimethylbenzene	95-63-6	ug/kg	30000	97	< 5.2 U	< 5.7 U	< 6.5 U	< 7.0 U	< 5.9 U	< 5.8 U	< 6.2 U	< 7.0 U	< 6.9 U	< 6.0 U	< 6.3 U	< 7.1 U	< 6.8 U	< 6.4 U
1,2-Dibromo-3-Chloropropane	96-12-8	ug/kg	5.3		< 5.2 U	< 5.7 U	< 6.5 U	< 7.0 U	< 5.9 U	< 5.8 U	< 6.2 U	< 7.0 U	< 6.9 U	< 6.0 U	< 6.3 U	< 7.1 U	< 6.8 U	< 6.4 U
1,2-Dibromoethane (Ethylene Dibromide)	106-93-4	ug/kg	36		< 5.2 U	< 5.7 U	< 6.5 U	< 7.0 U	< 5.9 U	< 5.8 U	< 6.2 U	< 7.0 U	< 6.9 U	< 6.0 U	< 6.3 U	< 7.1 U	< 6.8 U	< 6.4 U
1,2-Dichlorobenzene	95-50-1	ug/kg	180000	95	< 5.2 U	< 5.7 U	< 6.5 U	< 7.0 U	< 5.9 U	< 5.8 U	< 6.2 U	< 7.0 U	< 6.9 U	< 6.0 U	< 6.3 U	< 7.1 U	< 6.8 U	< 6.4 U
1,2-Dichloroethane	107-06-2	ug/kg	460	986	< 5.2 U	< 5.7 U	< 6.5 U	< 7.0 U	< 5.9 U	< 5.8 U	< 6.2 U	< 7.0 U	< 6.9 U	< 6.0 U	< 6.3 U	< 7.1 U	< 6.8 U	< 6.4 U
1,2-DICHLOROPROPANE	78-87-5	ug/kg	1600	428	< 5.2 U	< 5.7 U	< 6.5 U	< 7.0 U	< 5.9 U	< 5.8 U	< 6.2 U	< 7.0 U	< 6.9 U	< 6.0 U	< 6.3 U	< 7.1 U	< 6.8 U	< 6.4 U
1,3,5-Trimethylbenzene (Mesitylene)	108-67-8	ug/kg	27000	164	< 5.2 U	< 5.7 U	< 6.5 U	< 7.0 U	< 5.9 U	< 5.8 U	< 6.2 U	< 7.0 U	< 6.9 U	< 6.0 U	< 6.3 U	< 7.1 U	< 6.8 U	< 6.4 U

Table 28
Phase 2 Reach Sediment Analytical Results
Phase 2 Data Evaluation Summary Memorandum
Lower Neponset River
Boston and Milton, Massachusetts

					Location	24A-0001	24A-0002	24A-0003	24A-0004	24A-0004	24A-0005	24A-0006	24A-0007	24A-0008	24A-0009	24A-0010	24A-0011	24A-0012	24A-0013
					Sample Name	24A-0001-AS	24A-0002-AS	24A-0003-AS	24A-0004-AS	24A-0004-AD	24A-0005-AS	24A-0006-AS	24A-0007-AS	24A-0008-AS	24A-0009-AS	24A-0010-AS	24A-0011-AS	24A-0012-AS	24A-0013-AS
					Sample Date	10/29/2024	10/29/2024	10/29/2024	10/29/2024	10/29/2024	10/29/2024	10/29/2024	10/28/2024	10/28/2024	10/28/2024	10/28/2024	10/28/2024	10/28/2024	10/28/2024
					Sample Type	N	N	N	N	FD	N	N	N	N	N	N	N	N	N
					Depth Interval	0 - 0.5 ft	0 - 0.5 ft	0 - 0.5 ft	0 - 0.5 ft	0 - 0.5 ft	0 - 0.5 ft	0 - 0.5 ft	0 - 0.5 ft	0 - 0.5 ft	0 - 0.5 ft	0 - 0.5 ft	0 - 0.5 ft	0 - 0.5 ft	0 - 0.5 ft
Analyte	Cas No.	Units	Human Health PAL	Ecological PAL														
1,3-DICHLOROBENZENE	541-73-1	ug/kg	2600	89	< 5.2 U	< 5.7 U	< 6.5 U	< 7.0 U	< 5.9 U	< 5.8 U	< 6.2 U	< 7.0 U	< 6.9 U	< 6.0 U	< 6.3 U	< 7.1 U	< 6.8 U	< 6.4 U
1,4-DICHLOROBENZENE	106-46-7	ug/kg	2600	30	< 5.2 U	< 5.7 U	< 6.5 U	< 7.0 U	< 5.9 U	< 5.8 U	< 6.2 U	< 7.0 U	< 6.9 U	< 6.0 U	< 6.3 U	< 7.1 U	< 6.8 U	< 6.4 U
2-HEXANONE	591-78-6	ug/kg	20000	45	< 10 U	< 11 U	< 13 U	< 14 U	< 12 U	< 12 U	< 12 U	< 14 U	< 14 U	< 12 U	< 13 U	< 14 U	< 14 U	< 13 U
ACETONE	67-64-1	ug/kg	7000000	65	< 10 U	< 11 U	< 13 U	< 14 U	< 12 U	< 12 U	< 12 U	< 14 U	< 14 U	< 12 U	< 13 U	< 14 U	< 14 U	< 13 U
Benzene	71-43-2	ug/kg	1200	10	< 5.2 U	< 5.7 U	< 6.5 U	< 7.0 U	< 5.9 U	< 5.8 U	< 6.2 U	< 7.0 U	< 6.9 U	< 6.0 U	< 6.3 U	< 7.1 UJ	< 6.8 U	< 6.4 U
BROMOCHLOROMETHANE	74-97-5	ug/kg	15000		< 5.2 U	< 5.7 U	< 6.5 U	< 7.0 U	< 5.9 U	< 5.8 U	< 6.2 U	< 7.0 U	< 6.9 U	< 6.0 U	< 6.3 U	< 7.1 U	< 6.8 U	< 6.4 U
BROMODICHLOROMETHANE	75-27-4	ug/kg	290	210	< 5.2 U	< 5.7 U	< 6.5 U	< 7.0 U	< 5.9 U	< 5.8 U	< 6.2 U	< 7.0 U	< 6.9 U	< 6.0 U	< 6.3 U	< 7.1 U	< 6.8 U	< 6.4 U
BROMOFORM	75-25-2	ug/kg	19000	142	< 5.2 U	< 5.7 U	< 6.5 U	< 7.0 U	< 5.9 U	< 5.8 U	< 6.2 U	< 7.0 U	< 6.9 U	< 6.0 U	< 6.3 U	< 7.1 U	< 6.8 U	< 6.4 U
BROMOMETHANE	74-83-9	ug/kg	680	6.5	< 5.2 U	< 5.7 U	< 6.5 U	< 7.0 U	< 5.9 U	< 5.8 U	< 6.2 U	< 7.0 U	< 6.9 U	< 6.0 U	< 6.3 U	< 7.1 U	< 6.8 U	< 6.4 U
CARBON DISULFIDE	75-15-0	ug/kg	77000	7.8	< 5.2 U	< 5.7 U	< 6.5 U	< 7.0 U	< 5.9 U	< 5.8 U	< 6.2 U	< 7.0 U	< 6.9 U	< 6.0 U	< 6.3 U	< 7.1 U	< 6.8 U	< 6.4 U
CARBON TETRACHLORIDE	56-23-5	ug/kg	650	57	< 5.2 U	< 5.7 U	< 6.5 U	< 7.0 U	< 5.9 U	< 5.8 U	< 6.2 U	< 7.0 U	< 6.9 U	< 6.0 U	< 6.3 U	< 7.1 U	< 6.8 U	< 6.4 U
Chlorobenzene	108-90-7	ug/kg	28000	30	< 5.2 U	< 5.7 U	< 6.5 U	< 7.0 U	< 5.9 U	< 5.8 U	< 6.2 U	< 7.0 U	< 6.9 U	< 6.0 U	< 6.3 U	< 7.1 U	< 6.8 U	< 6.4 U
CHLOROETHANE	75-00-3	ug/kg	540000		< 5.2 U	< 5.7 U	< 6.5 U	< 7.0 U	< 5.9 U	< 5.8 U	< 6.2 U	< 7.0 U	< 6.9 U	< 6.0 U	< 6.3 U	< 7.1 U	< 6.8 U	< 6.4 U
Chloroform	67-66-3	ug/kg	320	87	< 5.2 U	< 5.7 U	< 6.5 U	< 7.0 U	< 5.9 U	< 5.8 U	< 6.2 U	< 7.0 U	< 6.9 U	< 6.0 U	< 6.3 U	< 7.1 U	< 6.8 U	< 6.4 U
CHLOROMETHANE	74-87-3	ug/kg	11000		< 5.2 U	< 5.7 U	< 6.5 U	< 7.0 U	< 5.9 U	< 5.8 U	< 6.2 U	< 7.0 U	< 6.9 U	< 6.0 U	< 6.3 U	< 7.1 U	< 6.8 U	< 6.4 U
CIS-1,2-DICHLOROETHYLENE	156-59-2	ug/kg	6300	432	< 5.2 U	< 5.7 U	< 6.5 U	< 7.0 U	< 5.9 U	< 5.8 U	< 6.2 U	< 7.0 U	< 6.9 U	< 6.0 U	< 6.3 U	< 7.1 U	< 6.8 U	< 6.4 U
cis-1,3-Dichloropropene	10061-01-5	ug/kg	1800		< 5.2 U	< 5.7 U	< 6.5 U	< 7.0 U	< 5.9 U	< 5.8 U	< 6.2 U	< 7.0 U	< 6.9 U	< 6.0 U	< 6.3 U	< 7.1 U	< 6.8 U	< 6.4 U
Cyclohexane	110-82-7	ug/kg	650000		< 5.2 U	< 5.7 U	< 6.5 U	< 7.0 U	< 5.9 U	< 5.8 U	< 6.2 U	< 7.0 U	< 6.9 U	< 6.0 U	< 6.3 U	< 7.1 U	< 6.8 U	< 6.4 U
DIBROMOCHLOROMETHANE	124-48-1	ug/kg	8300	198	< 5.2 U	< 5.7 U	< 6.5 U	< 7.0 U	< 5.9 U	< 5.8 U	< 6.2 U	< 7.0 U	< 6.9 U	< 6.0 U	< 6.3 U	< 7.1 U	< 6.8 U	< 6.4 U
Dichlorodifluoromethane	75-71-8	ug/kg	8700		< 5.2 U	< 5.7 U	< 6.5 U	< 7.0 U	< 5.9 U	< 5.8 U	< 6.2 U	< 7.0 U	< 6.9 U	< 6.0 U	< 6.3 U	< 7.1 U	< 6.8 U	< 6.4 U
Ethylbenzene	100-41-4	ug/kg	5800	290	< 5.2 U	< 5.7 U	< 6.5 U	< 7.0 U	< 5.9 U	< 5.8 U	< 6.2 U	< 7.0 U	< 6.9 U	< 6.0 U	< 6.3 U	< 7.1 U	< 6.8 U	< 6.4 U
Isopropylbenzene (Cumene)	98-82-8	ug/kg	190000	35	< 5.2 U	< 5.7 U	< 6.5 U	< 7.0 U	< 5.9 U	< 5.8 U	< 6.2 U	< 7.0 U	< 6.9 U	< 6.0 U	< 6.3 U	< 7.1 U	< 6.8 U	< 6.4 U
m,p-Xylene	179601-23-1	ug/kg	55000		< 5.2 U	< 5.7 U	< 6.5 U	< 7.0 U	< 5.9 U	< 5.8 U	< 6.2 U	< 7.0 U	< 6.9 U	< 6.0 U	< 6.3 U	< 7.1 U	< 6.8 U	< 6.4 U
METHYL ACETATE	79-20-9	ug/kg	7800000		< 5.2 U	< 5.7 U	< 6.5 U	< 7.0 U	< 5.9 U	< 5.8 U	< 6.2 U	< 7.0 U	< 6.9 U	< 6.0 U	< 6.3 U	< 7.1 U	< 6.8 U	< 6.4 U
Methyl Ethyl Ketone (2-Butanone)	78-93-3	ug/kg	2700000	7604	< 10 U	< 11 U	< 13 U	< 14 U	< 12 U	< 12 U	< 12 U	< 14 U	< 14 U	< 12 U	< 13 U	< 14 U	< 14 U	< 13 U
METHYL ISOBUTYL KETONE (4-METHYL-2-PENTANONE)	108-10-1	ug/kg	3300000	73	< 10 U	< 11 U	< 13 U	< 14 U	< 12 U	< 12 U	< 12 U	< 14 U	< 14 U	< 12 U	< 13 U	< 14 U	< 14 U	< 13 U
Methylcyclohexane	108-87-2	ug/kg	9800		< 5.2 U	< 5.7 U	< 6.5 U	< 7.0 U	< 5.9 U	< 5.8 U	< 6.2 U	< 7.0 U	< 6.9 U	< 6.0 U	< 6.3 U	< 7.1 U	< 6.8 U	< 6.4 U
Methylene Chloride	75-09-2	ug/kg	35000	18	< 5.2 U	< 5.7 U	< 6.5 U	< 7.0 U	< 5.9 U	< 5.8 U	< 6.2 U	< 7.0 U	< 6.9 U	< 6.0 U	< 6.3 U	< 7.1 U	< 6.8 U	< 6.4 U
o-Xylene (1,2-Dimethylbenzene)	95-47-6	ug/kg	64000		< 5.2 U	< 5.7 U	< 6.5 U	< 7.0 U	< 5.9 U	< 5.8 U	< 6.2 U	< 7.0 U	< 6.9 U	< 6.0 U	< 6.3 U	< 7.1 U	< 6.8 U	< 6.4 U
Styrene	100-42-5	ug/kg	600000	126	< 5.2 U	< 5.7 U	< 6.5 U	< 7.0 U	< 5.9 U	< 5.8 U	< 6.2 U	< 7.0 U	< 6.9 U	< 6.0 U	< 6.3 U	< 7.1 U	< 6.8 U	< 6.4 U
TERT-BUTYL METHYL ETHER	1634-04-4	ug/kg	47000	304	< 5.2 U	< 5.7 U	< 6.5 U	< 7.0 U	< 5.9 U	< 5.8 U	< 6.2 U	< 7.0 U	< 6.9 U	< 6.0 U	< 6.3 U	< 7.1 U	< 6.8 U	< 6.4 U
Tetrachloroethylene (PCE)	127-18-4	ug/kg	8100	2	< 5.2 U	< 5.7 U	< 6.5 U	< 7.0 U	< 5.9 U	< 5.8 U	< 6.2 U	< 7.0 U	< 6.9 U	< 6.0 U	< 6.3 U	< 7.1 U	< 6.8 U	< 6.4 U
Toluene	108-88-3	ug/kg	490000	10	< 5.2 U	< 5.7 U	< 6.5 U	< 7.0 U	< 5.9 U	< 5.8 U	< 6.2 U	< 7.0 U	< 6.9 U	< 6.0 U	< 6.3 U	< 7.1 U	< 6.8 U	< 6.4 U
Trans-1,2-Dichloroethylene	156-60-5	ug/kg	7000	389	< 5.2 U	< 5.7 U	< 6.5 U	< 7.0 U	< 5.9 U	< 5.8 U	< 6.2 U	< 7.0 U	< 6.9 U	< 6.0 U	< 6.3 U	< 7.1 U	< 6.8 U	< 6.4 U
Trans-1,3-Dichloropropene	10061-02-6	ug/kg	1800		< 5.2 U	< 5.7 U	< 6.5 U	< 7.0 U	< 5.9 U	< 5.8 U	< 6.2 U	< 7.0 U	< 6.9 U	< 6.0 U	< 6.3 U	< 7.1 U	< 6.8 U	< 6.4 U
Trichloroethylene (TCE)	79-01-6	ug/kg	410	78	< 5.2 UJ	< 5.7 UJ	< 6.5 UJ	< 7.0 UJ	< 5.9 UJ	< 5.8 UJ	< 6.2 U	< 7.0 UJ	< 6.9 UJ	< 6.0 UJ	< 6.3 UJ	< 7.1 UJ	< 6.8 UJ	< 6.4 UJ
Trichlorofluoromethane	75-69-4	ug/kg	2300000		< 5.2 U	< 5.7 U	< 6.5 U	< 7.0 U	< 5.9 U	< 5.8 U	< 6.2 U	< 7.0 U	< 6.9 U	< 6.0 U	< 6.3 U	< 7.1 U	< 6.8 U	< 6.4 U
Vinyl Chloride	75-01-4	ug/kg	59	482	< 5.2 U	< 5.7 U	< 6.5 U	< 7.0 U	< 5.9 U	< 5.8 U	< 6.2 U	< 7.0 U	< 6.9 U	< 6.0 U	< 6.3 U	< 7.1 U	< 6.8 U	< 6.4 U
TCL SVOCs																		
1,2,4,5-TETRACHLOROBENZENE	95-94-3	ug/kg	230	187	< 200 U	< 190 U	< 210 U	< 200 U	< 210 U	< 200 U	< 200 U	< 200 U	< 210 U	< 200 U	< 220 U	< 220 U	< 200 U	< 180 U
1,4-Dioxane (P-Dioxane)	123-91-1	ug/kg	5300		< 80 UJ	< 75 UJ	< 81 UJ	< 80 U	< 81 UJ	< 77 U	< 80 UJ	< 79 U	< 83 U	< 78 U	< 86 U	< 86 U	< 79 U	< 71 U
1-Methylnaphthalene	90-12-0	ug/kg	18	141	< 200 U	< 190 U	< 210 U	< 200 U	< 210 U	< 200 U	< 200 U	< 200 U	< 210 U	< 200 U	< 220 U	< 220 U	< 200 U	< 180 U
2,3,4,6-TETRACHLOROPHENOL	58-90-2	ug/kg	190000	30	< 200 U	< 190 U	< 210 U	< 200 U	< 210 U	< 200 U	< 200 U	< 200 U	< 210 U	< 200 U	< 220 U	< 220 U	< 200 U	< 180 U
2,4,5-TRICHLOROPHENOL	95-95-4	ug/kg	630000	34	< 200 U	< 190 U	< 210 U	< 200 U	< 210 U	< 200 U	< 200 U	< 200 U	< 210 U	< 200 U	< 220 U	< 220 U	< 200 U	< 180 U
2,4,6-TRICHLOROPHENOL	88-06-2	ug/kg	6300		< 200 U	< 190 U	< 210 U	< 200 U	< 210 U	< 200 U	< 200 U	< 200 U	< 210 U	< 200 U	< 220 U	< 220 U	< 200 U	< 180 U
2,4-DICHLOROPHENOL	120-83-2	ug/kg	19000	57	< 200 U	< 190 U	< 210 U	< 200 U	< 210 U	< 200 U	< 200 U	< 200 U	< 210 U	< 200 U	< 220 U	< 220 U	< 200 U	< 180 U
2,4-DIMETHYLPHENOL	105-67-9	ug/kg	130000	39	< 200 U	< 190 UJ	< 210 U	< 200 U	< 210 U	< 200 U	< 200 U	< 200 U	< 210 U	< 200 U	< 220 U	< 220 U	< 200 U	< 180 U
2,4-DINITROPHENOL	51-28-5	ug/kg	13000	223	< 390 U	< 370 U	< 400 U	< 400 U	< 400 UJ	< 380 U	< 400 U	< 390 U	< 410 U	< 390 U	< 430 U	< 420 U	< 390 U	< 350 U
2,4-DINITROTOLUENE	121-14-2	ug/kg	1700	290	< 200 U	< 190 U	< 210 U	< 200 U	< 210 U	< 200 U	< 200 U	< 200 U	< 210 U	< 200 U	< 220 U	< 220 U	< 200 U	< 180 U
2,6-DINITROTOLUENE	606-20-2	ug/kg	360	296	< 200 U	< 190 U	< 210 U	< 200 U	< 210 U	< 200 U	< 200 U	< 200 U	< 210 U	< 200 U	< 220 U	< 220 U	< 200 U	< 180 U
2-CHLORONAPHTHALENE	91-58-7	ug/kg	480000		< 200 U	< 190 U	< 210 U	< 200 U	< 210 U	< 200 U	< 200 U	< 200 U	< 210 U	< 200 U	< 220 U	< 220 U	< 200 U	< 180 U
2-CHLOROPHENOL	95-57-8	ug/kg	39000	55	< 200 U	< 190 U	< 210 U	< 200 U	< 210 U	< 200 U	< 200 U	< 200 U	< 210 U	< 200 U	< 220 U	< 220 U	< 200 U	< 180 U
2-Methylnaphthalene	91-57-6	ug/kg	24000	20.2	< 200 U	< 190 U	< 210 U	< 200 U	< 210 U	< 200 U	< 200 U	< 200 U	< 210 U	< 200 U	< 220 U	< 220 U	< 200 U	< 180 U
2-METHYLPHENOL (O-CRESOL)	95-48-7	ug/kg	320000	119	< 390 U	< 370 UJ	< 400 U	< 400 U	< 400 U	< 380 U	< 400 U	< 390 U	< 410 U	< 390 U	< 430 U	< 420 U	< 390 U	< 350 U
2-NITROANILINE	88-74-4	ug/kg	63000		< 200 U	< 190 U	< 210 U	< 200 U	< 210 UJ	< 200 U	< 200 U	< 200 U	< 210 U	< 200 U	< 220 U	< 220 U	< 200 U	< 180 U
2-NITROPHENOL	88-75-5	ug/kg	1900000	168	< 200 U	< 190 U	< 210 U	< 200 U	< 210 U	< 200 U	< 200 U	< 200 U	< 210 U	< 200 U	< 220 U	< 220 U	< 200 U	< 180 U
3,3'-DICHLOROBENZIDINE	91-94-1	ug/kg	1200	31	< 390 U	< 370 U	< 400 U	< 400 U	< 400 U	< 380 U	< 400 U	< 390 U	< 410 U	< 390 U	< 430 U	< 420 U	< 390 U	< 350 U
3-NITROANILINE	99-09-2	ug/kg	25000		< 390 U	< 370 U	< 400 U	< 400 U	< 400 UJ	< 380 U	< 400 U	< 390 U	< 410 U	< 390 U	< 430 U	< 420 U	< 390 U	< 350 U
4,6-DINITRO-2-METHYLPHENOL	534-52-1	ug/kg	510	1477	< 390 UJ	< 370 UJ	< 400 U	< 400 UJ	< 400 UJ	< 380 U	< 400 UJ	< 390 U	< 410 UJ	< 390 U	< 430 U	< 420 U	< 390 U	< 350 U
4-BROMOPHENYL PHENYL ETHER	101-55-3	ug/kg		47	< 200 U	< 190 UJ	< 210 U	< 200 U	< 210 UJ	< 200 U	< 200 UJ	< 200 U	< 210 U	< 200 U	< 220 U	< 220 U	< 200 U	< 180 U
4-CHLORO-3-METHYLPHENOL	59-50-7	ug/kg	630000	5	< 200 U	< 190 U	< 210 U	< 200 U	< 210 U	< 200 U	< 200 U	< 200 U	< 210 U	< 200 U	< 220 U	< 220 U	< 200 U	< 180 U
4-CHLOROANILINE	106-47-8	ug/kg	2700	0.9	< 390 U	< 370 U	< 400 U	< 400 U	< 400 U	< 380 U	< 400 U	< 390 U	< 410 U	< 390 U	< 430 U	< 420 U	< 390 U	< 350 U
4-CHLOROPHENYL PHENYL ETHER	7005-72-3	ug/kg			< 200 U	< 190 UJ	< 210 U	< 200 U	< 210 UJ	< 200 U	< 200 UJ	< 200 U	< 210 U	< 200 U	< 220 U	< 220 U	< 200 U	< 180 U
4-METHYLPHENOL (P-CRESOL)	106-44-5	ug/kg	130000	93	< 390 U	< 370 UJ	< 400 U	< 400 U	< 400 U	< 380 U	< 400 U	< 390 U	< 410 U	< 390 U	< 430 U	< 420 U	< 390 U	< 350 U
4-Nitroaniline	100-01-6	ug/kg	25000		< 390 U	< 370 U	< 400 U	< 400 U	< 400 UJ	< 380 U	< 400 U	< 390 U	< 410 U	< 390 U	< 430 U	< 420 U	< 390 U	< 350 U
4-NITROPHENOL	100-02-7	ug/kg	1900000	153	< 390 U	< 370 U	< 400 U	< 400 U	< 400 UJ	< 380 U	< 400 U	< 390 U	< 410 U	< 390 U	< 430 U	< 420 U	< 390 U	< 350 U
Acenaphthene	83-32-9	ug/kg	360000	6.7	120 J	< 190 U	< 210 U	< 200 U	< 210 U	< 200 U	< 200 U	< 200 U	< 210 U	< 200 U	< 220 U	< 220 U	91 J	< 180 U
ACENAPHTHYLENE	208-96-8	ug/kg	360000	5.9	< 200 U	< 190 U	< 210 U	< 200 U	< 210 U	< 200 U	< 200 U	< 200 U	< 210 U	< 200 U	< 220 U	< 220 U	< 200 U	< 180 U
Acetophenone	98-86-2	ug/kg	780000		290 J	160 J	200 J	210 J	180 J	< 380 U	220 J	< 390 U	180 J	< 390 U	< 430 U	< 420 U	< 390 U	< 350 U
ANTHRACENE	120-12-7	ug/kg	1800000	57	170 J	< 190 U	< 210 U	< 200 U	< 210 U	< 200 U	< 200 U	< 200 U	< 210 U	< 200 U	63 J	< 220 U	140 J	< 180 U

Table 28
Phase 2 Reach Sediment Analytical Results
Phase 2 Data Evaluation Summary Memorandum
Lower Neponset River
Boston and Milton, Massachusetts

					Location	24A-0001	24A-0002	24A-0003	24A-0004	24A-0004	24A-0005	24A-0006	24A-0007	24A-0008	24A-0009	24A-0010	24A-0011	24A-0012	24A-0013
					Sample Name	24A-0001-AS	24A-0002-AS	24A-0003-AS	24A-0004-AS	24A-0004-AD	24A-0005-AS	24A-0006-AS	24A-0007-AS	24A-0008-AS	24A-0009-AS	24A-0010-AS	24A-0011-AS	24A-0012-AS	24A-0013-AS
					Sample Date	10/29/2024	10/29/2024	10/29/2024	10/29/2024	10/29/2024	10/29/2024	10/29/2024	10/28/2024	10/28/2024	10/28/2024	10/28/2024	10/28/2024	10/28/2024	10/28/2024
					Sample Type	N	N	N	N	FD	N	N	N	N	N	N	N	N	N
					Depth Interval	0 - 0.5 ft	0 - 0.5 ft	0 - 0.5 ft	0 - 0.5 ft	0 - 0.5 ft	0 - 0.5 ft	0 - 0.5 ft	0 - 0.5 ft	0 - 0.5 ft	0 - 0.5 ft	0 - 0.5 ft	0 - 0.5 ft	0 - 0.5 ft	0 - 0.5 ft
Analyte	Cas No.	Units	Human Health PAL	Ecological PAL														
ATRAZINE	1912-24-9	ug/kg	2400	0.3	< 390 U	< 370 U	< 400 U	< 400 U	< 400 U	< 380 U	< 400 U	< 390 U	< 410 U	< 390 U	< 430 U	< 420 U	< 390 U	< 350 U
BENZALDEHYDE	100-52-7	ug/kg	170000	59	< 390 U	< 370 U	< 400 U	< 400 U	< 400 U	< 380 U	< 400 U	< 390 U	< 410 U	< 390 U	< 430 U	< 420 U	< 390 U	< 350 U
BENZO(A)ANTHRACENE	56-55-3	ug/kg	1100	108	400	< 190 U	< 210 U	81 J	< 210 U	79 J	190 J	< 200 U	61 J	< 200 U	180 J	< 220 U	290	< 180 U
BENZO(A)PYRENE	50-32-8	ug/kg	110	150	120 J	< 190 UJ	< 210 UJ	< 200 U	< 210 UJ	76 J	57 J	< 200 U	< 210 U	< 200 U	180 J	< 220 U	260	< 180 U
Benzo(B)Fluoranthene	205-99-2	ug/kg	1100	190	450	< 190 UJ	< 210 UJ	110 J	< 210 UJ	99 J	210	< 200 U	81 J	< 200 U	230	< 220 U	280	< 180 U
Benzo(G,H,I)Perylene	191-24-2	ug/kg	180000	170	< 200 U	< 190 UJ	< 210 UJ	< 200 U	< 210 UJ	52 J	< 200 U	< 200 U	< 210 U	< 200 U	120 J	< 220 U	150 J	< 180 U
Benzo(K)Fluoranthene	207-08-9	ug/kg	11000	240	170 J	< 190 UJ	< 210 UJ	< 200 U	< 210 UJ	< 200 U	95 J	< 200 U	< 210 U	< 200 U	75 J	< 220 U	85 J	< 180 U
BENZYL BUTYL PHTHALATE	85-68-7	ug/kg	290000	100	< 200 U	< 190 U	< 210 U	< 200 U	< 210 U	< 200 U	< 200 U	< 200 U	< 210 U	< 200 U	< 220 U	< 220 U	< 200 U	< 180 U
BIPHENYL (DIPHENYL)	92-52-4	ug/kg	4700	198	< 200 U	< 190 U	< 210 U	< 200 U	< 210 U	< 200 U	< 200 U	< 200 U	< 210 U	< 200 U	< 220 U	< 220 U	< 200 U	< 180 U
BIS(2-CHLOROETHOXY) METHANE	111-91-1	ug/kg	19000		< 200 U	< 190 U	< 210 U	< 200 U	< 210 U	< 200 U	< 200 U	< 200 U	< 210 U	< 200 U	< 220 U	< 220 U	< 200 U	< 180 U
BIS(2-CHLOROETHYL) ETHER (2-CHLOROETHYL ETHER)	111-44-4	ug/kg	230		< 390 U	< 370 U	< 400 U	< 400 U	< 400 U	< 380 U	< 400 U	< 390 U	< 410 U	< 390 U	< 430 U	< 420 U	< 390 U	< 350 U
BIS(2-CHLOROISOPROPYL) ETHER	108-60-1	ug/kg	310000		< 390 U	< 370 U	< 400 U	< 400 U	< 400 U	< 380 U	< 400 U	< 390 U	< 410 U	< 390 U	< 430 U	< 420 U	< 390 U	< 350 U
BIS(2-ETHYLHEXYL) PHTHALATE	117-81-7	ug/kg	39000	180	< 200 U	< 190 U	< 210 U	< 200 U	< 210 U	< 200 U	< 200 U	< 200 U	< 210 U	< 200 U	< 220 U	< 220 U	< 200 U	< 180 U
Caprolactam	105-60-2	ug/kg	3100000		< 390 U	< 370 U	< 400 U	< 400 U	< 400 U	< 380 U	< 400 U	< 390 U	< 410 U	< 390 U	< 430 U	< 420 U	< 390 U	< 350 U
CARBAZOLE	86-74-8	ug/kg	240000	69	94 J	< 370 UJ	< 400 U	< 400 U	< 400 UJ	< 380 U	< 400 UJ	< 390 U	< 410 U	< 390 U	< 430 U	< 420 U	< 390 U	< 350 U
CHRYSENE	218-01-9	ug/kg	110000	166	400	< 190 U	< 210 U	91 J	< 210 U	88 J	180 J	< 200 U	71 J	< 200 U	190 J	< 220 U	320	< 180 U
DIBENZ(A,H)ANTHRACENE	53-70-3	ug/kg	110	33	61 J	< 190 UJ	< 210 UJ	< 200 U	< 210 UJ	< 200 U	< 200 U	< 200 U	< 210 U	< 200 U	< 220 U	< 220 U	< 200 U	< 180 U
Dibenzofuran	132-64-9	ug/kg	7800	510	93 J	< 190 UJ	< 210 U	< 200 U	< 210 UJ	< 200 U	< 200 UJ	< 200 U	< 210 U	< 200 U	< 220 U	< 220 U	< 200 U	< 180 U
Diethyl Phthalate	84-66-2	ug/kg	5100000	630	< 200 U	< 190 U	< 210 U	< 200 U	< 210 U	< 200 U	< 200 U	< 200 U	< 210 U	< 200 U	< 220 U	< 220 U	< 200 U	< 180 U
DIMETHYL PHTHALATE	131-11-3	ug/kg	5100000	678	< 200 U	< 190 U	< 210 U	< 200 U	< 210 U	< 200 U	< 200 U	< 200 U	< 210 U	< 200 U	< 220 U	< 220 U	< 200 U	< 180 U
Di-N-Butyl Phthalate	84-74-2	ug/kg	630000	11	< 200 U	< 190 U	< 210 U	< 200 U	< 210 U	< 200 U	< 200 U	< 200 U	< 210 U	< 200 U	< 220 U	< 220 U	< 200 U	< 180 U
DI-N-OCTYLPHTHALATE	117-84-0	ug/kg	63000	39	< 390 U	< 370 U	< 400 U	< 400 U	< 400 U	< 380 U	< 400 U	< 390 U	< 410 U	< 390 U	< 430 U	< 420 U	< 390 U	< 350 U
FLUORANTHENE	206-44-0	ug/kg	240000	423	1200	< 190 U	69 J	230	< 210 U	180 J	380	65 J	190 J	< 200 U	460	< 220 U	690	< 180 U
FLUORENE	86-73-7	ug/kg	240000	77	130 J	< 190 UJ	< 210 U	< 200 U	< 210 UJ	< 200 U	< 200 UJ	< 200 U	< 210 U	< 200 U	< 220 U	< 220 U	84 J	< 180 U
HEXACHLOROBENZENE	118-74-1	ug/kg	78	20	< 200 U	< 190 U	< 210 U	< 200 U	< 210 U	< 200 U	< 200 U	< 200 U	< 210 U	< 200 U	< 220 U	< 220 U	< 200 U	< 180 U
Hexachlorobutadiene	87-68-3	ug/kg	1200		< 200 U	< 190 U	< 210 U	< 200 U	< 210 U	< 200 U	< 200 U	< 200 U	< 210 U	< 200 U	< 220 U	< 220 U	< 200 U	< 180 U
HEXACHLOROCYCLOPENTADIENE	77-47-4	ug/kg	180	6.5	< 390 U	< 370 U	< 400 U	< 400 U	< 400 U	< 380 U	< 400 U	< 390 U	< 410 U	< 390 U	< 430 U	< 420 U	< 390 U	< 350 U
HEXACHLOROETHANE	67-72-1	ug/kg	1800	27	< 200 U	< 190 U	< 210 U	< 200 U	< 210 U	< 200 U	< 200 U	< 200 U	< 210 U	< 200 U	< 220 U	< 220 U	< 200 U	< 180 U
INDENO(1,2,3-C,D)PYRENE	193-39-5	ug/kg	1100	200	91 J	< 190 UJ	< 210 UJ	< 200 U	< 210 UJ	40 J	50 J	< 200 U	< 210 U	< 200 U	89 J	< 220 U	110 J	< 180 U
ISOPHORONE	78-59-1	ug/kg	570000	876	< 200 U	< 190 U	< 210 U	< 200 U	< 210 U	< 200 U	< 200 U	< 200 U	< 210 U	< 200 U	< 220 U	< 220 U	< 200 U	< 180 U
Naphthalene	91-20-3	ug/kg	2000	176	73 J	< 190 U	< 210 U	< 200 U	< 210 U	< 200 U	< 200 U	< 200 U	< 210 U	< 200 U	< 220 U	< 220 U	< 200 U	< 180 U
NITROBENZENE	98-95-3	ug/kg	5100	407	< 200 U	< 190 U	< 210 U	< 200 U	< 210 U	< 200 U	< 200 U	< 200 U	< 210 U	< 200 U	< 220 U	< 220 U	< 200 U	< 180 U
N-NITROSODI-N-PROPYLAMINE	621-64-7	ug/kg	78		< 200 U	< 190 U	< 210 U	< 200 U	< 210 U	< 200 U	< 200 U	< 200 U	< 210 U	< 200 U	< 220 U	< 220 U	< 200 U	< 180 U
N-NITROSODIPHENYLAMINE	86-30-6	ug/kg	110000	110	< 200 U	< 190 U	< 210 U	< 200 U	< 210 U	< 200 U	< 200 U	< 200 U	< 210 U	< 200 U	< 220 U	< 220 U	< 200 U	< 180 U
PENTACHLOROPHENOL	87-86-5	ug/kg	1000	10	< 390 U	< 370 U	< 400 U	< 400 U	< 400 U	< 380 U	< 400 U	< 390 U	< 410 U	< 390 U	< 430 U	< 420 U	< 390 U	< 350 U
PHENANTHRENE	85-01-8	ug/kg	1800000	204	1100	< 190 U	< 210 U	130 J	< 210 U	170 J	93 J	43 J	150 J	< 200 U	310	< 220 U	820	< 180 U
PHENOL	108-95-2	ug/kg	1900000	175	67 J	< 370 U	< 400 U	52 J	< 400 U	< 380 U	46 J	< 390 U	< 410 U	< 390 U	< 430 U	< 420 U	< 390 U	< 350 U
PYRENE	129-00-0	ug/kg	180000	195	490	< 190 U	< 210 U	110 J	< 210 U	170 J	200	59 J	94 J	< 200 U	390	< 220 U	770	< 180 U
TOTAL ORGANIC CARBON	TOC	mg/kg			15000	1800	3500	2600	3300	4300	2800	4800 J	2300 J	1300 J	6000 J	1200 J	4600 J	2900 J

Table 28
Phase 2 Reach Sediment Analytical Results
Phase 2 Data Evaluation Summary Memorandum
Lower Neponset River
Boston and Milton, Massachusetts

					Location	24A-0014	24A-0014	24A-0015	24A-0016	24A-0017	24A-0018	24A-0019	24A-0020	24A-0021	24A-0022	24A-0023	24A-0024	24A-0025	24A-0026
					Sample Name	24A-0014-AS	24A-0014-AD	24A-0015-AS	24A-0016-AS	24A-0017-AS	24A-0018-AS	24A-0019-AS	24A-0020-AS	24A-0021-AS	24A-0022-AS	24A-0023-AS	24A-0024-AS	24A-0025-AS	24A-0026-AS
					Sample Date	10/28/2024	10/28/2024	10/28/2024	10/28/2024	10/25/2024	10/25/2024	10/25/2024	10/25/2024	10/25/2024	10/25/2024	10/25/2024	10/25/2024	10/25/2024	10/25/2024
					Sample Type	N	FD	N	N	N	N	N	N	N	N	N	N	N	N
					Depth Interval	0 - 0.5 ft	0 - 0.5 ft	0 - 0.5 ft	0 - 0.5 ft	0 - 0.5 ft	0 - 0.5 ft	0 - 0.5 ft	0 - 0.5 ft	0 - 0.5 ft	0 - 0.5 ft	0 - 0.5 ft	0 - 0.5 ft	0 - 0.5 ft	0 - 0.5 ft
Analyte	Cas No.	Units	Human Health PAL	Ecological PAL															
Grain Size																			
%CLAY	%CLAY	%			0	0	0	0	0	0	0	0	0	0	0	0	0	0	0
%COARSE SAND >.5-1MM (USDA classification)	%COARSESAND	%			2.8	3.8	16.5	21.3	15.1	9.1	26.6	21.7	13.9	15.0	23.0	4.1	37.8	22.8
%FINE SAND >.125-.25 mm (USDA classification)	%FINE SAND	%			59.0	55.7	27.6	15.1	19.8	42.3	16.5	12.8	22.2	20.9	5.9	14.8	2.7	13.0	
%MEDIUM SAND >.25-5 mm (USDA classification)	%MEDIUM SAND	%			6.3	6.3	19.9	32.9	29.0	9.3	29.9	37.9	34.2	26.0	32.9	77.4	20.6	22.0	
Gravel	GRAVEL	%			2.1	2.6	36.0	25.9	36.1	30.9	14.8	24.2	20.2	38.1	20.4	0	35.4	42.2	
Hydrometer, Reading 1, Percent Passing	HYD01	%			1.3	0	0	0	0	0	0	0	0	0	0	0	0	0	
Hydrometer, Reading 2, Percent Passing	HYD02	%			0	0	0	0	0	0	0	0	0	0	0	0	0	0	
Hydrometer, Reading 3, Percent Passing	HYD03	%			0	0	0	0	0	0	0	0	0	0	0	0	0	0	
Hydrometer, Reading 4, Percent Passing	HYD04	%			0	0	0	0	0	0	0	0	0	0	0	0	0	0	
Hydrometer, Reading 5, Percent Passing	HYD05	%			0	0	0	0	0	0	0	0	0	0	0	0	0	0	
Hydrometer, Reading 6, Percent Passing	HYD06	%			0	0	0	0	0	0	0	0	0	0	0	0	0	0	
Hydrometer, Reading 7, Percent Passing	HYD07	%			0	0	0	0	0	0	0	0	0	0	0	0	0	0	
Sand	308075-07-2	%			68.1	65.8	64.0	69.3	63.9	60.7	73.0	72.4	70.3	61.9	61.8	96.3	61.1	57.8	
SIEVE NO. 10, PERCENT PASSING (2.00 mm)	SIEVE10	%			95.1	93.6	47.5	52.8	48.8	60.0	58.6	54.1	65.9	46.9	56.6	95.9	26.8	35.0	
SIEVE NO. 40, PERCENT PASSING (0.425 mm)	SIEVE40	%			88.8	87.3	27.6	19.9	19.8	50.7	28.7	16.2	31.7	20.9	23.7	18.5	6.2	13.0	
SIEVE NO. 80, PERCENT PASSING	SIEVE80	%			76.0	79.7	6.2	7.9	1.2	29.3	17.5	8.1	13.2	1.2	19.0	5.8	3.8	2.9	
SIEVE, NO. 20, PERCENT PASSING (0.85 mm)	SIEVE20	%			92.3	90.7	40.5	34.9	41.7	55.7	42.7	37.5	58.0	38.0	38.5	63.9	11.4	25.2	
SIEVE, NO. 60, PERCENT PASSING	SIEVE60	%			86.3	85.1	12.4	11.4	5.2	43.3	21.3	10.7	16.9	7.3	19.9	7.7	4.3	5.8	
Sieve-U.S. Std. No. 100 (0.15mm)	SIEVEUS100	%			63.5	69.6	3.2	6.5	0	23.1	15.2	6.2	11.5	0	18.5	5.0	3.6	1.5	
Sieve-U.S. Std. No. 200 (0.075mm)	SIEVEUS200	%			29.8	31.6	0	4.8	0	8.4	12.2	3.5	9.5	0	17.8	3.7	3.5	0	
Sieve-U.S. Std. No. 4 (4.75mm)	SIEVEUS4	%			97.9	97.4	64.0	74.1	63.9	69.1	85.2	75.8	79.8	61.9	79.6	100.0	64.6	57.8	
Sieve-US Std. 0.375-inch (9.5 mm)	SIEVE0.375IN	%			100.0	99.0	83.3	100.0	83.7	81.0	94.9	100.0	94.6	88.2	98.2	100.0	91.6	93.5	
Sieve-US Std. 0.75-inch (19 mm)	SIEVE0.75IN	%			100.0	100.0	100.0	100.0	100.0	100.0	100.0	100.0	100.0	100.0	100.0	100.0	100.0	100.0	
Sieve-US Std. 1.5-inch (37.5 mm)	SIEVE1.5IN	%			100.0	100.0	100.0	100.0	100.0	100.0	100.0	100.0	100.0	100.0	100.0	100.0	100.0	100.0	
SIEVE-US std. 1-inch (25 mm)	SIEVE1INCH	%			100.0	100.0	100.0	100.0	100.0	100.0	100.0	100.0	100.0	100.0	100.0	100.0	100.0	100.0	
SIEVE-US std. 2-inch (50 mm)	SIEVE2INCH	%			100.0	100.0	100.0	100.0	100.0	100.0	100.0	100.0	100.0	100.0	100.0	100.0	100.0	100.0	
SILT	445	%			29.8	31.6	0	4.8	0	8.4	12.2	3.5	9.5	0	17.8	3.7	3.5	0	
PCDD/F																			
1,2,3,4,6,7,8-HpCDD	35822-46-9	pg/g	480	500	9.79 JN	9.85 JN	62.2	14.8	166 J	80.6 J	43.2 J	43.3 J	36.4 J	78.3 J	41.1 J	40.7 J	12.7 J	199 J	
1,2,3,4,6,7,8-HpCDF	67562-39-4	pg/g	480	50	8.86 JN	5.01	36.8	6.07	80.8 J	48.4 J	18.6 J	27.3 J	13.4 JN	47 J	21.3 J	20 J	9.11 J	101 J	
1,2,3,4,7,8,9-HpCDF	55673-89-7	pg/g	480	50	< 3.75 U	< 0.116 U	< 0.719 U	0.418 JN	3.05 JN	2.07 J	< 0.165 U	< 0.311 U	< 1.08 U	< 0.565 U	< 0.353 U	< 0.291 U	< 0.262 U	4.79 JN	
1,2,3,4,7,8-HxCDD	39227-28-6	pg/g	48	1	< 3.59 U	< 0.183 U	< 1.11 U	0.633 JN	1.66 JN	< 0.669 U	0.647 JN	< 0.404 U	< 1.13 U	< 0.717 U	0.733 JN	< 0.333 U	0.751 J	2.56 J	
1,2,3,4,7,8-HxCDF	70648-26-9	pg/g	48	5	< 4.32 U	< 0.211 U	3.19 J	0.503 JN	3.52 J	2.69 JN	1.1 JN	2.13 JN	< 1.35 U	3.16 J	1.24 JN	1.58 J	0.943 J	4.76 JN	
1,2,3,6,7,8-HxCDD	57653-85-7	pg/g	48	50	< 3.81 U	< 0.2 U	3.11 J	0.757 J	8.73	4.7 J	1.97 JN	< 0.431 U	2.41 J	3.19 JN	2.16 J	1.74 JN	1.26 JN	7.06 JN	
1,2,3,6,7,8-HxCDF	57117-44-9	pg/g	48	5	< 4.93 UJ	< 0.2 U	1.58 J	< 0.284 U	2.06 JN	1.07 JN	< 0.5 U	1.01 JN	< 1.51 U	1.92 J	1.48 J	1.25 J	< 0.268 U	3.34 JN	
1,2,3,7,8,9-HxCDD	19408-74-3	pg/g	48	50	< 3.57 U	< 0.177 U	1.71 JN	< 0.468 U	4.03 J	2.21 JN	< 0.436 U	< 0.423 U	< 1.12 U	2.88 J	1.21 JN	1.59 J	0.686 JN	4.88	
1,2,3,7,8,9-HxCDF	72918-21-9	pg/g	48	5	< 6.25 UJ	< 0.294 U	< 1.01 U	< 0.364 U	< 0.6 U	< 0.69 U	< 0.577 U	< 0.444 U	< 1.65 U	< 1.01 U	< 0.3 U	< 0.454 U	< 0.326 U	< 0.718 U	
1,2,3,7,8-PeCDD	40321-76-4	pg/g	4.8	0.5	< 1.88 UJ	< 0.643 UJ	< 0.545 UJ	< 0.597 UJ	< 1.25 UJ	< 0.488 UJ	< 0.821 UJ	< 0.66 UJ	< 0.638 UJ	< 1.52 UJ	< 0.462 UJ	< 0.624 UJ	< 0.848 UJ	1.28 J	
1,2,3,7,8-PeCDF	57117-41-6	pg/g	160	10	< 1.32 U	< 0.345 U	< 0.537 U	< 0.649 U	< 0.914 U	< 0.559 U	< 0.719 U	< 0.384 U	< 0.806 U	< 0.866 U	< 0.616 U	< 0.582 U	< 0.344 U	< 0.652 U	
2,3,4,6,7,8-HxCDF	60851-34-5	pg/g	48	5	< 4.59 U	< 0.251 U	1.79 J	< 0.327 U	2.66 J	1.52 JN	0.641 JN	1.22 JN	< 1.56 U	2.19 J	2.51 J	1.72 J	0.689 JN	5.37	
2,3,4,7,8-PeCDF	57117-31-4	pg/g	16	1	< 1.57 U	< 0.346 U	2.41 JN	< 0.645 U	3.9 J	2.05 JN	< 0.686 U	< 0.389 U	< 0.721 U	2.79 J	< 0.617 U	2.26 JN	< 0.326 U	4.78 J	
2,3,7,8-TCDD	1746-01-6	pg/g	4.8	0.5	< 1.89 UJ	< 1.68 UJ	< 1.46 UJ	< 1.66 UJ	< 1.98 UJ	< 1.92 UJ	< 1.95 UJ	< 1.93 UJ	< 1.91 UJ	< 1.96 UJ	< 1.92 UJ	< 1.88 UJ	< 1.95 UJ	< 1.95 UJ	
2,3,7,8-TCDF	51207-31-9	pg/g	48	10	< 1.34 UJ	< 0.198 U	< 0.3 U	< 0.336 U	< 0.668 U	< 0.369 U	< 0.373 U	< 0.728 U	< 0.687 U	< 1.2 UJ	< 0.384 U	< 0.287 U	< 0.511 U	< 0.544 U	
OCDD	3268-87-9	pg/g	16000	5000	66.6 JNEB	69.7 EB	392 EB	106 EB	1250 JEB	584 JEB	339 JEB	294 JEB	328 JEB	509 JEB	250 JEB	274 JEB	125 JEB	1590 JEB	
OCDF	39001-02-0	pg/g	16000	5000	12.3 J	4.85 JN	39.2 J	8.3 J	184 J	61.8 J	22.8 JN	35.8 J	26.1 J	52.7 J	39.7 J	22.3 J	7.84 J	225 J	
Total HpCDD	RA_Total_HpCDD	pg/g			16.73	18.65	114.9	27.2	297	152.4	77.2	79.6	61.5	145.8	73.5	74.9	25.2	442	
Total HpCDF	RA_Total_HpCDF	pg/g			8.86	9.85	68.3	13.488	231.85	101.97	38.8	48.8	34.4	88.4	46.2	40.6	17.08	232.79	
Total HxCDD	RA_Total_HxCDD	pg/g	100		< 3.81 U	2.301 U	19.09	4.62	52.44	23.67	10.677	10.26 U	9.15	27.29	13.373	12.76	9.417	55.91	
Total HxCDF	RA_Total_HxCDF	pg/g			< 6.25 U	4.478 U	36.12	5.269	71.04	36.91	14.401	23.4	9.13 U	40.973	32.56	21.51	10.062	88.524	
Total PeCDD	RA_Total_PeCDD	pg/g			< 1.88 U	< 0.643 U	0.973 U	< 0.597 U	< 1.25 U	< 0.488 U	< 0.821 U	< 0.66 U	< 0.638 U	< 1.52 U	1.07 U	< 0.624 U	< 0.848 U	3.577	
Total PeCDF	RA_Total_PeCDF	pg/g			< 1.57 U	< 0.346 U	22.15	< 0.649 U	28.37	16.612	4.72 U	7.9 U	< 0.806 U	16.63	25.08 U	17.14	6.82 U	40.08	
Total TCDD	RA_Total_TCDD	pg/g			< 1.89 U	< 1.68 U	< 1.46 U	< 1.66 U	< 1.98 U	< 1.92 U	< 1.95 U	< 1.93 U	< 1.91 U	< 1.96 U	< 1.92 U	< 1.88 U	< 1.95 U	< 1.95 U	
Total TCDF	RA_Total_TCDF	pg/g			< 1.34 U	< 0.198 U	12.696 U	< 0.336 U	6.2 U	< 0.369 U	< 0.373 U	< 0.728 U	< 0.687 U	< 1.2 U	5.5 U	< 0.287 U	< 0.511 U	9.67 U	
Total PCDD/F TEQ (Bird)	RA-TEQ-B-DF	pg/g			0.10628	0.067405	3.74142	0.18063	6.4452	3.49588	0.49153	0.78528	0.22991	4.44137	0.98532	3.16173	0.399034	9.532	
Total PCDD/F TEQ (Fish)	RA-TEQ-F-DF	pg/g			0.10628	0.067405	2.38252	0.46548	4.8795	2.27198	0.78268	0.78528	0.22991	2.78717	1.20627	1.88863	0.675244	7.8548	
Total PCDD/F TEQ (Mammal)	RA-TEQ-M-DF	pg/g			0.21017	0.170965	2.98036	0.43647	6.3647	3.33844	1.16234	1.24094	0.84523	3.59251	1.64421	2.16189	0.690852	9.1034	
PCB Congeners																			
PCB-001	2051-60-7	ng/g	230	14	2.75 J	1.26 J	72.5 J	< 0.0286 UJ	13.4 J	1.25 J	0.859 J	2.69 J	1.43 J	14.7 J	0.292 J	18.5 J	0.486 J	4.28 J	
PCB-002	2051-61-8	ng/g	230	14	< 0.0456 U	< 0.0404 U	0.364	< 0.04 U	< 0.0478 U	< 0.0462 U	< 0.0469 U	< 0.0467 U	< 0.046 U	< 0.0473 U	< 0.0464 U	< 0.0454 U	< 0.047 U	< 0.0469 U	
PCB-003	2051-62-9	ng/g	230	14	2.63 J	< 0.0416 UJ	10.9 J	< 0.0412 UJ	3.85 J	0.852 J	0.281 J	0.817 J	0.485 J	3.83 J	< 0.0477 UJ	3.5 J	< 0.0484 UJ	1.06 J	
PCB-004/010	PCB-4/10	ng/g	230	14	2.15 J	2.19 J	137 J	1.15 J	24.3	3.38	3.96 J	5.8 J	6.97 J	37.8 J	2.6 J	81.8 J	2.3 J	9.49 J	
PCB-005/008	PCB-5/8	ng/g	230	14	5.48 J	2.25 J	78.4 J	0.96 J	25.7 J	3.31 J	2.73 J	5.5 J	5.19 J	19.3 J	0.884 J	56.4 J	1.68 J	6.59 J	
PCB-006	25569-80-6	ng/g	230	14	1.22 J	0.38 J	13.8 J	< 0.0387 UJ	4.64 J	1.17 J	1.05 J	1.24 J	1.2 J	2.94 J	0.595 J	15.3 J	0.708 J	1.57 J	
PCB-007/009	PCB-7/9	ng/g	230	14	< 0.0829 U	< 0.0735 U	2.05	< 0.0727 U	1.01 J	< 0.0839 UJ	< 0.0853 UJ	< 0.0848 UJ	< 0.0835 UJ	0.624 J	< 0.0843 UJ	3.52 J	< 0.0855 UJ	< 0.0853 UJ	
PCB-011	2050-67-1	ng/g	230	14	< 0.0432 UJ	< 0.0382 UJ	1.54	< 0.0378 U	0.734 J	< 0.0437 UJ	< 0.0444 UJ	< 0.0441 UJ	< 0.0435 UJ	0.644 J	< 0.0439 UJ	1.29 J	< 0.0445 UJ	0.42 J	
PCB-012/013	PCB-12/13	ng/g	230	14	0.62 J	< 0.0949 UJ	5.08	< 0.094 U	1.74 J	0.454 J	0.232 J	0.655 J	< 0.108 UJ	1.49 J	< 0.109 UJ	4.6 J	< 0.11 UJ	0.817 J	
PCB-014	34883-41-5	ng/g	230	14	< 0.0422 U	< 0.0374 U	< 0.0326 U	< 0.037 U	< 0.0442 U	< 0.0427 U	< 0.0434 U	< 0.0432 U	< 0.0425 U	< 0.0437 U	< 0.0429 U	< 0.042 U	< 0.0435 U	< 0.0434 U	
PCB-015	2050-68-2	ng/g	230	14	5.5 J	1.86 J	46.3 J	0.913 J	16.3 J	5.32 J	2.86 J	5.17 J	3.61 J	12.4 J	2.56 J	37.7 J	1.88 J	6.42 J	
PCB-016/032	PCB-16/32	ng/g	230	14	1.62 J	1.72 J	40.5 J	0.908 J	10.7 J	2.67 J	2.91 J	5.5 J	3.7 J	9.06 J	2.82 J	34.1 J	2.66 J	5.91 J	

Table 28
Phase 2 Reach Sediment Analytical Results
Phase 2 Data Evaluation Summary Memorandum
Lower Neponset River
Boston and Milton, Massachusetts

					Location	24A-0014	24A-0014	24A-0015	24A-0016	24A-0017	24A-0018	24A-0019	24A-0020	24A-0021	24A-0022	24A-0023	24A-0024	24A-0025	24A-0026
					Sample Name	24A-0014-AS	24A-0014-AD	24A-0015-AS	24A-0016-AS	24A-0017-AS	24A-0018-AS	24A-0019-AS	24A-0020-AS	24A-0021-AS	24A-0022-AS	24A-0023-AS	24A-0024-AS	24A-0025-AS	24A-0026-AS
					Sample Date	10/28/2024	10/28/2024	10/28/2024	10/28/2024	10/25/2024	10/25/2024	10/25/2024	10/25/2024	10/25/2024	10/25/2024	10/25/2024	10/25/2024	10/25/2024	10/25/2024
					Sample Type	N	FD	N	N	N	N	N	N	N	N	N	N	N	N
					Depth Interval	0 - 0.5 ft	0 - 0.5 ft	0 - 0.5 ft	0 - 0.5 ft	0 - 0.5 ft	0 - 0.5 ft	0 - 0.5 ft	0 - 0.5 ft	0 - 0.5 ft	0 - 0.5 ft	0 - 0.5 ft	0 - 0.5 ft	0 - 0.5 ft	0 - 0.5 ft
Analyte	Cas No.	Units	Human Health PAL	Ecological PAL															
PCB-017	37680-66-3	ng/g	230	14	0.987 J	0.991 J	28.7 J	0.765 J	9.12 J	1.68 J	1.8 J	3.28 J	3.09 J	7.1 J	1.59 J	28.3 J	1.69 J	3.99 J
PCB-018	37680-65-2	ng/g	230	14	0.484 JEB	0.813 JEB	10 JEB	0.292 JEB	5.05 JEB	1.88 JEB	1.68 JEB	2.59 JEB	1.52 JEB	3.95 JEB	1.63 JEB	22 JEB	2.11 JEB	2.98 JEB
PCB-019	38444-73-4	ng/g	230	14	0.633 J	0.729 J	21.5	0.435	4.19	1.21	1.09	2.05	1.4	6.78	1.35	12.8	0.956	3.29
PCB-020/021/033	PCB-20/21/33	ng/g	230	14	< 0.135 UJ	< 0.119 UJ	1.93 J	< 0.118 UJ	1.07 J	0.423 J	0.773 J	0.607 J	0.495 J	1.49 J	0.55 J	5.11 J	0.572 J	0.935 J
PCB-022	38444-85-8	ng/g	230	14	0.268 J	0.219 J	3 J	< 0.0392 UJ	1.69 J	0.798 J	0.851 J	0.647 J	0.622 J	1.65 J	0.336 J	6.47 J	0.718 J	1.22 J
PCB-023/034	PCB-23/34	ng/g	230	14	< 0.0788 U	< 0.0698 U	0.552	< 0.0691 U	< 0.0825 U	< 0.0797 U	< 0.081 U	< 0.0805 U	< 0.0793 U	< 0.0816 U	< 0.0801 U	0.445	< 0.0812 U	< 0.081 U
PCB-024/027	PCB-24/27	ng/g	230	14	0.476	0.464	12.1	0.313	2.51 J	0.648 J	0.5 J	1.4 J	0.784 J	3.27 J	1.03 J	7.91 J	0.7 J	1.94 J
PCB-025	55712-37-3	ng/g	230	14	0.584 J	0.503 J	9.18 J	< 0.0392 UJ	3.06 J	0.867 J	1.1 J	1.84 J	1.16 J	3 J	1.01 J	12.7 J	< 0.046 UJ	1.94 J
PCB-026	38444-81-4	ng/g	230	14	0.649 JEB	0.747 JEB	14.1 JEB	0.345 JEB	4.49 JEB	1.56 JEB	1.91 JEB	2.49 JEB	1.83 JEB	4.53 JEB	1.38 JEB	16.2 JEB	1.18 JEB	2.95 JEB
PCB-028	7012-37-5	ng/g	230	14	1.67 JEB	1.67 JEB	21.4 JEB	1.28 JEB	11.9 JEB	6.79 JEB	9.99 JEB	4.87 JEB	4.89 JEB	9.45 JEB	2.74 JEB	39.5 JEB	4.19 JEB	6.58 JEB
PCB-029	15862-07-4	ng/g	230	14	< 0.0553 U	< 0.049 U	< 0.0427 U	< 0.0485 U	< 0.0579 U	< 0.0559 U	< 0.0569 U	< 0.0565 U	< 0.0557 U	< 0.0573 U	< 0.0562 U	< 0.055 U	< 0.057 U	< 0.0569 U
PCB-030	35693-92-6	ng/g	230	14	< 0.0551 U	< 0.0488 U	< 0.0425 U	< 0.0483 U	< 0.0577 U	< 0.0557 U	< 0.0567 U	< 0.0563 U	< 0.0555 U	< 0.0571 U	< 0.056 U	< 0.0548 U	< 0.0568 U	< 0.0567 U
PCB-031	16606-02-3	ng/g	230	14	1.42 J	1.28 J	23 J	0.864 J	9.83 J	4.13 J	4.07 J	4.4 J	3.51 J	8.52 J	2.41 J	33.1 J	2.56 J	5.49 J
PCB-035	37680-69-6	ng/g	230	14	< 0.0517 U	< 0.0458 U	< 0.0399 U	< 0.0453 U	< 0.0542 U	< 0.0523 U	< 0.0532 U	< 0.0528 U	< 0.0521 U	< 0.0535 U	< 0.0526 U	< 0.0514 U	< 0.0533 U	< 0.0532 U
PCB-036	38444-87-0	ng/g	230	14	< 0.0409 U	< 0.0362 U	< 0.0316 U	< 0.0359 U	< 0.0429 U	< 0.0414 U	< 0.0421 U	< 0.0418 U	< 0.0412 U	< 0.0424 U	< 0.0416 U	< 0.0407 U	< 0.0421 U	< 0.0421 U
PCB-037	38444-90-5	ng/g	230	14	0.217 J	0.325 J	4.62 J	< 0.0422 UJ	2.74 J	3.13 J	1.92 J	1.13 J	1.2 J	2.04 J	< 0.0489 UJ	5.64 J	1 J	1.47 J
PCB-038	53555-66-1	ng/g	230	14	< 0.0614 U	< 0.0543 U	< 0.0474 U	< 0.0538 U	< 0.0643 U	< 0.0621 U	< 0.0631 U	< 0.0627 U	< 0.0618 U	< 0.0635 U	< 0.0624 U	< 0.061 U	< 0.0632 U	< 0.0631 U
PCB-039	38444-88-1	ng/g	230	14	< 0.0396 U	< 0.0351 U	< 0.0306 U	< 0.0347 U	< 0.0415 U	< 0.04 U	< 0.0407 U	< 0.0405 U	< 0.0399 U	< 0.041 U	< 0.0402 U	< 0.0393 U	< 0.0408 U	< 0.0407 U
PCB-040	38444-93-8	ng/g	230	14	< 0.0475 UJ	< 0.0421 UJ	1.04 J	< 0.0417 UJ	0.589 J	0.257 J	0.821 J	0.407 J	0.603 J	0.626 J	< 0.0483 UJ	1.39 J	< 0.049 UJ	0.623 J
PCB-041/064	PCB-41/64	ng/g	230	14	0.586 J	0.484 J	5.04 J	0.541 J	2.59 J	3.02 J	5.01 J	1.71 J	3.13 J	3.11 J	0.982 J	7.08 J	1.76 J	2.15 J
PCB-042	36559-22-5	ng/g	230	14	0.391 J	0.544 J	4.2 J	< 0.0875 UJ	1.67 J	1.35 J	2.88 J	1.45 J	2.09 J	2.03 J	0.652 J	5.39 J	1.17 J	1.84 J
PCB-043/049	PCB-43/49	ng/g	230	14	1.99 JEB	1.85 JEB	21 JEB	1.51 JEB	6.76 JEB	6.01 JEB	10.9 JEB	7.63 JEB	7.94 JEB	9.03 JEB	3.74 JEB	19.3 JEB	4.74 JEB	7.34 JEB
PCB-044	41464-39-5	ng/g	230	14	0.907 JEB	0.77 JEB	6.82 JEB	0.829 JEB	3.4 JEB	2.6 JEB	6.3 JEB	2.91 JEB	3.67 JEB	4.14 JEB	1.18 JEB	9.81 JEB	2.24 JEB	3.52 JEB
PCB-045	70362-45-7	ng/g	230	14	< 0.0407 UJ	< 0.0361 UJ	1.38 J	< 0.0357 UJ	0.737 J	0.301 J	0.83 J	0.496 J	0.55 J	0.866 J	0.394 J	2.13 J	0.422 J	0.668 J
PCB-046	41464-47-5	ng/g	230	14	< 0.0455 U	< 0.0403 U	0.913	< 0.0398 U	0.394 J	0.157 J	0.322 J	0.433 J	0.209 J	0.384 J	< 0.0462 UJ	0.999 J	< 0.0468 UJ	0.419 J
PCB-047/048/075	PCB-47/48/75	ng/g	230	14	1.92 J	1.62 J	21.4 J	1.4 J	6.77 J	5.72 J	8.49 J	6.67 J	5.72 J	8.39 J	2.24 J	15.7 J	4.57 J	6.47 J
PCB-050	62796-65-0	ng/g	230	14	< 0.0542 U	< 0.048 U	0.321	< 0.0475 U	< 0.0567 U	< 0.0548 U	< 0.0557 U	< 0.0554 U	< 0.0545 U	< 0.0561 U	< 0.0551 U	0.214	< 0.0558 U	< 0.0557 U
PCB-051	68194-04-7	ng/g	230	14	0.286 J	0.307 J	4.46 J	< 0.04 UJ	1.07 J	0.417 J	0.993 J	1.18 J	0.755 J	1.47 J	0.388 J	2.56 J	0.557 J	1.09 J
PCB-052/073	PCB-52/73	ng/g	230	14	1.74 JEB	1.76 JEB	16.2 JEB	1.33 JEB	6.09 JEB	5.44 JEB	9.89 JEB	6.77 JEB	6.62 JEB	7.64 JEB	2.92 JEB	16.2 JEB	4.56 JEB	6.43 JEB
PCB-053	41464-41-9	ng/g	230	14	0.471 J	0.501 J	6.66 J	< 0.0359 UJ	1.58 J	0.947 J	1.86 J	1.64 J	1.19 J	2.52 J	0.855 J	5.36 J	1.03 J	1.99 J
PCB-054	15968-05-5	ng/g	230	14	< 0.0455 U	< 0.0403 U	0.586	< 0.0398 U	< 0.0476 UJ	< 0.046 UJ	< 0.0467 UJ	< 0.0465 UJ	< 0.0458 UJ	0.243 J	< 0.0462 UJ	0.261 J	< 0.0468 UJ	< 0.0468 UJ
PCB-055	74338-24-2	ng/g	230	14	< 0.0754 U	< 0.0668 U	< 0.0582 U	< 0.0661 U	< 0.079 U	< 0.0762 U	0.287	< 0.077 U	< 0.0759 U	< 0.078 U	< 0.0766 U	< 0.0749 U	< 0.0777 U	< 0.0775 U
PCB-056/060	PCB-56/60	ng/g	230	14	0.406 J	0.326 J	3.46 J	0.599 J	2.68 J	4.76 J	10.6 J	1.48 J	3.9 J	2.66 J	0.563 J	4.55 J	2.6 J	2.54 J
PCB-057	70424-67-8	ng/g	230	14	< 0.0401 U	< 0.0356 U	0.346	< 0.0352 U	< 0.0421 U	< 0.0406 U	< 0.0413 U	< 0.041 U	< 0.0404 U	< 0.0416 U	< 0.0408 U	0.251	< 0.0414 U	< 0.0413 U
PCB-058	41464-49-7	ng/g	230	14	< 0.0508 U	< 0.045 U	< 0.0392 U	< 0.0445 U	< 0.0532 U	< 0.0513 U	< 0.0522 U	< 0.0519 U	< 0.0511 U	< 0.0525 U	< 0.0516 U	< 0.0505 U	< 0.0523 U	< 0.0522 U
PCB-059	74472-33-6	ng/g	230	14	< 0.0689 UJ	< 0.0611 UJ	0.609 J	< 0.0604 UJ	0.466 J	0.209 J	0.617 J	< 0.0705 UJ	0.425 J	0.329 J	0.469 J	0.691 J	0.242 J	0.338 J
PCB-061/074	PCB-61/74	ng/g	230	14	0.421 J	0.44 J	4.67 J	0.576 J	3.17 J	3.65 J	9.78 J	1.73 J	3.54 J	2.98 J	0.62 J	5.38 J	1.93 J	2.42 J
PCB-062	54230-22-7	ng/g	230	14	< 0.0458 U	< 0.0406 U	< 0.0354 U	< 0.0402 U	< 0.048 U	< 0.0464 U	< 0.0471 U	< 0.0468 U	< 0.0461 U	< 0.0474 U	< 0.0466 U	< 0.0456 U	< 0.0472 U	< 0.0471 U
PCB-063	74472-34-7	ng/g	230	14	< 0.0369 UJ	< 0.0327 UJ	1.14 J	< 0.0324 UJ	0.547 J	0.455 J	0.925 J	0.371 J	0.495 J	0.797 J	< 0.0375 UJ	0.91 J	0.451 J	0.354 J
PCB-065	33284-54-7	ng/g	230	14	< 0.064 U	< 0.0567 U	< 0.0494 U	< 0.0561 U	< 0.0671 U	< 0.0647 U	< 0.0658 U	< 0.0654 U	< 0.0645 U	< 0.0663 U	< 0.0651 U	< 0.0636 U	< 0.0659 U	< 0.0658 U
PCB-066/080	PCB-66/80	ng/g	230	14	0.834 JEB	0.853 JEB	7.96 JEB	1.26 JEB	5.69 JEB	10.7 JEB	15.9 JEB	3.87 JEB	9.19 JEB	5.37 JEB	1.24 JEB	9.13 JEB	5.71 JEB	4.76 JEB
PCB-067	73575-53-8	ng/g	230	14	< 0.0581 UJ	< 0.0515 UJ	0.389 J	< 0.051 UJ	< 0.0609 U	0.233	0.749	< 0.0594 U	0.281	< 0.0602 U	< 0.0591 U	0.41	< 0.0599 U	< 0.0598 U
PCB-068	73575-52-7	ng/g	230	14	< 0.0678 U	< 0.06 U	0.519	< 0.0594 U	< 0.071 UJ	< 0.0686 UJ	< 0.0697 UJ	< 0.0693 UJ	< 0.0683 UJ	0.231 J	< 0.0689 UJ	0.566 J	< 0.0699 UJ	< 0.0697 UJ
PCB-069	60233-24-1	ng/g	230	14	< 0.0508 UJ	< 0.045 UJ	< 0.0392 U	< 0.0445 U	< 0.0532 U	< 0.0513 U	< 0.0522 U	< 0.0519 U	< 0.0511 U	< 0.0525 U	< 0.0516 U	< 0.0505 U	< 0.0523 U	< 0.0522 U
PCB-070	32598-11-1	ng/g	230	14	0.951 J	0.591 J	6.26 J	1.12 J	5.17 J	8.56 J	15.4 J	3.24 J	8.3 J	4.54 J	1.18 J	8.03 J	5.09 J	4.21 J
PCB-071	41464-46-4	ng/g	230	14	0.596 J	0.636 J	5.94 J	0.41 J	2.16 J	1.13 J	3.31 J	1.87 J	2.34 J	2.49 J	0.825 J	5.19 J	1.35 J	2.15 J
PCB-072	41464-42-0	ng/g	230	14	< 0.0525 U	< 0.0465 U	0.581	< 0.046 U	< 0.055 UJ	0.179 J	< 0.0539 UJ	0.279 J	< 0.0528 UJ	0.271 J	< 0.0533 UJ	0.307 J	< 0.054 UJ	< 0.054 UJ
PCB-076	70362-48-0	ng/g	230	14	< 0.075 U	< 0.0664 U	< 0.0579 U	< 0.0657 U	< 0.0786 U	< 0.0759 U	< 0.0771 U	< 0.0767 U	< 0.0755 U	< 0.0776 U	< 0.0762 U	< 0.0745 U	< 0.0773 U	< 0.0771 U
PCB-077	32598-13-3	ng/g	38	14	< 0.0377 UJ	< 0.0334 UJ	1.28 J	0.255 J	1.11 J	1.81 J	2.46 J	0.732 J	0.994 J	0.743 J	< 0.0383 UJ	1.46 J	0.952 J	0.926 J
PCB-078	70362-49-1	ng/g	230	14	< 0.078 U	< 0.0691 U	< 0.0602 U	< 0.0684 U	< 0.0817 U	< 0.0789 U	< 0.0802 U	< 0.0798 U	< 0.0786 U	< 0.0808 U	< 0.0793 U	< 0.0776 U	< 0.0804 U	< 0.0803 U
PCB-079	41464-48-6	ng/g	230	14	< 0.0437 U	< 0.0387 U	< 0.0338 U	< 0.0383 U	< 0.0458 U	< 0.0442 U	< 0.045 U	< 0.0447 U	< 0.044 U	< 0.0453 U	< 0.0445 U	< 0.0435 U	< 0.0451 U	< 0.045 U
PCB-081	70362-50-4	ng/g	12	14	< 0.0693 U	< 0.0614 U	< 0.0535 U	< 0.0608 U	< 0.0726 U	< 0.0701 U	< 0.0713 U	< 0.0708 U	< 0.0698 U	< 0.0718 U	< 0.0705 U	< 0.0689 U	< 0.0714 U	< 0.0713 U
PCB-082	52663-62-4	ng/g	230	14	< 0.0737 UJ	< 0.0652 UJ	0.644 J	< 0.0646 UJ	0.706	0.723	1.23	0.568	1.07	0.491	< 0.0749 U	0.649	0.738	0.641
PCB-083/109	PCB-83/109	ng/g	230	14	< 0.169 U	< 0.15 U	0.526	< 0.148 U	0.436 J	0.316 J	0.514 J	0.359 J	0.472 J	0.313 J	< 0.172 UJ	0.544 J	0.41 J	< 0.174 UJ
PCB-084	52663-60-2	ng/g	230	14	< 0.0665 UJ	< 0.0589 UJ	1.58 J	< 0.0583 UJ	1.23 J	0.814 J	1.37 J	1.43 J	1.71 J	1.26 J	0.502 J	1.44 J	1.12 J	1.04 J
PCB-085/120	PCB-85/120	ng/g	230	14	< 0.109 UJ	< 0.0963 UJ	1.42 J	< 0.0953 UJ	2.19	1.99	2.76	1.27	2.47	1.44	< 0.111 U	1.62	1.57	1.38
PCB-086/097	PCB-86/97	ng/g	230	14	< 0.125 UJ	< 0.111 UJ	1.5 J	< 0.11 UJ	1.75 J	1.59 J	2.79 J	1.58 J	2.07 J	1.28 J	< 0.127 UJ	1.77 J	1.59 J	1.65 J
PCB-087/115/116	PCB-87/115/116	ng/g	230	14	< 0.307 UJ	< 0.272 UJ	2.79 J	< 0.269 UJ	3.11	2.63	4.34	2.89	3.33	2.34	< 0.312 U	2.57	2.41	2.22
PCB-088/121	PCB-88/121	ng/g	230	14	< 0.151 U	< 0.134 U	< 0.117 U	< 0.132 U	< 0.158 U	< 0.153 U	< 0.155 U	< 0.154 U	< 0.152 U	< 0.156 U	< 0.154 U	< 0.15 U	< 0.156 U	< 0.155 U
PCB-089/090/101	PCB-89/90/101	ng/g	230	14	0.968 J	0.69 J	5.33 J	1.31 J	4.87 J	4.63 J	6.77 J	4.9 J	5.64 J	4.24 J	1.35 J	4.61 J	4.58 J	4.23 J
PCB-091	68194-05-8	ng/g	230	14	< 0.0661 UJ	0.316 J	2.2 J	< 0.0579 UJ	1.49	1.18	1.53	1.27	1.79	1.44	0.43	1.73	1.41	1.3
PCB-092	52663-61-3	ng/g	230	14	< 0.0276 UJ	< 0.0245 UJ	1.95 J	0.339 J	1.18 J	1.02 J	1.11 J	1.15 J	1.33 J	1.28 J	0.438 J	1.21 J	0.964 J	0.948 J
PCB-093/095	PCB-93/95	ng/g	230	14	0.631 J	0.612 J	4.24 J	0.809 J	3.19 J	2.76 J	3.24 J	4.08 J	4.71 J	3.39 J	1.3 J	4.13 J	3.08 J	3.15 J
PCB-094	73575-55-0	ng/g	230	14	< 0.0451 U	< 0.0399 U	0.351	< 0.0395 U	< 0.0472 U	< 0.0456 U	< 0.0464 U	< 0.0461 U	< 0.0454 U	< 0.0467 U	< 0.0458 U	< 0.0448 U	< 0.0464 U	< 0.0464 U
PCB-096	73575-54-9	ng/g	230	14	< 0.058 U	< 0.0513 U	< 0.0447 U	< 0.0508 U	< 0.0607 U	< 0.0586 U	< 0.0596 U	< 0.0592 U	< 0.0583 U	< 0.06 U	< 0.0589 U	< 0.0576 U	< 0.0597 U	< 0.0596 U
PCB-098/102	PCB-98/102	ng/g	230	14	< 0.0951 U	< 0.0842 U	0.751	< 0.0833 U	0.392 J	0.323 J	0.522 J	< 0.0972 UJ	0.517 J	0.398 J	< 0.0966 UJ	0.632 J	0.577 J	0.396 J
PCB-099	38380-01-7	ng/g	230	14	0.616 J	0.488 J	3.53 J	0.807 J	3.81 J	3.5 J	4.61 J	3.04 J	4.21 J	2.54 J	0.712 J	3.32 J	3.08 J	2.67 J
PCB-100	39485-83-1	ng/g	230	14	< 0.0553 U	< 0.049 U	< 0.0427 U	< 0.0485 U	< 0.0579 U	< 0.0559 U	< 0.0569 U	< 0.0565 U	< 0.0557 U	< 0.0573 U	< 0.0562 U	< 0.055 U	< 0.057 U	< 0.0569 U
PCB-103	60145-21-3	ng/g	230	14	< 0.0559 UJ	< 0.0495 UJ	< 0.0431 U	< 0.049 U	< 0.0585 U	< 0.0565 U	< 0.0575 U	< 0.0571 U	< 0.0563 U	< 0.0578 U	< 0.0568 U	< 0.0555 U	< 0.0576 U	< 0.0575 U
PCB-104	56558-16-8	ng/g	230	14	< 0.0428 UJ	< 0.0379 UJ	< 0.033 U	< 0.0375 U	< 0.0448 U	< 0.0433 U	< 0.044 U	< 0.0437 U	< 0.0431 U	< 0.0443 U	< 0.0435 U	< 0.0425 U	< 0.0441 U	< 0.044 U

Table 28
Phase 2 Reach Sediment Analytical Results
Phase 2 Data Evaluation Summary Memorandum
Lower Neponset River
Boston and Milton, Massachusetts

					Location	24A-0014	24A-0014	24A-0015	24A-0016	24A-0017	24A-0018	24A-0019	24A-0020	24A-0021	24A-0022	24A-0023	24A-0024	24A-0025	24A-0026
					Sample Name	24A-0014-AS	24A-0014-AD	24A-0015-AS	24A-0016-AS	24A-0017-AS	24A-0018-AS	24A-0019-AS	24A-0020-AS	24A-0021-AS	24A-0022-AS	24A-0023-AS	24A-0024-AS	24A-0025-AS	24A-0026-AS
					Sample Date	10/28/2024	10/28/2024	10/28/2024	10/28/2024	10/25/2024	10/25/2024	10/25/2024	10/25/2024	10/25/2024	10/25/2024	10/25/2024	10/25/2024	10/25/2024	10/25/2024
					Sample Type	N	FD	N	N	N	N	N	N	N	N	N	N	N	N
					Depth Interval	0 - 0.5 ft	0 - 0.5 ft	0 - 0.5 ft	0 - 0.5 ft	0 - 0.5 ft	0 - 0.5 ft	0 - 0.5 ft	0 - 0.5 ft	0 - 0.5 ft	0 - 0.5 ft	0 - 0.5 ft	0 - 0.5 ft	0 - 0.5 ft	0 - 0.5 ft
Analyte	Cas No.	Units	Human Health PAL	Ecological PAL															
PCB-105/127	PCB-105/127	ng/g	120	14	< 0.0672 UJ	< 0.0595 UJ	1.82 J	0.465 J	2.9 J	3.51 J	5.82 J	1.89 J	2.14 J	1.72 J	< 0.0683 UJ	2.07 J	2.44 J	2.12 J
PCB-106/118	PCB-106/118	ng/g	120	14	0.884 J	0.654 J	5.18 J	1.27 J	6.18 J	6.16 J	9.61 J	5.16 J	5.31 J	4.08 J	1.03 J	4.71 J	5.12 J	4.52 J
PCB-107/108	PCB-107/108	ng/g	230	14	< 0.121 UJ	< 0.107 UJ	0.569 J	< 0.106 UJ	0.682 J	0.526 J	0.901 J	0.448 J	0.62 J	0.395 J	< 0.123 UJ	0.484 J	0.558 J	0.464 J
PCB-110	38380-03-9	ng/g	230	14	1.33 JEB	1.04 JEB	8.38 JEB	2.59 JEB	7.97 JEB	7.04 JEB	7.62 JEB	7.29 JEB	9.95 JEB	6.44 JEB	2.07 JEB	7.17 JEB	6.65 JEB	6.23 JEB
PCB-111/117	PCB-111/117	ng/g	230	14	< 0.273 U	< 0.242 U	< 0.211 U	< 0.239 U	< 0.286 U	< 0.276 U	< 0.28 U	< 0.279 U	< 0.275 U	< 0.282 U	< 0.277 U	< 0.271 U	< 0.281 U	< 0.281 U
PCB-112	74472-36-9	ng/g	230	14	< 0.0551 U	< 0.0488 U	< 0.0425 U	< 0.0483 U	< 0.0577 U	< 0.0557 U	< 0.0567 U	< 0.0563 U	< 0.0555 U	< 0.0571 U	< 0.056 U	< 0.0548 U	< 0.0568 U	< 0.0567 U
PCB-113	68194-10-5	ng/g	230	14	< 0.0456 U	< 0.0404 U	< 0.0352 U	< 0.04 U	< 0.0478 U	< 0.0462 U	< 0.0469 U	< 0.0467 U	< 0.046 U	< 0.0473 U	< 0.0464 U	< 0.0454 U	< 0.047 U	< 0.0469 U
PCB-114	74472-37-0	ng/g	120	14	< 0.071 U	< 0.0629 U	< 0.0548 U	< 0.0623 U	< 0.0744 U	0.227	0.536	< 0.0726 U	< 0.0715 U	< 0.0735 U	< 0.0722 U	< 0.0706 U	< 0.0732 U	< 0.073 U
PCB-119	56558-17-9	ng/g	230	14	< 0.0547 UJ	< 0.0485 UJ	0.579	< 0.048 U	0.431 J	0.363 J	0.336 J	0.4 J	0.326 J	0.404 J	< 0.0556 UJ	0.413 J	< 0.0564 UJ	< 0.0563 UJ
PCB-122	76842-07-4	ng/g	230	14	< 0.0784 UJ	< 0.0694 UJ	< 0.0605 U	< 0.0687 U	< 0.0821 U	< 0.0793 U	0.351	< 0.0801 U	< 0.0789 U	< 0.0812 U	< 0.0797 U	< 0.0779 U	< 0.0808 U	< 0.0806 U
PCB-123	65510-44-3	ng/g	120	14	< 0.0608 UJ	< 0.0538 UJ	< 0.0469 U	< 0.0533 U	< 0.0637 U	0.263 J+	0.404 J+	< 0.0621 U	0.299 J+	< 0.0629 U	< 0.0618 U	< 0.0604 U	< 0.0626 U	< 0.0625 U
PCB-124	70424-70-3	ng/g	230	14	< 0.0341 UJ	< 0.0302 UJ	< 0.0263 U	< 0.0299 U	< 0.0357 U	0.292	0.404	< 0.0348 U	< 0.0343 U	< 0.0353 U	< 0.0347 U	< 0.0339 U	< 0.0351 U	< 0.0351 U
PCB-125	74472-39-2	ng/g	230	14	< 0.0417 UJ	< 0.0369 UJ	< 0.0322 U	< 0.0365 U	< 0.0436 U	< 0.0421 U	< 0.0428 U	< 0.0426 U	< 0.042 U	< 0.0431 U	< 0.0424 U	< 0.0414 U	< 0.0429 U	< 0.0429 U
PCB-126	57465-28-8	ng/g	0.036	14	< 0.0489 UJ	< 0.0433 UJ	< 0.0377 U	< 0.0428 U	< 0.0512 U	< 0.0494 U	< 0.0502 U	< 0.0499 U	< 0.0492 U	< 0.0506 U	< 0.0497 U	< 0.0486 U	< 0.0503 U	< 0.0503 U
PCB-128	38380-07-3	ng/g	230	14	0.182 J	< 0.0597 UJ	1.08 J	< 0.0591 UJ	1.15 J	0.96 J	0.812 J	0.99 J	0.759 J	0.821 J	< 0.0685 UJ	0.72 J	0.522 J	1.01 J
PCB-129	55215-18-4	ng/g	230	14	< 0.0932 U	< 0.0825 U	< 0.0719 U	< 0.0817 U	0.285	0.219	0.24	0.362	< 0.0938 U	< 0.0965 U	< 0.0947 U	< 0.0926 U	< 0.096 U	< 0.0958 U
PCB-130	52663-66-8	ng/g	230	14	< 0.092 UJ	< 0.0815 UJ	0.447	< 0.0807 U	0.406	0.29	0.399	0.461	0.295	0.299	< 0.0936 U	0.204	< 0.0948 U	0.385
PCB-131/142	PCB-131/142	ng/g	230	14	< 0.0206 UJ	< 0.0183 UJ	< 0.0159 U	< 0.0181 U	< 0.0216 U	< 0.0209 U	< 0.0212 U	< 0.0211 U	< 0.0208 U	< 0.0214 U	< 0.021 U	< 0.0205 U	< 0.0213 U	< 0.0212 U
PCB-132/168	PCB-132/168	ng/g	230	14	0.334 J	0.233 J	1.65 J	0.42 J	1.58 J	1.26 J	1.05 J	1.55 J	1.04 J	1.25 J	0.564 J	1.05 J	0.968 J	1.3 J
PCB-133	35694-04-3	ng/g	230	14	< 0.0987 U	< 0.0874 U	0.193	< 0.0865 U	< 0.103 U	< 0.0998 U	< 0.101 U	< 0.101 U	< 0.0993 U	< 0.102 U	< 0.1 U	< 0.0981 U	< 0.102 U	< 0.101 U
PCB-134	52704-70-8	ng/g	230	14	< 0.131 U	< 0.116 U	0.283	< 0.115 U	0.249	0.231	0.177 J	0.25	0.203	0.296	< 0.133 U	< 0.13 U	< 0.135 U	< 0.135 U
PCB-135/144	PCB-135/144	ng/g	230	14	< 0.109 UJ	< 0.097 UJ	0.798 J	< 0.0959 UJ	0.647	0.507	0.526	0.62	0.513	0.558	0.237	0.424	0.514	0.644
PCB-136	38411-22-2	ng/g	230	14	< 0.0767 U	< 0.0679 U	0.533	0.172	0.501	0.342	0.313	0.466	0.398	0.442	0.215	0.335	0.396	0.423
PCB-137	35694-06-5	ng/g	230	14	< 0.125 U	< 0.111 U	0.391	< 0.11 U	0.423	0.341	0.292	0.418	0.225	0.296	< 0.127 U	0.239	< 0.129 U	0.433
PCB-138/163/164	PCB-138/163/164	ng/g	230	14	0.889 J	0.789 J	6.05 J	1.49 J	5.65 J	4.71 J	4.35 J	5.39 J	3.66 J	4.19 J	1.44 J	3.6 J	3.18 J	4.7 J
PCB-139/149	PCB-139/149	ng/g	230	14	0.465 J	0.457 J	3.33 J	0.982 J	3.16 J	2.4 J	2.01 J	2.74 J	2.22 J	2.56 J	0.857 J	2.22 J	1.84 J	2.57 J
PCB-140	59291-64-4	ng/g	230	14	< 0.0606 U	< 0.0537 U	< 0.0468 U	< 0.0531 U	< 0.0635 U	< 0.0613 U	< 0.0623 U	< 0.0619 U	< 0.061 U	< 0.0627 U	< 0.0616 U	< 0.0602 U	< 0.0624 U	< 0.0623 U
PCB-141	52712-04-6	ng/g	230	14	< 0.114 UJ	< 0.101 UJ	0.687 J	< 0.0998 UJ	0.816 J	0.569 J	0.713 J	0.786 J	0.523 J	0.659 J	< 0.116 UJ	0.448 J	0.426 J	0.567 J
PCB-143	68194-15-0	ng/g	230	14	< 0.061 U	< 0.054 U	< 0.0471 U	< 0.0535 U	< 0.0639 U	< 0.0617 U	< 0.0627 U	< 0.0623 U	< 0.0614 U	< 0.0631 U	< 0.062 U	< 0.0606 U	< 0.0628 U	< 0.0627 U
PCB-145	74472-40-5	ng/g	230	14	< 0.0761 U	< 0.0674 U	< 0.0588 U	< 0.0667 U	< 0.0798 U	< 0.077 U	< 0.0783 U	< 0.0778 U	< 0.0767 U	< 0.0788 U	< 0.0774 U	< 0.0757 U	< 0.0784 U	< 0.0783 U
PCB-146	51908-16-8	ng/g	230	14	< 0.0544 UJ	< 0.0481 UJ	0.646 J	< 0.0476 UJ	0.512 J	0.47 J	0.413 J	0.503 J	0.39 J	0.583 J	< 0.0553 UJ	0.357 J	0.282 J	0.487 J
PCB-147	68194-13-8	ng/g	230	14	< 0.0737 U	< 0.0652 U	0.462	< 0.0646 U	0.347	0.268	0.184 J	0.264	0.143 J	0.32	< 0.0749 U	0.193	0.171 J	0.241
PCB-148	74472-41-6	ng/g	230	14	< 0.0657 U	< 0.0582 U	< 0.0507 U	< 0.0576 U	< 0.0688 U	< 0.0665 U	< 0.0676 U	< 0.0672 U	< 0.0662 U	< 0.068 U	< 0.0668 U	< 0.0653 U	< 0.0677 U	< 0.0676 U
PCB-150	68194-08-1	ng/g	230	14	< 0.0754 U	< 0.0668 U	< 0.0582 U	< 0.0661 U	< 0.079 U	< 0.0762 U	< 0.0775 U	< 0.077 U	< 0.0759 U	< 0.078 U	< 0.0766 U	< 0.0749 U	< 0.0777 U	< 0.0775 U
PCB-151	52663-63-5	ng/g	230	14	< 0.0583 UJ	< 0.0517 UJ	0.841 J	< 0.0511 UJ	0.775 J	0.595 J	0.559 J	0.702 J	0.566 J	0.649 J	0.245 J	0.58 J	0.53 J	0.638 J
PCB-152	68194-09-2	ng/g	230	14	< 0.0833 U	< 0.0738 U	< 0.0643 U	< 0.073 U	< 0.0873 U	< 0.0843 U	< 0.0857 U	< 0.0852 U	< 0.0839 U	< 0.0863 U	< 0.0847 U	< 0.0828 U	< 0.0858 U	< 0.0857 U
PCB-153	35065-27-1	ng/g	230	14	0.588 J	0.466 J	3.77 J	0.824 J	3.59 J	2.8 J	2.76 J	3.05 J	2.11 J	2.98 J	0.858 J	2.12 J	1.87 J	2.84 J
PCB-154	60145-22-4	ng/g	230	14	< 0.0481 UJ	< 0.0426 UJ	0.209	< 0.0422 U	< 0.0504 U	0.113 J	< 0.0495 U	< 0.0492 U	< 0.0484 U	< 0.0498 U	< 0.0489 U	< 0.0478 U	< 0.0496 U	< 0.0495 U
PCB-155	33979-03-2	ng/g	230	14	< 0.0405 U	< 0.0359 U	< 0.0313 U	< 0.0355 U	< 0.0425 U	< 0.041 U	< 0.0417 U	< 0.0414 U	< 0.0408 U	< 0.042 U	< 0.0412 U	< 0.0403 U	< 0.0418 U	< 0.0417 U
PCB-156	38380-08-4	ng/g	120	14	< 0.0587 UJ	< 0.052 UJ	0.766 J	< 0.0515 UJ	0.596	0.524	0.541	0.482	0.354	0.552	< 0.0597 U	0.406	0.259	0.442
PCB-157	69782-90-7	ng/g	120	14	< 0.0562 U	< 0.0498 U	0.359 J+	< 0.0493 U	< 0.0589 U	< 0.0569 U	0.189 J+	< 0.0575 U	< 0.0566 U	< 0.0582 U	< 0.0572 U	< 0.0559 U	< 0.0579 U	< 0.0579 U
PCB-158/160	PCB-158/160	ng/g	230	14	< 0.119 U	< 0.105 U	0.574	< 0.104 U	0.592 J	0.431 J	0.441 J	0.534 J	0.364 J	0.52 J	< 0.121 UJ	0.292 J	0.366 J	0.563 J
PCB-159	39635-35-3	ng/g	230	14	< 0.0669 UJ	< 0.0592 UJ	< 0.0516 U	< 0.0586 U	< 0.07 U	< 0.0676 U	< 0.0687 U	< 0.0683 U	< 0.0673 U	< 0.0692 U	< 0.068 U	< 0.0665 U	< 0.0689 U	< 0.0688 U
PCB-161	74472-43-8	ng/g	230	14	< 0.0631 U	< 0.0559 U	< 0.0487 U	< 0.0553 U	< 0.0661 U	< 0.0638 U	< 0.0649 U	< 0.0645 U	< 0.0635 U	< 0.0653 U	< 0.0641 U	< 0.0627 U	< 0.065 U	< 0.0649 U
PCB-162	39635-34-2	ng/g	230	14	< 0.0646 U	< 0.0572 U	< 0.0499 U	< 0.0566 U	< 0.0677 U	< 0.0653 U	< 0.0664 U	< 0.066 U	< 0.065 U	< 0.0669 U	< 0.0656 U	< 0.0642 U	< 0.0665 U	< 0.0664 U
PCB-165	74472-46-1	ng/g	230	14	< 0.0903 U	< 0.08 U	< 0.0697 U	< 0.0792 U	< 0.0946 U	< 0.0914 U	< 0.0929 U	< 0.0923 U	< 0.091 U	< 0.0935 U	< 0.0918 U	< 0.0898 U	< 0.0931 U	< 0.0929 U
PCB-166	41411-63-6	ng/g	230	14	< 0.0809 U	< 0.0716 U	< 0.0624 U	< 0.0709 U	< 0.0847 U	< 0.0818 U	< 0.0832 U	< 0.0827 U	< 0.0814 U	< 0.0837 U	< 0.0822 U	< 0.0804 U	< 0.0833 U	< 0.0832 U
PCB-167	52663-72-6	ng/g	120	14	< 0.0553 UJ	< 0.049 UJ	0.377 J+	< 0.0485 U	0.353 J+	0.152 J+	0.19 J+	0.324 J+	0.183 J+	0.29 J+	< 0.0562 U	< 0.055 U	< 0.057 U	< 0.0569 U
PCB-169	32774-16-6	ng/g	0.12	14	< 0.0489 U	< 0.0433 U	< 0.0377 U	< 0.0428 U	< 0.0512 U	< 0.0494 U	< 0.0502 U	< 0.0499 U	< 0.0492 U	< 0.0506 U	< 0.0497 U	< 0.0486 U	< 0.0503 U	< 0.0503 U
PCB-170/190	PCB-170/190	ng/g	230	14	< 0.284 UJ	< 0.252 UJ	1.98 J	0.304 J	1.22	1.34	1.24	0.888	0.63	1.47	< 0.289 U	0.825	0.626	1.18
PCB-171	52663-71-5	ng/g	230	14	< 0.0634 UJ	< 0.0562 UJ	0.472	< 0.0556 U	0.346 J	0.365 J	0.32 J	0.325 J	< 0.0639 UJ	0.37 J	< 0.0645 UJ	0.179 J	< 0.0654 UJ	0.384 J
PCB-172/192	PCB-172/192	ng/g	230	14	< 0.14 UJ	< 0.124 UJ	< 0.108 U	< 0.123 U	< 0.147 U	< 0.142 U	< 0.144 U	< 0.143 U	< 0.141 U	< 0.145 U	< 0.142 U	< 0.139 U	< 0.144 U	< 0.144 U
PCB-173	68194-16-1	ng/g	230	14	< 0.0854 U	< 0.0756 U	< 0.0659 U	< 0.0749 U	< 0.0895 U	< 0.0864 U	< 0.0878 U	< 0.0873 U	< 0.086 U	< 0.0884 U	< 0.0868 U	< 0.0849 U	< 0.088 U	< 0.0879 U
PCB-174	38411-25-5	ng/g	230	14	< 0.1 UJ	< 0.0887 UJ	1.17 J	< 0.0878 UJ	1.13 J	0.894 J	0.959 J	0.596 J	0.513 J	0.93 J	0.28 J	0.64 J	0.462 J	0.789 J
PCB-175	40186-70-7	ng/g	230	14	< 0.061 U	< 0.054 U	< 0.0471 U	< 0.0535 U	< 0.0639 U	< 0.0617 U	< 0.0627 U	< 0.0623 U	< 0.0614 U	< 0.0631 U	< 0.062 U	< 0.0606 U	< 0.0628 U	< 0.0627 U
PCB-176	52663-65-7	ng/g	230	14	< 0.0657 U	< 0.0582 U	0.132 J	< 0.0576 U	< 0.0688 U	0.0728 J	0.0972 J	< 0.0672 U	< 0.0662 U	0.106 J	< 0.0668 U	< 0.0653 U	< 0.0677 U	< 0.0676 U
PCB-177	52663-70-4	ng/g	230	14	< 0.0852 UJ	< 0.0755 UJ	0.879 J	< 0.0747 UJ	0.696 J	0.589 J	0.535 J	0.347 J	0.311 J	0.604 J	< 0.0866 UJ	0.356 J	0.355 J	0.704 J
PCB-178	52663-67-9	ng/g	230	14	< 0.0803 U	< 0.0711 U	0.34	< 0.0704 U	0.283 J	0.228 J	0.212 J	< 0.0821 UJ	< 0.0808 UJ	0.247 J	< 0.0816 UJ	< 0.0798 UJ	< 0.0827 UJ	0.24 J
PCB-179	52663-64-6	ng/g	230	14	< 0.0591 UJ	< 0.0523 UJ	0.436 J	< 0.0518 UJ	0.438 J	0.307 J	0.281 J	0.228 J	0.192 J	0.329 J	0.0901 J	0.204 J	0.155 J	0.314 J
PCB-180	35065-29-3	ng/g	230	14	0.299 J	0.334 J	3.32 J	0.565 J	2.35	2.3	2.15	1.17	1.04	2.44	0.741	1.26	0.88	1.86
PCB-181	74472-47-2	ng/g	230	14	< 0.0898 U	< 0.0795 U	< 0.0693 U	< 0.0787 U	< 0.094 U	< 0.0908 U	< 0.0923 U	< 0.0918 U	< 0.0904 U	< 0.0929 U	< 0.0913 U	< 0.0892 U	< 0.0925 U	< 0.0923 U
PCB-182/187	PCB-182/187	ng/g	230	14	0.206 J	< 0.148 UJ	1.66 J	0.371 J	1.32	1.1	1.05	0.768	0.525	1.2	0.376	0.751	0.58	0.914
PCB-183	52663-69-1	ng/g	230	14	< 0.0691 UJ	< 0.0612 UJ	0.678 J	< 0.0606 UJ	0.576 J	0.484 J	0.418 J	0.336 J	0.247 J	0.502 J	0.219 J	0.304 J	0.254 J	0.458 J
PCB-184	74472-48-3	ng/g	230	14	< 0.0472 U	< 0.0418 U	< 0.0364 U	< 0.0413 U	< 0.0494 U	< 0.0477 U	< 0.0485 U	< 0.0482 U	< 0.0475 U	< 0.0488 U	< 0.0479 U	< 0.0469 U	< 0.0486 U	< 0.0485 U
PCB-185	52712-05-7	ng/g	230	14	< 0.0691 U	< 0.0612 U	< 0.0534 U	< 0.0606 U	< 0.0724 U	< 0.0699 U	0.143 J	< 0.0707 U	< 0.0696 U	< 0.0716 U	< 0.0703 U	< 0.0687 U	< 0.0712 U	< 0.0711 U
PCB-186	74472-49-4	ng/g	230	14	< 0.0708 U	< 0.0627 U	< 0.0547 U	< 0.0621 U	< 0.0742 U	< 0.0716 U	< 0.0728 U	< 0.0724 U	< 0.0713 U	< 0.0733 U	< 0.072 U	< 0.0704 U	< 0.073 U	< 0.0729 U
PCB-188	74487-85-7	ng/g	230	14	< 0.0515 U	< 0.0456 U	< 0.0398 U	< 0.0452 U	< 0.054 U	< 0.0521 U	< 0.053 U	< 0.0527 U	< 0.0519 U	< 0.0533 U	< 0.0524 U	< 0.0512 U	< 0.0531 U	< 0.053 U
PCB-189	39635-31-9	ng/g	130	14	< 0.053 U	< 0.047 U	< 0.0409 U	< 0.0465 U	< 0.0555 U	< 0.0536 U	< 0.0545 U	< 0.0542 U	< 0.0534 U	< 0.0549 U	< 0.0539 U	< 0.0527 U	< 0.0546 U	< 0.0545 U
PCB-191	74472-50-7	ng/g	230	14	< 0.131 U	< 0.116 U	< 0.101 U	< 0.115 U	< 0.137 U	< 0.133 U	< 0.135 U	< 0.134 U	< 0.132 U	< 0.136 U	< 0.133 U	< 0.13 U	< 0.135 U	< 0.135 U
PCB-193	69782-91-8	ng/g	230	14	< 0.177 U	< 0.157 U	0.172	< 0.155 U	< 0.185 U	< 0.179 U	< 0.182 U	< 0.181 U	< 0.178 U	< 0.183 U	< 0.18 U	< 0.176 U	< 0.182 U	< 0.182 U

Table 28
Phase 2 Reach Sediment Analytical Results
Phase 2 Data Evaluation Summary Memorandum
Lower Neponset River
Boston and Milton, Massachusetts

					Location	24A-0014	24A-0014	24A-0015	24A-0016	24A-0017	24A-0018	24A-0019	24A-0020	24A-0021	24A-0022	24A-0023	24A-0024	24A-0025	24A-0026
					Sample Name	24A-0014-AS	24A-0014-AD	24A-0015-AS	24A-0016-AS	24A-0017-AS	24A-0018-AS	24A-0019-AS	24A-0020-AS	24A-0021-AS	24A-0022-AS	24A-0023-AS	24A-0024-AS	24A-0025-AS	24A-0026-AS
					Sample Date	10/28/2024	10/28/2024	10/28/2024	10/28/2024	10/25/2024	10/25/2024	10/25/2024	10/25/2024	10/25/2024	10/25/2024	10/25/2024	10/25/2024	10/25/2024	10/25/2024
					Sample Type	N	FD	N	N	N	N	N	N	N	N	N	N	N	N
					Depth Interval	0 - 0.5 ft	0 - 0.5 ft	0 - 0.5 ft	0 - 0.5 ft	0 - 0.5 ft	0 - 0.5 ft	0 - 0.5 ft	0 - 0.5 ft	0 - 0.5 ft	0 - 0.5 ft	0 - 0.5 ft	0 - 0.5 ft	0 - 0.5 ft	0 - 0.5 ft
Analyte	Cas No.	Units	Human Health PAL	Ecological PAL															
PCB-194	35694-08-7	ng/g	230	14	< 0.152 U	< 0.134 U	1.57	< 0.133 U	0.729 J	1.35 J	< 0.156 UJ	< 0.155 UJ	< 0.153 UJ	1.35 J	< 0.154 UJ	< 0.151 UJ	< 0.156 UJ	< 0.156 UJ
PCB-195	52663-78-2	ng/g	230	14	< 0.144 U	< 0.128 U	< 0.111 U	< 0.126 U	< 0.151 U	< 0.146 U	< 0.148 U	< 0.147 U	< 0.145 U	< 0.149 U	< 0.147 U	< 0.143 U	< 0.148 U	< 0.148 U
PCB-196/203	PCB-196/203	ng/g	230	14	< 0.127 UJ	< 0.112 UJ	1.3 J	< 0.111 UJ	0.917 J	1.11 J	0.904 J	< 0.13 UJ	< 0.128 UJ	0.997 J	< 0.129 UJ	0.686 J	< 0.131 UJ	0.496 J
PCB-197	33091-17-7	ng/g	230	14	< 0.0564 U	< 0.05 U	< 0.0436 U	< 0.0495 U	< 0.0591 U	< 0.0571 U	< 0.058 U	< 0.0577 U	< 0.0568 U	< 0.0584 U	< 0.0574 U	< 0.0561 U	< 0.0581 U	< 0.0581 U
PCB-198	68194-17-2	ng/g	230	14	< 0.0958 U	< 0.0849 U	< 0.074 U	< 0.084 U	< 0.1 U	< 0.0969 U	< 0.0985 U	< 0.0979 U	< 0.0965 U	< 0.0992 U	< 0.0974 U	< 0.0953 U	< 0.0987 U	< 0.0986 U
PCB-199	52663-75-9	ng/g	230	14	< 0.0881 UJ	< 0.078 UJ	1.06 J	< 0.0772 UJ	0.732 J	0.864 J	0.716 J	< 0.09 UJ	< 0.0887 UJ	0.628 J	< 0.0895 UJ	< 0.0875 UJ	< 0.0907 UJ	0.437 J
PCB-200	52663-73-7	ng/g	230	14	< 0.0818 U	< 0.0725 U	< 0.0632 U	< 0.0717 U	< 0.0857 U	< 0.0827 U	< 0.0841 U	< 0.0836 U	< 0.0824 U	< 0.0847 U	< 0.0832 U	< 0.0813 U	< 0.0843 U	< 0.0842 U
PCB-201	40186-71-8	ng/g	230	14	< 0.049 UJ	< 0.0434 UJ	< 0.0379 U	< 0.043 U	< 0.0514 U	< 0.0496 U	< 0.0504 U	< 0.0501 U	< 0.0494 U	< 0.0508 U	< 0.0499 U	< 0.0488 U	< 0.0505 U	< 0.0505 U
PCB-202	2136-99-4	ng/g	230	14	< 0.0614 UJ	< 0.0543 UJ	< 0.0474 U	< 0.0538 U	< 0.0643 U	< 0.0621 U	< 0.0631 U	< 0.0627 U	< 0.0618 U	< 0.0635 U	< 0.0624 U	< 0.061 U	< 0.0632 U	< 0.0631 U
PCB-204	74472-52-9	ng/g	230	14	< 0.0949 UJ	< 0.084 UJ	< 0.0732 U	< 0.0832 U	< 0.0994 U	< 0.096 U	< 0.0976 U	< 0.097 U	< 0.0955 U	< 0.0982 U	< 0.0965 U	< 0.0943 U	< 0.0978 U	< 0.0976 U
PCB-205	74472-53-0	ng/g	230	14	< 0.0525 UJ	< 0.0465 UJ	< 0.0405 U	< 0.046 U	< 0.055 U	< 0.0531 U	< 0.0539 U	< 0.0536 U	< 0.0528 U	< 0.0543 U	< 0.0533 U	< 0.0521 U	< 0.054 U	< 0.054 U
PCB-206	40186-72-9	ng/g	230	14	< 0.0504 UJ	< 0.0446 UJ	0.692	< 0.0442 U	< 0.0528 U	0.645	0.381	< 0.0515 U	< 0.0507 U	0.478	< 0.0512 U	< 0.0501 U	< 0.0519 U	< 0.0518 U
PCB-207	52663-79-3	ng/g	230	14	< 0.0665 UJ	< 0.0589 UJ	< 0.0513 U	< 0.0583 U	< 0.0696 U	< 0.0672 U	< 0.0684 U	< 0.0679 U	< 0.0669 U	< 0.0688 U	< 0.0676 U	< 0.0661 U	< 0.0685 U	< 0.0684 U
PCB-208	52663-77-1	ng/g	230	14	< 0.0665 UJ	< 0.0589 UJ	< 0.0513 U	< 0.0583 U	< 0.0696 U	< 0.0672 U	< 0.0684 U	< 0.0679 U	< 0.0669 U	< 0.0688 U	< 0.0676 U	< 0.0661 U	< 0.0685 U	< 0.0684 U
PCB-209	2051-24-3	ng/g	230	14	< 0.0437 UJ	< 0.0387 UJ	0.309 J+	< 0.0383 U	< 0.0458 U	0.305 J+	< 0.045 U	< 0.0447 U	< 0.044 U	< 0.0453 U	< 0.0445 U	< 0.0435 U	< 0.0451 U	< 0.045 U
Total Decachlorobiphenyls	RA_Total_DECPCB	ng/g	230	14	< 0.0437 U	< 0.0387 U	0.309	< 0.0383 U	< 0.0458 U	0.305	< 0.045 U	< 0.0447 U	< 0.044 U	< 0.0453 U	< 0.0445 U	< 0.0435 U	< 0.0451 U	< 0.045 U
Total Dichlorobiphenyls	RA_Total_DIPCB	ng/g	230	14	14.97	6.68	284.17	3.023	74.424	13.634	10.832	18.365	16.97	75.198	6.639	200.61	6.568	25.307
Total Heptachlorobiphenyls	RA_Total_HEPPCB	ng/g	230	14	0.505	0.334	11.239	1.24	8.359	7.6798	7.4052	4.658	3.458	8.198	1.7061	4.519	3.312	6.843
Total Hexachlorobiphenyls	RA_Total_HEXPCB	ng/g	230	14	2.458	1.945	23.446	3.888	21.632	17.182	16.159	19.892	13.946	17.265	4.416	13.188	11.324	17.243
Total Monochlorobiphenyls	RA_Total_MONPCB	ng/g	230	14	5.38	1.26	83.764	< 0.0412 U	17.25	2.102	1.14	3.507	1.915	18.53	0.292	22	0.486	5.34
Total Nonachlorobiphenyls	RA_Total_NONPCB	ng/g	230	14	< 0.0665 U	< 0.0589 U	0.692	< 0.0583 U	< 0.0696 U	0.645	0.381	< 0.0679 U	< 0.0669 U	0.478	< 0.0676 U	< 0.0661 U	< 0.0685 U	< 0.0684 U
Total Octachlorobiphenyls	RA_Total_OCTPCB	ng/g	230	14	< 0.152 U	< 0.134 U	3.93	< 0.133 U	2.378	3.324	1.62	< 0.155 U	< 0.153 U	2.975	< 0.154 U	0.686	< 0.156 U	0.933
Total Pentachlorobiphenyls	RA_Total_PENPCB	ng/g	230	14	4.429	3.8	43.34	7.59	42.517	39.857	56.768	37.725	47.964	33.451	7.832	39.072	36.297	32.959
Total Tetrachlorobiphenyls	RA_Total_TETPCB	ng/g	230	14	11.499	10.682	123.174	9.83	52.643	57.905	108.324	44.868	61.942	60.86	18.248	123.269	39.374	50.238
Total Trichlorobiphenyls	RA_Total_TRICPB	ng/g	230	14	9.008	9.461	190.582	5.202	66.35	25.786	28.594	30.804	24.201	60.84	16.846	224.275	18.336	38.695
Total PCB Congeners	RA_Tot_PCB_Cong	ng/g	120	14	48.249	34.162	764.646	30.773	285.553	168.42	231.223	159.819	170.396	277.795	55.9791	627.619	115.697	177.558
Total PCB TEQ (Bird)	RA-TEQ-B-PCB	ng/g			0.00000884	0.00000654	0.06435007	0.0128092	0.05591493	0.09099185	0.12381064	0.03689204	0.05000732	0.0374209	0.0000103	0.0732947	0.0479211	0.0466014
Total PCB TEQ (Fish)	RA-TEQ-F-PCB	ng/g			0.00000442	0.00000327	0.00017051	0.000034175	0.000161145	0.00023518	0.00033245	0.00011248	0.00014083	0.00010751	0.00000515	0.00018193	0.000134295	0.00012801
Total PCB TEQ (Mammal)	RA-TEQ-M-PCB	ng/g			0.00002652	0.00001962	0.00038306	0.00007755	0.00041187	0.00050608	0.0007647	0.00030888	0.00034798	0.00027356	0.0000309	0.00036158	0.00032977	0.00030506
TAL Metals and Mercury																		
Aluminum	7429-90-5	mg/kg	7700	25000	3700	4600	3200	3500	4100	3100	4900	3600	3000	2800	2100	4400	3900	2700
Calcium	7440-70-2	mg/kg			1600	1700	1200	1900	1200	1300	1900	1400	1100	1200	3200	1300	1400	1000
Iron	7439-89-6	mg/kg	5500	20000	8700 EB	10000 EB	8300 EB	8600 EB	10000	8700	14000	11000	9000	14000	6800	11000	18000	11000
Magnesium	7439-95-4	mg/kg			1800	2300	1700	1800	2500	1600	3000	2000	1500	1400	2500	2500	2300	1200
Potassium	7440-09-7	mg/kg			360 J-	450 J-	200 J-	330 J-	260 J-	240 J-	220 J-	240 J-	210 J-	180 J-	210 J-	230 J-	220 J-	280 J-
Sodium	7440-23-5	mg/kg			100 J	120 J	110 J	< 550 U	100 J	210 J	110 J	110 J	99 J	120 J	< 590 U	110 J	< 590 U	150 J
Antimony	7440-36-0	mg/kg	3.1	2	< 1.1 U	< 1.4 U	< 1.1 U	< 1.1 U	< 1.1 U	< 1.1 U	< 1.1 U	< 1.0 U	< 1.1 U	< 1.1 U	< 1.1 U	< 1.2 U	< 1.2 U	< 1.2 U
Arsenic	7440-38-2	mg/kg	0.68	9.8	1.0	1.2	1.8	3.0	1.2	0.91	0.94	1.8	1.2	0.88	0.44 J	1.4	3.6	2.2
Barium	7440-39-3	mg/kg	1500	20	25	31	28	64	74	16	76	76	56	26	26	54	26	90
Beryllium	7440-41-7	mg/kg	16		0.24 J-	0.28 J-	0.16 J-	0.32 J-	0.16 J-	0.16 J-	0.18 J-	0.18 J-	0.19 J-	0.16 J-	0.14 J-	0.19 J-	0.14 J-	0.21 J-
Cadmium	7440-43-9	mg/kg	0.71	1	0.093 J	0.10 J	0.12 J	0.15 J	0.36 J	< 0.57 U	0.24 J	0.20 J	0.23 J	0.094 J	0.19 J	0.14 J	0.22 J	0.15 J
Chromium, Total	7440-47-3	mg/kg	0.95	43.4	9.2 EB	12 EB	9.1 EB	18 EB	5.1 EB	6.2 EB	6.0 EB	5.8 EB	5.3 EB	5.4 EB	4.0 EB	6.0 EB	4.9 EB	5.9 EB
Cobalt	7440-48-4	mg/kg	2.3	50	5.7	7.4	3.6	9.0	3.6	3.2	3.4	4.3	3.7	1.4	2.1	3.5	2.2	4.9
Copper	7440-50-8	mg/kg	310	31.6	12	15	7.9	20	6.8	9.4	11	7.7	9.9	8.2	11	9.9	32	11
Lead	7439-92-1	mg/kg	200	35.8	9.2	7.8	29	25	39 EB	14 EB	13 EB	18 EB	21 EB	15 EB	22 EB	38 EB	150 EB	34 EB
Manganese	7439-96-5	mg/kg	180	460	220 EB	270 EB	450 EB	1000 EB	1700 EB	260 EB	1400 EB	1300 EB	1100 EB	84 EB	470 EB	1300 EB	490 EB	900 EB
Nickel	7440-02-0	mg/kg	140	22.7	9.4 EB	12 EB	5.6 EB	27 EB	4.8 EB	4.4 EB	4.3 EB	3.6 EB	3.8 EB	2.0 EB	3.9 EB	3.6 EB	3.6 EB	3.2 EB
Selenium	7782-49-2	mg/kg	39	11	< 2.8 U	< 3.4 U	< 2.8 U	< 2.6 U	< 2.8 U	< 2.8 U	< 2.8 U	< 2.6 U	< 2.8 U	< 2.7 U	< 2.8 U	< 2.9 U	< 3.0 U	< 3.0 U
Silver	7440-22-4	mg/kg	39	1	< 0.57 U	< 0.68 U	< 0.57 U	< 0.53 U	< 0.55 U	< 0.57 U	< 0.57 U	< 0.52 U	< 0.56 U	< 0.53 U	< 0.56 U	< 0.59 U	< 0.59 U	< 0.61 U
Thallium	7440-28-0	mg/kg	0.078		< 0.57 U	< 0.68 U	< 0.57 U	< 0.53 U	< 0.55 U	< 0.57 U	< 0.57 U	< 0.52 U	< 0.56 U	< 0.53 U	< 0.56 U	< 0.59 U	< 0.59 U	< 0.61 U
Vanadium	7440-62-2	mg/kg	39		15	20	8.1	21	6.5 EB	6.9 EB	7.0 EB	7.5 EB	7.7 EB	6.8 EB	3.6 EB	6.6 EB	3.2 EB	5.9 EB
Zinc	7440-66-6	mg/kg	2300	121	29	36	58	100	34 EB	19 EB	43 EB	52 EB	29 EB	24 EB	66 EB	61 EB	90 EB	52 EB
Mercury	7439-97-6	mg/kg	2.3	0.18	< 0.12 U	< 0.13 U	0.17	< 0.11 U	0.062 J	0.040 J	0.053 J	0.039 J	0.069 J	0.042 J	0.048 J	0.050 J	0.051 J	0.057 J
TCL VOCs																		
1,1,1-Trichloroethane (TCA)	71-55-6	ug/kg	810000	70	< 5.3 U	< 5.0 U	< 6.4 U	< 5.1 U	< 5.0 U	< 7.2 UJ	< 5.5 U	< 5.2 U	< 6.6 U	< 5.8 U	< 6.3 U	< 5.6 U	< 6.7 U	< 6.1 U
1,1,2,2-TETRACHLOROETHANE	79-34-5	ug/kg	600	250	< 5.3 U	< 5.0 U	< 6.4 U	< 5.1 U	< 5.0 U	< 7.2 U	< 5.5 U	< 5.2 U	< 6.6 U	< 5.8 U	< 6.3 U	1.1 J	< 6.7 U	< 6.1 U
1,1,2-TRICHLORO-1,2,2-TRIFLUOROETHANE	76-13-1	ug/kg	670000		< 5.3 U	< 5.0 U	< 6.4 U	< 5.1 U	< 5.0 U	< 7.2 UJ	< 5.5 U	< 5.2 U	< 6.6 U	< 5.8 U	< 6.3 U	< 5.6 U	< 6.7 U	< 6.1 U
1,1,2-Trichloroethane	79-00-5	ug/kg	150	538	< 5.3 U	< 5.0 U	< 6.4 U	< 5.1 U	< 5.0 U	< 7.2 U	< 5.5 U	< 5.2 U	< 6.6 U	< 5.8 U	< 6.3 U	0.88 J	< 6.7 U	< 6.1 U
1,1-Dichloroethane	75-34-3	ug/kg	3600	20	< 5.3 U	< 5.0 U	< 6.4 U	< 5.1 U	< 5.0 U	< 7.2 U	< 5.5 U	< 5.2 U	< 6.6 U	< 5.8 U	< 6.3 U	< 5.6 U	< 6.7 U	< 6.1 U
1,1-Dichloroethene	75-35-4	ug/kg	480	100	< 5.3 U	< 5.0 U	< 6.4 U	< 5.1 U	< 5.0 U	< 7.2 UJ	< 5.5 U	< 5.2 U	< 6.6 U	< 5.8 U	< 6.3 U	< 5.6 U	< 6.7 U	< 6.1 U
1,2,3-Trichlorobenzene	87-61-6	ug/kg	6300	113	< 5.3 U	< 5.0 U	< 6.4 U	< 5.1 U	< 5.0 U	< 7.2 U	< 5.5 U	< 5.2 U	< 6.6 U	< 5.8 U	< 6.3 U	0.74 J	< 6.7 U	< 6.1 U
1,2,3-TRICHLOROPROPANE	96-18-4	ug/kg	5.1		< 5.3 U	< 5.0 U	< 6.4 U	< 5.1 U	< 5.0 U	< 7.2 U	< 5.5 U	< 5.2 U	< 6.6 U	< 5.8 U	< 6.3 U	< 5.6 U	< 6.7 U	< 6.1 U
1,2,4-TRICHLOROBENZENE	120-82-1	ug/kg	5800	11	< 5.3 U	< 5.0 U	< 6.4 U	< 5.1 U	< 5.0 U	< 7.2 U	< 5.5 U	< 5.2 U	< 6.6 U	< 5.8 U	< 6.3 U	< 5.6 U	< 6.7 U	< 6.1 U
1,2,4-Trimethylbenzene	95-63-6	ug/kg	30000	97	< 5.3 U	< 5.0 U	< 6.4 U	< 5.1 U	< 5.0 U	< 7.2 U	< 5.5 U	< 5.2 U	< 6.6 U	< 5.8 U	< 6.3 U	< 5.6 U	< 6.7 U	< 6.1 U
1,2-Dibromo-3-Chloropropane	96-12-8	ug/kg	5.3		< 5.3 U	< 5.0 U	< 6.4 U	< 5.1 U	< 5.0 U	< 7.2 U	< 5.5 U	< 5.2 U	< 6.6 U	< 5.8 U	< 6.3 U	< 5.6 U	< 6.7 U	< 6.1 U
1,2-Dibromoethane (Ethylene Dibromide)	106-93-4	ug/kg	36		< 5.3 U	< 5.0 U	< 6.4 U	< 5.1 U	< 5.0 U	< 7.2 UJ	< 5.5 U	< 5.2 U	< 6.6 U	< 5.8 U	< 6.3 U	< 5.6 U	< 6.7 U	< 6.1 U
1,2-Dichlorobenzene	95-50-1	ug/kg	180000	95	< 5.3 U	< 5.0 U	< 6.4 U	< 5.1 U	< 5.0 U	< 7.2 U	< 5.5 U	< 5.2 U	< 6.6 U	< 5.8 U	< 6.3 U	0.94 J	< 6.7 U	< 6.1 U
1,2-Dichloroethane	107-06-2	ug/kg	460	986	< 5.3 U	< 5.0 U	< 6.4 U	< 5.1 U	< 5.0 U	< 7.2 UJ	< 5.5 U	< 5.2 U	< 6.6 U	< 5.8 U	< 6.3 U	< 5.6 U	< 6.7 U	< 6.1 U
1,2-DICHLOROPROPANE	78-87-5	ug/kg	1600	428	< 5.3 U	< 5.0 U	< 6.4 U	< 5.1 U	< 5.0 U	< 7.2 U	< 5.5 U	< 5.2 U	< 6.6 U	< 5.8 U	< 6.3 U	< 5.6 U	< 6.7 U	< 6.1 U
1,3,5-Trimethylbenzene (Mesitylene)	108-67-8	ug/kg	27000	164	< 5.3 U	< 5.0 U	< 6.4 U	< 5.1 U	< 5.0 U	< 7.2 U	< 5.5 U	< 5.2 U	< 6.6 U	< 5.8 U	< 6.3 U	< 5.6 U	< 6.7 U	< 6.1 U

Table 28
Phase 2 Reach Sediment Analytical Results
Phase 2 Data Evaluation Summary Memorandum
Lower Neponset River
Boston and Milton, Massachusetts

					Location	24A-0014	24A-0014	24A-0015	24A-0016	24A-0017	24A-0018	24A-0019	24A-0020	24A-0021	24A-0022	24A-0023	24A-0024	24A-0025	24A-0026
					Sample Name	24A-0014-AS	24A-0014-AD	24A-0015-AS	24A-0016-AS	24A-0017-AS	24A-0018-AS	24A-0019-AS	24A-0020-AS	24A-0021-AS	24A-0022-AS	24A-0023-AS	24A-0024-AS	24A-0025-AS	24A-0026-AS
					Sample Date	10/28/2024	10/28/2024	10/28/2024	10/28/2024	10/25/2024	10/25/2024	10/25/2024	10/25/2024	10/25/2024	10/25/2024	10/25/2024	10/25/2024	10/25/2024	10/25/2024
					Sample Type	N	FD	N	N	N	N	N	N	N	N	N	N	N	N
					Depth Interval	0 - 0.5 ft	0 - 0.5 ft	0 - 0.5 ft	0 - 0.5 ft	0 - 0.5 ft	0 - 0.5 ft	0 - 0.5 ft	0 - 0.5 ft	0 - 0.5 ft	0 - 0.5 ft	0 - 0.5 ft	0 - 0.5 ft	0 - 0.5 ft	0 - 0.5 ft
Analyte	Cas No.	Units	Human Health PAL	Ecological PAL														
1,3-DICHLOROBENZENE	541-73-1	ug/kg	2600	89	< 5.3 U	< 5.0 U	< 6.4 U	< 5.1 U	< 5.0 U	< 7.2 U	< 5.5 U	< 5.2 U	< 6.6 U	< 5.8 U	< 6.3 U	0.85 J	< 6.7 U	< 6.1 U
1,4-DICHLOROBENZENE	106-46-7	ug/kg	2600	30	< 5.3 U	< 5.0 U	< 6.4 U	< 5.1 U	< 5.0 U	< 7.2 U	< 5.5 U	< 5.2 U	< 6.6 U	< 5.8 U	< 6.3 U	0.94 J	< 6.7 U	< 6.1 U
2-HEXANONE	591-78-6	ug/kg	20000	45	< 11 U	< 10 U	< 13 U	< 10 U	< 9.9 U	< 14 U	< 11 U	< 10 U	< 13 U	< 12 U	< 13 U	< 11 U	< 13 U	< 12 U
ACETONE	67-64-1	ug/kg	7000000	65	< 11 U	< 10 U	< 13 U	< 10 U	< 9.9 U	< 14 U	< 11 U	< 10 U	< 13 U	< 12 U	< 13 U	< 11 U	< 13 U	< 12 U
Benzene	71-43-2	ug/kg	1200	10	< 5.3 U	< 5.0 U	< 6.4 U	< 5.1 U	< 5.0 U	< 7.2 U	< 5.5 U	< 5.2 U	< 6.6 U	< 5.8 U	< 6.3 U	< 5.6 U	< 6.7 U	< 6.1 U
BROMOCHLOROMETHANE	74-97-5	ug/kg	15000		< 5.3 U	< 5.0 U	< 6.4 U	< 5.1 U	< 5.0 U	< 7.2 U	< 5.5 U	< 5.2 U	< 6.6 U	< 5.8 U	< 6.3 U	< 5.6 U	< 6.7 U	< 6.1 U
BROMODICHLOROMETHANE	75-27-4	ug/kg	290	210	< 5.3 U	< 5.0 U	< 6.4 U	< 5.1 U	< 5.0 U	< 7.2 U	< 5.5 U	< 5.2 U	< 6.6 U	< 5.8 U	< 6.3 U	< 5.6 U	< 6.7 U	< 6.1 U
BROMOFORM	75-25-2	ug/kg	19000	142	< 5.3 U	< 5.0 U	< 6.4 U	< 5.1 U	< 5.0 U	< 7.2 U	< 5.5 U	< 5.2 U	< 6.6 U	< 5.8 U	< 6.3 U	< 5.6 U	< 6.7 U	< 6.1 U
BROMOMETHANE	74-83-9	ug/kg	680	6.5	< 5.3 U	< 5.0 U	< 6.4 U	< 5.1 U	< 5.0 U	< 7.2 U	< 5.5 U	< 5.2 U	< 6.6 U	< 5.8 U	< 6.3 U	< 5.6 U	< 6.7 U	< 6.1 U
CARBON DISULFIDE	75-15-0	ug/kg	77000	7.8	< 5.3 U	< 5.0 U	< 6.4 U	< 5.1 U	< 5.0 U	< 7.2 U	< 5.5 U	< 5.2 U	< 6.6 U	< 5.8 U	< 6.3 U	< 5.6 U	< 6.7 U	< 6.1 U
CARBON TETRACHLORIDE	56-23-5	ug/kg	650	57	< 5.3 U	< 5.0 U	< 6.4 U	< 5.1 U	< 5.0 U	< 7.2 UJ	< 5.5 U	< 5.2 U	< 6.6 U	< 5.8 U	< 6.3 U	0.86 J	< 6.7 U	< 6.1 U
Chlorobenzene	108-90-7	ug/kg	28000	30	< 5.3 U	< 5.0 U	< 6.4 U	< 5.1 U	< 5.0 U	< 7.2 U	< 5.5 U	< 5.2 U	< 6.6 U	< 5.8 U	< 6.3 U	0.82 J	< 6.7 U	< 6.1 U
CHLOROETHANE	75-00-3	ug/kg	540000		< 5.3 U	< 5.0 U	< 6.4 U	< 5.1 U	< 5.0 U	< 7.2 U	< 5.5 U	< 5.2 U	< 6.6 U	< 5.8 U	< 6.3 U	< 5.6 U	< 6.7 U	< 6.1 U
Chloroform	67-66-3	ug/kg	320	87	< 5.3 U	< 5.0 U	< 6.4 U	< 5.1 U	< 5.0 U	< 7.2 U	< 5.5 U	< 5.2 U	< 6.6 U	< 5.8 U	< 6.3 U	< 5.6 U	< 6.7 U	< 6.1 U
CHLOROMETHANE	74-87-3	ug/kg	11000		< 5.3 U	< 5.0 U	< 6.4 U	< 5.1 U	< 5.0 U	< 7.2 U	< 5.5 U	< 5.2 U	< 6.6 U	< 5.8 U	< 6.3 U	< 5.6 U	< 6.7 U	< 6.1 U
CIS-1,2-DICHLOROETHYLENE	156-59-2	ug/kg	6300	432	< 5.3 U	< 5.0 U	< 6.4 U	< 5.1 U	< 5.0 U	< 7.2 UJ	< 5.5 U	< 5.2 U	< 6.6 U	< 5.8 U	< 6.3 U	< 5.6 U	< 6.7 U	< 6.1 U
cis-1,3-Dichloropropene	10061-01-5	ug/kg	1800		< 5.3 U	< 5.0 U	< 6.4 U	< 5.1 U	< 5.0 U	< 7.2 U	< 5.5 U	< 5.2 U	< 6.6 U	< 5.8 U	< 6.3 U	< 5.6 U	< 6.7 U	< 6.1 U
Cyclohexane	110-82-7	ug/kg	650000		< 5.3 U	< 5.0 U	< 6.4 U	< 5.1 U	< 5.0 U	< 7.2 U	< 5.5 U	< 5.2 U	< 6.6 U	< 5.8 U	< 6.3 U	< 5.6 U	< 6.7 U	< 6.1 U
DIBROMOCHLOROMETHANE	124-48-1	ug/kg	8300	198	< 5.3 U	< 5.0 U	< 6.4 U	< 5.1 U	< 5.0 U	< 7.2 U	< 5.5 U	< 5.2 U	< 6.6 U	< 5.8 U	< 6.3 U	< 5.6 U	< 6.7 U	< 6.1 U
Dichlorodifluoromethane	75-71-8	ug/kg	8700		< 5.3 U	< 5.0 U	< 6.4 U	< 5.1 U	< 5.0 U	< 7.2 U	< 5.5 U	< 5.2 U	< 6.6 U	< 5.8 U	< 6.3 U	< 5.6 U	< 6.7 U	< 6.1 U
Ethylbenzene	100-41-4	ug/kg	5800	290	< 5.3 U	< 5.0 U	< 6.4 U	< 5.1 U	< 5.0 U	< 7.2 U	< 5.5 U	< 5.2 U	< 6.6 U	< 5.8 U	< 6.3 U	0.66 J	< 6.7 U	< 6.1 U
Isopropylbenzene (Cumene)	98-82-8	ug/kg	190000	35	< 5.3 U	< 5.0 U	< 6.4 U	< 5.1 U	< 5.0 U	< 7.2 U	< 5.5 U	< 5.2 U	< 6.6 U	< 5.8 U	< 6.3 U	< 5.6 U	< 6.7 U	< 6.1 U
m,p-Xylene	179601-23-1	ug/kg	55000		< 5.3 U	< 5.0 U	< 6.4 U	< 5.1 U	< 5.0 U	< 7.2 U	< 5.5 U	< 5.2 U	< 6.6 U	< 5.8 U	< 6.3 U	0.61 J	< 6.7 U	< 6.1 U
METHYL ACETATE	79-20-9	ug/kg	7800000		< 5.3 U	< 5.0 U	< 6.4 U	< 5.1 U	< 5.0 U	< 7.2 UJ	< 5.5 U	< 5.2 U	< 6.6 U	< 5.8 U	< 6.3 U	< 5.6 U	< 6.7 U	< 6.1 U
Methyl Ethyl Ketone (2-Butanone)	78-93-3	ug/kg	2700000	7604	< 11 U	< 10 U	< 13 U	< 10 U	< 9.9 U	< 14 U	< 11 U	< 10 U	< 13 U	< 12 U	< 13 U	< 11 U	< 13 U	< 12 U
METHYL ISOBUTYL KETONE (4-METHYL-2-PENTANONE)	108-10-1	ug/kg	3300000	73	< 11 U	< 10 U	< 13 U	< 10 U	< 9.9 U	< 14 U	< 11 U	< 10 U	< 13 U	< 12 U	< 13 U	< 11 U	< 13 U	< 12 U
Methylcyclohexane	108-87-2	ug/kg	9800		< 5.3 U	< 5.0 U	< 6.4 U	< 5.1 U	< 5.0 U	< 7.2 U	< 5.5 U	< 5.2 U	< 6.6 U	< 5.8 U	< 6.3 U	0.72 J	< 6.7 U	< 6.1 U
Methylene Chloride	75-09-2	ug/kg	35000	18	< 5.3 U	< 5.0 U	< 6.4 U	< 5.1 U	< 5.0 U	< 7.2 UJ	< 5.5 U	< 5.2 U	< 6.6 U	< 5.8 U	< 6.3 U	< 5.6 U	< 6.7 U	< 6.1 U
o-Xylene (1,2-Dimethylbenzene)	95-47-6	ug/kg	64000		< 5.3 U	< 5.0 U	< 6.4 U	< 5.1 U	< 5.0 U	< 7.2 U	< 5.5 U	< 5.2 U	< 6.6 U	< 5.8 U	< 6.3 U	< 5.6 U	< 6.7 U	< 6.1 U
Styrene	100-42-5	ug/kg	600000	126	< 5.3 U	< 5.0 U	< 6.4 U	< 5.1 U	< 5.0 U	< 7.2 U	< 5.5 U	< 5.2 U	< 6.6 U	< 5.8 U	< 6.3 U	< 5.6 U	< 6.7 U	< 6.1 U
TERT-BUTYL METHYL ETHER	1634-04-4	ug/kg	47000	304	< 5.3 U	< 5.0 U	< 6.4 U	< 5.1 U	< 5.0 U	< 7.2 UJ	< 5.5 U	< 5.2 U	< 6.6 U	< 5.8 U	< 6.3 U	< 5.6 U	< 6.7 U	< 6.1 U
Tetrachloroethylene (PCE)	127-18-4	ug/kg	8100	2	< 5.3 U	< 5.0 U	< 6.4 U	< 5.1 U	< 5.0 U	< 7.2 U	< 5.5 U	< 5.2 U	< 6.6 U	< 5.8 U	< 6.3 U	0.89 J	< 6.7 U	< 6.1 U
Toluene	108-88-3	ug/kg	490000	10	< 5.3 U	< 5.0 U	< 6.4 U	< 5.1 U	< 5.0 U	< 7.2 U	< 5.5 U	< 5.2 U	< 6.6 U	< 5.8 U	< 6.3 U	0.79 J	< 6.7 U	< 6.1 U
Trans-1,2-Dichloroethylene	156-60-5	ug/kg	7000	389	< 5.3 U	< 5.0 U	< 6.4 U	< 5.1 U	< 5.0 U	< 7.2 UJ	< 5.5 U	< 5.2 U	< 6.6 U	< 5.8 U	< 6.3 U	0.72 J	< 6.7 U	< 6.1 U
Trans-1,3-Dichloropropene	10061-02-6	ug/kg	1800		< 5.3 U	< 5.0 U	< 6.4 U	< 5.1 U	< 5.0 U	< 7.2 U	< 5.5 U	< 5.2 U	< 6.6 U	< 5.8 U	< 6.3 U	< 5.6 U	< 6.7 U	< 6.1 U
Trichloroethylene (TCE)	79-01-6	ug/kg	410	78	< 5.3 UJ	< 5.0 UJ	< 6.4 UJ	< 5.1 U	< 5.0 UJ	< 7.2 UJ	< 5.5 UJ	< 5.2 UJ	< 6.6 U	< 5.8 U	< 6.3 U	0.82 J	< 6.7 U	< 6.1 U
Trichlorofluoromethane	75-69-4	ug/kg	2300000		< 5.3 U	< 5.0 U	< 6.4 U	< 5.1 U	< 5.0 U	< 7.2 UJ	< 5.5 U	< 5.2 U	< 6.6 U	< 5.8 U	< 6.3 U	0.68 J	< 6.7 U	< 6.1 U
Vinyl Chloride	75-01-4	ug/kg	59	482	< 5.3 U	< 5.0 U	< 6.4 U	< 5.1 U	< 5.0 U	< 7.2 U	< 5.5 U	< 5.2 U	< 6.6 U	< 5.8 U	< 6.3 U	< 5.6 U	< 6.7 U	< 6.1 U
TCL SVOCs																		
1,2,4,5-TETRACHLOROBENZENE	95-94-3	ug/kg	230	187	< 210 U	< 210 U	< 200 U	< 200 U	< 200 U	< 210 U	< 200 U	< 200 U	< 200 U	< 200 U	< 210 U	< 200 U	< 190 U	< 210 U
1,4-Dioxane (P-Dioxane)	123-91-1	ug/kg	5300		< 83 U	< 81 U	< 78 UJ	< 77 U	< 77 UJ	< 81 U	< 79 U	< 79 U	< 78 U	< 78 U	< 82 U	< 80 UJ	< 76 UJ	< 83 UJ
1-Methylnaphthalene	90-12-0	ug/kg	18	141	< 210 U	< 210 U	< 200 U	< 200 U	< 200 U	< 210 U	< 200 U	< 200 U	< 200 U	< 200 U	< 210 U	< 200 U	< 190 U	< 210 U
2,3,4,6-TETRACHLOROPHENOL	58-90-2	ug/kg	190000	30	< 210 U	< 210 U	< 200 U	< 200 U	< 200 U	< 210 U	< 200 U	< 200 U	< 200 U	< 200 U	< 210 U	< 200 U	< 190 U	< 210 U
2,4,5-TRICHLOROPHENOL	95-95-4	ug/kg	630000	34	< 210 U	< 210 U	< 200 U	< 200 U	< 200 U	< 210 U	< 200 U	< 200 U	< 200 U	< 200 U	< 210 U	< 200 U	< 190 U	< 210 U
2,4,6-TRICHLOROPHENOL	88-06-2	ug/kg	6300		< 210 U	< 210 U	< 200 U	< 200 U	< 200 U	< 210 U	< 200 U	< 200 U	< 200 U	< 200 U	< 210 U	< 200 U	< 190 U	< 210 U
2,4-DICHLOROPHENOL	120-83-2	ug/kg	19000	57	< 210 U	< 210 U	< 200 U	< 200 U	< 200 U	< 210 U	< 200 U	< 200 U	< 200 U	< 200 U	< 210 U	< 200 U	< 190 U	< 210 U
2,4-DIMETHYLPHENOL	105-67-9	ug/kg	130000	39	< 210 U	< 210 U	< 200 U	< 200 U	< 200 UJ	< 210 U	< 200 U	< 200 U	< 200 U	< 200 U	< 210 U	< 200 U	< 190 U	< 210 U
2,4-DINITROPHENOL	51-28-5	ug/kg	13000	223	< 410 U	< 400 U	< 390 U	< 380 U	< 380 U	< 400 U	< 390 U	< 390 U	< 380 U	< 390 U	< 410 U	< 390 U	< 380 U	< 410 U
2,4-DINITROTOLUENE	121-14-2	ug/kg	1700	290	< 210 U	< 210 U	< 200 U	< 200 U	< 200 U	< 210 U	< 200 U	< 200 U	< 200 U	< 200 U	< 210 U	< 200 UJ	< 190 UJ	< 210 UJ
2,6-DINITROTOLUENE	606-20-2	ug/kg	360	296	< 210 U	< 210 U	< 200 U	< 200 U	< 200 U	< 210 U	< 200 U	< 200 U	< 200 U	< 200 U	< 210 U	< 200 U	< 190 U	< 210 U
2-CHLORONAPHTHALENE	91-58-7	ug/kg	480000		< 210 U	< 210 U	< 200 U	< 200 U	< 200 U	< 210 U	< 200 U	< 200 U	< 200 U	< 200 U	< 210 U	< 200 U	< 190 U	< 210 U
2-CHLOROPHENOL	95-57-8	ug/kg	39000	55	< 210 U	< 210 U	< 200 U	< 200 U	< 200 U	< 210 U	< 200 U	< 200 U	< 200 U	< 200 U	< 210 U	< 200 UJ	< 190 UJ	< 210 UJ
2-Methylnaphthalene	91-57-6	ug/kg	24000	20.2	< 210 U	< 210 U	< 200 U	< 200 U	< 200 U	< 210 U	< 200 U	< 200 U	< 200 U	< 200 U	< 210 U	< 200 U	< 190 U	< 210 U
2-METHYLPHENOL (O-CRESOL)	95-48-7	ug/kg	320000	119	< 410 U	< 400 U	< 390 U	< 380 U	< 380 UJ	< 400 U	< 390 U	< 390 U	< 380 U	< 390 U	< 410 U	< 390 U	< 380 U	< 410 U
2-NITROANILINE	88-74-4	ug/kg	63000		< 210 U	< 210 U	< 200 U	< 200 U	< 200 U	< 210 U	< 200 U	< 200 U	< 200 U	< 200 U	< 210 U	< 200 U	< 190 U	< 210 U
2-NITROPHENOL	88-75-5	ug/kg	1900000	168	< 210 U	< 210 U	< 200 U	< 200 U	< 200 U	< 210 U	< 200 U	< 200 U	< 200 U	< 200 U	< 210 U	< 200 U	< 190 U	< 210 U
3,3'-DICHLOROBENZIDINE	91-94-1	ug/kg	1200	31	< 410 U	< 400 U	< 390 U	< 380 U	< 380 U	< 400 U	< 390 U	< 390 U	< 380 U	< 390 U	< 410 U	< 390 U	< 380 U	< 410 U
3-NITROANILINE	99-09-2	ug/kg	25000		< 410 U	< 400 U	< 390 U	< 380 U	< 380 U	< 400 U	< 390 U	< 390 U	< 380 U	< 390 U	< 410 U	< 390 U	< 380 U	< 410 U
4,6-DINITRO-2-METHYLPHENOL	534-52-1	ug/kg	510	1477	< 410 U	< 400 U	< 390 UJ	< 380 U	< 380 UJ	< 400 U	< 390 U	< 390 U	< 380 U	< 390 U	< 410 UJ	< 390 U	< 380 U	< 410 UJ
4-BROMOPHENYL PHENYL ETHER	101-55-3	ug/kg		47	< 210 U	< 210 U	< 200 UJ	< 200 U	< 200 UJ	< 210 U	< 200 U	< 200 U	< 200 U	< 200 U	< 210 U	< 200 U	< 190 U	< 210 U
4-CHLORO-3-METHYLPHENOL	59-50-7	ug/kg	630000	5	< 210 U	< 210 U	< 200 U	< 200 U	< 200 U	< 210 U	< 200 U	< 200 U	< 200 U	< 200 U	< 210 U	< 200 UJ	< 190 UJ	< 210 UJ
4-CHLOROANILINE	106-47-8	ug/kg	2700	0.9	< 410 U	< 400 U	< 390 U	< 380 U	< 380 U	< 400 U	< 390 U	< 390 U	< 380 U	< 390 U	< 410 U	< 390 U	< 380 U	< 410 U
4-CHLOROPHENYL PHENYL ETHER	7005-72-3	ug/kg			< 210 U	< 210 U	< 200 UJ	< 200 U	< 200 UJ	< 210 U	< 200 U	< 200 U	< 200 U	< 200 U	< 210 U	< 200 U	< 190 U	< 210 U
4-METHYLPHENOL (P-CRESOL)	106-44-5	ug/kg	130000	93	< 410 U	< 400 U	< 390 U	< 380 U	< 380 UJ	< 400 U	< 390 U	< 390 U	< 380 U	270 J	< 410 U	< 390 U	< 380 U	< 410 U
4-Nitroaniline	100-01-6	ug/kg	25000		< 410 U	< 400 U	< 390 U	< 380 U	< 380 U	< 400 U	< 390 U	< 390 U	< 380 U	< 390 U	< 410 U	< 390 U	< 380 U	< 410 U
4-NITROPHENOL	100-02-7	ug/kg	1900000	153	< 410 U	< 400 U	< 390 U	< 380 U	< 380 U	< 400 U	< 390 U	< 390 U	< 380 U	< 390 U	< 410 U	< 390 U	< 380 U	< 410 U
Acenaphthene	83-32-9	ug/kg	360000	6.7	< 210 U	< 210 U	< 200 U	< 200 U	< 200 U	< 210 U	< 200 U	< 200 U	< 200 U	< 200 U	< 210 U	< 200 UJ	< 190 UJ	< 210 UJ
ACENAPHTHYLENE	208-96-8	ug/kg	360000	5.9	< 210 U	< 210 U	< 200 U	< 200 U	< 200 U	< 210 U	< 200 U	< 200 U	< 200 U	< 200 U	< 210 U	< 200 U	< 190 U	< 210 U
Acetophenone	98-86-2	ug/kg	780000		< 410 U	< 400 U	220 J	< 380 U	200 J	< 400 U	< 390 U	< 390 U	< 380 U	< 390 U	230 J	200 J	210 J	170 J
ANTHRACENE	120-12-7	ug/kg	1800000	57	< 210 U	< 210 U	< 200 U	< 200 U	70 J	< 210 U	< 200 U	< 200 U	< 200 U	< 200 U	< 210 U	< 200 U	< 190 U	< 210 U

Table 28
Phase 2 Reach Sediment Analytical Results
Phase 2 Data Evaluation Summary Memorandum
Lower Neponset River
Boston and Milton, Massachusetts

					Location	24A-0014	24A-0014	24A-0015	24A-0016	24A-0017	24A-0018	24A-0019	24A-0020	24A-0021	24A-0022	24A-0023	24A-0024	24A-0025	24A-0026
					Sample Name	24A-0014-AS	24A-0014-AD	24A-0015-AS	24A-0016-AS	24A-0017-AS	24A-0018-AS	24A-0019-AS	24A-0020-AS	24A-0021-AS	24A-0022-AS	24A-0023-AS	24A-0024-AS	24A-0025-AS	24A-0026-AS
					Sample Date	10/28/2024	10/28/2024	10/28/2024	10/28/2024	10/25/2024	10/25/2024	10/25/2024	10/25/2024	10/25/2024	10/25/2024	10/25/2024	10/25/2024	10/25/2024	10/25/2024
					Sample Type	N	FD	N	N	N	N	N	N	N	N	N	N	N	N
					Depth Interval	0 - 0.5 ft	0 - 0.5 ft	0 - 0.5 ft	0 - 0.5 ft	0 - 0.5 ft	0 - 0.5 ft	0 - 0.5 ft	0 - 0.5 ft	0 - 0.5 ft	0 - 0.5 ft	0 - 0.5 ft	0 - 0.5 ft	0 - 0.5 ft	0 - 0.5 ft
Analyte	Cas No.	Units	Human Health PAL	Ecological PAL														
ATRAZINE	1912-24-9	ug/kg	2400	0.3	< 410 U	< 400 U	< 390 U	< 380 U	< 380 U	< 400 U	< 390 U	< 390 U	< 380 U	< 390 U	< 410 U	< 390 U	< 380 U	< 410 U
BENZALDEHYDE	100-52-7	ug/kg	170000	59	< 410 U	< 400 U	< 390 U	< 380 U	< 380 U	< 400 U	< 390 U	< 390 U	< 380 U	< 390 U	< 410 U	< 390 U	< 380 U	< 410 U
BENZO(A)ANTHRACENE	56-55-3	ug/kg	1100	108	< 210 U	< 210 U	81 J	< 200 U	180 J	49 J	< 200 U	< 200 U	49 J	85 J	91 J	100 J	43 J	< 210 U
BENZO(A)PYRENE	50-32-8	ug/kg	110	150	< 210 U	< 210 U	< 200 UJ	< 200 U	57 J-	54 J	< 200 U	< 200 U	49 J	70 J	< 210 U	< 200 U	< 190 U	< 210 U
Benzo(B)Fluoranthene	205-99-2	ug/kg	1100	190	< 210 U	< 210 U	85 J-	< 200 U	220 J-	78 J	46 J	46 J	64 J	99 J	110 J	130 J	57 J	58 J
Benzo(G,H,I)Perylene	191-24-2	ug/kg	180000	170	< 210 U	< 210 U	< 200 UJ	< 200 U	< 200 UJ	41 J	< 200 U	< 200 U	< 200 U	53 J	< 210 U	< 200 U	< 190 U	< 210 U
Benzo(K)Fluoranthene	207-08-9	ug/kg	11000	240	< 210 U	< 210 U	< 200 UJ	< 200 U	76 J-	< 210 U	< 200 U	< 200 U	< 200 U	45 J	48 J	< 200 U	< 190 U	< 210 U
BENZYL BUTYL PHTHALATE	85-68-7	ug/kg	290000	100	< 210 U	< 210 U	< 200 U	< 200 U	< 200 U	< 210 U	< 200 U	< 200 U	< 200 U	< 200 U	< 210 U	< 200 U	< 190 U	< 210 U
BIPHENYL (DIPHENYL)	92-52-4	ug/kg	4700	198	< 210 U	< 210 U	< 200 U	< 200 U	< 200 U	< 210 U	< 200 U	< 200 U	< 200 U	< 200 U	< 210 U	< 200 U	< 190 U	< 210 U
BIS(2-CHLOROETHOXY) METHANE	111-91-1	ug/kg	19000		< 210 U	< 210 U	< 200 U	< 200 U	< 200 U	< 210 U	< 200 U	< 200 U	< 200 U	< 200 U	< 210 U	< 200 U	< 190 U	< 210 U
BIS(2-CHLOROETHYL) ETHER (2-CHLOROETHYL ETHER)	111-44-4	ug/kg	230		< 410 U	< 400 U	< 390 U	< 380 U	< 380 U	< 400 U	< 390 U	< 390 U	< 380 U	< 390 U	< 410 U	< 390 U	< 380 U	< 410 U
BIS(2-CHLOROISOPROPYL) ETHER	108-60-1	ug/kg	310000		< 410 U	< 400 U	< 390 U	< 380 U	< 380 U	< 400 U	< 390 U	< 390 U	< 380 U	< 390 U	< 410 U	< 390 U	< 380 U	< 410 U
BIS(2-ETHYLHEXYL) PHTHALATE	117-81-7	ug/kg	39000	180	< 210 U	< 210 U	< 200 U	< 200 U	< 200 U	< 210 U	< 200 U	< 200 U	< 200 U	< 200 U	53 J	< 200 U	77 J	250
Caprolactam	105-60-2	ug/kg	3100000		< 410 U	< 400 U	< 390 U	< 380 U	< 380 U	< 400 U	< 390 U	< 390 U	< 380 U	< 390 U	< 410 U	< 390 U	< 380 U	< 410 U
CARBAZOLE	86-74-8	ug/kg	240000	69	< 410 U	< 400 U	< 390 UJ	< 380 U	46 J-	< 400 U	< 390 U	< 390 U	< 380 U	< 390 U	< 410 U	< 390 U	< 380 U	< 410 U
CHRYSENE	218-01-9	ug/kg	110000	166	< 210 U	< 210 U	81 J	< 200 U	200	61 J	< 200 U	< 200 U	53 J	98 J	100 J	120 J	49 J	< 210 U
DIBENZ(A,H)ANTHRACENE	53-70-3	ug/kg	110	33	< 210 U	< 210 U	< 200 UJ	< 200 U	< 200 UJ	< 210 U	< 200 U	< 200 U	< 200 U	< 200 U	< 210 U	< 200 U	< 190 U	< 210 U
Dibenzofuran	132-64-9	ug/kg	7800	510	< 210 U	< 210 U	< 200 UJ	< 200 U	40 J-	< 210 U	< 200 U	< 200 U	< 200 U	< 200 U	< 210 U	< 200 U	< 190 U	< 210 U
Diethyl Phthalate	84-66-2	ug/kg	5100000	630	< 210 U	< 210 U	< 200 U	< 200 U	< 200 U	< 210 U	< 200 U	< 200 U	< 200 U	< 200 U	< 210 U	< 200 U	< 190 U	< 210 U
DIMETHYL PHTHALATE	131-11-3	ug/kg	5100000	678	< 210 U	< 210 U	< 200 U	< 200 U	< 200 U	< 210 U	< 200 U	< 200 U	< 200 U	< 200 U	< 210 U	< 200 U	< 190 U	< 210 U
Di-N-Butyl Phthalate	84-74-2	ug/kg	630000	11	< 210 U	< 210 U	< 200 U	< 200 U	< 200 U	< 210 U	< 200 U	< 200 U	< 200 U	< 200 U	< 210 U	< 200 U	< 190 U	< 210 U
DI-N-OCTYLPHTHALATE	117-84-0	ug/kg	63000	39	< 410 U	< 400 U	< 390 U	< 380 U	< 380 U	< 400 U	< 390 U	< 390 U	< 380 U	< 390 U	< 410 U	< 390 U	< 380 U	< 410 U
FLUORANTHENE	206-44-0	ug/kg	240000	423	< 210 U	< 210 U	180 J	71 J	530	130 J	66 J	83 J	100 J	210	200 J	270	120 J	88 J
FLUORENE	86-73-7	ug/kg	240000	77	< 210 U	< 210 U	< 200 UJ	< 200 U	45 J-	< 210 U	< 200 U	< 200 U	< 200 U	< 200 U	< 210 U	< 200 U	< 190 U	< 210 U
HEXACHLOROBENZENE	118-74-1	ug/kg	78	20	< 210 U	< 210 U	< 200 U	< 200 U	< 200 U	< 210 U	< 200 U	< 200 U	< 200 U	< 200 U	< 210 U	< 200 U	< 190 U	< 210 U
Hexachlorobutadiene	87-68-3	ug/kg	1200		< 210 U	< 210 U	< 200 U	< 200 U	< 200 U	< 210 U	< 200 U	< 200 U	< 200 U	< 200 U	< 210 U	< 200 U	< 190 U	< 210 U
HEXACHLOROCYCLOPENTADIENE	77-47-4	ug/kg	180	6.5	< 410 U	< 400 U	< 390 U	< 380 U	< 380 U	< 400 U	< 390 U	< 390 U	< 380 U	< 390 U	< 410 U	< 390 U	< 380 U	< 410 U
HEXACHLOROETHANE	67-72-1	ug/kg	1800	27	< 210 U	< 210 U	< 200 U	< 200 U	< 200 U	< 210 U	< 200 U	< 200 U	< 200 U	< 200 U	< 210 U	< 200 U	< 190 U	< 210 U
INDENO(1,2,3-C,D)PYRENE	193-39-5	ug/kg	1100	200	< 210 U	< 210 U	< 200 UJ	< 200 U	45 J-	< 210 U	< 200 U	< 200 U	< 200 U	41 J	< 210 U	< 200 U	< 190 U	< 210 U
ISOPHORONE	78-59-1	ug/kg	570000	876	< 210 U	< 210 U	< 200 U	< 200 U	< 200 U	< 210 U	< 200 U	< 200 U	< 200 U	< 200 U	< 210 U	< 200 U	< 190 U	< 210 U
Naphthalene	91-20-3	ug/kg	2000	176	< 210 U	< 210 U	< 200 U	< 200 U	53 J	< 210 U	< 200 U	< 200 U	< 200 U	< 200 U	< 210 U	< 200 U	< 190 U	< 210 U
NITROBENZENE	98-95-3	ug/kg	5100	407	< 210 U	< 210 U	< 200 U	< 200 U	< 200 U	< 210 U	< 200 U	< 200 U	< 200 U	< 200 U	< 210 U	< 200 U	< 190 U	< 210 U
N-NITROSODI-N-PROPYLAMINE	621-64-7	ug/kg	78		< 210 U	< 210 U	< 200 U	< 200 U	< 200 U	< 210 U	< 200 U	< 200 U	< 200 U	< 200 U	< 210 U	< 200 UJ	< 190 UJ	< 210 UJ
N-NITROSODIPHENYLAMINE	86-30-6	ug/kg	110000	110	< 210 U	< 210 U	< 200 U	< 200 U	< 200 U	< 210 U	< 200 U	< 200 U	< 200 U	< 200 U	< 210 U	< 200 U	< 190 U	< 210 U
PENTACHLOROPHENOL	87-86-5	ug/kg	1000	10	< 410 U	< 400 U	< 390 U	< 380 U	< 380 U	< 400 U	< 390 U	< 390 U	< 390 U	< 380 U	< 390 U	< 410 U	< 390 UJ	< 380 UJ	< 410 UJ
PHENANTHRENE	85-01-8	ug/kg	1800000	204	< 210 U	< 210 U	140 J	< 200 U	510	69 J	< 200 U	46 J	43 J	130 J	86 J	230	62 J	< 210 U
PHENOL	108-95-2	ug/kg	1900000	175	< 410 U	< 400 U	52 J	< 380 U	< 380 U	< 400 U	< 390 U	< 390 U	< 380 U	41 J	< 410 U	< 390 UJ	< 380 UJ	< 410 UJ
PYRENE	129-00-0	ug/kg	180000	195	< 210 U	< 210 U	79 J	58 J	240	100 J	< 200 U	68 J	85 J	170 J	110 J	150 J	60 J	< 210 R
TOTAL ORGANIC CARBON	TOC	mg/kg			7600 J	2100 J	15000 J	1100 J	8100	3200	3700	3100	1100	7200 J	25000 J	5800 J	6700 J	17000 J

Table 28
Phase 2 Reach Sediment Analytical Results
Phase 2 Data Evaluation Summary Memorandum
Lower Neponset River
Boston and Milton, Massachusetts

					Location	24A-0027	24A-0028	24A-0029	24A-0030	24A-0031	24A-0031	24A-0032	24A-0033	24A-0034	24A-0035	24A-0036	24A-0036	24A-0037	24A-0038
					Sample Name	24A-0027-AS	24A-0028-AS	24A-0029-AS	24A-0030-AS	24A-0031-AS	24A-0031-AD	24A-0032-AS	24A-0033-AS	24A-0034-AS	24A-0035-AS	24A-0036-AS	24A-0036-AD	24A-0037-AS	24A-0038-AS
					Sample Date	10/25/2024	10/25/2024	10/24/2024	10/24/2024	10/24/2024	10/24/2024	10/24/2024	10/24/2024	10/24/2024	10/24/2024	10/24/2024	10/24/2024	10/24/2024	10/24/2024
					Sample Type	N	N	N	N	N	FD	N	N	N	N	N	FD	N	N
					Depth Interval	0 - 0.5 ft	0 - 0.5 ft	0 - 0.5 ft	0 - 0.5 ft	0 - 0.5 ft	0 - 0.5 ft	0 - 0.5 ft	0 - 0.5 ft	0 - 0.5 ft	0 - 0.5 ft	0 - 0.5 ft	0 - 0.5 ft	0 - 0.5 ft	0 - 0.5 ft
Analyte	Cas No.	Units	Human Health PAL	Ecological PAL															
Grain Size																			
%CLAY	%CLAY	%			0	0	0	0	0	0	0	0	0	0	0	0	0	0	0
%COARSE SAND >.5-1MM (USDA classification)	%COARSESAND	%			27.0	26.5	12.0	0.6	21.1	22.1	2.2	2.1	0	5.0	3.0	3.0	0	15.5
%FINE SAND >.125-.25 mm (USDA classification)	%FINE SAND	%			14.0	11.9	12.8	28.6	12.6	19.5	52.5	65.3	57.7	56.1	44.6	50.7	66.2	25.5
%MEDIUM SAND >.25-5 mm (USDA classification)	%MEDIUM SAND	%			41.3	41.7	34.0	41.8	24.9	22.7	31.2	17.3	4.8	30.7	12.3	10.6	2.1	21.3
Gravel	GRAVEL	%			12.9	17.1	27.8	2.4	41.4	32.7	5.3	0.3	0	3.9	0.4	1.0	0	23.6
Hydrometer, Reading 1, Percent Passing	HYD01	%			0	0	0	0	0	0	0	0	0	0	4.6	1.7	0	0
Hydrometer, Reading 2, Percent Passing	HYD02	%			0	0	0	0	0	0	0	0	0	0	4.6	1.7	0	0
Hydrometer, Reading 3, Percent Passing	HYD03	%			0	0	0	0	0	0	0	0	0	0	4.6	0	0	0
Hydrometer, Reading 4, Percent Passing	HYD04	%			0	0	0	0	0	0	0	0	0	0	0	0	0	0
Hydrometer, Reading 5, Percent Passing	HYD05	%			0	0	0	0	0	0	0	0	0	0	0	0	0	0
Hydrometer, Reading 6, Percent Passing	HYD06	%			0	0	0	0	0	0	0	0	0	0	0	0	0	0
Hydrometer, Reading 7, Percent Passing	HYD07	%			0	0	0	0	0	0	0	0	0	0	0	0	0	0
Sand	308075-07-2	%			82.3	80.1	58.8	71.0	58.6	64.3	85.9	84.7	62.5	91.8	59.9	64.3	68.3	62.3
SIEVE NO. 10, PERCENT PASSING (2.00 mm)	SIEVE10	%			60.1	56.4	60.2	97.0	37.5	45.2	92.5	97.6	100.0	91.1	96.6	96.0	100.0	60.9
SIEVE NO. 40, PERCENT PASSING (0.425 mm)	SIEVE40	%			18.8	14.7	26.2	55.2	12.6	22.5	61.3	80.3	95.2	60.4	84.3	85.4	97.9	39.6
SIEVE NO. 80, PERCENT PASSING	SIEVE80	%			6.4	6.0	15.3	32.5	0	4.8	18.9	27.9	55.3	16.3	54.7	52.2	75.3	18.3
SIEVE, NO. 20, PERCENT PASSING (0.85 mm)	SIEVE20	%			35.4	30.5	47.8	93.3	30.6	38.8	91.3	95.7	99.7	86.6	95.5	94.3	99.6	51.8
SIEVE, NO. 60, PERCENT PASSING	SIEVE60	%			9.1	8.7	17.7	38.1	1.1	8.5	31.2	43.3	74.4	29.8	62.1	61.1	91.3	23.8
Sieve-U.S. Std. No. 100 (0.15mm)	SIEVEUS100	%			5.6	4.6	14.5	30.0	0	3.8	14.0	21.8	48.0	10.5	51.1	47.7	65.7	16.2
Sieve-U.S. Std. No. 200 (0.075mm)	SIEVEUS200	%			4.8	2.8	13.4	26.6	0	3.0	8.8	15.0	37.5	4.3	39.7	34.7	31.7	14.1
Sieve-U.S. Std. No. 4 (4.75mm)	SIEVEUS4	%			87.1	82.9	72.2	97.6	58.6	67.3	94.7	99.7	100.0	96.1	99.6	99.0	100.0	76.4
Sieve-US Std. 0.375-inch (9.5 mm)	SIEVE0.375IN	%			97.8	98.7	75.7	98.5	87.8	96.5	97.9	100.0	100.0	96.8	100.0	99.8	100.0	96.7
Sieve-US Std. 0.75-inch (19 mm)	SIEVE0.75IN	%			100.0	100.0	100.0	100.0	100.0	100.0	100.0	100.0	100.0	100.0	100.0	100.0	100.0	100.0
Sieve-US Std. 1.5-inch (37.5 mm)	SIEVE1.5IN	%			100.0	100.0	100.0	100.0	100.0	100.0	100.0	100.0	100.0	100.0	100.0	100.0	100.0	100.0
SIEVE-US std. 1-inch (25 mm)	SIEVE1INCH	%			100.0	100.0	100.0	100.0	100.0	100.0	100.0	100.0	100.0	100.0	100.0	100.0	100.0	100.0
SIEVE-US std. 2-inch (50 mm)	SIEVE2INCH	%			100.0	100.0	100.0	100.0	100.0	100.0	100.0	100.0	100.0	100.0	100.0	100.0	100.0	100.0
SILT	445	%			4.8	2.8	13.4	26.6	0	3.0	8.8	15.0	37.5	4.3	39.7	34.7	31.7	14.1
PCDD/F																			
1,2,3,4,6,7,8-HpCDD	35822-46-9	pg/g	480	500	19.9 JN	65.1 J	27.9 J	404 J	33.8	48.8	226	279	646	519	1050	1950	759	108
1,2,3,4,6,7,8-HpCDF	67562-39-4	pg/g	480	50	12.8 J	34.1 J	19.1 J	273 J	15.2 JN	23.6	104	189	350	139	552	785	385	56.4
1,2,3,4,7,8,9-HpCDF	55673-89-7	pg/g	480	50	< 0.319 U	1.09 JN	< 0.255 U	8.38 JN	< 0.688 U	1.25 JN	4.98	7.96	13.5	7.79	20.6 J	38.3 J	15	2.38 JN
1,2,3,4,7,8-HxCDD	39227-28-6	pg/g	48	1	< 0.562 U	< 0.527 U	< 0.341 U	7.09	< 1.32 U	< 0.963 U	2.98 J	4.35 J	8.05	4.55 J	11.7 J	29.8 J	7.61	2.1 J
1,2,3,4,7,8-HxCDF	70648-26-9	pg/g	48	5	1.69 JN	2.45 J	0.782 JN	18.2	1.36 JN	2.39 J	6.75	14.1	24.5	7.19	22.8 J	39 J	23.6	12.2
1,2,3,6,7,8-HxCDD	57653-85-7	pg/g	48	50	< 0.639 U	3.18 J	1.4 JN	19.4	3.13 J	2.97 J	11.4	13.4 JN	32.2	19.7	54.5 J	102 J	34.4	6.36
1,2,3,6,7,8-HxCDF	57117-44-9	pg/g	48	5	0.783 JN	1.38 JN	0.935 J	13.9	1.13 JN	1.73 J	4.27 J	9.5	14.4	6.09	13.8	21.8	14.1	5.72 JN
1,2,3,7,8,9-HxCDD	19408-74-3	pg/g	48	50	< 0.654 U	1.58 J	0.851 JN	15.5	< 1.29 U	1.57 J	6.66	9.14	18.8	10.1	27.1	44.9	21.9	3.21 JN
1,2,3,7,8,9-HxCDF	72918-21-9	pg/g	48	5	< 0.736 U	< 0.544 U	< 0.482 U	< 0.266 U	< 1.14 U	< 0.792 U	< 1.67 U	< 1.83 U	< 0.53 U	< 0.956 U	< 0.969 U	< 1 U	< 0.454 U	< 0.49 U
1,2,3,7,8-PeCDD	40321-76-4	pg/g	4.8	0.5	< 0.805 UJ	< 0.705 UJ	< 0.381 UJ	2.68 J	< 1.45 UJ	< 1.13 UJ	< 1.24 UJ	1.77 J	2.9 JN	< 0.783 UJ	6.67 JN	21.3 JN	2.92 J	< 1.16 UJ
1,2,3,7,8-PeCDF	57117-41-6	pg/g	160	10	< 0.503 U	< 0.583 U	< 0.435 U	2.66 J	< 1.51 U	< 0.964 U	< 1.08 U	2.68 JN	3.76 J	< 0.925 U	5.07	7.74	3.02 JN	21
2,3,4,6,7,8-HxCDF	60851-34-5	pg/g	48	5	0.885 JN	1.33 J	1.12 J	13.8	1.51 JN	1.43 JN	5.21	8.12	17.4	7.95	18.8	27	13	5.26 JN
2,3,4,7,8-PeCDF	57117-31-4	pg/g	16	1	1.81 J	2.38 J	1.52 J	10.6 J	< 1.42 U	2.63 JN	7.28 J	8.3 J	18.8 J	5.85 J	26.9 J	58 J	14.9 J	35.4 J
2,3,7,8-TCDD	1746-01-6	pg/g	4.8	0.5	< 1.83 UJ	< 1.97 UJ	< 1.92 UJ	< 1.93 UJ	< 1.90 UJ	< 1.91 UJ	< 1.98 UJ	< 1.98 UJ	< 1.98 UJ	< 1.96 UJ	1.53 J	3.55 JN	< 1.82 UJ	< 1.99 UJ
2,3,7,8-TCDF	51207-31-9	pg/g	48	10	< 0.653 U	< 0.403 U	< 0.325 U	3.7 JN	< 1.81 UJ	< 1.45 UJ	2.5 JN	2.92	6.53	1.58 JN	12 J	23 J	7.91	66.9
OCDD	3268-87-9	pg/g	16000	5000	128 JEB	448 JEB	205 JEB	2300 JEB	231 EB	327 EB	1350 EB	1960 EB	4120	3900	8900 J	19000 J	5140	689
OCDF	39001-02-0	pg/g	16000	5000	18.1 J	43.1 J	23.6 J	252 J	22.1 J	28.9 J	146 J	247 J	423	248	645	1010	470	59.4
Total HpCDD	RA_Total_HpCDD	pg/g			39.8	122.1	56.8	751	62	89.2	408	527	1185	899	2060	3730	1402	191.4
Total HpCDF	RA_Total_HpCDF	pg/g			25.5	66.89	34.7	454.38	30.3	47.75	222.98	361.91	714.1	337.17	1305.82	2067.6	779	111.38
Total HxCDD	RA_Total_HxCDD	pg/g	100		6.17 U	19.21	11.611	146.99	13.66	17.67	75.97	100.02	226.73	99.31	350.76	565.3	236.12	43.58
Total HxCDF	RA_Total_HxCDF	pg/g			17.638	31.4	17.907	249.03	25.99	26.73	101.91	170.73	346.81	152.93	454.5	690.57	308.74	93.582
Total PeCDD	RA_Total_PeCDD	pg/g			< 0.805 U	< 0.705 U	< 0.381 U	16.83	< 1.45 U	< 1.13 U	8.33 U	10.83	35.244	< 0.783 U	37.52	69.7	24.03	4.14 U
Total PeCDF	RA_Total_PeCDF	pg/g			9.13	17.1	8.77	114.94	15.79 U	19.44	63.66	102.55	175.31	57.97	215.15	384.52	137.6	259.29
Total TCDD	RA_Total_TCDD	pg/g			< 1.83 U	< 1.97 U	< 1.92 U	1.69 U	< 1.90 U	< 1.91 U	< 1.98 U	< 1.98 U	5.3 U	< 1.96 U	9.11	26.49	2.74 U	2.06 U
Total TCDF	RA_Total_TCDF	pg/g			< 0.653 U	8.664 U	< 0.325 U	76.84	2.53 U	2.33 U	49.62	71.27	126.8	41.98	196.9	477.88	140.149	497.76
Total PCDD/F TEQ (Bird)	RA-TEQ-B-DF	pg/g			2.30831	3.55191	2.14456	27.4075	0.64241	3.70459	13.7974	20.1648	41.5758	13.3892	64.7175	134.588	39.3365	107.97824
Total PCDD/F TEQ (Fish)	RA-TEQ-F-DF	pg/g			1.40331	2.21971	1.30797	20.255	0.64241	2.24829	8.524	14.2417	27.7148	10.1017	42.44	92.72	25.6745	26.32934
Total PCDD/F TEQ (Mammal)	RA-TEQ-M-DF	pg/g			1.24963	2.85623	1.50338	22.7182	1.27893	2.64127	9.9596	15.9151	32.2987	15.3733	51.5816	104.9682	33.0056	23.31732
PCB Congeners																			
PCB-001	2051-60-7	ng/g	230	14	0.892 J	17.2 J	1.91 J	62.7 J	15.1 J	6.33 J	134 J	40.7 J	59.8 J	12.2 J	10.9 J	26 J	137 J	38.9 J
PCB-002	2051-61-8	ng/g	230	14	< 0.0441 U	< 0.0475 U	< 0.0463 U	0.867	< 0.0458 U	0.216	1.58	0.454	1.08 J	< 0.0473 UJ	3.06 J	6.35 J	2.01 J	0.395 J
PCB-003	2051-62-9	ng/g	230	14	< 0.0454 UJ	4.97 J	0.631 J	27.2 J	3.48 J	11.8 J	42.1 J	16.8 J	26.3 J	7.44 J	8.8 J	16.2 J	46.8 J	11.6 J
PCB-004/010	PCB-4/10	ng/g	230	14	3.12 J	30.3 J	11 J	131 J	19 J	9.87 J	356 J	110 J	183 J	27.7 J	87.3 J	150 J	357 J	71.6 J
PCB-005/008	PCB-5/8	ng/g	230	14	2.35 J	25.9 J	5.34 J	136 J	16.6 J	24.6 J	189 J	98.9 J	145 J	31.7 J	207 J	324 J	203 J	84 J
PCB-006	25569-80-6	ng/g	230	14	0.756 J	4.42 J	0.972 J	22.5 J	3.18 J	3.19 J	36.4 J	17.1 J	46.7 J	5.29 J	265 J	434 J	41.4 J	15.9 J
PCB-007/009	PCB-7/9	ng/g	230	14	< 0.0801 UJ	0.821 J	< 0.0842 UJ	3.76 J	0.609	0.68	7.38	2.63	6.1 J	1.2 J	12 J	21.4 J	7.59 J	2.97 J
PCB-011	2050-67-1	ng/g	230	14	< 0.0417 UJ	0.77 J	0.279 J	4.4 J	0.587 J	1.07 J	5.69	3	6.99 J	1.18 J	13.4 J	23.4 J	7.42 J	3.09 J
PCB-012/013	PCB-12/13	ng/g	230	14	< 0.104 UJ	1.82 J	0.446 J	13 J	1.68 J	3.02 J	17.8	9.03	27 J	3.92 J	47.4 J	90.8 J	23.7 J	10.1 J
PCB-014	34883-41-5	ng/g	230	14	< 0.0408 U	< 0.0439 U	< 0.0429 U	< 0.043 U	< 0.0424 U	< 0.0425 U	< 0.0441 U	< 0.0441 U	< 0.0442 U	< 0.0438 U	< 0.0435 U	< 0.0426 U	< 0.0407 U	< 0.0444 U
PCB-015	2050-68-2	ng/g	230	14	3.47 J	17.3 J	7.41 J	117 J	15.9 J	29.8 J	116 J	72.1 J	159 J	34.9 J	88.4 J	172 J	131 J	64.4 J
PCB-016/032	PCB-16/32	ng/g	230	14	2.35 J	13.5 J	7.77 J	87.7 J	12.8 J	9.24 J	149 J	66.9 J	166 J	29.6 J	421 J	920 J	201 J	52.9 J

Table 28
Phase 2 Reach Sediment Analytical Results
Phase 2 Data Evaluation Summary Memorandum
Lower Neponset River
Boston and Milton, Massachusetts

					Location	24A-0027	24A-0028	24A-0029	24A-0030	24A-0031	24A-0031	24A-0032	24A-0033	24A-0034	24A-0035	24A-0036	24A-0036	24A-0037	24A-0038
					Sample Name	24A-0027-AS	24A-0028-AS	24A-0029-AS	24A-0030-AS	24A-0031-AS	24A-0031-AD	24A-0032-AS	24A-0033-AS	24A-0034-AS	24A-0035-AS	24A-0036-AS	24A-0036-AD	24A-0037-AS	24A-0038-AS
					Sample Date	10/25/2024	10/25/2024	10/24/2024	10/24/2024	10/24/2024	10/24/2024	10/24/2024	10/24/2024	10/24/2024	10/24/2024	10/24/2024	10/24/2024	10/24/2024	10/24/2024
					Sample Type	N	N	N	N	N	FD	N	N	N	N	N	FD	N	N
					Depth Interval	0 - 0.5 ft	0 - 0.5 ft	0 - 0.5 ft	0 - 0.5 ft	0 - 0.5 ft	0 - 0.5 ft	0 - 0.5 ft	0 - 0.5 ft	0 - 0.5 ft	0 - 0.5 ft	0 - 0.5 ft	0 - 0.5 ft	0 - 0.5 ft	0 - 0.5 ft
Analyte	Cas No.	Units	Human Health PAL	Ecological PAL														
PCB-017	37680-66-3	ng/g	230	14	1.29 J	8.7 J	3.93 J	57.2 J	7.23 J	6.25 J	98.1 J	45.2 J	101 J	17.1 J	294 J	628 J	130 J	35.3 J
PCB-018	37680-65-2	ng/g	230	14	1.02 JEB	5.38 JEB	2.16 JEB	33.9 JEB	5.96 JEB	3.33 JEB	53.5 JEB	28.1 JEB	71.5 J	11.3 J	578 J	1300 J	60.9 J	21.5 J
PCB-019	38444-73-4	ng/g	230	14	0.926	5.89	4.17	41.8 J	5.4	3.36	82.8 J	32	63.9 J	11.4 J	59.5 J	102 J	141 J	24.2 J
PCB-020/021/033	PCB-20/21/33	ng/g	230	14	0.398 J	1.35 J	0.8 J	11.7 J	1.09 J	0.987 J	13 J	10.8 J	22.2	6.4	139 J	341 J	15	6.64
PCB-022	38444-85-8	ng/g	230	14	0.307 J	2.23 J	0.782 J	14.1 J	2.08 J	1.64 J	16.7 J	10.5 J	38.7 J	7.22 J	192 J	502 J	19.6 J	9.03 J
PCB-023/034	PCB-23/34	ng/g	230	14	< 0.0761 U	< 0.0819 U	< 0.08 U	1.49	< 0.079 U	0.17 J	2.62	0.998	2.91 J	0.476 J	12.2 J	30.7 J	4.34 J	0.904 J
PCB-024/027	PCB-24/27	ng/g	230	14	0.558 J	3.7 J	2.04 J	24.4 J	3.14	2.33	41.5 J	19.1	41.8 J	7.26 J	38.5 J	74 J	81.2 J	13.8 J
PCB-025	55712-37-3	ng/g	230	14	0.619 J	4.16 J	1.88 J	28.3 J	4.8 J	4.11 J	47.3 J	22.9 J	71.5 J	9.84 J	466 J	1170 J	62.6 J	21.1 J
PCB-026	38444-81-4	ng/g	230	14	1.05 JEB	6.35 JEB	2.73 JEB	39.7 JEB	6.86 JEB	5.46 JEB	64.5 JEB	33.9 JEB	95.9 J	14.3 J	651 J	1620 J	94.8 J	29.7 J
PCB-028	7012-37-5	ng/g	230	14	2.71 JEB	15.3 JEB	6.18 JEB	85.7 JEB	14.9 JEB	11.7 JEB	92.6 JEB	64.6 JEB	240 J	44.1 J	861 J	2070 J	127 J	74.5 J
PCB-029	15862-07-4	ng/g	230	14	< 0.0534 U	< 0.0575 U	< 0.0561 U	< 0.0563 U	< 0.0555 U	< 0.0557 U	< 0.0577 U	< 0.0577 U	< 0.0578 U	< 0.0574 U	< 0.0569 U	< 0.0557 U	< 0.0533 U	< 0.0581 U
PCB-030	35693-92-6	ng/g	230	14	< 0.0532 U	< 0.0573 U	< 0.0559 U	< 0.0561 U	< 0.0553 U	< 0.0555 U	< 0.0575 U	< 0.0575 U	< 0.0576 U	< 0.0572 U	< 0.0567 UJ	0.547 J	< 0.0531 U	< 0.0579 U
PCB-031	16606-02-3	ng/g	230	14	1.98 J	12.2 J	4.73 J	77.9 J	12.2 J	10.9 J	113 J	62.3 J	160 J	32.9 J	931 J	2310 J	167 J	55.4 J
PCB-035	37680-69-6	ng/g	230	14	< 0.0499 U	< 0.0538 U	< 0.0525 U	1.05 J+	< 0.0519 U	< 0.0521 U	< 0.0539 U	< 0.0539 U	1.74 J	0.385 J	3.42 J	8.12 J	0.876 J	< 0.0544 UJ
PCB-036	38444-87-0	ng/g	230	14	< 0.0395 U	< 0.0425 U	< 0.0415 U	< 0.0417 U	< 0.041 U	< 0.0412 U	< 0.0427 U	< 0.0427 U	< 0.0428 U	< 0.0424 U	< 0.0421 U	< 0.0412 U	< 0.0394 U	< 0.043 U
PCB-037	38444-90-5	ng/g	230	14	0.736 J	3.37 J	1.68 J	17 J	3.16 J	2.53 J	17.4 J	12.6 J	46.8 J	11.8	80.8 J	198 J	25.1	15
PCB-038	53555-66-1	ng/g	230	14	< 0.0593 U	< 0.0638 U	< 0.0623 U	< 0.0625 U	< 0.0615 U	< 0.0618 U	< 0.064 U	< 0.064 U	< 0.0642 U	< 0.0636 U	< 0.0631 U	< 0.0619 U	< 0.0592 U	< 0.0645 U
PCB-039	38444-88-1	ng/g	230	14	< 0.0382 U	< 0.0412 U	< 0.0402 U	< 0.0403 U	< 0.0397 U	< 0.0399 U	< 0.0413 U	< 0.0413 U	< 0.0414 U	< 0.0411 U	2.35 J	5.57 J	1.36	< 0.0416 U
PCB-040	38444-93-8	ng/g	230	14	< 0.0459 UJ	0.925 J	0.361 J	3.84 J	0.762 J	0.503 J	5.13 J	3.87 J	15.6	4.21	116 J	303 J	8.2	4.67
PCB-041/064	PCB-41/64	ng/g	230	14	1.3 J	4.44 J	2.11 J	16.7 J	4.15 J	2.67 J	20.6 J	16.7 J	66.1 J	18	333 J	922 J	41.7 J	21.7
PCB-042	36559-22-5	ng/g	230	14	1.07 J	3.11 J	1.51 J	15.3 J	3.61 J	2.2 J	21.5 J	14.4 J	52.6 J	12.5 J	262 J	677 J	32.9 J	15.2 J
PCB-043/049	PCB-43/49	ng/g	230	14	4.07 JEB	15.6 JEB	7.56 JEB	69.9 JEB	16.7 JEB	10.6 JEB	98.9 JEB	65.5 JEB	206 J	45.6 J	780 J	1970 J	179 J	64 J
PCB-044	41464-39-5	ng/g	230	14	2 JEB	5.45 JEB	2.68 JEB	27.6 JEB	6.68 JEB	3.91 JEB	34.8 JEB	26.4 JEB	109 J	26 J	740 J	1900 J	62.4 J	47 J
PCB-045	70362-45-7	ng/g	230	14	0.414 J	1 J	0.548 J	5.2 J	1.17 J	0.657 J	5.63 J	4.7 J	19.4	4.46	110 J	282 J	11.5	4.13
PCB-046	41464-47-5	ng/g	230	14	< 0.0439 UJ	0.484 J	0.293 J	2.55 J	0.756 J	0.371 J	4.07	2.54	8.7 J	1.95 J	48.3 J	115 J	6.25 J	2.25 J
PCB-047/048/075	PCB-47/48/75	ng/g	230	14	3.05 J	15.4 J	7.02 J	65.9 J	13.5 J	9.65 J	94.8 J	56.4 J	156 J	37.3 J	347 J	826 J	168 J	43.1 J
PCB-050	62796-65-0	ng/g	230	14	< 0.0523 U	< 0.0563 U	0.139 J	0.798	0.148 J	< 0.0545 U	1.19	0.619	1.55 J	0.456 J	3.26 J	7.13 J	2.14 J	0.355 J
PCB-051	68194-04-7	ng/g	230	14	0.356 J	1.77 J	1.12 J	12.1 J	2.27 J	1.53 J	20.6 J	9.75 J	24.6 J	5.16 J	46.6 J	104 J	32 J	6.54 J
PCB-052/073	PCB-52/73	ng/g	230	14	3.75 JEB	11.6 JEB	5.88 JEB	55.6 JEB	15.1 JEB	8.29 JEB	73.8 JEB	53.1 JEB	183 J	40.8 J	848 J	2220 J	142 J	91.5 J
PCB-053	41464-41-9	ng/g	230	14	0.848 J	2.87 J	1.87 J	18.9 J	4.2 J	2.42 J	29 J	17.4 J	48.1 J	9.26 J	131 J	296 J	62.7 J	12.2 J
PCB-054	15968-05-5	ng/g	230	14	< 0.0439 UJ	0.229 J	0.209 J	1.54 J	0.258	0.186 J	3.02	1.26	2.44	0.602	2.72 J	4.96 J	4.97	0.69
PCB-055	74338-24-2	ng/g	230	14	< 0.0728 U	< 0.0784 U	< 0.0765 U	< 0.0768 U	< 0.0756 U	< 0.0759 U	< 0.0786 U	0.321	1.31	0.744	2.58 J	10.2 J	0.532	0.588
PCB-056/060	PCB-56/60	ng/g	230	14	0.9 J	3.09 J	1.7 J	17.1 J	2.93 J	2.29 J	14.7 J	12.6 J	52.2 J	21.9	72.9 J	290 J	23.2	17.6
PCB-057	70424-67-8	ng/g	230	14	< 0.0388 U	< 0.0417 U	< 0.0407 U	1.17	< 0.0403 U	< 0.0404 U	1.19	0.922	2.52	0.692	11.9 J	29 J	3.4	0.678
PCB-058	41464-49-7	ng/g	230	14	< 0.049 U	< 0.0528 U	< 0.0515 U	< 0.0517 U	< 0.0509 U	< 0.0511 U	< 0.0529 U	< 0.053 U	< 0.0531 U	< 0.0526 U	1.71 J	3.99 J	< 0.0489 U	< 0.0534 U
PCB-059	74472-33-6	ng/g	230	14	0.199 J	0.514 J	0.291 J	2.31 J	0.619 J	0.361 J	1.96 J	2.09 J	9.38	2.61	42.1 J	113 J	5.94	2.59
PCB-061/074	PCB-61/74	ng/g	230	14	0.626 J	4.08 J	2 J	21.2 J	3.88 J	3.15 J	21.4 J	16.6 J	62.4 J	17.6	173 J	499 J	32.1	24.7
PCB-062	54230-22-7	ng/g	230	14	< 0.0443 U	< 0.0477 U	< 0.0465 U	< 0.0467 U	< 0.046 U	< 0.0461 U	< 0.0478 U	< 0.0478 U	< 0.0479 U	< 0.0475 U	< 0.0472 U	< 0.0462 U	< 0.0442 U	< 0.0482 U
PCB-063	74472-34-7	ng/g	230	14	< 0.0357 UJ	0.851 J	0.39 J	4.86 J	0.742 J	0.688 J	5.97 J	3.68 J	10.6	2.64	34.4 J	93.4 J	13.3	3.45
PCB-065	33284-54-7	ng/g	230	14	< 0.0618 U	< 0.0666 U	< 0.065 U	< 0.0652 U	< 0.0642 U	< 0.0645 U	< 0.0668 U	< 0.0668 U	< 0.0669 U	< 0.0664 U	< 0.0659 U	< 0.0645 U	< 0.0617 U	< 0.0673 U
PCB-066/080	PCB-66/80	ng/g	230	14	2.15 JEB	8.89 JEB	4.22 JEB	35.8 JEB	7.8 JEB	5.73 JEB	32.7 JEB	28.4 JEB	107 J	34.4	223 J	652 J	54.9 J	38.5
PCB-067	73575-53-8	ng/g	230	14	< 0.0562 U	0.276	< 0.059 U	1.49	0.3 J	0.203 J	1.54 J	1 J	4.53	1.63	15.4 J	37.5 J	2.55	1.79
PCB-068	73575-52-7	ng/g	230	14	< 0.0655 UJ	0.847 J	0.345 J	1.82 J	0.319	0.429	1.67	1.45	2.48 J	0.723 J	6.8 J	21.6 J	4.98 J	0.754 J
PCB-069	60233-24-1	ng/g	230	14	< 0.049 U	< 0.0528 U	< 0.0515 U	< 0.0517 U	< 0.0509 U	< 0.0511 U	< 0.0529 U	< 0.053 U	< 0.0531 U	< 0.0526 U	< 0.0522 U	< 0.0512 U	1.01	< 0.0534 U
PCB-070	32598-11-1	ng/g	230	14	1.98 J	6.4 J	3.59 J	31.2 J	6.04 J	4.26 J	28.1 J	23.6 J	98.3 J	31.8	190 J	569 J	48.3 J	64.4 J
PCB-071	41464-46-4	ng/g	230	14	0.959 J	4.02 J	2.1 J	19.9 J	4.5 J	2.66 J	27 J	15.9 J	47.8 J	12.8	224 J	557 J	45.2 J	15.4
PCB-072	41464-42-0	ng/g	230	14	< 0.0507 UJ	0.506 J	0.247 J	1.6 J	0.329	0.339	2.31	1.59	3.71 J	0.832 J	8.72 J	23.4 J	4.83 J	1.15 J
PCB-076	70362-48-0	ng/g	230	14	< 0.0724 U	< 0.078 U	< 0.0761 U	< 0.0764 U	< 0.0752 U	< 0.0755 U	< 0.0782 U	< 0.0782 U	< 0.0784 U	< 0.0778 U	< 0.0772 U	< 0.0756 U	< 0.0723 U	< 0.0789 U
PCB-077	32598-13-3	ng/g	38	14	< 0.0364 UJ	1.47 J	0.616 J	6.55 J	1.31 J	1.06 J	5.65 J	4.73 J	17.3 J+	5.03 J+	29.2 J	83.9 J	7.71 J+	7.21 J+
PCB-078	70362-49-1	ng/g	230	14	< 0.0754 U	< 0.0811 U	< 0.0792 U	< 0.0795 U	< 0.0783 U	< 0.0786 U	< 0.0814 U	< 0.0814 U	< 0.0816 U	< 0.0809 U	< 0.0803 U	< 0.0787 U	< 0.0752 U	< 0.082 U
PCB-079	41464-48-6	ng/g	230	14	< 0.0423 U	< 0.0455 U	< 0.0444 U	< 0.0446 U	< 0.0439 U	< 0.0441 U	< 0.0456 U	< 0.0456 U	< 0.0458 U	< 0.0454 U	< 0.045 U	< 0.0441 U	< 0.0422 U	< 0.046 U
PCB-081	70362-50-4	ng/g	12	14	< 0.067 U	< 0.0721 U	< 0.0703 U	< 0.0706 U	< 0.0695 U	< 0.0698 U	< 0.0723 U	< 0.0723 U	1.38 J	0.4 J	< 0.0713 UJ	10.8 J	0.698 J	< 0.0729 UJ
PCB-082	52663-62-4	ng/g	230	14	< 0.0712 U	0.733	0.581	2.84	0.616 J	0.66 J	2.62 J	2.71 J	8.89	2.25	29.8 J	98.5 J	4.84	9.66
PCB-083/109	PCB-83/109	ng/g	230	14	< 0.163 UJ	< 0.176 UJ	0.357 J	2.01 J	0.489	0.428	1.81	1.67	5.32	1.12	19 J	50.3 J	4.25	4.76
PCB-084	52663-60-2	ng/g	230	14	0.537 J	1.6 J	0.977 J	6.49 J	1.51 J	1.06 J	6.58 J	5.63 J	20.2	4.73	89.4 J	246 J	14	21.6
PCB-085/120	PCB-85/120	ng/g	230	14	0.646	1.75	1.19	6.71	1.53 J	2.14 J	6.05 J	5.82 J	19.5	4.42	< 0.112 UJ	165 J	< 0.105 U	18.6
PCB-086/097	PCB-86/97	ng/g	230	14	0.666 J	1.74 J	1.15 J	7.35 J	1.46 J	2.01 J	6.6 J	6.24 J	21.7	5.24	55.1 J	174 J	12.9	30.6
PCB-087/115/116	PCB-87/115/116	ng/g	230	14	1.03	3.26	2.07	12.6	2.59 J	3.37 J	11.4 J	10.2 J	34.2	7.93	82.6 J	257 J	22.5	52.3 J
PCB-088/121	PCB-88/121	ng/g	230	14	< 0.146 U	< 0.157 U	< 0.153 U	< 0.154 U	< 0.152 U	< 0.152 U	< 0.158 U	< 0.158 U	< 0.158 UJ	< 0.157 UJ	< 0.156 UJ	2.77 J	< 0.146 UJ	< 0.159 UJ
PCB-089/090/101	PCB-89/90/101	ng/g	230	14	1.98 J	5.82 J	3.37 J	24 J	4.98 J	6.46 J	21.6 J	19.8 J	66.4 J	14.5	143 J	431 J	47.9 J	107 J
PCB-091	68194-05-8	ng/g	230	14	0.734	2.45	1.32	8.71	1.79 J	1.55 J	9.21 J	7.17 J	21.8	4.66	65.8 J	177 J	19.4	14
PCB-092	52663-61-3	ng/g	230	14	0.595 J	1.93 J	0.918 J	7.22 J	1.48 J	1.7 J	7.67 J	6.15 J	17.3	3.99	46 J	117 J	17.7	17
PCB-093/095	PCB-93/95	ng/g	230	14	1.51 J	4.02 J	2.43 J	18.5 J	4.09 J	2.88 J	17 J	16 J	57 J	11.8	209 J	570 J	41.1 J	70.9 J
PCB-094	73575-55-0	ng/g	230	14	< 0.0435 U	< 0.0469 U	< 0.0457 U	1.02	< 0.0452 U	< 0.0454 U	1.37	0.889	1.88	0.636	3.92 J	9.56 J	3.1	0.769
PCB-096	73575-54-9	ng/g	230	14	< 0.056 U	< 0.0603 U	< 0.0588 U	0.511	< 0.0581 U	< 0.0584 U	0.669	0.469	1.62	0.382	7.04 J	19.7 J	1.52	0.715
PCB-098/102	PCB-98/102	ng/g	230	14	< 0.0918 UJ	0.617 J	0.374 J	2.71 J	0.601	0.453	3.1	2.31	6.4 J	1.49 J	23.6 J	60.6 J	5.81 J	3.37 J
PCB-099	38380-01-7	ng/g	230	14	1.23 J	4.54 J	2.16 J	16 J	3.3 J	5.65 J	13.9 J	12.9 J	42.7 J	9.66	89.3 J	269 J	28.5	45 J
PCB-100	39485-83-1	ng/g	230	14	< 0.0534 U	0.551	< 0.0561 U	1.18	< 0.0555 U	0.371	1.83	0.866	2.06 J	0.55 J	1.94 J	4.71 J	2.81 J	0.814 J
PCB-103	60145-21-3	ng/g	230	14	< 0.054 U	< 0.0581 U	< 0.0567 U	0.873	< 0.056 U	0.219	1.09	0.707	1.85	0.594	3.43 J	8.06 J	2.3	0.899
PCB-104	56558-16-8	ng/g	230	14	< 0.0413 U	< 0.0445 U	< 0.0434 U	< 0.0436 U	< 0.0429 U	< 0.0431 U	< 0.0447 U	< 0.0447 U	< 0.0448 U	< 0.0444 U	< 0.044 U	0.242	< 0.0413 U	< 0.045 U

Table 28
Phase 2 Reach Sediment Analytical Results
Phase 2 Data Evaluation Summary Memorandum
Lower Neponset River
Boston and Milton, Massachusetts

					Location	24A-0027	24A-0028	24A-0029	24A-0030	24A-0031	24A-0031	24A-0032	24A-0033	24A-0034	24A-0035	24A-0036	24A-0036	24A-0037	24A-0038
					Sample Name	24A-0027-AS	24A-0028-AS	24A-0029-AS	24A-0030-AS	24A-0031-AS	24A-0031-AD	24A-0032-AS	24A-0033-AS	24A-0034-AS	24A-0035-AS	24A-0036-AS	24A-0036-AD	24A-0037-AS	24A-0038-AS
					Sample Date	10/25/2024	10/25/2024	10/24/2024	10/24/2024	10/24/2024	10/24/2024	10/24/2024	10/24/2024	10/24/2024	10/24/2024	10/24/2024	10/24/2024	10/24/2024	10/24/2024
					Sample Type	N	N	N	N	N	FD	N	N	N	N	N	FD	N	N
					Depth Interval	0 - 0.5 ft	0 - 0.5 ft	0 - 0.5 ft	0 - 0.5 ft	0 - 0.5 ft	0 - 0.5 ft	0 - 0.5 ft	0 - 0.5 ft	0 - 0.5 ft	0 - 0.5 ft	0 - 0.5 ft	0 - 0.5 ft	0 - 0.5 ft	0 - 0.5 ft
Analyte	Cas No.	Units	Human Health PAL	Ecological PAL															
PCB-105/127	PCB-105/127	ng/g	120	14	0.512 J	2.42 J	1.39 J	10.5 J	2.06 J	5.09 J	7.7 J	8.53 J	< 0.0703 UJ	< 0.0697 UJ	< 0.0692 UJ	< 0.0678 UJ	< 0.0648 UJ	< 0.0707 UJ
PCB-106/118	PCB-106/118	ng/g	120	14	1.54 J	6.35 J	3.3 J	24.9 J	4.69 J	12.3 J	17.9 J	19.3 J	63.3 J	14.7	121 J	409 J	40.9 J	100 J
PCB-107/108	PCB-107/108	ng/g	230	14	< 0.117 UJ	0.677 J	0.312 J	2.35 J	0.519 J	1.26 J	1.82 J	2.05 J	5.81	1.36	11.2 J	36.7 J	4.41	8.33
PCB-110	38380-03-9	ng/g	230	14	2.7 JEB	9.14 JEB	4.85 JEB	34.2 JEB	7.64 JEB	7.4 JEB	29.9 JEB	29 JEB	93.7 J	21.2	304 J	849 J	73.9 J	124 J
PCB-111/117	PCB-111/117	ng/g	230	14	< 0.263 U	< 0.284 U	< 0.277 U	< 0.278 U	< 0.274 U	< 0.275 U	< 0.285 U	< 0.285 U	< 0.285 U	< 0.283 U	< 0.281 U	< 0.275 U	< 0.263 U	< 0.287 U
PCB-112	74472-36-9	ng/g	230	14	< 0.0532 U	< 0.0573 U	< 0.0559 U	< 0.0561 U	< 0.0553 U	< 0.0555 U	< 0.0575 U	< 0.0575 U	< 0.0572 U	0.583	< 0.0572 U	1.38 J	3.19 J	0.571	0.341
PCB-113	68194-10-5	ng/g	230	14	< 0.0441 U	< 0.0475 U	< 0.0463 U	< 0.0465 U	< 0.0458 U	< 0.046 U	< 0.0476 U	< 0.0476 U	< 0.0477 U	< 0.0473 U	2.08 J	4.43 J	< 0.044 U	< 0.048 U
PCB-114	74472-37-0	ng/g	120	14	< 0.0686 U	< 0.0738 U	< 0.0721 U	0.858	< 0.0712 UJ	0.603 J	0.686	0.685	2.27	0.613	4.49 J	15.9 J	1.06	1.96
PCB-119	56558-17-9	ng/g	230	14	< 0.0529 UJ	0.701 J	0.239 J	1.99 J	0.414	0.587	2.27	1.68	4.13	0.969	10.1 J	25.2 J	4.44	2.41
PCB-122	76842-07-4	ng/g	230	14	< 0.0757 U	< 0.0815 U	< 0.0796 U	< 0.0798 U	< 0.0786 U	< 0.0789 U	< 0.0818 U	< 0.0818 U	1.12 J	< 0.0813 UJ	1.6 J	7.2 J	0.628 J	1.09 J
PCB-123	65510-44-3	ng/g	120	14	< 0.0587 U	< 0.0632 U	< 0.0617 U	0.933 J+	< 0.061 UJ	0.561 J	0.82 J+	0.885 J+	1.99 J+	0.733 J+	4.11 J	13.2 J	1.55 J+	2.8 J+
PCB-124	70424-70-3	ng/g	230	14	< 0.0329 U	< 0.0354 U	< 0.0346 U	0.839	< 0.0342 UJ	0.517 J	0.639	0.684	2.18 J	0.621 J	3.74 J	12.6 J	1.39 J	4.09 J
PCB-125	74472-39-2	ng/g	230	14	< 0.0402 U	< 0.0433 U	< 0.0423 U	< 0.0424 U	< 0.0418 U	< 0.042 U	< 0.0435 U	< 0.0435 U	0.502 J	< 0.0432 UJ	< 0.0429 UJ	2.35 J	0.608 J	< 0.0438 UJ
PCB-126	57465-28-8	ng/g	0.036	14	< 0.0472 U	< 0.0508 U	< 0.0496 U	< 0.0498 U	< 0.049 U	< 0.0492 U	< 0.051 U	< 0.051 U	< 0.0511 U	< 0.0507 U	< 0.0503 UJ	3.47 J	< 0.0471 U	0.852 J+
PCB-128	38380-07-3	ng/g	230	14	0.309 J	1.09 J	0.685 J	4.17 J	0.832 J	1.88 J	2.86 J	3.55 J	9.05 J	2.07 J	11.4 J	33.3 J	8.11 J	17.9 J
PCB-129	55215-18-4	ng/g	230	14	< 0.09 U	< 0.0969 U	< 0.0946 U	1.05	< 0.0934 UJ	0.516 J	0.516	0.886	2.32 J	0.502 J	2.6 J	7.41 J	1.64 J	4.26 J
PCB-130	52663-66-8	ng/g	230	14	< 0.0889 U	0.374	< 0.0934 U	1.51	0.417	0.79	1.26	1.3	3.53 J	0.738 J	4.94 J	14.1 J	3.19 J	6.14 J
PCB-131/142	PCB-131/142	ng/g	230	14	< 0.0199 U	< 0.0215 U	< 0.0209 U	0.315	< 0.0207 U	0.185 J	< 0.0215 U	0.316	0.924 J	< 0.0214 UJ	0.984 J	3.32 J	0.612 J	1.48 J
PCB-132/168	PCB-132/168	ng/g	230	14	0.463 J	1.42 J	1 J	6.23 J	1.21 J	2.1 J	5.09 J	5.12 J	15.2 J	2.96 J	25.7 J	72.6 J	13.5 J	28.8 J
PCB-133	35694-04-3	ng/g	230	14	< 0.0953 U	< 0.103 U	< 0.1 U	0.455	< 0.099 U	0.161 J	0.593	0.444	1.08 J	0.275 J	1.94 J	3.95 J	1.47 J	1.2 J
PCB-134	52704-70-8	ng/g	230	14	< 0.127 U	0.315	0.176 J	1.12	< 0.131 U	0.333	0.777	0.844	2.57 J	0.552 J	3.95 J	10.8 J	2.28 J	3.94 J
PCB-135/144	PCB-135/144	ng/g	230	14	0.228	0.753	0.477	2.93	0.49 J	1.04 J	2.38 J	2.37 J	6.93 J	1.56 J	12.2 J	33.7 J	6.74 J	10.6 J
PCB-136	38411-22-2	ng/g	230	14	0.179 J	0.559	0.3	2.09	0.399	0.501	1.65	1.75	5.17 J	1.1 J	9.78 J	27 J	4.95 J	7.74 J
PCB-137	35694-06-5	ng/g	230	14	< 0.121 U	0.356	0.169 J	1.73	0.342 J	0.827 J	1.11	1.09	3.29 J	0.602 J	3.54 J	10.9 J	2.56 J	5.62 J
PCB-138/163/164	PCB-138/163/164	ng/g	230	14	1.75 J	5.71 J	3.05 J	19.8 J	3.75 J	9.76 J	15.9 J	17.3 J	53.1 J	11.3 J	60.8 J	176 J	43.3 J	100 J
PCB-139/149	PCB-139/149	ng/g	230	14	0.899 J	3.33 J	1.88 J	12.4 J	2.44 J	4.56 J	9.65 J	10.3 J	30.8 J	6.39 J	50.5 J	139 J	28.3 J	50 J
PCB-140	59291-64-4	ng/g	230	14	< 0.0585 U	< 0.063 U	< 0.0615 U	< 0.0617 U	< 0.0608 U	< 0.061 U	< 0.0632 U	< 0.0632 U	0.287	< 0.0629 U	0.961 J	1.69 J	< 0.0584 U	0.479
PCB-141	52712-04-6	ng/g	230	14	< 0.11 UJ	0.677 J	0.385 J	2.72 J	0.665 J	1.68 J	1.99 J	2.5 J	6.84 J	1.36 J	8.3 J	26.3 J	5.14 J	11.5 J
PCB-143	68194-15-0	ng/g	230	14	< 0.0589 U	< 0.0634 U	< 0.0619 U	< 0.0621 U	< 0.0612 U	< 0.0614 U	< 0.0636 U	< 0.0636 U	< 0.0638 U	< 0.0632 U	0.368 J	0.76 J	< 0.0588 U	< 0.0641 U
PCB-145	74472-40-5	ng/g	230	14	< 0.0735 U	< 0.0792 U	< 0.0773 U	< 0.0775 U	< 0.0764 U	< 0.0767 U	< 0.0794 U	< 0.0794 U	< 0.0796 U	< 0.079 U	< 0.0784 U	0.24	< 0.0734 U	< 0.0801 U
PCB-146	51908-16-8	ng/g	230	14	0.213 J	0.651 J	0.341 J	2.47 J	0.458 J	1.08 J	1.92 J	2.02 J	5.45	1.13	8.16 J	21.7 J	5.59	8.8
PCB-147	68194-13-8	ng/g	230	14	< 0.0712 U	0.462	0.236	1.28	0.253	0.418	1.42	1.1	2.41 J	0.684 J	2.17 J	4.85 J	3.27 J	2.17 J
PCB-148	74472-41-6	ng/g	230	14	< 0.0635 U	< 0.0683 U	< 0.0667 U	< 0.0669 U	< 0.0659 U	< 0.0662 U	< 0.0686 U	< 0.0686 U	< 0.0687 U	< 0.0682 U	< 0.0676 UJ	0.466 J	0.268	< 0.0691 U
PCB-150	68194-08-1	ng/g	230	14	< 0.0728 U	< 0.0784 U	< 0.0765 U	< 0.0768 U	< 0.0756 U	< 0.0759 U	< 0.0786 U	< 0.0786 U	0.197 J	< 0.0782 U	0.163 J	0.309	0.274	0.151 J
PCB-151	52663-63-5	ng/g	230	14	0.291 J	0.971 J	0.511 J	3.47 J	0.6 J	1.14 J	2.84 J	2.65 J	7.84 J	1.68 J	12.7 J	34.8 J	7.86 J	9.28 J
PCB-152	68194-09-2	ng/g	230	14	< 0.0805 U	< 0.0866 U	< 0.0846 U	< 0.0849 U	< 0.0836 U	< 0.0839 U	< 0.0869 U	< 0.0869 U	0.284 J	< 0.0864 UJ	0.294 J	0.568 J	0.36 J	0.157 J
PCB-153	35065-27-1	ng/g	230	14	1.19 J	3.35 J	1.83 J	13 J	2.45 J	6.62 J	9.69 J	10.8 J	31.2 J	6.74 J	40.1 J	111 J	28.3 J	58 J
PCB-154	60145-22-4	ng/g	230	14	< 0.0465 U	< 0.05 U	< 0.0488 U	0.576	< 0.0482 U	0.18 J	0.599	0.495	1.03	0.363	1.56 J	3.23 J	1.46	0.958
PCB-155	33979-03-2	ng/g	230	14	< 0.0391 U	< 0.0421 U	< 0.0411 U	< 0.0413 U	< 0.0406 U	< 0.0408 U	< 0.0423 U	< 0.0423 U	< 0.0424 U	< 0.042 U	< 0.0417 U	< 0.0409 U	< 0.0391 U	< 0.0426 U
PCB-156	38380-08-4	ng/g	120	14	0.262	0.514	0.38	2.19	0.318 J	1.53 J	1.67 J	1.9 J	4.85 J	1.04 J	5.63 J	16.5 J	3.8 J	7.22 J
PCB-157	69782-90-7	ng/g	120	14	< 0.0543 U	< 0.0585 U	< 0.0571 U	< 0.0573 U	< 0.0564 U	0.361 J+	0.558 J+	0.808 J+	1.75 J+	0.299 J+	1.57 J	4.75 J	1.14 J+	2.49 J+
PCB-158/160	PCB-158/160	ng/g	230	14	0.226 J	0.575 J	0.316 J	1.9 J	0.388 J	1.14 J	1.39	1.58	4.95 J	1.04 J	5.96 J	17.3 J	3.79 J	8.98 J
PCB-159	39635-35-3	ng/g	230	14	< 0.0646 U	< 0.0695 U	< 0.0678 U	< 0.0681 U	< 0.067 U	< 0.0673 U	< 0.0697 U	< 0.0698 U	< 0.0699 U	< 0.0693 U	0.617 J	1.11 J	< 0.0645 U	0.433
PCB-161	74472-43-8	ng/g	230	14	< 0.0609 U	< 0.0656 U	< 0.064 U	< 0.0642 U	< 0.0632 U	< 0.0635 U	< 0.0658 U	< 0.0658 U	< 0.066 U	< 0.0654 U	< 0.0649 U	< 0.0636 U	< 0.0608 U	< 0.0663 U
PCB-162	39635-34-2	ng/g	230	14	< 0.0624 U	< 0.0672 U	< 0.0655 U	< 0.0658 U	< 0.0648 U	< 0.065 U	< 0.0674 U	< 0.0674 U	< 0.0675 U	< 0.067 U	< 0.0665 UJ	0.907 J	< 0.0623 U	0.594
PCB-165	74472-46-1	ng/g	230	14	< 0.0873 U	< 0.0939 U	< 0.0917 U	< 0.092 U	< 0.0906 U	< 0.091 U	< 0.0942 U	< 0.0943 U	< 0.0945 U	< 0.0937 U	< 0.093 UJ	0.515 J	< 0.0871 U	< 0.095 U
PCB-166	41411-63-6	ng/g	230	14	< 0.0781 U	< 0.0841 U	< 0.0821 U	< 0.0824 U	< 0.0811 U	< 0.0814 U	< 0.0844 U	< 0.0844 U	< 0.0846 UJ	< 0.0839 UJ	< 0.0832 UJ	0.918 J	< 0.078 UJ	0.235 J
PCB-167	52663-72-6	ng/g	120	14	< 0.0534 U	0.269 J+	< 0.0561 U	1.02 J+	0.239 J+	0.516 J+	0.711 J+	0.699 J+	2.62 J	0.514 J	2.24 J	6.71 J	1.9 J	4.3 J
PCB-169	32774-16-6	ng/g	0.12	14	< 0.0472 U	< 0.0508 U	< 0.0496 U	< 0.0498 U	< 0.049 U	< 0.0492 U	< 0.051 U	< 0.051 U	< 0.0511 U	< 0.0507 U	< 0.0503 U	< 0.0493 U	< 0.0471 U	< 0.0514 U
PCB-170/190	PCB-170/190	ng/g	230	14	1	1.41	0.795	4.07	0.708 J	3.15 J	3.66 J	3.61 J	9	2.4	14.1 J	35.7 J	8.48	6.61
PCB-171	52663-71-5	ng/g	230	14	0.241 J	0.348 J	0.161 J	0.995 J	0.298	0.671	1.02	0.767	2.38 J	0.655 J	3.83 J	9.42 J	2.23 J	2.46 J
PCB-172/192	PCB-172/192	ng/g	230	14	< 0.135 U	< 0.146 U	< 0.142 U	< 0.143 U	< 0.141 UJ	0.412 J	0.527	0.492	< 0.147 U	< 0.145 U	< 0.144 U	< 0.141 U	< 0.135 U	< 0.147 U
PCB-173	68194-16-1	ng/g	230	14	< 0.0825 U	< 0.0888 U	< 0.0867 U	< 0.087 U	< 0.0857 U	< 0.086 U	< 0.0891 U	< 0.0891 U	0.314 J	< 0.0886 UJ	0.296 J	0.601 J	0.289 J	< 0.0898 UJ
PCB-174	38411-25-5	ng/g	230	14	0.541 J	0.976 J	0.458 J	3.06 J	0.638 J	2.31 J	2.74 J	2.77 J	7.89 J	1.95 J	12.7 J	31.5 J	6.83 J	5.63 J
PCB-175	40186-70-7	ng/g	230	14	< 0.0589 U	< 0.0634 U	< 0.0619 U	0.189 J	< 0.0612 U	0.111 J	< 0.0636 U	0.13 J	0.403	< 0.0632 U	0.642 J	1.2 J	0.331	0.314
PCB-176	52663-65-7	ng/g	230	14	< 0.0635 U	0.161 J	< 0.0667 U	0.358	0.103 J	0.256	0.306	0.29	0.81 J	0.239 J	1.6 J	3.79 J	0.825 J	0.67 J
PCB-177	52663-70-4	ng/g	230	14	0.434 J	0.615 J	0.333 J	1.98 J	0.382 J	1.38 J	1.8 J	1.86 J	4.64	1.2	8.29 J	20 J	4.61	3.84
PCB-178	52663-67-9	ng/g	230	14	< 0.0776 UJ	0.28 J	< 0.0815 UJ	0.798 J	0.186 J	0.502	0.717	0.74	1.78 J	0.464 J	3.05 J	7.31 J	2.04 J	1.23 J
PCB-179	52663-64-6	ng/g	230	14	0.185 J	0.364 J	0.173 J	1.18 J	0.229 J	0.773 J	1.02 J	1.03 J	2.63	0.805	5.21 J	12.5 J	2.82	1.84
PCB-180	35065-29-3	ng/g	230	14	1.67	2.11	1.14	6.86	1.41 J	5.78 J	6 J	6 J	16.3 J	4.07 J	26.5 J	67.4 J	15 J	11.8 J
PCB-181	74472-47-2	ng/g	230	14	< 0.0867 U	< 0.0933 U	< 0.0911 U	< 0.0914 U	< 0.09 U	< 0.0904 U	< 0.0936 U	< 0.0937 U	< 0.0939 U	< 0.0931 U	< 0.0924 U	< 0.0905 U	< 0.0866 U	< 0.0944 U
PCB-182/187	PCB-182/187	ng/g	230	14	0.754	1.34	0.653	3.73	0.795 J	2.66 J	3.91 J	3.47 J	9.24 J	2.27 J	15.5 J	39.2 J	9.46 J	6.27 J
PCB-183	52663-69-1	ng/g	230	14	0.363 J	0.542 J	0.262 J	1.71 J	0.374 J	1.25 J	1.44 J	1.38 J	4.02 J	0.828 J	6.36 J	16.2 J	3.57 J	3.09 J
PCB-184	74472-48-3	ng/g	230	14	< 0.0456 U	< 0.049 U	< 0.0479 U	< 0.048 U	< 0.0473 U	< 0.0475 U	< 0.0492 U	< 0.0492 U	< 0.0493 U	< 0.0489 U	< 0.0485 U	< 0.0475 U	< 0.0455 U	< 0.0496 U
PCB-185	52712-05-7	ng/g	230	14	< 0.0668 U	< 0.0719 U	< 0.0702 U	0.416	< 0.0693 U	0.332	0.43	0.344	0.947	0.237	1.56 J	3.69 J	0.755	0.393
PCB-186	74472-49-4	ng/g	230	14	< 0.0684 U	< 0.0736 U	< 0.0719 U	< 0.0721 U	< 0.071 U	< 0.0713 U	< 0.0739 U	< 0.0739 U	< 0.0741 U	< 0.0735 U	< 0.0729 U	< 0.0714 U	< 0.0683 U	< 0.0745 U
PCB-188	74487-85-7	ng/g	230	14	< 0.0498 U	< 0.0536 U	< 0.0523 U	< 0.0525 U	< 0.0517 U	< 0.0519 U	< 0.0537 U	< 0.0537 U	< 0.0539 U	< 0.0534 U	< 0.053 U	< 0.0519 U	< 0.0497 U	< 0.0542 U
PCB-189	39635-31-9	ng/g	130	14	< 0.0512 U	< 0.0551 U	< 0.0538 U	< 0.054 U	< 0.0532 U	0.167 J	< 0.0553 U	< 0.0553 U	0.454	< 0.055 U	0.663 J	1.65 J	0.64	0.369
PCB-191	74472-50-7	ng/g	230	14	< 0.127 U	< 0.136 U	< 0.133 U	< 0.134 U	< 0.132 U	< 0.132 U	0.246	0.161 J	0.404 J	< 0.136 UJ	0.447 J	1.24 J	0.32 J	0.226 J
PCB-193	69782-91-8	ng/g	230	14	< 0.171 U	< 0.184 U	< 0.18 U	0.467	< 0.177 U	0.31	0.323	0.327	0.948 J	0.252 J	1.32 J	3.13 J	0.787 J	0.574 J

Table 28
Phase 2 Reach Sediment Analytical Results
Phase 2 Data Evaluation Summary Memorandum
Lower Neponset River
Boston and Milton, Massachusetts

					Location	24A-0027	24A-0028	24A-0029	24A-0030	24A-0031	24A-0031	24A-0032	24A-0033	24A-0034	24A-0035	24A-0036	24A-0036	24A-0037	24A-0038
					Sample Name	24A-0027-AS	24A-0028-AS	24A-0029-AS	24A-0030-AS	24A-0031-AS	24A-0031-AD	24A-0032-AS	24A-0033-AS	24A-0034-AS	24A-0035-AS	24A-0036-AS	24A-0036-AD	24A-0037-AS	24A-0038-AS
					Sample Date	10/25/2024	10/25/2024	10/24/2024	10/24/2024	10/24/2024	10/24/2024	10/24/2024	10/24/2024	10/24/2024	10/24/2024	10/24/2024	10/24/2024	10/24/2024	10/24/2024
					Sample Type	N	N	N	N	N	FD	N	N	N	N	N	FD	N	N
					Depth Interval	0 - 0.5 ft	0 - 0.5 ft	0 - 0.5 ft	0 - 0.5 ft	0 - 0.5 ft	0 - 0.5 ft	0 - 0.5 ft	0 - 0.5 ft	0 - 0.5 ft	0 - 0.5 ft	0 - 0.5 ft	0 - 0.5 ft	0 - 0.5 ft	0 - 0.5 ft
Analyte	Cas No.	Units	Human Health PAL	Ecological PAL															
PCB-194	35694-08-7	ng/g	230	14	1.02 J	1.99 J	1.16 J	2.45 J	< 0.152 UJ	2.01 J	< 0.158 U	2.77	5.47 J	2.23 J	10.2 J	25.1 J	5.45 J	2.36 J
PCB-195	52663-78-2	ng/g	230	14	< 0.139 U	< 0.15 U	< 0.146 U	< 0.147 U	< 0.145 UJ	1.14 J	0.92	< 0.15 U	1.99	0.774	4.29 J	7.83 J	1.84	0.609
PCB-196/203	PCB-196/203	ng/g	230	14	1.08 J	0.705 J	0.463 J	2.06 J	0.42 J	2.09 J	2.02 J	2.19 J	5.24	1.59	9.23 J	21.7 J	6.14	2.25
PCB-197	33091-17-7	ng/g	230	14	< 0.0545 U	< 0.0587 U	< 0.0573 U	< 0.0575 U	< 0.0566 U	< 0.0568 U	< 0.0589 U	< 0.0589 U	0.255 J	< 0.0585 UJ	0.43 J	0.764 J	< 0.0544 UJ	< 0.0593 UJ
PCB-198	68194-17-2	ng/g	230	14	< 0.0926 U	< 0.0996 U	< 0.0973 U	< 0.0976 U	< 0.0961 U	< 0.0965 U	< 0.1 U	< 0.1 U	< 0.1 U	< 0.0994 U	< 0.0986 UJ	0.914 J	< 0.0924 U	< 0.101 U
PCB-199	52663-75-9	ng/g	230	14	0.468 J	0.758 J	0.439 J	2 J	0.378 J	1.51 J	1.66 J	1.87 J	4.59 J	1.44 J	8.06 J	18.3 J	4.84 J	2.15 J
PCB-200	52663-73-7	ng/g	230	14	< 0.079 U	< 0.0851 U	< 0.083 U	< 0.0833 U	< 0.0821 U	0.23	< 0.0854 U	0.219	0.613 J	< 0.0849 UJ	0.801 J	2.17 J	0.654 J	< 0.086 UJ
PCB-201	40186-71-8	ng/g	230	14	< 0.0474 U	< 0.051 U	< 0.0498 U	< 0.05 U	< 0.0492 U	0.156 J	< 0.0512 U	0.354	0.44	< 0.0509 U	0.921 J	2.12 J	0.721	0.267
PCB-202	2136-99-4	ng/g	230	14	< 0.0593 U	< 0.0638 U	< 0.0623 U	0.51	< 0.0615 U	0.318	0.412	0.362	0.915 J	0.255 J	1.34 J	2.96 J	0.94 J	0.408 J
PCB-204	74472-52-9	ng/g	230	14	< 0.0917 U	< 0.0987 U	< 0.0963 U	< 0.0966 U	< 0.0952 U	< 0.0955 U	< 0.099 U	< 0.099 U	< 0.0992 U	< 0.0984 U	< 0.0976 U	< 0.0956 U	< 0.0915 U	< 0.0998 U
PCB-205	74472-53-0	ng/g	230	14	< 0.0507 U	< 0.0545 U	< 0.0532 U	< 0.0534 U	< 0.0526 U	< 0.0528 U	< 0.0547 U	< 0.0547 U	< 0.0549 U	< 0.0544 U	0.714 J	1.2 J	< 0.0506 U	< 0.0552 U
PCB-206	40186-72-9	ng/g	230	14	0.414	< 0.0524 U	< 0.0511 U	1.12	0.178 J	0.769 J	0.972	1.12	2.33	0.867	3.98 J	8.02 J	3.06	0.952
PCB-207	52663-79-3	ng/g	230	14	< 0.0642 U	< 0.0691 U	< 0.0675 U	< 0.0677 U	< 0.0667 U	< 0.0669 U	< 0.0693 U	< 0.0694 U	0.361	< 0.0689 U	0.401 J	0.877 J	0.342	< 0.0699 U
PCB-208	52663-77-1	ng/g	230	14	< 0.0642 U	< 0.0691 U	< 0.0675 U	< 0.0677 U	< 0.0667 U	0.173 J	< 0.0693 U	0.347	0.778	< 0.0689 U	1.13 J	2.08 J	0.79	0.322
PCB-209	2051-24-3	ng/g	230	14	< 0.0423 U	< 0.0455 U	< 0.0444 U	0.87 J+	0.272 J+	0.26 J+	0.487 J+	0.767 J+	1.43	< 0.0454 U	2.05	2.57	1.66	< 0.046 U
Total Decachlorobiphenyls	RA_Total_DECPCB	ng/g	230	14	< 0.0423 U	< 0.0455 U	< 0.0444 U	0.87	0.272	0.26	0.487	0.767	1.43	< 0.0454 U	2.05	2.57	1.66	< 0.046 U
Total Dichlorobiphenyls	RA_Total_DIPCB	ng/g	230	14	9.696	81.331	25.447	427.66	57.556	72.23	728.27	312.76	573.79	105.89	720.5	1215.6	771.11	252.06
Total Heptachlorobiphenyls	RA_Total_HEPPCB	ng/g	230	14	5.188	8.146	3.975	25.813	5.123	20.064	24.139	23.371	62.16	15.37	102.068	254.531	58.987	45.316
Total Hexachlorobiphenyls	RA_Total_HEXPCB	ng/g	230	14	6.01	21.376	11.736	82.426	15.251	37.318	64.574	69.822	203.672	42.899	279.127	786.703	179.804	353.427
Total Monochlorobiphenyls	RA_Total_MONPCB	ng/g	230	14	0.892	22.17	2.541	90.767	18.58	18.346	177.68	57.954	87.18	19.64	22.76	48.55	185.81	50.895
Total Nonachlorobiphenyls	RA_Total_NONPCB	ng/g	230	14	0.414	< 0.0691 U	< 0.0675 U	1.12	0.178	0.942	0.972	1.467	3.469	0.867	5.511	10.977	4.192	1.274
Total Octachlorobiphenyls	RA_Total_OCTPCB	ng/g	230	14	2.568	3.453	2.062	7.02	0.798	7.454	5.012	7.765	19.513	6.289	35.986	83.058	20.585	8.044
Total Pentachlorobiphenyls	RA_Total_PENPCB	ng/g	230	14	13.68	48.299	26.988	195.294	39.759	57.269	174.234	162.345	504.405	114.148	1332.63	4042.68	358.087	643.86
Total Tetrachlorobiphenyls	RA_Total_TETPCB	ng/g	230	14	23.672	93.822	46.799	440.928	98.073	64.157	557.23	385.522	1314	340.099	4803.59	12620.9	1002.41	492.145
Total Trichlorobiphenyls	RA_Total_TRICPB	ng/g	230	14	13.944	82.13	38.852	521.94	79.62	62.007	792.02	409.898	1123.95	204.081	4729.77	11279.9	1131.78	359.974
Total PCB Congeners	RA_Tot_PCB_Cong	ng/g	120	14	76.064	360.727	158.4	1793.84	315.21	340.047	2524.62	1431.67	3893.57	849.283	12034	30345.5	3714.42	2206.99
Total PCB TEQ (Bird)	RA-TEQ-B-PCB	ng/g			0.0000928	0.07385959	0.03101	0.32912333	0.06578709	0.05389384	0.28375571	0.23790114	1.00457064	0.29185467	1.46244913	5.6300206	0.4563499	0.44794169
Total PCB TEQ (Fish)	RA-TEQ-F-PCB	ng/g			0.00001157	0.000194765	0.00008695	0.000857005	0.000167535	0.00021164	0.000715225	0.000637035	0.00280617	0.000792495	0.003618515	0.03347855	0.00137495	0.005576695
Total PCB TEQ (Mammal)	RA-TEQ-M-PCB	ng/g			0.00006942	0.00043359	0.0002137	0.00186703	0.00035021	0.00073984	0.00146635	0.00145721	0.00446102	0.00115997	0.00711109	0.3726613	0.0025101	0.08949517
TAL Metals and Mercury																		
Aluminum	7429-90-5	mg/kg	7700	25000	2400	3600	3700	3500	3300	2800	3100	3100	2600	2700	5900	5900	4700	3400
Calcium	7440-70-2	mg/kg			970	1400	1000	1700	2500 J	920 J	1100	1800	1600	1000	1300	1300	2200	1500
Iron	7439-89-6	mg/kg	5500	20000	33000	15000	11000	8100	13000	8400	6900	8200	4700	6400	6700	6800	6900	8500
Magnesium	7439-95-4	mg/kg			1100	2100	2300	1500	1700	1400	1500	1300	980 J	1000	1500	1500	1500	1500
Potassium	7440-09-7	mg/kg			< 550 UJ	220 J-	260 J	330 J	310 J	270 J	330 J	330 J	< 1100 U	270 J	360 J	410 J	440 J	300 J
Sodium	7440-23-5	mg/kg			< 550 U	100 J	190 J	190 J	130 J	96 J	120 J	200 J	250 J	< 640 U	< 910 U	150 J	320 J	120 J
Antimony	7440-36-0	mg/kg	3.1	2	< 1.2 U	< 1.2 U	0.46 J	0.41 J	< 1.2 U	< 1.0 U	0.28 J	1.6 J	< 2.1 U	< 1.3 U	0.81 J	0.87 J	0.97 J	< 1.4 U
Arsenic	7440-38-2	mg/kg	0.68	9.8	1.5	1.1	1.9	1.8	1.4	1.0	1.7	2.0	1.9	1.6	6.7	7.1	3.9	1.8
Barium	7440-39-3	mg/kg	1500	20	30	43	35	48	37	31	36	47	39	23	57	72	66	38
Beryllium	7440-41-7	mg/kg	16		0.13 J-	0.13 J-	0.22 J-	0.17 J-	0.17 J-	0.098 J-	0.15 J-	0.20 J-	0.22 J-	0.18 J-	0.33 J-	0.48 J-	0.34 J-	0.16 J-
Cadmium	7440-43-9	mg/kg	0.71	1	0.13 J	0.13 J	0.31 J	0.76 J	0.15 J	0.12 J	0.28 J	0.52 J	1.1	0.14 J	1.3	1.5	1.4	0.21 J
Chromium, Total	7440-47-3	mg/kg	0.95	43.4	6.3 EB	5.6 EB	17 EB	11 EB	7.5 EB	8.6 EB	12 EB	17 EB	37 EB	21 EB	71 EB	86 EB	56 EB	10 EB
Cobalt	7440-48-4	mg/kg	2.3	50	1.8	2.4	4.0	3.1	2.8	2.4	2.9	4.9	3.3	2.2	15	14	6.7	4.2
Copper	7440-50-8	mg/kg	310	31.6	8.4	7.2	22	26	7.8	7.0	18	24	28	17	81	100	58	12
Lead	7439-92-1	mg/kg	200	35.8	35 EB	35 EB	61 EB	58 EB	23 EB	19 EB	55 EB	59 EB	73 EB	75 EB	170 EB	180 EB	130 EB	50 EB
Manganese	7439-96-5	mg/kg	180	460	250 EB	1200 EB	270 EB	240 EB	520 EB	430 EB	300 EB	260 EB	120 EB	130 EB	130 EB	190 EB	67 EB	350 EB
Nickel	7440-02-0	mg/kg	140	22.7	2.6 EB	2.7 EB	6.5 EB	5.9 EB	3.4 EB	5.0 EB	4.6 EB	7.7 EB	5.8 EB	4.3 EB	16 EB	16 EB	12 EB	4.9 EB
Selenium	7782-49-2	mg/kg	39	11	< 3.0 U	< 2.9 U	< 2.9 U	< 4.0 U	< 3.1 U	< 2.6 U	< 3.1 U	< 4.2 U	< 5.3 U	< 3.3 U	< 4.5 U	< 4.5 U	< 6.2 U	< 3.6 U
Silver	7440-22-4	mg/kg	39	1	< 0.60 U	< 0.59 U	0.22 J	0.18 J	< 0.62 U	< 0.52 U	< 0.62 U	< 0.83 U	< 1.1 U	< 0.67 U	0.43 J	0.40 J	0.47 J	< 0.72 U
Thallium	7440-28-0	mg/kg	0.078		< 0.60 U	< 0.59 U	< 0.58 U	< 0.81 U	< 0.62 U	< 0.52 U	< 0.62 U	< 0.83 U	< 1.1 U	< 0.67 U	< 0.91 U	< 0.90 U	< 1.2 U	< 0.72 U
Vanadium	7440-62-2	mg/kg	39		5.0 EB	4.8 EB	11 EB	8.5 EB	6.0 EB	4.4 EB	7.8 EB	11 EB	12 EB	8.6 EB	19 EB	22 EB	18 EB	10 EB
Zinc	7440-66-6	mg/kg	2300	121	90 EB	52 EB	120 EB	150 EB	58 EB	51 EB	88 EB	140 EB	150 EB	42 EB	310 EB	280 EB	260 EB	87 EB
Mercury	7439-97-6	mg/kg	2.3	0.18	0.029 J	0.032 J	0.12	0.17	0.034 J	0.050 J	0.12	0.17 J	0.14 J	0.11 J	0.98	0.93	0.51	0.097 J
TCL VOCs																		
1,1,1-Trichloroethane (TCA)	71-55-6	ug/kg	810000	70	< 5.5 U	< 5.5 U	< 5.4 U	< 9.2 U	< 5.5 UJ	< 5.3 U	< 7.2 U	< 7.5 U	< 11 UJ	< 7.0 U	< 7.8 U	< 7.9 U	< 14 U	< 5.8 U
1,1,2,2-TETRACHLOROETHANE	79-34-5	ug/kg	600	250	< 5.5 U	< 5.5 U	< 5.4 U	< 9.2 U	< 5.5 U	< 5.3 U	< 7.2 U	< 7.5 U	< 11 U	< 7.0 U	< 7.8 U	< 7.9 U	< 14 U	< 5.8 U
1,1,2-TRICHLORO-1,2,2-TRIFLUOROETHANE	76-13-1	ug/kg	670000		< 5.5 U	< 5.5 U	< 5.4 U	< 9.2 U	< 5.5 UJ	< 5.3 U	< 7.2 U	< 7.5 U	< 11 UJ	< 7.0 U	< 7.8 U	< 7.9 U	< 14 U	< 5.8 U
1,1,2-Trichloroethane	79-00-5	ug/kg	150	538	< 5.5 U	< 5.5 U	< 5.4 U	< 9.2 U	< 5.5 U	< 5.3 U	< 7.2 U	< 7.5 U	< 11 U	< 7.0 U	< 7.8 U	< 7.9 U	< 14 U	< 5.8 U
1,1-Dichloroethane	75-34-3	ug/kg	3600	20	< 5.5 U	< 5.5 U	< 5.4 U	< 9.2 U	< 5.5 U	< 5.3 U	< 7.2 U	< 7.5 U	< 11 U	< 7.0 U	< 7.8 U	< 7.9 U	< 14 U	< 5.8 U
1,1-Dichloroethene	75-35-4	ug/kg	480	100	< 5.5 U	< 5.5 U	< 5.4 UJ	< 9.2 UJ	< 5.5 UJ	< 5.3 UJ	< 7.2 UJ	< 7.5 UJ	< 11 UJ	< 7.0 uj	< 7.8 UJ	< 7.9 UJ	< 14 UJ	< 5.8 UJ
1,2,3-Trichlorobenzene	87-61-6	ug/kg	6300	113	< 5.5 U	0.75 J	< 5.4 U	< 9.2 U	< 5.5 U	< 5.3 U	< 7.2 U	< 7.5 U	< 11 U	< 7.0 U	< 7.8 U	< 7.9 U	< 14 U	< 5.8 U
1,2,3-TRICHLOROPROPANE	96-18-4	ug/kg	5.1		< 5.5 U	< 5.5 U	< 5.4 U	< 9.2 U	< 5.5 U	< 5.3 U	< 7.2 U	< 7.5 U	< 11 U	< 7.0 U	< 7.8 U	< 7.9 U	< 14 U	< 5.8 U
1,2,4-TRICHLOROBENZENE	120-82-1	ug/kg	5800	11	< 5.5 U	< 5.5 U	< 5.4 U	< 9.2 U	< 5.5 U	< 5.3 U	< 7.2 U	< 7.5 U	< 11 U	< 7.0 U	< 7.8 U	< 7.9 U	< 14 U	< 5.8 U
1,2,4-Trimethylbenzene	95-63-6	ug/kg	30000	97	< 5.5 U	< 5.5 U	< 5.4 U	< 9.2 U	< 5.5 U	< 5.3 U	< 7.2 U	< 7.5 U	< 11 U	< 7.0 U	< 7.8 U	< 7.9 U	< 14 U	< 5.8 U
1,2-Dibromo-3-Chloropropane	96-12-8	ug/kg	5.3		< 5.5 U	< 5.5 U	< 5.4 U	< 9.2 U	< 5.5 U	< 5.3 U	< 7.2 U	< 7.5 U	< 11 U	< 7.0 U	< 7.8 U	< 7.9 U	< 14 U	< 5.8 U
1,2-Dibromoethane (Ethylene Dibromide)	106-93-4	ug/kg	36		< 5.5 U	< 5.5 U	< 5.4 U	< 9.2 U	< 5.5 UJ	< 5.3 U	< 7.2 U	< 7.5 U	< 11 UJ	< 7.0 U	< 7.8 U	< 7.9 U	< 14 U	< 5.8 U
1,2-Dichlorobenzene	95-50-1	ug/kg	180000	95	< 5.5 U	< 5.5 U	< 5.4 U	< 9.2 U	< 5.5 U	< 5.3 U	< 7.2 U	< 7.5 U	< 11 U	< 7.0 U	< 7.8 U	< 7.9 U	< 14 U	< 5.8 U
1,2-Dichloroethane	107-06-2	ug/kg	460	986	< 5.5 U	< 5.5 U	< 5.4 U	< 9.2 U	< 5.5 UJ	< 5.3 U	< 7.2 U	< 7.5 U	< 11 UJ	< 7.0 U	< 7.8 U	< 7.9 U	< 14 U	< 5.8 U
1,2-DICHLOROPROPANE	78-87-5	ug/kg	1600	428	< 5.5 U	< 5.5 U	< 5.4 U	< 9.2 U	< 5.5 U	< 5.3 U	< 7.2 U	< 7.5 U	< 11 U	< 7.0 U	< 7.8 U	< 7.9 U	< 14 U	< 5.8 U
1,3,5-Trimethylbenzene (Mesitylene)	108-67-8	ug/kg	27000	164	< 5.5 U	< 5.5 U	< 5.4 U	< 9.2 U	< 5.5 U	< 5.3 U	< 7.2 U	< 7.5 U	< 11 U	< 7.0 U	< 7.8 U	< 7.9 U	< 14 U	< 5.8 U

Table 28
Phase 2 Reach Sediment Analytical Results
Phase 2 Data Evaluation Summary Memorandum
Lower Neponset River
Boston and Milton, Massachusetts

					Location	24A-0027	24A-0028	24A-0029	24A-0030	24A-0031	24A-0031	24A-0032	24A-0033	24A-0034	24A-0035	24A-0036	24A-0036	24A-0037	24A-0038
					Sample Name	24A-0027-AS	24A-0028-AS	24A-0029-AS	24A-0030-AS	24A-0031-AS	24A-0031-AD	24A-0032-AS	24A-0033-AS	24A-0034-AS	24A-0035-AS	24A-0036-AS	24A-0036-AD	24A-0037-AS	24A-0038-AS
					Sample Date	10/25/2024	10/25/2024	10/24/2024	10/24/2024	10/24/2024	10/24/2024	10/24/2024	10/24/2024	10/24/2024	10/24/2024	10/24/2024	10/24/2024	10/24/2024	10/24/2024
					Sample Type	N	N	N	N	N	FD	N	N	N	N	N	FD	N	N
					Depth Interval	0 - 0.5 ft	0 - 0.5 ft	0 - 0.5 ft	0 - 0.5 ft	0 - 0.5 ft	0 - 0.5 ft	0 - 0.5 ft	0 - 0.5 ft	0 - 0.5 ft	0 - 0.5 ft	0 - 0.5 ft	0 - 0.5 ft	0 - 0.5 ft	0 - 0.5 ft
Analyte	Cas No.	Units	Human Health PAL	Ecological PAL														
1,3-DICHLOROBENZENE	541-73-1	ug/kg	2600	89	< 5.5 U	< 5.5 U	< 5.4 U	< 9.2 U	< 5.5 U	< 5.3 U	< 7.2 U	< 7.5 U	< 11 U	< 7.0 U	< 7.8 U	< 7.9 U	< 14 U	< 5.8 U
1,4-DICHLOROBENZENE	106-46-7	ug/kg	2600	30	< 5.5 U	< 5.5 U	< 5.4 U	< 9.2 U	< 5.5 U	< 5.3 U	< 7.2 U	< 7.5 U	< 11 U	< 7.0 U	< 7.8 U	< 7.9 U	< 14 U	< 5.8 U
2-HEXANONE	591-78-6	ug/kg	20000	45	< 11 U	< 11 U	< 11 U	< 18 U	< 11 U	< 11 U	< 14 U	< 15 U	< 22 U	< 14 U	< 16 U	< 16 U	< 28 U	< 12 U
ACETONE	67-64-1	ug/kg	7000000	65	< 11 U	< 11 U	< 11 U	< 18 U	< 11 U	< 11 U	< 14 U	< 15 U	< 22 U	< 14 U	< 16 U	< 16 U	58 EB	17 EB
Benzene	71-43-2	ug/kg	1200	10	< 5.5 U	< 5.5 U	< 5.4 U	< 9.2 U	< 5.5 U	< 5.3 U	< 7.2 U	< 7.5 U	< 11 U	< 7.0 U	< 7.8 U	< 7.9 U	< 14 U	< 5.8 U
BROMOCHLOROMETHANE	74-97-5	ug/kg	15000		< 5.5 U	< 5.5 U	< 5.4 U	< 9.2 U	< 5.5 U	< 5.3 U	< 7.2 U	< 7.5 U	< 11 U	< 7.0 U	< 7.8 U	< 7.9 U	< 14 U	< 5.8 U
BROMODICHLOROMETHANE	75-27-4	ug/kg	290	210	< 5.5 U	< 5.5 U	< 5.4 U	< 9.2 U	< 5.5 U	< 5.3 U	< 7.2 U	< 7.5 U	< 11 U	< 7.0 U	< 7.8 U	< 7.9 U	< 14 U	< 5.8 U
BROMOFORM	75-25-2	ug/kg	19000	142	< 5.5 U	< 5.5 U	< 5.4 U	< 9.2 U	< 5.5 U	< 5.3 U	< 7.2 U	< 7.5 U	< 11 U	< 7.0 U	< 7.8 U	< 7.9 U	< 14 U	< 5.8 U
BROMOMETHANE	74-83-9	ug/kg	680	6.5	< 5.5 U	< 5.5 U	< 5.4 U	< 9.2 U	< 5.5 U	< 5.3 U	< 7.2 U	< 7.5 U	< 11 U	< 7.0 U	< 7.8 U	< 7.9 U	< 14 U	< 5.8 U
CARBON DISULFIDE	75-15-0	ug/kg	77000	7.8	< 5.5 U	< 5.5 U	< 5.4 U	< 9.2 U	< 5.5 UJ	< 5.3 UJ	< 7.2 U	< 7.5 UJ	< 11 UJ	< 7.0 U	< 7.8 U	< 7.9 U	< 14 U	< 5.8 U
CARBON TETRACHLORIDE	56-23-5	ug/kg	650	57	< 5.5 U	< 5.5 U	< 5.4 U	< 9.2 U	< 5.5 UJ	< 5.3 U	< 7.2 U	< 7.5 U	< 11 UJ	< 7.0 U	< 7.8 U	< 7.9 U	< 14 U	< 5.8 U
Chlorobenzene	108-90-7	ug/kg	28000	30	< 5.5 U	< 5.5 U	< 5.4 UJ	< 9.2 UJ	< 5.5 UJ	< 5.3 UJ	< 7.2 UJ	< 7.5 UJ	< 11 UJ	< 7.0 UJ	< 7.8 UJ	< 7.9 UJ	< 14 UJ	< 5.8 UJ
CHLOROETHANE	75-00-3	ug/kg	540000		< 5.5 U	< 5.5 U	< 5.4 U	< 9.2 U	< 5.5 U	< 5.3 U	< 7.2 U	< 7.5 U	< 11 U	< 7.0 U	< 7.8 U	< 7.9 U	< 14 U	< 5.8 U
Chloroform	67-66-3	ug/kg	320	87	< 5.5 U	< 5.5 U	< 5.4 U	< 9.2 U	< 5.5 U	< 5.3 U	< 7.2 U	< 7.5 U	< 11 U	< 7.0 U	< 7.8 U	< 7.9 U	< 14 U	< 5.8 U
CHLOROMETHANE	74-87-3	ug/kg	11000		< 5.5 U	< 5.5 U	< 5.4 U	< 9.2 U	< 5.5 U	< 5.3 U	< 7.2 U	< 7.5 U	< 11 U	< 7.0 U	< 7.8 U	< 7.9 U	< 14 U	< 5.8 U
CIS-1,2-DICHLOROETHYLENE	156-59-2	ug/kg	6300	432	< 5.5 U	< 5.5 U	< 5.4 UJ	< 9.2 UJ	< 5.5 UJ	< 5.3 UJ	< 7.2 UJ	< 7.5 UJ	< 11 UJ	< 7.0 U	< 7.8 U	< 7.9 U	< 14 UJ	< 5.8 UJ
cis-1,3-Dichloropropene	10061-01-5	ug/kg	1800		< 5.5 U	< 5.5 U	< 5.4 U	< 9.2 U	< 5.5 U	< 5.3 U	< 7.2 U	< 7.5 U	< 11 U	< 7.0 U	< 7.8 U	< 7.9 U	< 14 U	< 5.8 U
Cyclohexane	110-82-7	ug/kg	650000		< 5.5 U	< 5.5 U	< 5.4 U	< 9.2 U	< 5.5 U	< 5.3 U	< 7.2 U	< 7.5 U	< 11 U	< 7.0 U	< 7.8 U	< 7.9 U	< 14 U	< 5.8 U
DIBROMOCHLOROMETHANE	124-48-1	ug/kg	8300	198	< 5.5 U	< 5.5 U	< 5.4 U	< 9.2 U	< 5.5 U	< 5.3 U	< 7.2 U	< 7.5 U	< 11 U	< 7.0 U	< 7.8 U	< 7.9 U	< 14 U	< 5.8 U
Dichlorodifluoromethane	75-71-8	ug/kg	8700		< 5.5 U	< 5.5 U	< 5.4 U	< 9.2 U	< 5.5 U	< 5.3 U	< 7.2 U	< 7.5 U	< 11 U	< 7.0 U	< 7.8 U	< 7.9 U	< 14 U	< 5.8 U
Ethylbenzene	100-41-4	ug/kg	5800	290	< 5.5 U	< 5.5 U	< 5.4 U	< 9.2 U	< 5.5 U	< 5.3 U	< 7.2 U	< 7.5 U	< 11 U	< 7.0 U	< 7.8 U	< 7.9 U	< 14 U	< 5.8 U
Isopropylbenzene (Cumene)	98-82-8	ug/kg	190000	35	< 5.5 U	< 5.5 U	< 5.4 U	< 9.2 U	< 5.5 U	< 5.3 U	< 7.2 U	< 7.5 U	< 11 U	< 7.0 U	< 7.8 U	< 7.9 U	< 14 U	< 5.8 U
m,p-Xylene	179601-23-1	ug/kg	55000		< 5.5 U	< 5.5 U	< 5.4 U	< 9.2 U	< 5.5 U	< 5.3 U	< 7.2 U	< 7.5 U	< 11 U	< 7.0 U	< 7.8 U	< 7.9 U	< 14 U	< 5.8 U
METHYL ACETATE	79-20-9	ug/kg	7800000		< 5.5 U	< 5.5 U	< 5.4 U	< 9.2 U	< 5.5 UJ	< 5.3 U	< 7.2 U	< 7.5 U	< 11 UJ	< 7.0 U	< 7.8 U	< 7.9 U	< 14 U	< 5.8 U
Methyl Ethyl Ketone (2-Butanone)	78-93-3	ug/kg	2700000	7604	< 11 U	< 11 U	< 11 U	< 18 U	< 11 U	< 11 U	< 14 U	< 15 U	< 22 U	< 14 U	< 16 U	< 16 U	22 J	< 12 U
METHYL ISOBUTYL KETONE (4-METHYL-2-PENTANONE)	108-10-1	ug/kg	3300000	73	< 11 U	< 11 U	< 11 U	< 18 U	< 11 U	< 11 U	< 14 U	< 15 U	< 22 U	< 14 U	< 16 U	< 16 U	< 28 U	< 12 U
Methylcyclohexane	108-87-2	ug/kg	9800		< 5.5 U	< 5.5 U	< 5.4 U	< 9.2 U	< 5.5 U	< 5.3 U	< 7.2 U	< 7.5 U	< 11 U	< 7.0 U	< 7.8 U	< 7.9 U	< 14 U	< 5.8 U
Methylene Chloride	75-09-2	ug/kg	35000	18	< 5.5 U	< 5.5 U	< 5.4 U	< 9.2 U	< 5.5 UJ	< 5.3 U	< 7.2 U	< 7.5 U	< 11 UJ	< 7.0 U	< 7.8 U	< 7.9 U	< 14 U	< 5.8 U
o-Xylene (1,2-Dimethylbenzene)	95-47-6	ug/kg	64000		< 5.5 U	< 5.5 U	< 5.4 U	< 9.2 U	< 5.5 U	< 5.3 U	< 7.2 U	< 7.5 U	< 11 U	< 7.0 U	< 7.8 U	< 7.9 U	< 14 U	< 5.8 U
Styrene	100-42-5	ug/kg	600000	126	< 5.5 U	< 5.5 U	< 5.4 U	< 9.2 U	< 5.5 U	< 5.3 U	< 7.2 U	< 7.5 U	< 11 U	< 7.0 U	< 7.8 U	< 7.9 U	< 14 U	< 5.8 U
TERT-BUTYL METHYL ETHER	1634-04-4	ug/kg	47000	304	< 5.5 U	< 5.5 U	< 5.4 U	< 9.2 U	< 5.5 UJ	< 5.3 U	< 7.2 U	< 7.5 U	< 11 UJ	< 7.0 U	< 7.8 U	< 7.9 U	< 14 U	< 5.8 U
Tetrachloroethylene (PCE)	127-18-4	ug/kg	8100	2	< 5.5 U	< 5.5 U	< 5.4 U	< 9.2 U	< 5.5 U	< 5.3 U	< 7.2 U	< 7.5 U	< 11 U	< 7.0 U	< 7.8 U	< 7.9 U	< 14 U	< 5.8 U
Toluene	108-88-3	ug/kg	490000	10	< 5.5 U	< 5.5 U	< 5.4 U	< 9.2 U	< 5.5 U	< 5.3 U	< 7.2 U	< 7.5 U	< 11 U	< 7.0 U	< 7.8 U	< 7.9 U	< 14 U	< 5.8 U
Trans-1,2-Dichloroethylene	156-60-5	ug/kg	7000	389	< 5.5 U	< 5.5 U	< 5.4 UJ	< 9.2 UJ	< 5.5 UJ	< 5.3 UJ	< 7.2 UJ	< 7.5 UJ	< 11 UJ	< 7.0 U	< 7.8 U	< 7.9 U	< 14 UJ	< 5.8 UJ
Trans-1,3-Dichloropropene	10061-02-6	ug/kg	1800		< 5.5 U	< 5.5 U	< 5.4 U	< 9.2 U	< 5.5 U	< 5.3 U	< 7.2 U	< 7.5 U	< 11 U	< 7.0 U	< 7.8 U	< 7.9 U	< 14 U	< 5.8 U
Trichloroethylene (TCE)	79-01-6	ug/kg	410	78	< 5.5 U	< 5.5 U	< 5.4 UJ	< 9.2 UJ	< 5.5 UJ	< 5.3 UJ	< 7.2 UJ	< 7.5 UJ	< 11 UJ	< 7.0 UJ	< 7.8 UJ	< 7.9 UJ	< 14 UJ	< 5.8 UJ
Trichlorofluoromethane	75-69-4	ug/kg	2300000		< 5.5 U	< 5.5 U	< 5.4 U	< 9.2 U	< 5.5 UJ	< 5.3 U	< 7.2 U	< 7.5 U	< 11 UJ	< 7.0 U	< 7.8 U	< 7.9 U	< 14 U	< 5.8 U
Vinyl Chloride	75-01-4	ug/kg	59	482	< 5.5 U	< 5.5 U	< 5.4 U	< 9.2 U	< 5.5 U	< 5.3 U	< 7.2 U	< 7.5 U	< 11 UJ	< 7.0 U	< 7.8 U	< 7.9 U	< 14 U	< 5.8 U
TCL SVOCs																		
1,2,4,5-TETRACHLOROBENZENE	95-94-3	ug/kg	230	187	< 200 U	< 200 U	< 210 U	< 290 U	< 190 U	< 210 U	< 240 U	< 270 U	< 360 U	< 240 U	< 250 U	< 270 U	< 430 U	< 220 U
1,4-Dioxane (P-Dioxane)	123-91-1	ug/kg	5300		< 77 UJ	< 79 UJ	< 82 UJ	< 110 UJ	< 75 U	< 83 UJ	< 95 U	< 110 U	< 140 UJ	< 96 U	< 99 U	< 110 U	< 170 U	< 85 UJ
1-Methylnaphthalene	90-12-0	ug/kg	18	141	< 200 U	< 200 U	< 210 U	< 290 U	< 190 U	< 210 U	< 240 U	< 270 U	< 360 U	< 240 U	< 250 U	< 270 U	< 430 U	< 220 U
2,3,4,6-TETRACHLOROPHENOL	58-90-2	ug/kg	190000	30	< 200 U	< 200 U	< 210 U	< 290 U	< 190 U	< 210 U	< 240 U	< 270 U	< 360 U	< 240 U	< 250 U	< 270 U	< 430 U	< 220 U
2,4,5-TRICHLOROPHENOL	95-95-4	ug/kg	630000	34	< 200 U	< 200 U	< 210 U	< 290 U	< 190 U	< 210 U	< 240 U	< 270 U	< 360 U	< 240 U	< 250 U	< 270 U	< 430 U	< 220 U
2,4,6-TRICHLOROPHENOL	88-06-2	ug/kg	6300		< 200 U	< 200 U	< 210 U	< 290 U	< 190 U	< 210 U	< 240 U	< 270 U	< 360 U	< 240 U	< 250 U	< 270 U	< 430 U	< 220 U
2,4-DICHLOROPHENOL	120-83-2	ug/kg	19000	57	< 200 U	< 200 U	< 210 U	< 290 U	< 190 U	< 210 U	< 240 U	< 270 U	< 360 U	< 240 U	< 250 U	< 270 U	< 430 U	< 220 U
2,4-DIMETHYLPHENOL	105-67-9	ug/kg	130000	39	< 200 U	< 200 U	< 210 U	< 290 U	< 190 U	< 210 U	< 240 U	< 270 U	< 360 U	< 240 U	< 250 U	< 270 U	< 430 U	< 220 U
2,4-DINITROPHENOL	51-28-5	ug/kg	13000	223	< 380 U	< 390 U	< 400 U	< 560 U	< 370 UJ	< 410 U	< 470 U	< 520 U	< 700 UJ	< 470 U	< 490 U	< 530 U	< 840 U	< 420 U
2,4-DINITROTOLUENE	121-14-2	ug/kg	1700	290	< 200 UJ	< 200 UJ	< 210 U	< 290 U	< 190 U	< 210 U	< 240 U	< 270 U	< 360 U	< 240 U	< 250 U	< 270 U	< 430 U	< 220 U
2,6-DINITROTOLUENE	606-20-2	ug/kg	360	296	< 200 U	< 200 U	< 210 U	< 290 U	< 190 U	< 210 U	< 240 U	< 270 U	< 360 U	< 240 U	< 250 U	< 270 U	< 430 U	< 220 U
2-CHLORONAPHTHALENE	91-58-7	ug/kg	480000		< 200 U	< 200 U	< 210 U	< 290 U	< 190 U	< 210 U	< 240 U	< 270 U	< 360 U	< 240 U	< 250 U	< 270 U	< 430 U	< 220 U
2-CHLOROPHENOL	95-57-8	ug/kg	39000	55	< 200 UJ	< 200 UJ	< 210 U	< 290 U	< 190 U	< 210 U	< 240 U	< 270 U	< 360 U	< 240 U	< 250 U	< 270 U	< 430 U	< 220 U
2-Methylnaphthalene	91-57-6	ug/kg	24000	20.2	< 200 U	< 200 U	< 210 U	< 290 U	< 190 U	< 210 U	< 240 U	< 270 U	< 360 U	< 240 U	< 250 U	< 270 U	< 430 U	< 220 U
2-METHYLPHENOL (O-CRESOL)	95-48-7	ug/kg	320000	119	< 380 U	< 390 U	< 400 U	< 560 U	< 370 U	< 410 U	< 470 U	< 520 U	< 700 U	< 470 U	< 490 U	< 530 U	< 840 U	< 420 U
2-NITROANILINE	88-74-4	ug/kg	63000		< 200 U	< 200 U	< 210 U	< 290 U	< 190 UJ	< 210 U	< 240 U	< 270 U	< 360 UJ	< 240 U	< 250 U	< 270 U	< 430 U	< 220 U
2-NITROPHENOL	88-75-5	ug/kg	1900000	168	< 200 U	< 200 U	< 210 U	< 290 U	< 190 U	< 210 U	< 240 U	< 270 U	< 360 U	< 240 U	< 250 U	< 270 U	< 430 U	< 220 U
3,3'-DICHLOROBENZIDINE	91-94-1	ug/kg	1200	31	< 380 U	< 390 U	< 400 U	< 560 U	< 370 U	< 410 U	< 470 U	< 520 U	< 700 U	< 470 U	< 490 U	< 530 U	< 840 U	< 420 U
3-NITROANILINE	99-09-2	ug/kg	25000		< 380 U	< 390 U	< 400 U	< 560 U	< 370 UJ	< 410 U	< 470 U	< 520 U	< 700 UJ	< 470 U	< 490 U	< 530 U	< 840 U	< 420 U
4,6-DINITRO-2-METHYLPHENOL	534-52-1	ug/kg	510	1477	< 380 UJ	< 390 U	< 400 UJ	< 560 UJ	< 370 UJ	< 410 UJ	< 470 U	< 520 U	< 700 UJ	< 470 U	< 490 U	< 530 U	< 840 U	< 420 U
4-BROMOPHENYL PHENYL ETHER	101-55-3	ug/kg		47	< 200 UJ	< 200 U	< 210 U	< 290 UJ	< 190 U	< 210 U	< 240 U	< 270 U	< 360 U	< 240 U	< 250 U	< 270 U	< 430 U	< 220 U
4-CHLORO-3-METHYLPHENOL	59-50-7	ug/kg	630000	5	< 200 UJ	< 200 UJ	< 210 U	< 290 U	< 190 U	< 210 U	< 240 U	< 270 U	< 360 U	< 240 U	< 250 U	< 270 U	< 430 U	< 220 U
4-CHLOROANILINE	106-47-8	ug/kg	2700	0.9	< 380 U	< 390 U	< 400 U	< 560 U	< 370 U	< 410 U	< 470 U	< 520 U	< 700 U	< 470 U	< 490 U	< 530 U	< 840 U	< 420 U
4-CHLOROPHENYL PHENYL ETHER	7005-72-3	ug/kg			< 200 UJ	< 200 U	< 210 U	< 290 UJ	< 190 U	< 210 U	< 240 U	< 270 U	< 360 U	< 240 U	< 250 U	< 270 U	< 430 U	< 220 U
4-METHYLPHENOL (P-CRESOL)	106-44-5	ug/kg	130000	93	< 380 U	< 390 U	< 400 U	< 560 U	< 370 U	< 410 U	< 470 U	< 520 U	< 700 U	< 470 U	< 490 U	< 530 U	< 840 U	< 420 U
4-Nitroaniline	100-01-6	ug/kg	25000		< 380 U	< 390 U	< 400 U	< 560 U	< 370 UJ	< 410 U	< 470 U	< 520 U	< 700 UJ	< 470 U	< 490 U	< 530 U	< 840 U	< 420 U
4-NITROPHENOL	100-02-7	ug/kg	1900000	153	< 380 U	< 390 U	< 400 U	< 560 U	< 370 UJ	< 410 U	< 470 U	< 520 U	< 700 UJ	< 470 U	< 490 U	< 530 U	< 840 U	< 420 U
Acenaphthene	83-32-9	ug/kg	360000	6.7	< 200 UJ	< 200 UJ	< 210 U	< 290 U	< 190 U	< 210 U	110 J	< 270 U	< 360 U	< 240 U	< 250 U	< 270 U	< 430 U	< 220 U
ACENAPHTHYLENE	208-96-8	ug/kg	360000	5.9	< 200 U	< 200 U	< 210 U	< 290 U	< 190 U	< 210 U	< 240 U	< 270 U	< 360 U	< 240 U	< 250 U	< 270 U	< 430 U	< 220 U
Acetophenone	98-86-2	ug/kg	780000		230 J	150 J	270 J	400 J	200 J	410	290 J	330 J	510 J	230 J	< 490 U	< 530 U	< 840 U	290 J
ANTHRACENE	120-12-7	ug/kg	1800000	57	< 200 U	< 200 U	< 210 U	< 290 U	45 J	53 J	250	67 J	< 360 U	60 J	< 250 U	< 270 U	< 430 U	< 220 U

Table 28
Phase 2 Reach Sediment Analytical Results
Phase 2 Data Evaluation Summary Memorandum
Lower Neponset River
Boston and Milton, Massachusetts

					Location	24A-0027	24A-0028	24A-0029	24A-0030	24A-0031	24A-0031	24A-0032	24A-0033	24A-0034	24A-0035	24A-0036	24A-0036	24A-0037	24A-0038
					Sample Name	24A-0027-AS	24A-0028-AS	24A-0029-AS	24A-0030-AS	24A-0031-AS	24A-0031-AD	24A-0032-AS	24A-0033-AS	24A-0034-AS	24A-0035-AS	24A-0036-AS	24A-0036-AD	24A-0037-AS	24A-0038-AS
					Sample Date	10/25/2024	10/25/2024	10/24/2024	10/24/2024	10/24/2024	10/24/2024	10/24/2024	10/24/2024	10/24/2024	10/24/2024	10/24/2024	10/24/2024	10/24/2024	10/24/2024
					Sample Type	N	N	N	N	N	FD	N	N	N	N	N	FD	N	N
					Depth Interval	0 - 0.5 ft	0 - 0.5 ft	0 - 0.5 ft	0 - 0.5 ft	0 - 0.5 ft	0 - 0.5 ft	0 - 0.5 ft	0 - 0.5 ft	0 - 0.5 ft	0 - 0.5 ft	0 - 0.5 ft	0 - 0.5 ft	0 - 0.5 ft	0 - 0.5 ft
Analyte	Cas No.	Units	Human Health PAL	Ecological PAL														
ATRAZINE	1912-24-9	ug/kg	2400	0.3	< 380 U	< 390 U	< 400 U	< 560 U	< 370 U	< 410 U	< 470 U	< 520 U	< 700 U	< 470 U	< 490 U	< 530 U	< 840 U	< 420 U
BENZALDEHYDE	100-52-7	ug/kg	170000	59	< 380 U	< 390 U	< 400 U	< 560 U	< 370 U	56 J	< 470 U	< 520 U	< 700 U	< 470 U	< 490 U	< 530 U	< 840 U	< 420 U
BENZO(A)ANTHRACENE	56-55-3	ug/kg	1100	108	86 J	< 200 U	< 210 U	140 J	150 J	150 J	530	250 J	130 J	220 J	< 250 U	< 270 U	130 J	< 220 U
BENZO(A)PYRENE	50-32-8	ug/kg	110	150	< 200 UJ	< 200 U	< 210 U	< 290 UJ	45 J-	47 J-	160 J	84 J	< 360 U	77 J	< 250 U	< 270 U	130 J	< 220 U
Benzo(B)Fluoranthene	205-99-2	ug/kg	1100	190	120 J-	< 200 U	< 210 U	180 J-	170 J-	160 J-	520	310	160 J	270	< 250 U	< 270 U	190 J	54 J
Benzo(G,H,I)Perylene	191-24-2	ug/kg	180000	170	< 200 UJ	< 200 U	< 210 U	< 290 UJ	< 190 UJ	< 210 UJ	< 240 U	< 270 U	< 360 U	< 240 U	< 250 U	< 270 U	99 J	< 220 U
Benzo(K)Fluoranthene	207-08-9	ug/kg	11000	240	< 200 UJ	< 200 U	< 210 U	< 290 UJ	64 J-	58 J-	170 J	110 J	< 360 U	90 J	< 250 U	< 270 U	< 430 U	< 220 U
BENZYL BUTYL PHTHALATE	85-68-7	ug/kg	290000	100	< 200 U	< 200 U	< 210 U	< 290 U	< 190 U	< 210 U	< 240 U	< 270 U	< 360 U	< 240 U	< 250 U	< 270 U	< 430 U	< 220 U
BIPHENYL (DIPHENYL)	92-52-4	ug/kg	4700	198	< 200 U	< 200 U	< 210 U	< 290 U	< 190 U	< 210 U	< 240 U	< 270 U	< 360 U	< 240 U	< 250 U	< 270 U	< 430 U	< 220 U
BIS(2-CHLOROETHOXY) METHANE	111-91-1	ug/kg	19000		< 200 U	< 200 U	< 210 U	< 290 U	< 190 U	< 210 U	< 240 U	< 270 U	< 360 U	< 240 U	< 250 U	< 270 U	< 430 U	< 220 U
BIS(2-CHLOROETHYL) ETHER (2-CHLOROETHYL ETHER)	111-44-4	ug/kg	230		< 380 U	< 390 U	< 400 U	< 560 U	< 370 U	< 410 U	< 470 U	< 520 U	< 700 U	< 470 U	< 490 U	< 530 U	< 840 U	< 420 U
BIS(2-CHLOROISOPROPYL) ETHER	108-60-1	ug/kg	310000		< 380 U	< 390 U	< 400 U	< 560 U	< 370 U	< 410 U	< 470 U	< 520 U	< 700 U	< 470 U	< 490 U	< 530 U	< 840 U	< 420 U
BIS(2-ETHYLHEXYL) PHTHALATE	117-81-7	ug/kg	39000	180	< 200 U	< 200 U	< 210 U	< 290 U	< 190 U	< 210 U	< 240 U	< 270 U	< 360 U	< 240 U	< 250 U	< 270 U	< 430 U	< 220 U
Caprolactam	105-60-2	ug/kg	3100000		< 380 U	< 390 U	< 400 U	< 560 U	< 370 U	< 410 U	< 470 U	< 520 U	< 700 U	< 470 U	< 490 U	< 530 U	< 840 U	< 420 U
CARBAZOLE	86-74-8	ug/kg	240000	69	< 380 UJ	< 390 U	< 400 U	< 560 UJ	< 370 U	< 410 U	78 J	< 520 U	< 700 U	< 470 U	< 490 U	< 530 U	< 840 U	< 420 U
CHRYSENE	218-01-9	ug/kg	110000	166	100 J	< 200 U	< 210 U	150 J	150 J	150 J	550	280	150 J	250	< 250 U	< 270 U	160 J	46 J
DIBENZ(A,H)ANTHRACENE	53-70-3	ug/kg	110	33	< 200 UJ	< 200 U	< 210 U	< 290 UJ	< 190 UJ	< 210 UJ	75 J	< 270 U	< 360 U	< 240 U	< 250 U	< 270 U	< 430 U	< 220 U
Dibenzofuran	132-64-9	ug/kg	7800	510	< 200 UJ	< 200 U	< 210 U	< 290 UJ	< 190 U	< 210 U	80 J	< 270 U	< 360 U	< 240 U	< 250 U	< 270 U	< 430 U	< 220 U
Diethyl Phthalate	84-66-2	ug/kg	5100000	630	< 200 U	< 200 U	< 210 U	< 290 U	< 190 U	< 210 U	< 240 U	< 270 U	< 360 U	< 240 U	< 250 U	< 270 U	< 430 U	< 220 U
DIMETHYL PHTHALATE	131-11-3	ug/kg	5100000	678	< 200 U	< 200 U	< 210 U	< 290 U	< 190 U	< 210 U	< 240 U	< 270 U	< 360 U	< 240 U	< 250 U	< 270 U	< 430 U	< 220 U
Di-N-Butyl Phthalate	84-74-2	ug/kg	630000	11	< 200 U	< 200 U	< 210 U	< 290 U	< 190 U	< 210 U	< 240 U	< 270 U	< 360 U	< 240 U	< 250 U	< 270 U	< 430 U	< 220 U
DI-N-OCTYLPHTHALATE	117-84-0	ug/kg	63000	39	< 380 U	< 390 U	< 400 U	< 560 U	< 370 U	< 410 U	< 470 U	< 520 U	< 700 U	< 470 U	< 490 U	< 530 U	< 840 U	< 420 U
FLUORANTHENE	206-44-0	ug/kg	240000	423	220	63 J	< 210 U	330	390	390	1400	710	370	510	< 250 U	< 270 U	300 J	100 J
FLUORENE	86-73-7	ug/kg	240000	77	< 200 UJ	< 200 U	< 210 U	< 290 UJ	< 190 U	< 210 U	100 J	< 270 U	< 360 U	< 240 U	< 250 U	< 270 U	< 430 U	< 220 U
HEXACHLOROBENZENE	118-74-1	ug/kg	78	20	< 200 U	< 200 U	< 210 U	< 290 U	< 190 U	< 210 U	< 240 U	< 270 U	< 360 U	< 240 U	< 250 U	< 270 U	< 430 U	< 220 U
Hexachlorobutadiene	87-68-3	ug/kg	1200		< 200 U	< 200 U	< 210 U	< 290 U	< 190 U	< 210 U	< 240 U	< 270 U	< 360 U	< 240 U	< 250 U	< 270 U	< 430 U	< 220 U
HEXACHLOROCYCLOPENTADIENE	77-47-4	ug/kg	180	6.5	< 380 U	< 390 U	< 400 U	< 560 U	< 370 U	< 410 U	< 470 U	< 520 U	< 700 U	< 470 U	< 490 U	< 530 U	< 840 U	< 420 U
HEXACHLOROETHANE	67-72-1	ug/kg	1800	27	< 200 U	< 200 U	< 210 U	< 290 U	< 190 U	< 210 U	< 240 U	< 270 U	< 360 U	< 240 U	< 250 U	< 270 U	< 430 U	< 220 U
INDENO(1,2,3-C,D)PYRENE	193-39-5	ug/kg	1100	200	< 200 UJ	< 200 U	< 210 U	< 290 UJ	< 190 UJ	< 210 UJ	110 J	68 J	< 360 U	61 J	< 250 U	< 270 U	< 430 U	< 220 U
ISOPHORONE	78-59-1	ug/kg	570000	876	< 200 U	< 200 U	< 210 U	< 290 U	< 190 U	< 210 U	< 240 U	< 270 U	< 360 U	< 240 U	< 250 U	< 270 U	< 430 U	< 220 U
Naphthalene	91-20-3	ug/kg	2000	176	< 200 U	< 200 U	< 210 U	< 290 U	< 190 U	< 210 U	< 240 U	< 270 U	< 360 U	< 240 U	< 250 U	< 270 U	< 430 U	< 220 U
NITROBENZENE	98-95-3	ug/kg	5100	407	< 200 U	< 200 U	< 210 U	< 290 U	< 190 U	< 210 U	< 240 U	< 270 U	< 360 U	< 240 U	< 250 U	< 270 U	< 430 U	< 220 U
N-NITROSODI-N-PROPYLAMINE	621-64-7	ug/kg	78		< 200 UJ	< 200 UJ	< 210 U	< 290 U	< 190 U	< 210 U	< 240 U	< 270 U	< 360 U	< 240 U	< 250 U	< 270 U	< 430 U	< 220 U
N-NITROSODIPHENYLAMINE	86-30-6	ug/kg	110000	110	< 200 U	< 200 U	< 210 U	< 290 U	< 190 U	< 210 U	< 240 U	< 270 U	< 360 U	< 240 U	< 250 U	< 270 U	< 430 U	< 220 U
PENTACHLOROPHENOL	87-86-5	ug/kg	1000	10	< 380 UJ	< 390 UJ	< 400 U	< 560 U	< 370 U	< 410 U	< 470 U	< 520 U	< 700 U	< 470 U	< 490 U	< 530 U	< 840 U	< 420 U
PHENANTHRENE	85-01-8	ug/kg	1800000	204	97 J	< 200 U	< 210 U	150 J	230	250	1300	400	260 J	410	< 250 U	< 270 U	210 J	61 J
PHENOL	108-95-2	ug/kg	1900000	175	< 380 UJ	< 390 UJ	74 J	100 J	< 370 U	120 J	65 J	72 J	180 J	< 470 U	< 490 U	< 530 U	< 840 U	91 J
PYRENE	129-00-0	ug/kg	180000	195	110 J	< 200 UJ	< 210 U	160 J	180 J	190 J	740	340	200 J	330	< 250 U	< 270 U	260 J	< 220 U
TOTAL ORGANIC CARBON	TOC	mg/kg			4500 J	13000 J	17000	44000	8500	12000	11000	36000	69000	38000 J+	40000 J+	35000 J+	64000 J+	20000 J+

Table 28
Phase 2 Reach Sediment Analytical Results
Phase 2 Data Evaluation Summary Memorandum
Lower Neponset River
Boston and Milton, Massachusetts

					Location	24A-0039	24A-0039	24A-0040	24A-0041	24A-0041	24A-0041	24A-0041	24A-0042	24A-0042	24A-0042	24A-0043	24A-0043	24A-0043	24A-0044
					Sample Name	24A-0039-AS	24A-0039-AD	24A-0040-AS	24A-0041-AS	24A-0041-BS	24A-0041-CS	24A-0041-AD	24A-0042-AS	24A-0042-BS	24A-0042-CS	24A-0043-AS	24A-0043-BS	24A-0043-CS	24A-0044-AS
					Sample Date	10/24/2024	10/24/2024	10/24/2024	10/1/2024	10/1/2024	10/1/2024	10/1/2024	10/4/2024	10/4/2024	10/4/2024	9/18/2024	9/18/2024	9/18/2024	9/18/2024
					Sample Type	N	FD	N	N	N	N	FD	N	N	N	N	N	N	N
					Depth Interval	0 - 0.5 ft	0 - 0.5 ft	0 - 0.5 ft	0 - 0.5 ft	0.5 - 1.7 ft	1.7 - 3 ft	0 - 0.5 ft	0 - 0.5 ft	0.5 - 1.3 ft	1.3 - 2.1 ft	0 - 0.5 ft	0.5 - 1.7 ft	1.7 - 3.4 ft	0 - 0.5 ft
Analyte	Cas No.	Units	Human Health PAL	Ecological PAL															
Grain Size																			
%CLAY	%CLAY	%				0	0	0	1.5	1.3	3.7	1.4	16.3	12.5	0	0	0	0	0
%COARSE SAND >.5-1MM (USDA classification)	%COARSESAND	%				1.3	1.2	0	0	7.2	2.8	0	0	7.3	16.8	0.4	1.8	7.1	0.4
%FINE SAND >.125-.25 mm (USDA classification)	%FINE SAND	%				23.2	24.2	62.9	34.9	44.6	35.9	35.9	9.6	16.6	10.1	48.8	33.1	28.7	37.2
%MEDIUM SAND >.25-5 mm (USDA classification)	%MEDIUM SAND	%				2.0	1.9	4.8	5.5	11.9	14.8	6.7	2.5	6.2	15.8	11.5	12.3	17.8	13.3
Gravel	GRAVEL	%				0.2	0.7	0	0	0	12.0	0	0	7.4	48.6	0.2	0.5	9.5	0.6
Hydrometer, Reading 1, Percent Passing	HYD01	%				16.9	11.7	0	5.1	4.6	11.6	8.2	40.8	27.5	0	0	0	1.7	0
Hydrometer, Reading 2, Percent Passing	HYD02	%				14.4	8.6	0	3.3	4.6	8.9	8.2	31.0	23.7	0	0	0	0	0
Hydrometer, Reading 3, Percent Passing	HYD03	%				11.9	2.5	0	1.5	1.4	6.3	4.8	26.1	16.2	0	0	0	0	0
Hydrometer, Reading 4, Percent Passing	HYD04	%				2.1	2.5	0	1.5	1.4	3.7	4.8	21.2	16.2	0	0	0	0	0
Hydrometer, Reading 5, Percent Passing	HYD05	%				0	0	0	1.5	1.4	3.7	1.4	16.3	12.5	0	0	0	0	0
Hydrometer, Reading 6, Percent Passing	HYD06	%				0	0	0	0	1.4	1.1	1.4	9.0	5.0	0	0	0	0	0
Hydrometer, Reading 7, Percent Passing	HYD07	%				0	0	0	0	0	0	1.4	1.6	1.3	0	0	0	0	0
Sand	308075-07-2	%				26.5	27.3	67.7	40.4	63.7	53.5	42.6	12.1	30.1	42.7	60.7	47.2	53.6	50.9
SIEVE NO. 10, PERCENT PASSING (2.00 mm)	SIEVE10	%				98.5	98.1	100.0	100.0	92.8	85.2	100.0	100.0	85.3	34.6	99.4	97.7	83.4	99.0
SIEVE NO. 40, PERCENT PASSING (0.425 mm)	SIEVE40	%				96.5	96.2	95.2	94.5	80.9	70.4	93.3	97.5	79.1	18.8	87.9	85.4	65.6	85.7
SIEVE NO. 80, PERCENT PASSING	SIEVE80	%				86.5	86.2	58.2	78.4	53.3	52.5	79.0	93.4	72.3	12.4	60.2	67.6	48.3	66.0
SIEVE, NO. 20, PERCENT PASSING (0.85 mm)	SIEVE20	%				98.2	97.8	99.4	97.4	89.2	81.4	96.5	99.0	82.9	27.0	95.9	93.9	77.2	95.3
SIEVE, NO. 60, PERCENT PASSING	SIEVE60	%				91.5	92.3	76.2	87.5	63.3	61.0	87.3	95.0	75.9	14.8	76.1	76.5	56.0	76.0
Sieve-U.S. Std. No. 100 (0.15mm)	SIEVEUS100	%				83.9	83.0	49.1	75.1	49.6	49.0	76.1	93.1	71.0	12.2	57.7	65.3	46.9	64.6
Sieve-U.S. Std. No. 200 (0.075mm)	SIEVEUS200	%				73.3	72.0	32.3	59.6	36.3	34.5	57.4	87.9	62.5	8.7	39.1	52.3	36.9	48.5
Sieve-U.S. Std. No. 4 (4.75mm)	SIEVEUS4	%				99.8	99.3	100.0	100.0	100.0	88.0	100.0	100.0	92.6	51.4	99.8	99.5	90.5	99.4
Sieve-US Std. 0.375-inch (9.5 mm)	SIEVE0.375IN	%				100.0	99.8	100.0	100.0	100.0	89.4	100.0	100.0	100.0	81.9	100.0	100.0	93.7	100.0
Sieve-US Std. 0.75-inch (19 mm)	SIEVE0.75IN	%				100.0	100.0	100.0	100.0	100.0	100.0	100.0	100.0	100.0	100.0	100.0	100.0	100.0	100.0
Sieve-US Std. 1.5-inch (37.5 mm)	SIEVE1.5IN	%				100.0	100.0	100.0	100.0	100.0	100.0	100.0	100.0	100.0	100.0	100.0	100.0	100.0	100.0
SIEVE-US std. 1-inch (25 mm)	SIEVE1INCH	%				100.0	100.0	100.0	100.0	100.0	100.0	100.0	100.0	100.0	100.0	100.0	100.0	100.0	100.0
SIEVE-US std. 2-inch (50 mm)	SIEVE2INCH	%				100.0	100.0	100.0	100.0	100.0	100.0	100.0	100.0	100.0	100.0	100.0	100.0	100.0	100.0
SILT	445	%				73.3	72.0	32.3	58.1	35.0	30.8	56.0	71.6	50.0	8.7	39.1	52.3	36.9	48.5
PCDD/F																			
1,2,3,4,6,7,8-HpCDD	35822-46-9	pg/g	480	500		2490	1770	687	2400	1910	1350	2220	4850	3570	309	1710 JEB	2090 JEB	1520 JEB	1960 JEB
1,2,3,4,6,7,8-HpCDF	67562-39-4	pg/g	480	50		1130	832	425	1320	779	502	1290	1430	1200	91.2	969 J	1170 J	1100 J	1180 J
1,2,3,4,7,8,9-HpCDF	55673-89-7	pg/g	480	50		39.7	27.1	13.8	44.2	31.7	20.2	40.6	67.5	41.8	3.22 J	35.5 J	33.2 J	23.6 J	41.2 J
1,2,3,4,7,8-HxCDD	39227-28-6	pg/g	48	1		18.6	15.7	6.56 JN	22.6 J+	13.5 J+	9.1 J+	20.7 J+	29	25.6	3.39 J	19 J	17.8 J	10.7 J	19.9 J
1,2,3,4,7,8-HxCDF	70648-26-9	pg/g	48	5		39.5	34.2	20.4	75.7	49.4	30.2	74.3	89.6	54.4	3.91 J	59.6	64.1	40.7	68.9
1,2,3,6,7,8-HxCDD	57653-85-7	pg/g	48	50		107	84.2	34.6	106	87	57.5	100	179	140	13.2	79.5 J	100 J	90.6 J	92.2 J
1,2,3,6,7,8-HxCDF	57117-44-9	pg/g	48	5		26.9	23.9	13.7	39	24.5	15.5	36.7	47.1	32.9	2.4 J	36.1 J	33.4 J	22.6 J	41.4 J
1,2,3,7,8,9-HxCDD	19408-74-3	pg/g	48	50		51.8	42.6	19.1	60.6	37.8	25.5	56.3	84.3	70.5	8.97	47.8 J	53.4 J	42.1 J	55.2 J
1,2,3,7,8,9-HxCDF	72918-21-9	pg/g	48	5		< 1.03 U	< 0.574 U	< 0.876 U	< 1.51 U	< 1.13 U	< 0.681 U	< 0.964 U	< 1.2 U	< 1.01 U	< 0.338 U	< 0.603 U	< 0.722 U	< 0.718 U	< 0.838 U
1,2,3,7,8-PeCDD	40321-76-4	pg/g	4.8	0.5		7.88 J	6.78 J	3.08 JN	9.17 J	5.66 J	3.78 J	8.75 J	11.8	11.4 J	1.07 J	7.69 J	8.4 J	5.59 J	8.9 J
1,2,3,7,8-PeCDF	57117-41-6	pg/g	160	10		7.97 JN	7.06	3.02 JN	12.8	7.52	5.94	9.61	14.4	11.7	0.919 J	7.64 J	9.09 J	16.1 J	8.67 J
2,3,4,6,7,8-HxCDF	60851-34-5	pg/g	48	5		32.7	29.2	15.6	40.1	30.5	18.8	36.2	54.4	36.6	3 J	34.6 J	34.4 J	28.4 J	39.7 J
2,3,4,7,8-PeCDF	57117-31-4	pg/g	16	1		52.1 J	44.6 J	18.8 J	38.2 J+	40.3 J+	38.2 J+	34.8 J+	109	65.8	4.48 J	31.7 J	37.8 J	48.4 J	32.3 J
2,3,7,8-TCDD	1746-01-6	pg/g	4.8	0.5		5.19 J	4.62 J	< 1.96 UJ	2.33 J	2.61 J	3.26 JN	2.4 J	20.8 J	9.56 J	0.614 J	1.92 J	2.34 J	3.33 J	2.18 J
2,3,7,8-TCDF	51207-31-9	pg/g	48	10		39.5	26.3	12.3	25.9	16.8	17	15.8	49.8	48.1	4.1	12.5	16.9	59.4	14
OCDD	3268-87-9	pg/g	16000	5000		22600 J	13800	5330	16900 EB	15100 EB	12800 EB	15800 EB	48300 JEB	34200 JEB	2660 EB	12800 JEB	14300 JEB	12200 JEB	14500 JEB
OCDF	39001-02-0	pg/g	16000	5000		2070 J	889 J	477	1490	990	634	1450	2300 J	1730 J	115 J	1130 J	1170 J	911 J	1400 J
Total HpCDD	RA_Total_HpCDD	pg/g				4820	3230	1297	4270	3390	2480	3910	8900	6790	569	3110	3750	2730	3580
Total HpCDF	RA_Total_HpCDF	pg/g				3047.5	1932.9	870.8	2609	1803.2	1232.17	2494.3	3904	3088.9	222.42	1879.4	2296.3	2245.9	2266.3
Total HxCDD	RA_Total_HxCDD	pg/g	100			705.17	561.3	235.13	735.97	538.68	386.95	678.3	1246.4	960.4	94.202	519.99	633.3	583.12	622.05
Total HxCDF	RA_Total_HxCDF	pg/g				875.58	705.97	349.6	879.17	698.87	457.09	746.51	1366.31	1021.79	77.922	740.02	790.16	745.35	904.89
Total PeCDD	RA_Total_PeCDD	pg/g				87.25	67.09	30.11	97.96	69	48.833	95.29	190.25	143.64	11.863	67.1	82.12	81.425	78.91
Total PeCDF	RA_Total_PeCDF	pg/g				417.22	349.52	162.35	440.68	432.693	309.866	411.899	962.47	627.49	44.942	343.648	395.382	404.29	398.431
Total TCDD	RA_Total_TCDD	pg/g				31.75	31.37	3.3 U	33.044	29.432	27.686	29.552	135.527	73.434	4.242	21.903	31.081	27.77	29.056
Total TCDF	RA_Total_TCDF	pg/g				445.25	362.25	146.8	298.63	352.97	322.13	251	977.55	548.17	36.28	245.54	284.08	341.04	240.8
Total PCDD/F TEQ (Bird)	RA-TEQ-B-DF	pg/g				139.211	109.4529	47.6917	118.491	93.513	80.7794	102.347	248.505	177.731	14.0161	87.277	102.438	147.2181	96.446
Total PCDD/F TEQ (Fish)	RA-TEQ-F-DF	pg/g				78.9455	65.0459	27.6887	78.862	59.7	47.0324	73.7045	151.438	103.726	8.55335	63.418	70.2325	66.8091	70.5495
Total PCDD/F TEQ (Mammal)	RA-TEQ-M-DF	pg/g				104.5371	81.2995	34.0367	103.493	78.5696	58.7904	96.5593	197.707	140.758	11.81927	79.5832	91.9257	83.7423	90.7421
PCB Congeners																			
PCB-001	2051-60-7	ng/g	230	14		32.3 J	32.6 J	22.7 J	20.7 J	22.6	290 J	39.9 J	1230 J	469 J	64 J	28.3 J	37.6 J	3.43	30.3 J
PCB-002	2051-61-8	ng/g	230	14		8.36 J	8.71 J	1.22 J	< 0.0478 UJ	3.47 J	47.6 J	< 0.048 UJ	203 J	52.3 J	2.68	0.518 EB	0.623 EB	0.711 EB	0.563 EB
PCB-003	2051-62-9	ng/g	230	14		16.8 J	29.3 J	13 J	11.9	30.8	264 J	13.1	1530 J	369 J	23.1 J	11.7 J	17.8 J	2.6 J	14.9 J
PCB-004/010	PCB-4/10	ng/g	230	14		636 J	572 J	80.6 J	48.5 J	201 J	2140 J	108 J	8630 J	2430 J	189 J	62.4 J	74.5 J	44.5 J	58.5 J
PCB-005/008	PCB-5/8	ng/g	230	14		483 J	448 J	88 J	56 J	168 J	1680 J	105 J	2750 J	1120 J	143 J	54.5 J	88.1 J	26.4 J	64.8 J
PCB-006	25569-80-6	ng/g	230	14		574 J	541 J	54.4 J	11	88.1 J	1450 J	14.2	2440 J	1190 J	100 J	11.7	13.4	18 J+	10.8
PCB-007/009	PCB-7/9	ng/g	230	14		40.7 J	33.6 J	4.91 J	2.41	10.9	132 J	2.2	237 J	88.2 J	8.4	1.7	2.45	2.01 J+	2.01
PCB-011	2050-67-1	ng/g	230	14		22.6 J	31.4 J	5.38 J	2.23	19.2	83.1 J	2.43	145 J	54 J	5.26	4.91 J	2.62 J	5.13 J	2.49 J
PCB-012/013	PCB-12/13	ng/g	230	14		71.1 J	103 J	21.7 J	6.32	83.2 J	330 J	7.29	570 J	225 J	19.6	8.63 J	8.52 J	15.3 J	7.26 J
PCB-014	34883-41-5	ng/g	230	14		< 0.0425 U	< 0.0421 U	< 0.0438 U	< 0.0442 U	< 0.0438 U	0.744	< 0.0444 U	1.36 J+	< 0.0442 U	< 0.0441 U	< 0.0217 U	< 0.0217 U	< 0.0214 U	< 0.0214 U
PCB-015	2050-68-2	ng/g	230	14		811 J	983 J	145 J	50.3 J	542 J	1290 J	48.9 J	3370 J	3010 J	82.9 J	67.9 J	67.2 J	217 J	58.4 J
PCB-016/032	PCB-16/32	ng/g	230	14		1260 J	1350 J	167 J	29.8	993 J	2470 J	39.2	7990 J	3200 J	224 J	320 J	42.2 J	659 J	32.7 J

Table 28
Phase 2 Reach Sediment Analytical Results
Phase 2 Data Evaluation Summary Memorandum
Lower Neponset River
Boston and Milton, Massachusetts

					Location	24A-0039	24A-0039	24A-0040	24A-0041	24A-0041	24A-0041	24A-0041	24A-0042	24A-0042	24A-0042	24A-0043	24A-0043	24A-0043	24A-0044
					Sample Name	24A-0039-AS	24A-0039-AD	24A-0040-AS	24A-0041-AS	24A-0041-BS	24A-0041-CS	24A-0041-AD	24A-0042-AS	24A-0042-BS	24A-0042-CS	24A-0043-AS	24A-0043-BS	24A-0043-CS	24A-0044-AS
					Sample Date	10/24/2024	10/24/2024	10/24/2024	10/1/2024	10/1/2024	10/1/2024	10/1/2024	10/4/2024	10/4/2024	10/4/2024	9/18/2024	9/18/2024	9/18/2024	9/18/2024
					Sample Type	N	FD	N	N	N	N	FD	N	N	N	N	N	N	N
					Depth Interval	0 - 0.5 ft	0 - 0.5 ft	0 - 0.5 ft	0 - 0.5 ft	0.5 - 1.7 ft	1.7 - 3 ft	0 - 0.5 ft	0 - 0.5 ft	0.5 - 1.3 ft	1.3 - 2.1 ft	0 - 0.5 ft	0.5 - 1.7 ft	1.7 - 3.4 ft	0 - 0.5 ft
Analyte	Cas No.	Units	Human Health PAL	Ecological PAL														
PCB-017	37680-66-3	ng/g	230	14	887 J	909 J	107 J	24.2 EB	545 JEB	1930 JEB	32.8 EB	4710 J	1940 J	122 J	164 J	33 J	419 J	24.3 J
PCB-018	37680-65-2	ng/g	230	14	1750 J	1690 J	156 J	13.3 EB	565 JEB	2510 JEB	12.1 EB	8690 J	3930 J	216 J	81.9 J	15.6	679 J	12.9
PCB-019	38444-73-4	ng/g	230	14	260 J	298 J	39.2 J	12.6 J	357 J	718 J	22 J	2270 J	876 J	63.6 J	147 J	17.7 J	132 J	14 J
PCB-020/021/033	PCB-20/21/33	ng/g	230	14	376 J	339 J	58.5 J	5.26 J	111 J	342 J	4.69 J	581 J	376 J	27.8	18.3	7.08	162 J	5.03
PCB-022	38444-85-8	ng/g	230	14	521 J	525 J	62.7 J	5.95	232 J	837 J	4.92	1780 J	799 J	45.2 J	14.5 J	7.92 J	180 J	6.32 J
PCB-023/034	PCB-23/34	ng/g	230	14	26.7 J	28.8 J	3.64 J	0.487	15.3	54.2 J	0.839	171 J	60.4 J	3.94	15.7	0.707	12.9	0.816
PCB-024/027	PCB-24/27	ng/g	230	14	133 J	160 J	26.6 J	8.88	167 J	394 J	13.1	956 J	348 J	24.3 J	133 J	11.1 J	81.2 J	9.28 J
PCB-025	55712-37-3	ng/g	230	14	800 J	960 J	104 J	11.4	357 J	1610 J	12.3	4030 J	1740 J	78 J	91.3 J	15.2 J	436 J	14.7 J
PCB-026	38444-81-4	ng/g	230	14	1260 J	1480 J	168 J	17.7	627 J	2750 J	18.7	8030 J	3170 J	167 J	222 J	21.7 J	732 J	21.6 J
PCB-028	7012-37-5	ng/g	230	14	1650 J	1740 J	273 J	38	1270 J	1860 J	36.5	3320 J	1760 J	108 J	85.1 J	54.3 J	1230 J	45.7 J
PCB-029	15862-07-4	ng/g	230	14	< 0.0557 UJ	1.2 J	< 0.0574 U	< 0.0579 U	< 0.0573 U	< 0.0575 U	< 0.0582 U	1.87	< 0.0578 U	< 0.0577 U	0.359	< 0.0285 U	< 0.028 U	< 0.0281 U
PCB-030	35693-92-6	ng/g	230	14	0.598	0.715	< 0.0572 U	< 0.0577 U	0.87	1.51	< 0.058 U	3.11	1.39	< 0.0575 U	0.213	< 0.0284 U	0.552	< 0.028 U
PCB-031	16606-02-3	ng/g	230	14	2190 J	2250 J	280 J	36.7	1090 J	4210 J	35.1	10600 J	4320 J	247 J	291 J	44.3 J	797 J	46 J
PCB-035	37680-69-6	ng/g	230	14	12 J	9.39 J	1.97 J	< 0.0541 U	5.17 J+	8.4 J+	< 0.0544 U	166 J	129 J	< 0.054 U	0.919 J	0.523 J	7.82 J	< 0.0263 UJ
PCB-036	38444-87-0	ng/g	230	14	< 0.0412 U	< 0.0408 U	< 0.0425 U	< 0.0428 U	< 0.0424 U	< 0.0425 U	< 0.043 U	< 0.0431 U	< 0.0428 U	< 0.0427 U	< 0.0211 U	< 0.0211 U	< 0.0207 U	< 0.0208 U
PCB-037	38444-90-5	ng/g	230	14	333 J	327 J	49.8 J	13.9	215 J	285 J	11	691 J	556 J	24.2	18.5	16.5	143 J	13.1
PCB-038	53555-66-1	ng/g	230	14	< 0.0618 U	< 0.0612 U	< 0.0637 U	< 0.0642 U	< 0.0636 U	< 0.0638 U	< 0.0645 U	< 0.0647 U	< 0.0642 U	< 0.0641 U	< 0.0316 U	< 0.0316 U	< 0.0311 U	< 0.0312 U
PCB-039	38444-88-1	ng/g	230	14	7.41	7.63	0.934	0.53 J	4.42 J	11.7 J	< 0.0416 UJ	37.7	16.3	1.33	3.11 J	0.457 J	4.65 J	0.573 J
PCB-040	38444-93-8	ng/g	230	14	183 J	196 J	33.2	3.44 J	133 J	243 J	2.99 J	12.2	155 J	6.51	4.87	5.31	149 J	2.55
PCB-041/064	PCB-41/64	ng/g	230	14	593 J	691 J	112 J	33.4	503 J	823 J	32.6	1350 J	606 J	24.3 J	49.4 J	44.3 J	485 J	39 J
PCB-042	36559-22-5	ng/g	230	14	480 J	556 J	86 J	15.5	343 J	752 J	16.1	1560 J	720 J	34.4	51.6 J	24.5 J	372 J	14.3 J
PCB-043/049	PCB-43/49	ng/g	230	14	1560 J	1840 J	279 J	91.2 JEB	1110 JEB	2380 JEB	96 JEB	8050 J	3440 J	183 J	661 J	112 J	1160 J	111 J
PCB-044	41464-39-5	ng/g	230	14	1220 J	1320 J	207 J	33.1 EB	818 JEB	1690 JEB	33 EB	3060 J	1330 J	57.1 J	58 J	46.5 J	967 J	25.9 J
PCB-045	70362-45-7	ng/g	230	14	185 J	193 J	34.6	4.86	177 J	278 J	4.76	278 J	115 J	4.53	6.59	8.85	173 J	3.77
PCB-046	41464-47-5	ng/g	230	14	101 J	111 J	15.2 J	1.6	60.6 J	142 J	1.35	360 J	178 J	8.76	10.9 J	2.46 J	64.6 J	1.5 J
PCB-047/048/075	PCB-47/48/75	ng/g	230	14	737 J	847 J	163 J	119 J	625 J	1050 J	129 J	3330 J	1440 J	81.6 J	564 J	148 J	499 J	120 J
PCB-050	62796-65-0	ng/g	230	14	6.75 J	8.13 J	1.45 J	0.544	6.39	13.2	0.57	42.4 J	15.2	1.09	7.8	0.687	4.7	0.453
PCB-051	68194-04-7	ng/g	230	14	106 J	137 J	23.4 J	5.72	98.5 J	217 J	6.76	947 J	369 J	23.7 J	121 J	9.48 J	69.5 J	5.99 J
PCB-052/073	PCB-52/73	ng/g	230	14	1640 J	1870 J	285 J	103 J	1120 J	2410 J	108 J	8330 J	3440 J	182 J	514 J	136 J	1220 J	92.8 J
PCB-053	41464-41-9	ng/g	230	14	304 J	363 J	54.4 J	12.5	219 J	530 J	14.6	2060 J	879 J	49.2 J	246 J	25 J	197 J	12.8 J
PCB-054	15968-05-5	ng/g	230	14	7.58	10.1	1.78	0.622	6.94	16.9	0.779	89.7 J	32.6	2.17	16.4 J	1.12 J	4.87 J	0.537 J
PCB-055	74338-24-2	ng/g	230	14	1.82	2.53	1.08	< 0.0789 U	4.12	4.02	< 0.0793 U	4.62	2.62	< 0.0787 U	< 0.0388 UJ	0.303 J	2.97 J	< 0.0383 UJ
PCB-056/060	PCB-56/60	ng/g	230	14	221 J	187 J	51 J	16.5	194 J	80.9 J	13.4	86.5 J	83.7 J	7.79	18.1	19.1	88.3 J	15
PCB-057	70424-67-8	ng/g	230	14	13.8	22.4	3.08	0.876 J	14.4 J	29.9 J	0.849 J	215 J	34.6	1.28	9.63	0.966	19.1	1.23
PCB-058	41464-49-7	ng/g	230	14	5.2	5.13	1.07	0.421 J	2.47 J	3.96 J	0.493 J	9.28	5.29	< 0.053 U	0.704 J	0.626 J	3.13 J	0.349 J
PCB-059	74472-33-6	ng/g	230	14	75.7 J	100 J	14.8	2.66	68.7 J	94.1 J	2.48	184 J	77.1 J	2.73	3.3	3.55	67.1 J	2.16
PCB-061/074	PCB-61/74	ng/g	230	14	501 J	467 J	83.1 J	16.7	246 J	294 J	13.8	675 J	468 J	26.8 J	39.5 J	19.2	217 J	18
PCB-062	54230-22-7	ng/g	230	14	< 0.0462 U	< 0.0457 U	< 0.0476 U	< 0.048 U	< 0.0475 U	< 0.0477 U	< 0.0482 U	< 0.0483 U	< 0.0479 U	< 0.0479 U	< 0.0236 U	< 0.0236 U	< 0.0232 U	< 0.0233 U
PCB-063	74472-34-7	ng/g	230	14	60 J	80.5 J	12.7	5.15	48.7 J	88.8 J	4.8	269 J	111 J	6.07	45.4 J	4.42	47.9 J	5.66
PCB-065	33284-54-7	ng/g	230	14	< 0.0645 U	< 0.0639 U	< 0.0664 U	< 0.067 U	< 0.0664 U	0.766	< 0.0673 U	< 0.0675 U	< 0.0669 U	< 0.0668 U	0.458	< 0.033 U	< 0.0324 U	< 0.0325 U
PCB-066/080	PCB-66/80	ng/g	230	14	707 J	628 J	123 J	44.6 J	434 J	254 J	39.3	569 J	543 J	39.2 J	91.1 J	53.2 J	290 J	43.8 J
PCB-067	73575-53-8	ng/g	230	14	31.7	30.8	5.87	0.988	17.3	22.9	0.76	50.1 J	28.6	1.41	2.06	1.45	18.2	0.98
PCB-068	73575-52-7	ng/g	230	14	< 0.0683 UJ	14.1 J	3.41 J	5.22	9.41	21.6	5.37	120 J	18.2	1.39	19.1	5.43	18.5	5.35
PCB-069	60233-24-1	ng/g	230	14	< 0.0511 U	< 0.0506 U	< 0.0527 U	< 0.0531 U	3.03	5.52	< 0.0534 U	< 0.0535 U	5.67	< 0.053 U	3.84 J	< 0.343 UJ	2.08 J	< 0.0258 UJ
PCB-070	32598-11-1	ng/g	230	14	586 J	505 J	117 J	48.8 J	391 J	170 J	45.2 J	224 J	288 J	26.2	65.4 J	58.5 J	225 J	45.7 J
PCB-071	41464-46-4	ng/g	230	14	415 J	542 J	77.1 J	14.6	288 J	618 J	14.8	1830 J	829 J	41.7 J	112 J	20 J	327 J	13 J
PCB-072	41464-42-0	ng/g	230	14	19.2 J	26 J	4.41 J	6.32	15.8	33.6	5.91	135 J	49 J	2.55	21 J	6.27 J	2.61 J	5.98 J
PCB-076	70362-48-0	ng/g	230	14	< 0.0755 U	< 0.0748 U	< 0.0778 U	< 0.0785 U	< 0.0778 U	< 0.078 U	< 0.0789 U	< 0.0791 U	< 0.0784 U	< 0.0783 U	< 0.0386 U	< 0.0386 U	< 0.038 U	< 0.0381 U
PCB-077	32598-13-3	ng/g	38	14	66.7 J	72.5 J	15.8 J+	11.5 J+	67.4 J	56.8 J	11 J+	126 J	75.3 J	5.16 J+	13.2 J+	12.6 J+	29.1 J	10 J+
PCB-078	70362-49-1	ng/g	230	14	< 0.0786 U	< 0.0778 U	< 0.081 U	< 0.0817 U	< 0.0809 U	< 0.0811 U	< 0.082 U	< 0.0823 U	< 0.0816 U	< 0.0815 U	< 0.0402 U	< 0.0402 U	< 0.0395 U	< 0.0396 U
PCB-079	41464-48-6	ng/g	230	14	< 0.0441 U	< 0.0436 U	< 0.0454 U	< 0.0458 U	< 0.0454 U	< 0.0455 U	< 0.046 U	< 0.0461 U	< 0.0457 U	< 0.0457 U	< 0.0225 U	< 0.0225 U	< 0.0222 U	< 0.0222 U
PCB-081	70362-50-4	ng/g	12	14	5.94 J	5.78 J	2.31 J	1.53 J+	5.49 J+	5.95 J+	1.44 J+	14.7 J+	12.5 J+	< 0.0724 U	1.43 J+	1.52 J+	5.77 J+	0.985 J+
PCB-082	52663-62-4	ng/g	230	14	47.6 J	46.9 J	13.3	7.31	49.5 J	54.6 J	7.97	117 J	54 J	2.91	8.23	12.6	47.5 J	5.99
PCB-083/109	PCB-83/109	ng/g	230	14	30.4	34	7.39	6.09	26.3	43.6 J	6.61	120 J	45.3 J	2.31	9.39 J	9.4 J	29.5 J	4.97 J
PCB-084	52663-60-2	ng/g	230	14	148 J	156 J	33	16.1	111 J	190 J	17.5	452 J	175 J	7.36	21.4 J	29 J	134 J	12
PCB-085/120	PCB-85/120	ng/g	230	14	87.5 J	87.1 J	26.5	26.5	92.8 J	94.1 J	27.3	200 J	100 J	5.59	23.8 J	34.9 J	77.8 J	21.9 J
PCB-086/097	PCB-86/97	ng/g	230	14	141 J	125 J	30.9	21.6	99.7 J	101 J	22.6	279 J	139 J	7.03	27.4 J	34.5 J	97.3 J	17.9
PCB-087/115/116	PCB-87/115/116	ng/g	230	14	131 J	135 J	46.9 J	37.2	157 J	153 J	39.9 J	344 J	154 J	8.92	50.8 J	53.4 J	126 J	35.6 J
PCB-088/121	PCB-88/121	ng/g	230	14	0.843 J	1.01 J	0.455 J	< 0.158 U	1.86	1.71	< 0.159 U	2.06	< 0.158 U	< 0.158 U	0.437	0.537	0.928	< 0.0767 U
PCB-089/090/101	PCB-89/90/101	ng/g	230	14	348 J	320 J	88.8 J	85.1 J	282 J	271 J	90.3 J	743 J	359 J	19.4	127 J	118 J	239 J	76.4 J
PCB-091	68194-05-8	ng/g	230	14	114 J	127 J	28	28.4	99.2 J	166 J	30	441 J	171 J	8.23	48.4 J	37.1 J	101 J	25.7 J
PCB-092	52663-61-3	ng/g	230	14	77.2 J	92.5 J	21.5	29.1	75.5 J	120 J	30.8	376 J	140 J	7.04	60.2 J	36.7 J	74.5 J	25.4 J
PCB-093/095	PCB-93/95	ng/g	230	14	360 J	379 J	84.6 J	70.6 J	308 J	462 J	75.7 J	1040 J	408 J	17	76.7 J	112 J	318 J	56.1 J
PCB-094	73575-55-0	ng/g	230	14	6.59	8.07	2.12	1.98	6.83	12.5	2.34	31.2	12	0.626	6.67 J	2.83 J	6.27 J	1.96 J
PCB-096	73575-54-9	ng/g	230	14	< 0.0584 UJ	12.4 J	< 0.0601 U	1.08	7.92	16.6	1.21	< 0.0611 U	13.2	0.724	1.96 J	1.94 J	9.72 J	0.926 J
PCB-098/102	PCB-98/102	ng/g	230	14	39.4 J	41.8 J	8.81 J	5.38	31.9	58.2 J	5.72	146 J	56.8 J	2.32	13.7 J	9 J	34.5 J	4.72 J
PCB-099	38380-01-7	ng/g	230	14	237 J	222 J	52.1 J	61.5 J	174 J	186 J	63.9 J	590 J	278 J	14 J	89.1 J	81.1 J	4.18 J	52.5 J
PCB-100	39485-83-1	ng/g	230	14	4.26 J	5.96 J	1.61 J	2.51	4.16	7.91	2.66	36.8	12.9	0.972	9.09 J	2.66 J	3.26 J	2.69 J
PCB-103	60145-21-3	ng/g	230	14	7.44	8.96	1.85	2.15	5.49	11.4	2.54	49.4 J	17.4	0.954	8.92 J	2.41 J	5.87 J	2.29 J
PCB-104	56558-16-8	ng/g	230	14	0.229	0.35	< 0.0444 U	< 0.0448 U	0.196 J	0.665	< 0.045 U	3.11	1.07	< 0.0447 U	0.706 J	0.11 J	< 0.0217 UJ	0.126 J

Table 28
Phase 2 Reach Sediment Analytical Results
Phase 2 Data Evaluation Summary Memorandum
Lower Neponset River
Boston and Milton, Massachusetts

					Location	24A-0039	24A-0039	24A-0040	24A-0041	24A-0041	24A-0041	24A-0041	24A-0042	24A-0042	24A-0042	24A-0043	24A-0043	24A-0043	24A-0044
					Sample Name	24A-0039-AS	24A-0039-AD	24A-0040-AS	24A-0041-AS	24A-0041-BS	24A-0041-CS	24A-0041-AD	24A-0042-AS	24A-0042-BS	24A-0042-CS	24A-0043-AS	24A-0043-BS	24A-0043-CS	24A-0044-AS
					Sample Date	10/24/2024	10/24/2024	10/24/2024	10/1/2024	10/1/2024	10/1/2024	10/1/2024	10/4/2024	10/4/2024	10/4/2024	9/18/2024	9/18/2024	9/18/2024	9/18/2024
					Sample Type	N	FD	N	N	N	N	FD	N	N	N	N	N	N	N
					Depth Interval	0 - 0.5 ft	0 - 0.5 ft	0 - 0.5 ft	0 - 0.5 ft	0.5 - 1.7 ft	1.7 - 3 ft	0 - 0.5 ft	0 - 0.5 ft	0.5 - 1.3 ft	1.3 - 2.1 ft	0 - 0.5 ft	0.5 - 1.7 ft	1.7 - 3.4 ft	0 - 0.5 ft
Analyte	Cas No.	Units	Human Health PAL	Ecological PAL															
PCB-105/127	PCB-105/127	ng/g	120	14	< 0.0677 UJ	< 0.0671 UJ	< 0.0698 UJ	21.6	105 J	72.9 J	21.9	105 J	66.1 J	5.07	27.8 J	30.3 J	60.7 J	21.8 J
PCB-106/118	PCB-106/118	ng/g	120	14	325 J	284 J	91.5 J	78.6 J	254 J	231 J	80.1 J	625 J	333 J	18.5	95.4 J	106 J	199 J	72 J
PCB-107/108	PCB-107/108	ng/g	230	14	31.2	29.2	7.91	7.93	23.2	25	7.36	78.1 J	38.5	2.28	11.9 J	9.59 J	< 0.0614 UJ	7.07 J
PCB-110	38380-03-9	ng/g	230	14	547 J	584 J	143 J	152 JEB	458 JEB	739 JEB	155 JEB	1880 J	743 J	33.8	163 J	195 J	464 J	124 J
PCB-111/117	PCB-111/117	ng/g	230	14	< 0.275 U	< 0.272 U	< 0.283 U	< 0.285 U	124 J	< 0.284 U	< 0.287 U	< 0.288 U	< 0.285 U	< 0.285 U	< 0.14 U	< 0.14 U	< 0.138 U	< 0.138 U
PCB-112	74472-36-9	ng/g	230	14	2.18	2.44	0.696	0.591	2.01	3.33	0.526	7.33	2.68	0.268	1.37	0.777	16	0.487
PCB-113	68194-10-5	ng/g	230	14	2.76	3.12	0.85	1.12	3.02	7.36	1.2	18.9	6.59	< 0.0477 U	1.26 J	1.37 J	3.3 J	0.978 J
PCB-114	74472-37-0	ng/g	120	14	6.04	6.19	2.63	1.52	7.84	6.66	1.83	9.64	< 0.0743 U	< 0.0742 U	2.35	1.96	< 0.036 U	1.46
PCB-119	56558-17-9	ng/g	230	14	19.9	23.9	4.5	7.19	15.3	28.7	7.28	105 J	39.5	2.18	12.9 J	7.67 J	< 0.0277 UJ	6.44 J
PCB-122	76842-07-4	ng/g	230	14	2.74 J	2.97 J	1.22 J	1.21	4.02	2.18	1.27	3.42	< 0.082 U	< 0.0819 U	1.18 J	1.88 J	4.85 J	1 J
PCB-123	65510-44-3	ng/g	120	14	7.24 J+	6.47 J+	3.19 J+	3.86 J+	8.49 J+	7.15 J+	4 J+	17.4 J+	8.06 J+	0.671 J+	3.91 J+	4.88 J+	20.3 J	3.01 J+
PCB-124	70424-70-3	ng/g	230	14	5.76 J	5.49 J	3.22 J	3.94	9.24	5.31	3.92	3.05	5.35	< 0.0356 U	3.44	5.03	< 0.0173 U	3.13
PCB-125	74472-39-2	ng/g	230	14	1.83 J	1.8 J	0.532 J	1.2 J	2.51 J	1.76 J	0.987 J	5.52	4.43	0.307	1.01 J	0.507 J	2.17 J	< 0.0212 UJ
PCB-126	57465-28-8	ng/g	0.036	14	< 0.0492 U	< 0.0487 U	< 0.0507 U	< 0.0511 UJ	2.52 J	< 0.0508 UJ	< 0.0514 UJ	< 0.0515 U	< 0.0511 U	< 0.051 U	1.94 J+	1.63 J+	< 0.0248 U	< 0.0248 U
PCB-128	38380-07-3	ng/g	230	14	25.1 J	24.6 J	16.5 J	23.8	35.8	37.6	24.4	109 J	44.8 J	2.5	18.3	29.7 J	< 0.0342 U	18.6
PCB-129	55215-18-4	ng/g	230	14	6.45 J	4.84 J	4.49 J	4.86	8.79	7.14	4.96	15.4	7.55	< 0.0973 U	3.78 J	6.53 J	< 0.0472 UJ	4.07 J
PCB-130	52663-66-8	ng/g	230	14	9.94 J	11.8 J	5.87 J	7.69	12.3	16.6	8	52.8 J	20.9	1.13	8 J	9.33 J	9.06 J	6.62 J
PCB-131/142	PCB-131/142	ng/g	230	14	1.66 J	1.76 J	1.46 J	1.2 J	2.48 J	2.31 J	1.44 J	7.42	2.61	< 0.0216 U	1.01	1.74	3.22	1.11
PCB-132/168	PCB-132/168	ng/g	230	14	53.3 J	53.2 J	27.1 J	36.4	61.3 J	80.1 J	37.6	739 J	82.6 J	4.12	33.3 J	46.4 J	171 J	27.6 J
PCB-133	35694-04-3	ng/g	230	14	2.89 J	3.38 J	1.34 J	2.24	3.06	4.99	2.62	17.4	6.44	0.402	4.2 J	2.57 J	8.45 J	2.13 J
PCB-134	52704-70-8	ng/g	230	14	7.82 J	8.79 J	4.13 J	5.55	9.83	12.7	6.08	37.7	14.8	0.716	5.44 J	7.27 J	< 0.0664 UJ	4.49 J
PCB-135/144	PCB-135/144	ng/g	230	14	21.7 J	24.9 J	11.4 J	16	27.3	35.8	16.1	104 J	40.1 J	1.89	16.9 J	19.5 J	23.7 J	12.4 J
PCB-136	38411-22-2	ng/g	230	14	18.5 J	20.4 J	8.69 J	11	21.3	27.3	11.4	77.3 J	31 J	1.35 J	10.9 J	14.5 J	18.8 J	8.46 J
PCB-137	35694-06-5	ng/g	230	14	8.14 J	7.92 J	5.6 J	7.1	12	9.94	7.54	27.7	12.7	0.676	6.3 J	9.19 J	< 0.0633 UJ	6.06 J
PCB-138/163/164	PCB-138/163/164	ng/g	230	14	133 J	153 J	85.7 J	128 J	189 J	185 J	130 J	543 J	212 J	11.9 J	104 J	144 J	148 J	97.9 J
PCB-139/149	PCB-139/149	ng/g	230	14	102 J	111 J	48.8 J	74.1 J	123 J	150 J	74.5 J	453 J	179 J	8.46 J	70.5 J	90.8 J	105 J	57.7 J
PCB-140	59291-64-4	ng/g	230	14	1.39	1.65	0.706	0.848	1.1	2.16	1.02	7.3	2.81	< 0.0633 U	1.28	1.01	1.37	0.734
PCB-141	52712-04-6	ng/g	230	14	17.3 J	17.6 J	12.6 J	16.3	27.7	20.8	16.3	52.8 J	23.8 J	1.35 J	13.6	21.6 J	19.1	13
PCB-143	68194-15-0	ng/g	230	14	0.63	0.702	< 0.0633 U	< 0.0638 U	0.931	0.684	< 0.0641 U	3.08	< 0.0638 U	< 0.0637 U	0.781	0.524	< 0.0309 U	< 0.031 U
PCB-145	74472-40-5	ng/g	230	14	0.168 J	0.242	< 0.079 U	< 0.0797 U	0.16 J	0.275	< 0.0801 U	0.704	0.464	< 0.0795 U	0.122	0.0947 J	0.234	< 0.0387 U
PCB-146	51908-16-8	ng/g	230	14	19	21.2	8.56	13.2	19.3	26.2	13.2	93 J	35	2.05	19.2 J	15.8 J	< 0.0275 UJ	11.1 J
PCB-147	68194-13-8	ng/g	230	14	3.83 J	5.09 J	2.64 J	4.78	5.69	8.37	4.81	26.1	10.2	0.71	6.29 J	4.86 J	4.18 J	4.23 J
PCB-148	74472-41-6	ng/g	230	14	0.39	0.596	< 0.0682 U	0.337	0.373	0.734	0.35	2.76	1.08	< 0.0686 U	0.893	0.288	0.372	0.389
PCB-150	68194-08-1	ng/g	230	14	0.355	0.369	0.2	0.329	0.4	0.628	0.403	1.77	0.696	< 0.0787 U	0.511 J	0.364 J	0.258 J	0.314 J
PCB-151	52663-63-5	ng/g	230	14	24.8 J	27.6 J	11.4 J	17.9	30.2	38.1	17.6	112 J	43.7 J	2.08 J	22.2 J	21.2 J	25.2 J	14.3 J
PCB-152	68194-09-2	ng/g	230	14	0.418 J	0.505 J	0.208 J	0.379	0.49	0.836	0.42	2.15	0.887	< 0.087 U	0.761	0.391	0.41	0.318
PCB-153	35065-27-1	ng/g	230	14	96 J	101 J	50.8 J	79.4 J	120 J	112 J	79.1 J	< 0.0445 UJ	156 J	7.96 J	76.1 J	95.6 J	< 0.0214 UJ	62.8 J
PCB-154	60145-22-4	ng/g	230	14	3.06	3.93	1.23	2.33	2.65	5.38	2.18	18.2	6.81	0.37	4.6 J	2.39 J	2.64 J	2.2 J
PCB-155	33979-03-2	ng/g	230	14	< 0.0408 U	< 0.0404 U	< 0.0421 U	< 0.0424 U	< 0.042 U	< 0.0421 U	< 0.0426 U	0.174 J	< 0.0424 U	< 0.0423 U	0.036 J	< 0.0209 U	< 0.0205 U	< 0.0206 U
PCB-156	38380-08-4	ng/g	120	14	12.6 J	13.2 J	9.69 J	10.1	17.4	17.2	9.96	47.6 J	22.3	1.03	8.99 J	12.5 J	< 0.0297 UJ	8.48 J
PCB-157	69782-90-7	ng/g	120	14	3.1 J+	3.36 J+	2.43 J+	3.58 J+	5.48 J+	5.5 J+	3.81 J+	13.2 J+	5.6 J+	< 0.0587 U	2.93 J	4.28 J	< 0.0285 UJ	2.54 J
PCB-158/160	PCB-158/160	ng/g	230	14	10.9 J	12 J	8.79 J	10.9	18.5	17.4	11.7	425 J	176 J	1.14	8.96 J	14.5 J	107 J	9.13 J
PCB-159	39635-35-3	ng/g	230	14	0.673	1.22	0.487	0.639 J	1.19 J	0.915 J	0.516 J	5.28	< 0.0699 U	< 0.0698 U	0.945	0.59	< 0.0339 U	0.539
PCB-161	74472-43-8	ng/g	230	14	< 0.0635 U	< 0.0629 U	< 0.0655 U	< 0.066 U	< 0.0654 U	< 0.0656 U	< 0.0663 U	< 0.0665 U	< 0.0659 U	< 0.0658 U	< 0.0325 U	< 0.0325 U	15.9	< 0.032 U
PCB-162	39635-34-2	ng/g	230	14	< 0.065 U	< 0.0644 U	< 0.067 U	< 0.0676 UJ	1.03 J	< 0.0671 UJ	0.536 J	< 0.0681 U	< 0.0675 U	< 0.0674 U	0.7	0.796	< 0.0327 U	0.487
PCB-165	74472-46-1	ng/g	230	14	< 0.091 U	< 0.0901 U	< 0.0938 U	< 0.0946 U	< 0.0937 U	< 0.0939 U	< 0.095 U	2.13	< 0.0945 U	< 0.0943 U	0.351	< 0.0465 U	1.72	< 0.0459 U
PCB-166	41411-63-6	ng/g	230	14	< 0.0814 UJ	0.6 J	0.464 J	0.645 J	0.824	1.03	< 0.085 UJ	3.07	< 0.0846 U	< 0.0844 U	0.579	0.576	< 0.041 U	< 0.0411 U
PCB-167	52663-72-6	ng/g	120	14	5.38 J	5.03 J	3.66 J	4.79	7.67	6.18	5.59	19.3	8.41	0.487	4.22	6.33	21.9 J	4.41
PCB-169	32774-16-6	ng/g	0.12	14	< 0.0492 U	< 0.0487 U	< 0.0507 U	< 0.0511 U	< 0.0507 U	< 0.0508 U	< 0.0514 U	< 0.0515 U	< 0.0511 U	< 0.051 U	< 0.0252 U	< 0.0252 U	< 0.0248 U	< 0.0248 U
PCB-170/190	PCB-170/190	ng/g	230	14	27.1	29.7	13.3	21.6	33.9	37.8	22.1	123 J	53.8 J	2.83 J	25.3 J	25.7 J	27.3 J	16.2 J
PCB-171	52663-71-5	ng/g	230	14	7.09 J	7.8 J	3.58 J	5.45	9.35	10.2	5.44	31.9	14	0.889	6.38 J	6.61 J	7 J	4.33 J
PCB-172/192	PCB-172/192	ng/g	230	14	3.63	3.93	< 0.145 U	2.82	4.32	4.99	2.75	16.3	7.35	0.401	3.66 J	3.1 J	3.53 J	2.16 J
PCB-173	68194-16-1	ng/g	230	14	0.585 J	0.606 J	0.385 J	0.51 J	< 0.0886 UJ	0.727 J	0.598 J	2.18	1.09	< 0.0892 U	0.506 J	0.596 J	< 0.0433 UJ	0.37 J
PCB-174	38411-25-5	ng/g	230	14	25 J	26.9 J	10.3 J	17.6	33.3	31.2	17.7	103 J	44 J	2.28 J	21.6 J	20.8 J	< 0.0508 UJ	13.6 J
PCB-175	40186-70-7	ng/g	230	14	0.963	1.05	0.449	0.665	1.39	1.46	0.735	4.33	1.82	< 0.0637 U	0.845 J	0.776 J	< 0.0309 UJ	0.509 J
PCB-176	52663-65-7	ng/g	230	14	2.71 J	3.15 J	1.17 J	1.96	3.89	4.09	1.92	13.5	5.5	0.349	2.72 J	2.31 J	2.59 J	1.43 J
PCB-177	52663-70-4	ng/g	230	14	15.1	17.2	6.26	11	18.7	21.7	11.1	71.8 J	29.3	1.59	15 J	12.7 J	14.5 J	8.76 J
PCB-178	52663-67-9	ng/g	230	14	5.4 J	6.14 J	2.03 J	4.04	7.29	8.24	4.17	25.1	10.6	0.696	6.12 J	4.4 J	4.92 J	3.39 J
PCB-179	52663-64-6	ng/g	230	14	8.81	10.2	3.52	6.5	12.8	12.9	6.6	42.6 J	17	0.977	9.61 J	7.5 J	8.28 J	5.09 J
PCB-180	35065-29-3	ng/g	230	14	49.8 J	55.4 J	20.7 J	36.6	66.6 J	65.3 J	36.6	211 J	89.6 J	4.92	47.8 J	43.2 J	47 J	28.4 J
PCB-181	74472-47-2	ng/g	230	14	< 0.0904 U	< 0.0896 U	< 0.0932 U	< 0.094 U	< 0.0931 U	< 0.0933 U	< 0.0944 U	< 0.0946 U	< 0.0939 U	< 0.0937 U	< 0.0462 U	< 0.0462 U	18.1	< 0.0456 U
PCB-182/187	PCB-182/187	ng/g	230	14	29.1 J	33.6 J	11.2 J	20.5	40 J	40.7 J	20.4	133 J	53.6 J	3.11	29.9 J	23.1 J	0.957 J	16.6 J
PCB-183	52663-69-1	ng/g	230	14	11.3 J	13.3 J	5.44 J	8.69	16.4	16.4	8.54	52.3 J	21.9 J	1.2 J	10.6 J	10.2 J	< 0.035 UJ	6.56 J
PCB-184	74472-48-3	ng/g	230	14	< 0.0475 U	< 0.047 U	< 0.0489 U	< 0.0494 U	< 0.0489 U	< 0.049 U	< 0.0496 U	< 0.0497 U	< 0.0493 U	< 0.0492 U	< 0.0243 U	< 0.0243 U	< 0.0239 U	< 0.0239 U
PCB-185	52712-05-7	ng/g	230	14	2.68	3	1.3	2.09	4.15	3.6	2.05	10.3	4.79	0.482	2.34	2.35	2.64	1.53
PCB-186	74472-49-4	ng/g	230	14	< 0.0713 U	< 0.0707 U	< 0.0735 U	< 0.0741 U	< 0.0735 U	< 0.0736 U	< 0.0745 U	< 0.0747 U	< 0.0741 U	< 0.074 U	< 0.0365 U	< 0.0365 U	< 0.0359 U	< 0.036 U
PCB-188	74487-85-7	ng/g	230	14	< 0.0519 U	< 0.0514 U	< 0.0535 U	< 0.0539 U	< 0.0534 U	0.139 J	< 0.0542 U	0.337	< 0.0539 U	< 0.0538 U	0.0922 J	0.0594 J	< 0.0261 U	0.0601 J
PCB-189	39635-31-9	ng/g	130	14	1.1	1.5	0.637	0.848	1.23	1.8	0.93	6.46	2.94	< 0.0554 U	1.37	1.27	1.38	0.851
PCB-191	74472-50-7	ng/g	230	14	0.97 J	1.08 J	0.483 J	0.74	1.31	1.52	0.616	4.25	2.01	< 0.137 U	0.825 J	0.809 J	1.92 J	0.566 J
PCB-193	69782-91-8	ng/g	230	14	2.66 J	2.98 J	0.992 J	1.89	3.36	3.65	1.9	10.6	4.52	0.357	2.7	1.98	31.8 J	1.42

Table 28
Phase 2 Reach Sediment Analytical Results
Phase 2 Data Evaluation Summary Memorandum
Lower Neponset River
Boston and Milton, Massachusetts

					Location	24A-0039	24A-0039	24A-0040	24A-0041	24A-0041	24A-0041	24A-0041	24A-0042	24A-0042	24A-0042	24A-0043	24A-0043	24A-0043	24A-0044
					Sample Name	24A-0039-AS	24A-0039-AD	24A-0040-AS	24A-0041-AS	24A-0041-BS	24A-0041-CS	24A-0041-AD	24A-0042-AS	24A-0042-BS	24A-0042-CS	24A-0043-AS	24A-0043-BS	24A-0043-CS	24A-0044-AS
					Sample Date	10/24/2024	10/24/2024	10/24/2024	10/1/2024	10/1/2024	10/1/2024	10/1/2024	10/4/2024	10/4/2024	10/4/2024	9/18/2024	9/18/2024	9/18/2024	9/18/2024
					Sample Type	N	FD	N	N	N	N	FD	N	N	N	N	N	N	N
					Depth Interval	0 - 0.5 ft	0 - 0.5 ft	0 - 0.5 ft	0 - 0.5 ft	0.5 - 1.7 ft	1.7 - 3 ft	0 - 0.5 ft	0 - 0.5 ft	0.5 - 1.3 ft	1.3 - 2.1 ft	0 - 0.5 ft	0.5 - 1.7 ft	1.7 - 3.4 ft	0 - 0.5 ft
Analyte	Cas No.	Units	Human Health PAL	Ecological PAL															
PCB-194	35694-08-7	ng/g	230	14		16.8 J	18.9 J	5.22 J	11.1	21.2	22.1	11	84.8 J	32	2.39	20.6 J	12.8 J	15.8 J	8.99 J
PCB-195	52663-78-2	ng/g	230	14		5.57	6.25	2.37	4.07	7.38	7.31	4.1	28.9	12.4	< 0.15 U	6.49 J	4.48 J	5.6 J	3.13 J
PCB-196/203	PCB-196/203	ng/g	230	14		17	18.5	6.16	11.4	26.1	22.4	12.1	88.2 J	32.9	2.63	19.4 J	13.9 J	16.5 J	9.48 J
PCB-197	33091-17-7	ng/g	230	14		0.519 J	0.547 J	< 0.0586 UJ	0.507	0.86	0.721	0.414	2.29	0.811	< 0.0589 U	0.638 J	0.357 J	< 0.0286 UJ	0.302 J
PCB-198	68194-17-2	ng/g	230	14		0.982	0.899	< 0.0995 U	0.699	1.14	1.43	0.823	4.54	1.64	< 0.1 U	0.875 J	0.741 J	0.877 J	0.544 J
PCB-199	52663-75-9	ng/g	230	14		14.7 J	16.4 J	4.9 J	10.2	22.1	19.2	9.64	73.8 J	28.1	1.67	16.5 J	11.6 J	0.877 J	8.38 J
PCB-200	52663-73-7	ng/g	230	14		1.66 J	1.7 J	0.626 J	1.31	2.89	2.8	1.17	8.03	2.78	< 0.0854 U	1.79	1.4	1.57	0.919
PCB-201	40186-71-8	ng/g	230	14		1.64	1.73	0.464	1.12	2.8	2.31	1.2	7.28	2.66	< 0.0512 U	1.93	1.24	< 0.0249 U	0.943
PCB-202	2136-99-4	ng/g	230	14		2.6 J	2.84 J	0.838 J	1.77	4.34	3.52	1.95	11.4	4.57	0.427	2.94 J	1.95 J	2.21 J	1.58 J
PCB-204	74472-52-9	ng/g	230	14		< 0.0956 U	< 0.0947 U	< 0.0985 U	< 0.0993 U	< 0.0984 U	< 0.0986 U	< 0.0998 U	< 0.1 U	< 0.0992 U	< 0.0991 U	< 0.0488 U	< 0.0488 U	1.5	< 0.0482 U
PCB-205	74472-53-0	ng/g	230	14		0.779	1.15	< 0.0544 U	< 0.0549 UJ	1.23 J	1.36 J	< 0.0552 UJ	4.35	< 0.0549 U	< 0.0548 U	0.989 J	0.562 J	10.2 J	0.58 J
PCB-206	40186-72-9	ng/g	230	14		8.74	9.49	3.22	6.71	10.2	8.83	5.96	34	13.7	1.11	8.41 J	7 J	7.88 J	5.85 J
PCB-207	52663-79-3	ng/g	230	14		0.908	1.02	0.448	0.582	1.35	1.02	0.815	3.23	1.56	< 0.0694 U	0.947 J	0.662 J	0.785 J	0.583 J
PCB-208	52663-77-1	ng/g	230	14		2.76	2.72	1.08	2.04	3.04	2.71	1.94	9.96	3.66	< 0.0694 U	2.37 J	2.17 J	2.39 J	1.91 J
PCB-209	2051-24-3	ng/g	230	14		6.03	4.97	1.69	4.78	4.87	3.96	4.72	22.2	9.47	0.601	3.48 J	4.61 J	5.6 J	3.98 J
Total Decachlorobiphenyls	RA_Total_DECPCB	ng/g	230	14		6.03	4.97	1.69	4.78	4.87	3.96	4.72	22.2	9.47	0.601	3.48	4.61	5.6	3.98
Total Dichlorobiphenyls	RA_Total_DIPCB	ng/g	230	14		2638.4	2712	399.99	176.76	1112.4	7105.84	288.02	18143.4	8117.2	548.16	211.74	256.79	328.34	204.26
Total Heptachlorobiphenyls	RA_Total_HEPPCB	ng/g	230	14		193.998	217.536	81.746	143.503	257.99	266.416	144.149	861.957	363.82	20.081	187.368	167.46	171.917	111.826
Total Hexachlorobiphenyls	RA_Total_HEXPCB	ng/g	230	14		590.494	641.484	334.945	484.397	767.248	833.872	492.135	3019.34	1148.26	50.321	456.679	585.224	687.514	382.111
Total Monochlorobiphenyls	RA_Total_MONPCB	ng/g	230	14		57.46	70.61	36.92	32.6	56.87	601.6	53	2963	890.3	89.78	40.518	56.023	6.741	45.763
Total Nonachlorobiphenyls	RA_Total_NONPCB	ng/g	230	14		12.408	13.23	4.748	9.332	14.59	12.56	8.715	47.19	18.92	1.11	11.727	9.832	11.055	8.343
Total Octachlorobiphenyls	RA_Total_OCTPCB	ng/g	230	14		62.25	68.916	20.578	42.176	90.04	83.151	42.397	313.59	117.861	7.117	72.152	49.03	55.134	34.848
Total Pentachlorobiphenyls	RA_Total_PENPCB	ng/g	230	14		2732.11	2752.63	707.083	683.361	2552.51	3080.63	712.423	7828.93	3383.88	168.462	911.363	944.781	2079.65	588.547
Total Tetrachlorobiphenyls	RA_Total_TETPCB	ng/g	230	14		9833.39	10831	1811.76	600.351	7030.25	12329.9	606.111	33981.5	15351.4	820.64	2757.78	771.342	6729.43	598.794
Total Trichlorobiphenyls	RA_Total_TRICPB	ng/g	230	14		11466.7	12075.7	1498.34	218.707	6554.76	19991.8	243.249	54027.7	23222.1	1352.37	1606.9	288.287	5676.12	247.019
Total PCB Congeners	RA_Tot_PCB_Cong	ng/g	120	14		27593.3	29388.1	4897.8	2395.97	18441.5	44309.8	2594.92	121209	52623.2	3058.64	6259.71	3133.38	15751.5	2225.49
Total PCB TEQ (Bird)	RA-TEQ-B-PCB	ng/g				3.9345612	4.208245	1.02346487	0.73256098	4.1872859	3.4476873	0.6986562	7.7942256	5.0279241	0.25880658	1.002256	0.9510888	2.0404958	0.60273071
Total PCB TEQ (Fish)	RA-TEQ-F-PCB	ng/g				0.0114423	0.01173875	0.003303685	0.00253949	0.02412055	0.01039695	0.0024606	0.024168	0.01601205	0.00064479	0.01246985	0.0110076	0.0073114	0.002065255
Total PCB TEQ (Mammal)	RA-TEQ-M-PCB	ng/g				0.0192658	0.0185765	0.00568511	0.00535594	0.2726003	0.0179167	0.0053756	0.042318	0.0246723	0.00128874	0.2001581	0.1697416	0.0137394	0.00473203
TAL Metals and Mercury																			
Aluminum	7429-90-5	mg/kg	7700	25000		11000	11000	4100	7500	7400	7200	7400	18000	9600	5100	6700	8300	11000	7800
Calcium	7440-70-2	mg/kg				2600	2300	3600	2100	1400	1300	2200	2800	2100	1700	3000	2100	2100	3800
Iron	7439-89-6	mg/kg	5500	20000		13000	13000	7800	25000	14000	9700	24000	18000	11000	9300	20000	18000	14000	23000
Magnesium	7439-95-4	mg/kg				2300	2300	1400	2000	1900	2000	2000	3300	2100	2400	2000	2300	2900	2300
Potassium	7440-09-7	mg/kg				610 J	600 J	< 1100 U	280 J	280 J	370 J	290 J	910 J-	490 J-	280 J-	450 J	400 J	580 J	380 J
Sodium	7440-23-5	mg/kg				330 J	350 J	260 J	700 J	330 J	140 J	710	330 J	220 J	< 570 U	170 J	170 J	190 J	270 J
Antimony	7440-36-0	mg/kg	3.1	2		2.0 J+	2.7 J+	< 2.2 U	1.7 J+	< 1.4 U	< 1.4 U	1.5 J+	2.6 J+	2.1 J+	< 1.1 U	1.7 J+	1.4 J+	2.1 J+	1.9 J+
Arsenic	7440-38-2	mg/kg	0.68	9.8		9.3	12	4.0	8.2	4.7	3.9	5.3	9.4	12	1.4	5.1	9.4	10	7.6
Barium	7440-39-3	mg/kg	1500	20		96	110	61	110	60	50	85	150	100	23	110	72	130	140
Beryllium	7440-41-7	mg/kg	16			0.56 J-	0.68 J-	0.35 J-	0.74 J-	0.48 J-	0.27 J-	0.61 J-	0.87 J-	0.52 J-	0.16 J-	0.49 J-	0.32 J-	0.80 J-	0.57 J-
Cadmium	7440-43-9	mg/kg	0.71	1		2.5	3.3	0.87 J	1.4	1.2	0.75	1.2	4.4	2.1	0.17 J	1.4	1.1	1.7	1.6
Chromium, Total	7440-47-3	mg/kg	0.95	43.4		240 EB	330 EB	48 EB	78 EB	100 EB	73 EB	76 EB	330 EB	220 EB	21 EB	63 EB	160 EB	120 EB	69 EB
Cobalt	7440-48-4	mg/kg	2.3	50		6.0	7.3	5.2	10	4.0	3.4	6.0	8.3	5.0	2.5	8.0	4.6	11	11
Copper	7440-50-8	mg/kg	310	31.6		170	210	48	74	79	58	65	190	200	18	61	110	100	69
Lead	7439-92-1	mg/kg	200	35.8		340 EB	410 EB	120 EB	270	330	140	230	390	380	32	170	320	370	200
Manganese	7439-96-5	mg/kg	180	460		590 EB	510 EB	330 EB	1300 JEB	230 EB	61 EB	570 JEB	230 JEB	120 JEB	52 JEB	1300 JEB	160 JEB	1100 JEB	2500 JEB
Nickel	7440-02-0	mg/kg	140	22.7		13 EB	17 EB	7.2 EB	15	8.8	6.6	13	20	10	3.7	14	11	19	16
Selenium	7782-49-2	mg/kg	39	11		< 5.0 U	< 5.2 U	< 5.4 U	1.1 J	< 3.5 U	< 3.4 U	1.1 J	< 5.8 U	< 4.4 U	< 2.7 U	1.3 J	< 3.6 U	2.0 J	1.6 J
Silver	7440-22-4	mg/kg	39	1		0.87 J	1.1	0.33 J	0.56 J	0.67 J	0.38 J	0.58 J	1.4 J+	0.90 J+	< 0.55 U	0.53 J	0.71 J	0.97	0.60 J
Thallium	7440-28-0	mg/kg	0.078			< 1.0 U	< 1.0 U	< 1.1 U	< 0.70 U	< 0.71 U	< 0.68 U	< 0.68 U	< 1.2 U	< 0.88 U	< 0.55 U	< 0.80 U	< 0.72 U	< 0.96 U	< 0.80 U
Vanadium	7440-62-2	mg/kg	39			34 EB	40 EB	14 EB	34	32	24	29	61	29	7.2	25	20	39	29
Zinc	7440-66-6	mg/kg	2300	121		470 EB	580 EB	170 EB	190	140	120	160	700	420	45	200	240	230	240
Mercury	7439-97-6	mg/kg	2.3	0.18		3.1	2.9	0.36	0.78	0.76	0.88	0.78	2.6	2.4	0.25	0.52	1.1	2.0	0.69
TCL VOCs																			
1,1,1-Trichloroethane (TCA)	71-55-6	ug/kg	810000	70		< 11 U	< 12 U	< 8.6 U	< 7.5 U	< 6.7 U	< 7.5 U	< 7.4 U	< 13 UJ	< 10 U	< 5.4 U	< 7.9 U	< 8.0 U	< 8.1 U	< 7.6 U
1,1,2,2-TETRACHLOROETHANE	79-34-5	ug/kg	600	250		< 11 U	< 12 U	< 8.6 U	< 7.5 U	< 6.7 U	< 7.5 U	< 7.4 U	< 13 U	< 10 U	< 5.4 U	< 7.9 U	< 8.0 U	< 8.1 U	< 7.6 U
1,1,2-TRICHLORO-1,2,2-TRIFLUOROETHANE	76-13-1	ug/kg	670000			< 11 U	< 12 U	< 8.6 U	< 7.5 U	< 6.7 U	< 7.5 U	< 7.4 U	< 13 UJ	< 10 U	< 5.4 U	< 7.9 U	< 8.0 U	< 8.1 U	< 7.6 U
1,1,2-Trichloroethane	79-00-5	ug/kg	150	538		< 11 U	< 12 U	< 8.6 U	< 7.5 U	< 6.7 U	< 7.5 U	< 7.4 U	< 13 U	< 10 U	< 5.4 U	< 7.9 U	< 8.0 U	< 8.1 U	< 7.6 U
1,1-Dichloroethane	75-34-3	ug/kg	3600	20		< 11 U	< 12 U	< 8.6 U	< 7.5 U	< 6.7 U	< 7.5 U	< 7.4 U	< 13 U	< 10 U	< 5.4 U	< 7.9 U	< 8.0 U	< 8.1 U	< 7.6 U
1,1-Dichloroethene	75-35-4	ug/kg	480	100		< 11 UJ	< 12 UJ	< 8.6 UJ	< 7.5 U	< 6.7 U	< 7.5 U	< 7.4 U	< 13 U	< 10 U	< 5.4 U	< 7.9 U	< 8.0 U	< 8.1 U	< 7.6 U
1,2,3-Trichlorobenzene	87-61-6	ug/kg	6300	113		< 11 U	< 12 U	< 8.6 U	< 500 U	< 6.7 U	< 7.5 UJ	< 7.4 UJ	< 13 U	< 10 U	< 5.4 U	< 7.9 UJ	< 8.0 UJ	< 8.1 U	< 7.6 U
1,2,3-TRICHLOROPROPANE	96-18-4	ug/kg	5.1			< 11 U	< 12 U	< 8.6 U	< 7.5 U	< 6.7 U	< 7.5 U	< 7.4 U	< 13 U	< 10 U	< 5.4 UJ	< 7.9 U	< 8.0 U	< 8.1 U	< 7.6 U
1,2,4-TRICHLOROBENZENE	120-82-1	ug/kg	5800	11		< 11 U	< 12 U	< 8.6 U	< 500 U	< 6.7 U	< 7.5 UJ	< 7.4 UJ	< 13 U	< 10 U	< 5.4 U	< 7.9 UJ	< 8.0 UJ	< 8.1 U	< 7.6 U
1,2,4-Trimethylbenzene	95-63-6	ug/kg	30000	97		< 11 U	< 12 U	< 8.6 U	< 7.5 U	< 6.7 U	< 7.5 U	< 7.4 U	< 13 U	< 10 U	< 5.4 U	< 7.9 U	< 8.0 U	< 8.1 U	< 7.6 U
1,2-Dibromo-3-Chloropropane	96-12-8	ug/kg	5.3			< 11 U	< 12 U	< 8.6 U	< 7.5 U	< 6.7 U	< 7.5 U	< 7.4 U	< 13 U	< 10 U	< 5.4 U	< 7.9 U	< 8.0 U	< 8.1 U	< 7.6 U
1,2-Dibromoethane (Ethylene Dibromide)	106-93-4	ug/kg	36			< 11 U	< 12 U	< 8.6 U	< 7.5 U	< 6.7 U	< 7.5 U	< 7.4 U	< 13 UJ	< 10 U	< 5.4 U	< 7.9 U	< 8.0 U	< 8.1 U	< 7.6 U
1,2-Dichlorobenzene	95-50-1	ug/kg	180000	95		< 11 U	< 12 U	< 8.6 U	< 500 U	< 6.7 U	< 7.5 UJ	< 7.4 UJ	< 13 U	< 10 U	< 5.4 U	< 7.9 UJ	< 8.0 UJ	< 8.1 U	< 7.6 U
1,2-Dichloroethane	107-06-2	ug/kg	460	986		< 11 U	< 12 U	< 8.6 U	< 7.5 U	< 6.7 U	< 7.5 U	< 7.4 U	< 13 UJ	< 10 U	< 5.4 U	< 7.9 U	< 8.0 U	< 8.1 U	< 7.6 U
1,2-DICHLOROPROPANE	78-87-5	ug/kg	1600	428		< 11 U	< 12 U	< 8.6 U	< 7.5 U	< 6.7 U	< 7.5 U	< 7.4 U	< 13 U	< 10 U	< 5.4 UJ	< 7.9 U	< 8.0 U	< 8.1 U	< 7.6 U
1,3,5-Trimethylbenzene (Mesitylene)	108-67-8	ug/kg	27000	164		< 11 U	< 12 U	< 8.6 U	< 7.5 U	< 6.7 U	< 7.5 U	< 7.4 U	< 13 U	< 10 U	< 5.4 U	< 7.9 U	< 8.0 U	< 8.1 U	< 7.6 U

Table 28
Phase 2 Reach Sediment Analytical Results
Phase 2 Data Evaluation Summary Memorandum
Lower Neponset River
Boston and Milton, Massachusetts

					Location	24A-0039	24A-0039	24A-0040	24A-0041	24A-0041	24A-0041	24A-0041	24A-0042	24A-0042	24A-0042	24A-0043	24A-0043	24A-0043	24A-0044
					Sample Name	24A-0039-AS	24A-0039-AD	24A-0040-AS	24A-0041-AS	24A-0041-BS	24A-0041-CS	24A-0041-AD	24A-0042-AS	24A-0042-BS	24A-0042-CS	24A-0043-AS	24A-0043-BS	24A-0043-CS	24A-0044-AS
					Sample Date	10/24/2024	10/24/2024	10/24/2024	10/1/2024	10/1/2024	10/1/2024	10/1/2024	10/4/2024	10/4/2024	10/4/2024	9/18/2024	9/18/2024	9/18/2024	9/18/2024
					Sample Type	N	FD	N	N	N	N	FD	N	N	N	N	N	N	N
					Depth Interval	0 - 0.5 ft	0 - 0.5 ft	0 - 0.5 ft	0 - 0.5 ft	0.5 - 1.7 ft	1.7 - 3 ft	0 - 0.5 ft	0 - 0.5 ft	0.5 - 1.3 ft	1.3 - 2.1 ft	0 - 0.5 ft	0.5 - 1.7 ft	1.7 - 3.4 ft	0 - 0.5 ft
Analyte	Cas No.	Units	Human Health PAL	Ecological PAL															
1,3-DICHLOROBENZENE	541-73-1	ug/kg	2600	89	< 11 U	< 12 U	< 8.6 U	< 500 U	< 6.7 U	< 7.5 UJ	< 7.4 UJ	< 13 U	< 10 U	< 5.4 U	< 7.9 UJ	< 8.0 UJ	< 8.1 U	< 7.6 U
1,4-DICHLOROBENZENE	106-46-7	ug/kg	2600	30	< 11 U	< 12 U	< 8.6 U	< 500 U	< 6.7 U	< 7.5 UJ	< 7.4 UJ	< 13 U	< 10 U	< 5.4 U	< 7.9 UJ	< 8.0 UJ	< 8.1 U	< 7.6 U
2-HEXANONE	591-78-6	ug/kg	20000	45	< 22 U	< 24 U	< 17 U	< 15 U	< 13 U	< 15 U	< 15 U	< 25 U	< 21 U	< 11 U	< 16 U	< 16 U	< 16 U	< 15 U
ACETONE	67-64-1	ug/kg	7000000	65	110 EB	110 EB	25 EB	< 15 U	< 13 U	26 EB	< 15 U	< 25 U	68 EB	12 EB	< 16 U	< 16 U	100 EB	< 15 U
Benzene	71-43-2	ug/kg	1200	10	< 11 U	< 12 U	< 8.6 U	< 7.5 U	< 6.7 U	< 7.5 U	< 7.4 U	< 13 U	< 10 U	< 5.4 U	< 7.9 U	< 8.0 U	< 8.1 U	< 7.6 U
BROMOCHLOROMETHANE	74-97-5	ug/kg	15000		< 11 U	< 12 U	< 8.6 U	< 7.5 U	< 6.7 U	< 7.5 U	< 7.4 U	< 13 U	< 10 U	< 5.4 U	< 7.9 U	< 8.0 U	< 8.1 U	< 7.6 U
BROMODICHLOROMETHANE	75-27-4	ug/kg	290	210	< 11 U	< 12 U	< 8.6 U	< 7.5 U	< 6.7 U	< 7.5 U	< 7.4 U	< 13 U	< 10 U	< 5.4 UJ	< 7.9 U	< 8.0 U	< 8.1 U	< 7.6 U
BROMOFORM	75-25-2	ug/kg	19000	142	< 11 U	< 12 U	< 8.6 U	< 7.5 U	< 6.7 U	< 7.5 U	< 7.4 U	< 13 U	< 10 U	< 5.4 U	< 7.9 U	< 8.0 U	< 8.1 U	< 7.6 U
BROMOMETHANE	74-83-9	ug/kg	680	6.5	< 11 U	< 12 U	< 8.6 U	< 7.5 U	< 6.7 U	< 7.5 U	< 7.4 U	< 13 U	< 10 U	< 5.4 U	< 7.9 U	< 8.0 U	< 8.1 U	< 7.6 U
CARBON DISULFIDE	75-15-0	ug/kg	77000	7.8	< 11 U	< 12 U	< 8.6 U	< 7.5 U	< 6.7 U	< 7.5 U	< 7.4 U	< 13 U	< 10 U	< 5.4 U	< 7.9 U	< 8.0 U	1.5 J	< 7.6 U
CARBON TETRACHLORIDE	56-23-5	ug/kg	650	57	< 11 U	< 12 U	< 8.6 U	< 7.5 U	< 6.7 U	< 7.5 U	< 7.4 U	< 13 UJ	< 10 U	< 5.4 U	< 7.9 U	< 8.0 U	< 8.1 U	< 7.6 U
Chlorobenzene	108-90-7	ug/kg	28000	30	< 11 UJ	< 12 UJ	< 8.6 UJ	< 500 U	< 6.7 U	< 7.5 UJ	< 7.4 UJ	< 13 U	< 10 U	< 5.4 U	< 7.9 UJ	< 8.0 UJ	< 8.1 U	< 7.6 U
CHLOROETHANE	75-00-3	ug/kg	540000		< 11 U	< 12 U	< 8.6 U	< 7.5 U	< 6.7 UJ	< 7.5 UJ	< 7.4 UJ	< 13 U	< 10 U	< 5.4 U	< 7.9 U	< 8.0 U	< 8.1 U	< 7.6 U
Chloroform	67-66-3	ug/kg	320	87	< 11 U	< 12 U	< 8.6 U	< 7.5 U	< 6.7 U	< 7.5 U	< 7.4 U	< 13 U	< 10 U	< 5.4 U	< 7.9 U	< 8.0 U	< 8.1 U	< 7.6 U
CHLOROMETHANE	74-87-3	ug/kg	11000		< 11 U	< 12 U	< 8.6 U	< 7.5 U	< 6.7 U	< 7.5 U	< 7.4 U	< 13 UJ	< 10 U	< 5.4 UJ	< 7.9 U	< 8.0 U	< 8.1 U	< 7.6 U
CIS-1,2-DICHLOROETHYLENE	156-59-2	ug/kg	6300	432	< 11 UJ	< 12 UJ	< 8.6 UJ	< 7.5 U	< 6.7 U	< 7.5 U	< 7.4 U	< 13 U	< 10 U	< 5.4 U	< 7.9 U	< 8.0 U	< 8.1 U	< 7.6 U
cis-1,3-Dichloropropene	10061-01-5	ug/kg	1800		< 11 U	< 12 U	< 8.6 U	< 7.5 U	< 6.7 U	< 7.5 U	< 7.4 U	< 13 U	< 10 U	< 5.4 U	< 7.9 U	< 8.0 U	< 8.1 U	< 7.6 U
Cyclohexane	110-82-7	ug/kg	650000		< 11 U	< 12 U	< 8.6 U	< 7.5 U	< 6.7 U	< 7.5 U	< 7.4 U	< 13 U	< 10 U	< 5.4 UJ	< 7.9 U	< 8.0 U	< 8.1 U	< 7.6 U
DIBROMOCHLOROMETHANE	124-48-1	ug/kg	8300	198	< 11 U	< 12 U	< 8.6 U	< 7.5 U	< 6.7 U	< 7.5 U	< 7.4 U	< 13 U	< 10 U	< 5.4 U	< 7.9 U	< 8.0 U	< 8.1 U	< 7.6 U
Dichlorodifluoromethane	75-71-8	ug/kg	8700		< 11 U	< 12 U	< 8.6 U	< 7.5 U	< 6.7 U	< 7.5 U	< 7.4 U	< 13 U	< 10 U	< 5.4 U	< 7.9 U	< 8.0 U	< 8.1 U	< 7.6 U
Ethylbenzene	100-41-4	ug/kg	5800	290	< 11 U	< 12 U	< 8.6 U	< 7.5 U	< 6.7 U	< 7.5 U	< 7.4 U	< 13 U	< 10 U	< 5.4 U	< 7.9 U	< 8.0 U	< 8.1 U	< 7.6 U
Isopropylbenzene (Cumene)	98-82-8	ug/kg	190000	35	< 11 U	< 12 U	< 8.6 U	< 7.5 U	< 6.7 U	< 7.5 U	< 7.4 U	< 13 U	< 10 U	< 5.4 U	< 7.9 U	< 8.0 U	< 8.1 U	< 7.6 U
m,p-Xylene	179601-23-1	ug/kg	55000		< 11 U	< 12 U	< 8.6 U	< 7.5 U	< 6.7 U	< 7.5 U	< 7.4 U	< 13 U	< 10 U	< 5.4 U	< 7.9 U	< 8.0 U	< 8.1 U	< 7.6 U
METHYL ACETATE	79-20-9	ug/kg	7800000		< 11 U	< 12 U	< 8.6 U	< 7.5 U	< 6.7 U	< 7.5 U	< 7.4 U	< 13 UJ	< 10 U	< 5.4 U	< 7.9 U	< 8.0 U	< 8.1 U	< 7.6 U
Methyl Ethyl Ketone (2-Butanone)	78-93-3	ug/kg	2700000	7604	32	29	< 17 U	< 15 U	< 13 U	8.8 J	< 15 U	< 25 U	22	< 11 U	< 16 U	< 16 U	38	< 15 U
METHYL ISOBUTYL KETONE (4-METHYL-2-PENTANONE)	108-10-1	ug/kg	3300000	73	< 22 U	< 24 U	< 17 U	< 15 U	< 13 U	< 15 U	< 15 U	< 25 U	< 21 U	< 11 U	< 16 U	< 16 U	< 16 U	< 15 U
Methylcyclohexane	108-87-2	ug/kg	9800		< 11 U	< 12 U	< 8.6 U	< 7.5 U	< 6.7 U	< 7.5 U	< 7.4 U	< 13 U	< 10 U	< 5.4 UJ	< 7.9 U	< 8.0 U	< 8.1 U	< 7.6 U
Methylene Chloride	75-09-2	ug/kg	35000	18	< 11 U	< 12 U	< 8.6 U	< 7.5 U	< 6.7 U	< 7.5 U	< 7.4 U	< 13 UJ	< 10 U	< 5.4 U	< 7.9 U	< 8.0 U	< 8.1 U	< 7.6 U
o-Xylene (1,2-Dimethylbenzene)	95-47-6	ug/kg	64000		< 11 U	< 12 U	< 8.6 U	< 7.5 U	< 6.7 U	< 7.5 U	< 7.4 U	< 13 U	< 10 U	< 5.4 U	< 7.9 U	< 8.0 U	< 8.1 U	< 7.6 U
Styrene	100-42-5	ug/kg	600000	126	< 11 U	< 12 U	< 8.6 U	< 7.5 U	< 6.7 U	< 7.5 U	< 7.4 U	< 13 U	< 10 U	< 5.4 U	< 7.9 U	< 8.0 U	< 8.1 U	< 7.6 U
TERT-BUTYL METHYL ETHER	1634-04-4	ug/kg	47000	304	< 11 U	< 12 U	< 8.6 U	< 7.5 U	< 6.7 U	< 7.5 U	< 7.4 U	< 13 UJ	< 10 U	< 5.4 U	< 7.9 U	< 8.0 U	< 8.1 U	< 7.6 U
Tetrachloroethylene (PCE)	127-18-4	ug/kg	8100	2	< 11 U	< 12 U	< 8.6 U	< 7.5 U	< 6.7 U	< 7.5 U	< 7.4 U	< 13 U	< 10 U	< 5.4 U	< 7.9 U	< 8.0 U	< 8.1 U	< 7.6 U
Toluene	108-88-3	ug/kg	490000	10	< 11 U	< 12 U	< 8.6 U	< 7.5 U	< 6.7 U	< 7.5 U	< 7.4 U	< 13 U	< 10 U	< 5.4 U	< 7.9 U	< 8.0 U	< 8.1 U	< 7.6 U
Trans-1,2-Dichloroethylene	156-60-5	ug/kg	7000	389	< 11 UJ	< 12 UJ	< 8.6 UJ	< 7.5 U	< 6.7 U	< 7.5 U	< 7.4 U	< 13 U	< 10 U	< 5.4 U	< 7.9 U	< 8.0 U	< 8.1 U	< 7.6 U
Trans-1,3-Dichloropropene	10061-02-6	ug/kg	1800		< 11 U	< 12 U	< 8.6 U	< 7.5 U	< 6.7 U	< 7.5 U	< 7.4 U	< 13 U	< 10 U	< 5.4 U	< 7.9 U	< 8.0 U	< 8.1 U	< 7.6 U
Trichloroethylene (TCE)	79-01-6	ug/kg	410	78	< 11 UJ	< 12 UJ	< 8.6 UJ	< 7.5 U	< 6.7 U	< 7.5 U	< 7.4 U	< 13 U	< 10 U	< 5.4 U	< 7.9 U	< 8.0 U	< 8.1 U	< 7.6 U
Trichlorofluoromethane	75-69-4	ug/kg	2300000		< 11 U	< 12 U	< 8.6 U	< 7.5 U	< 6.7 U	< 7.5 U	< 7.4 U	< 13 UJ	< 10 U	< 5.4 U	< 7.9 U	< 8.0 U	< 8.1 U	< 7.6 U
Vinyl Chloride	75-01-4	ug/kg	59	482	< 11 U	< 12 U	< 8.6 U	< 7.5 U	< 6.7 U	< 7.5 U	< 7.4 U	< 13 U	< 10 U	< 5.4 U	< 7.9 U	< 8.0 U	< 8.1 U	< 7.6 U
TCL SVOCs																		
1,2,4,5-TETRACHLOROBENZENE	95-94-3	ug/kg	230	187	< 410 U	< 400 U	< 320 U	< 250 U	< 250 U	< 260 U	< 250 U	< 430 U	< 380 U	< 200 U	< 270 U	< 270 U	< 270 U	< 270 U
1,4-Dioxane (P-Dioxane)	123-91-1	ug/kg	5300		< 160 U	< 160 U	< 130 U	< 99 U	< 97 U	< 100 U	< 99 U	< 170 U	< 150 U	< 80 U	< 110 UJ	< 110 UJ	< 110 U	< 110 U
1-Methylnaphthalene	90-12-0	ug/kg	18	141	< 410 U	< 400 U	< 320 U	< 250 U	< 250 U	< 260 U	< 250 U	< 430 U	< 380 U	< 200 U	< 270 U	< 270 U	< 270 U	< 270 U
2,3,4,6-TETRACHLOROPHENOL	58-90-2	ug/kg	190000	30	< 410 U	< 400 U	< 320 U	< 250 U	< 250 U	< 260 U	< 250 U	< 430 U	< 380 U	< 200 U	< 270 U	< 270 U	< 270 U	< 270 U
2,4,5-TRICHLOROPHENOL	95-95-4	ug/kg	630000	34	< 410 U	< 400 U	< 320 U	< 250 U	< 250 U	< 260 U	< 250 U	< 430 U	< 380 U	< 200 U	< 270 U	< 270 U	< 270 U	< 270 U
2,4,6-TRICHLOROPHENOL	88-06-2	ug/kg	6300		< 410 U	< 400 U	< 320 U	< 250 U	< 250 U	< 260 U	< 250 U	< 430 U	< 380 U	< 200 U	< 270 U	< 270 U	< 270 U	< 270 U
2,4-DICHLOROPHENOL	120-83-2	ug/kg	19000	57	< 410 U	< 400 U	< 320 U	< 250 U	< 250 U	< 260 U	< 250 U	< 430 U	< 380 U	< 200 U	< 270 U	< 270 U	< 270 U	< 270 U
2,4-DIMETHYLPHENOL	105-67-9	ug/kg	130000	39	< 410 U	< 400 U	< 320 U	< 250 U	< 250 U	< 260 U	< 250 U	< 430 U	< 380 U	< 200 U	< 270 UJ	< 270 U	< 270 U	< 270 UJ
2,4-DINITROPHENOL	51-28-5	ug/kg	13000	223	< 800 U	< 780 U	< 630 U	< 490 U	< 480 U	< 500 U	< 490 U	< 830 U	< 740 U	< 400 U	< 530 U	< 530 U	< 530 U	< 530 U
2,4-DINITROTOLUENE	121-14-2	ug/kg	1700	290	< 410 U	< 400 U	< 320 U	< 250 U	< 250 U	< 260 U	< 250 U	< 430 U	< 380 U	< 200 U	< 270 U	< 270 U	< 270 U	< 270 U
2,6-DINITROTOLUENE	606-20-2	ug/kg	360	296	< 410 U	< 400 U	< 320 U	< 250 U	< 250 U	< 260 U	< 250 U	< 430 U	< 380 U	< 200 U	< 270 U	< 270 U	< 270 U	< 270 U
2-CHLORONAPHTHALENE	91-58-7	ug/kg	480000		< 410 U	< 400 U	< 320 U	< 250 U	< 250 U	< 260 U	< 250 U	< 430 U	< 380 U	< 200 U	< 270 U	< 270 U	< 270 U	< 270 U
2-CHLOROPHENOL	95-57-8	ug/kg	39000	55	< 410 U	< 400 U	< 320 U	< 250 U	< 250 U	< 260 U	< 250 U	< 430 U	< 380 U	< 200 U	< 270 U	< 270 U	< 270 U	< 270 U
2-Methylnaphthalene	91-57-6	ug/kg	24000	20.2	< 410 U	< 400 U	< 320 U	< 250 U	< 250 U	< 260 U	< 250 U	< 430 U	< 380 U	< 200 U	< 270 U	< 270 U	< 270 U	< 270 U
2-METHYLPHENOL (O-CRESOL)	95-48-7	ug/kg	320000	119	< 800 U	< 780 U	< 630 U	< 490 U	< 480 U	< 500 U	< 490 U	< 830 U	< 740 U	< 400 U	< 530 UJ	< 530 U	< 530 U	< 530 UJ
2-NITROANILINE	88-74-4	ug/kg	63000		< 410 U	< 400 U	< 320 U	< 250 U	< 250 U	< 260 U	< 250 U	< 430 U	< 380 U	< 200 U	< 270 U	< 270 U	< 270 U	< 270 U
2-NITROPHENOL	88-75-5	ug/kg	1900000	168	< 410 U	< 400 U	< 320 U	< 250 U	< 250 U	< 260 U	< 250 U	< 430 U	< 380 U	< 200 U	< 270 U	< 270 U	< 270 U	< 270 U
3,3'-DICHLOROBENZIDINE	91-94-1	ug/kg	1200	31	< 800 U	< 780 U	< 630 U	< 490 U	< 480 U	< 500 U	< 490 U	< 830 U	< 740 U	< 400 U	< 530 U	< 530 U	< 530 U	< 530 U
3-NITROANILINE	99-09-2	ug/kg	25000		< 800 U	< 780 U	< 630 U	< 490 U	< 480 U	< 500 U	< 490 U	< 830 U	< 740 U	< 400 U	< 530 U	< 530 U	< 530 U	< 530 U
4,6-DINITRO-2-METHYLPHENOL	534-52-1	ug/kg	510	1477	< 800 U	< 780 U	< 630 U	< 490 U	< 480 U	< 500 U	< 490 U	< 830 U	< 740 U	< 400 U	< 530 U	< 530 U	< 530 U	< 530 UJ
4-BROMOPHENYL PHENYL ETHER	101-55-3	ug/kg		47	< 410 U	< 400 U	< 320 U	< 250 U	< 250 U	< 260 U	< 250 U	< 430 U	< 380 U	< 200 U	< 270 U	< 270 U	< 270 U	< 270 U
4-CHLORO-3-METHYLPHENOL	59-50-7	ug/kg	630000	5	< 410 U	< 400 U	< 320 U	< 250 U	< 250 U	< 260 U	< 250 U	< 430 U	< 380 U	< 200 U	< 270 U	< 270 U	< 270 U	< 270 U
4-CHLOROANILINE	106-47-8	ug/kg	2700	0.9	< 800 U	< 780 U	< 630 U	< 490 U	< 480 U	< 500 U	< 490 U	< 830 U	< 740 U	< 400 U	< 530 U	< 530 U	< 530 U	< 530 U
4-CHLOROPHENYL PHENYL ETHER	7005-72-3	ug/kg			< 410 U	< 400 U	< 320 U	< 250 U	< 250 U	< 260 U	< 250 U	< 430 U	< 380 U	< 200 U	< 270 U	< 270 U	< 270 U	< 270 U
4-METHYLPHENOL (P-CRESOL)	106-44-5	ug/kg	130000	93	< 800 U	< 780 U	< 630 U	< 490 U	< 480 U	< 500 U	< 490 U	< 830 U	< 740 U	< 400 U	< 530 UJ	< 530 U	< 530 U	< 530 UJ
4-Nitroaniline	100-01-6	ug/kg	25000		< 800 U	< 780 U	< 630 U	< 490 U	< 480 U	< 500 U	< 490 U	< 830 U	< 740 U	< 400 U	< 530 U	< 530 U	< 530 U	< 530 U
4-NITROPHENOL	100-02-7	ug/kg	1900000	153	< 800 U	< 780 U	< 630 U	< 490 U	< 480 U	< 500 U	< 490 U	< 830 U	< 740 U	< 400 U	< 530 U	< 530 U	< 530 U	< 530 U
Acenaphthene	83-32-9	ug/kg	360000	6.7	< 410 U	< 400 U	120 J	< 250 U	< 250 U	< 260 U	< 250 U	< 430 U	< 380 U	< 200 U	< 270 U	< 270 U	< 270 U	< 270 U
ACENAPHTHYLENE	208-96-8	ug/kg	360000	5.9	< 410 U	< 400 U	< 320 U	< 250 U	< 250 U	< 260 U	< 250 U	< 430 U	< 380 U	< 200 U	< 270 U	< 270 U	< 270 U	< 270 U
Acetophenone	98-86-2	ug/kg	780000		< 800 U	< 780 U	320 J	< 490 U	< 480 U	< 500 U	< 490 U	< 830 U	< 740 U	< 400 U	140 J	120 J	< 530 U	130 J
ANTHRACENE	120-12-7	ug/kg	1800000	57	< 410 U	< 400 U	130 J	100 J	< 250 U	< 260 U	84 J	< 430 U	< 380 U	< 200 U	< 270 U	< 270 U	< 270 U	83 J

Table 28
Phase 2 Reach Sediment Analytical Results
Phase 2 Data Evaluation Summary Memorandum
Lower Neponset River
Boston and Milton, Massachusetts

					Location	24A-0039	24A-0039	24A-0040	24A-0041	24A-0041	24A-0041	24A-0041	24A-0042	24A-0042	24A-0042	24A-0043	24A-0043	24A-0043	24A-0044
					Sample Name	24A-0039-AS	24A-0039-AD	24A-0040-AS	24A-0041-AS	24A-0041-BS	24A-0041-CS	24A-0041-AD	24A-0042-AS	24A-0042-BS	24A-0042-CS	24A-0043-AS	24A-0043-BS	24A-0043-CS	24A-0044-AS
					Sample Date	10/24/2024	10/24/2024	10/24/2024	10/1/2024	10/1/2024	10/1/2024	10/1/2024	10/4/2024	10/4/2024	10/4/2024	9/18/2024	9/18/2024	9/18/2024	9/18/2024
					Sample Type	N	FD	N	N	N	N	FD	N	N	N	N	N	N	N
					Depth Interval	0 - 0.5 ft	0 - 0.5 ft	0 - 0.5 ft	0 - 0.5 ft	0.5 - 1.7 ft	1.7 - 3 ft	0 - 0.5 ft	0 - 0.5 ft	0.5 - 1.3 ft	1.3 - 2.1 ft	0 - 0.5 ft	0.5 - 1.7 ft	1.7 - 3.4 ft	0 - 0.5 ft
Analyte	Cas No.	Units	Human Health PAL	Ecological PAL															
ATRAZINE	1912-24-9	ug/kg	2400	0.3	< 800 U	< 780 U	< 630 U	< 490 U	< 480 U	< 500 U	< 490 U	< 830 U	< 740 U	< 400 U	< 530 U	< 530 U	< 530 U	< 530 U
BENZALDEHYDE	100-52-7	ug/kg	170000	59	< 800 U	< 780 U	< 630 U	< 490 U	< 480 U	< 500 U	< 490 U	< 830 U	< 740 U	< 400 U	< 530 U	< 530 U	< 530 U	< 530 U
BENZO(A)ANTHRACENE	56-55-3	ug/kg	1100	108	< 410 U	< 400 U	250 J	510	220 J	< 260 U	470	< 430 U	< 380 U	< 200 U	380	340	70 J	500
BENZO(A)PYRENE	50-32-8	ug/kg	110	150	< 410 U	< 400 U	78 J	340	130 J	< 260 U	310	< 430 U	< 380 U	< 200 U	170 J	150 J	< 270 U	240 J
Benzo(B)Fluoranthene	205-99-2	ug/kg	1100	190	< 410 U	< 400 U	250 J	850	290	< 260 U	810	< 430 U	< 380 U	< 200 U	610	520	97 J	880
Benzo(G,H,I)Perylene	191-24-2	ug/kg	180000	170	< 410 U	< 400 U	< 320 U	< 250 U	< 250 U	< 260 U	< 250 U	< 430 U	< 380 U	< 200 U	< 270 U	< 270 U	57 J	< 270 U
Benzo(K)Fluoranthene	207-08-9	ug/kg	11000	240	< 410 U	< 400 U	99 J	270	110 J	< 260 U	240 J	< 430 U	< 380 U	< 200 U	230 J	170 J	< 270 U	280
BENZYL BUTYL PHTHALATE	85-68-7	ug/kg	290000	100	< 410 U	< 400 U	< 320 U	< 250 U	< 250 U	< 260 U	< 250 U	< 430 U	< 380 U	< 200 U	< 270 U	< 270 U	< 270 U	< 270 U
BIPHENYL (DIPHENYL)	92-52-4	ug/kg	4700	198	< 410 U	< 400 U	< 320 U	< 250 U	< 250 U	< 260 U	< 250 U	< 430 U	< 380 U	< 200 U	< 270 U	< 270 U	< 270 U	< 270 U
BIS(2-CHLOROETHOXY) METHANE	111-91-1	ug/kg	19000		< 410 U	< 400 U	< 320 U	< 250 U	< 250 U	< 260 U	< 250 U	< 430 U	< 380 U	< 200 U	< 270 U	< 270 U	< 270 U	< 270 U
BIS(2-CHLOROETHYL) ETHER (2-CHLOROETHYL ETHER)	111-44-4	ug/kg	230		< 800 U	< 780 U	< 630 U	< 490 U	< 480 U	< 500 U	< 490 U	< 830 U	< 740 U	< 400 U	< 530 U	< 530 U	< 530 U	< 530 U
BIS(2-CHLOROISOPROPYL) ETHER	108-60-1	ug/kg	310000		< 800 U	< 780 U	< 630 U	< 490 U	< 480 U	< 500 U	< 490 U	< 830 U	< 740 U	< 400 U	< 530 U	< 530 U	< 530 U	< 530 U
BIS(2-ETHYLHEXYL) PHTHALATE	117-81-7	ug/kg	39000	180	< 410 U	< 400 U	210 J	290	170 J	< 260 U	470	< 430 U	< 380 U	< 200 U	180 J	290	< 270 U	290
Caprolactam	105-60-2	ug/kg	3100000		< 800 U	< 780 U	< 630 U	< 490 U	< 480 U	< 500 U	< 490 U	< 830 U	< 740 U	< 400 U	< 530 U	< 530 U	< 530 U	< 530 U
CARBAZOLE	86-74-8	ug/kg	240000	69	< 800 U	< 780 U	< 630 U	68 J	< 480 U	< 500 U	< 490 U	< 830 U	< 740 U	< 400 U	< 530 U	< 530 U	< 530 U	< 530 U
CHRYSENE	218-01-9	ug/kg	110000	166	< 410 U	< 400 U	260 J	630	240 J	< 260 U	590	< 430 U	< 380 U	< 200 U	460	400	80 J	630
DIBENZ(A,H)ANTHRACENE	53-70-3	ug/kg	110	33	< 410 U	< 400 U	< 320 U	100 J	< 250 U	< 260 U	100 J	< 430 U	< 380 U	< 200 U	72 J	63 J	< 270 U	100 J
Dibenzofuran	132-64-9	ug/kg	7800	510	< 410 U	< 400 U	82 J	< 250 U	< 250 U	< 260 U	< 250 U	< 430 U	< 380 U	< 200 U	< 270 U	< 270 U	< 270 U	< 270 U
Diethyl Phthalate	84-66-2	ug/kg	5100000	630	< 410 U	< 400 U	< 320 U	< 250 U	< 250 U	< 260 U	< 250 U	< 430 U	< 380 U	< 200 U	< 270 U	< 270 U	< 270 U	< 270 U
DIMETHYL PHTHALATE	131-11-3	ug/kg	5100000	678	< 410 U	< 400 U	< 320 U	< 250 U	< 250 U	< 260 U	< 250 U	< 430 U	< 380 U	< 200 U	< 270 U	< 270 U	< 270 U	< 270 U
Di-N-Butyl Phthalate	84-74-2	ug/kg	630000	11	< 410 U	< 400 U	< 320 U	< 250 U	< 250 U	< 260 U	< 250 U	< 430 U	< 380 U	< 200 U	< 270 U	< 270 U	< 270 U	< 270 U
DI-N-OCTYLPHTHALATE	117-84-0	ug/kg	63000	39	< 800 U	< 780 U	< 630 U	< 490 U	< 480 U	< 500 U	< 490 U	< 830 U	< 740 U	< 400 U	< 530 U	< 530 U	< 530 U	< 530 U
FLUORANTHENE	206-44-0	ug/kg	240000	423	< 410 U	< 400 U	730	1200	520	< 260 U	1100	< 430 U	< 380 U	< 200 U	930	780	140 J	1300
FLUORENE	86-73-7	ug/kg	240000	77	< 410 U	< 400 U	100 J	< 250 U	< 250 U	< 260 U	< 250 U	< 430 U	< 380 U	< 200 U	< 270 U	< 270 U	< 270 U	< 270 U
HEXACHLOROBENZENE	118-74-1	ug/kg	78	20	< 410 U	< 400 U	< 320 U	< 250 U	< 250 U	< 260 U	< 250 U	< 430 R	< 380 R	< 200 U	< 270 U	< 270 U	< 270 U	< 270 U
Hexachlorobutadiene	87-68-3	ug/kg	1200		< 410 U	< 400 U	< 320 U	< 250 U	< 250 U	< 260 U	< 250 U	< 430 U	< 380 U	< 200 U	< 270 U	< 270 U	< 270 U	< 270 U
HEXACHLOROCYCLOPENTADIENE	77-47-4	ug/kg	180	6.5	< 800 U	< 780 U	< 630 U	< 490 U	< 480 U	< 500 U	< 490 U	< 830 U	< 740 U	< 400 U	< 530 U	< 530 U	< 530 U	< 530 U
HEXACHLOROETHANE	67-72-1	ug/kg	1800	27	< 410 U	< 400 U	< 320 U	< 250 U	< 250 U	< 260 U	< 250 U	< 430 U	< 380 U	< 200 U	< 270 U	< 270 U	< 270 U	< 270 U
INDENO(1,2,3-C,D)PYRENE	193-39-5	ug/kg	1100	200	< 410 U	< 400 U	< 320 U	270	92 J	< 260 U	260	< 430 U	< 380 U	< 200 U	160 J	120 J	< 270 U	220 J
ISOPHORONE	78-59-1	ug/kg	570000	876	< 410 U	< 400 U	< 320 U	< 250 U	< 250 U	< 260 U	< 250 U	< 430 U	< 380 U	< 200 U	< 270 U	< 270 U	< 270 U	< 270 U
Naphthalene	91-20-3	ug/kg	2000	176	< 410 U	< 400 U	68 J	< 250 U	< 250 U	< 260 U	< 250 U	< 430 U	< 380 U	< 200 U	< 270 U	< 270 U	< 270 U	< 270 U
NITROBENZENE	98-95-3	ug/kg	5100	407	< 410 U	< 400 U	< 320 U	< 250 U	< 250 U	< 260 U	< 250 U	< 430 U	< 380 U	< 200 U	< 270 U	< 270 U	< 270 U	< 270 U
N-NITROSODI-N-PROPYLAMINE	621-64-7	ug/kg	78		< 410 U	< 400 U	< 320 U	< 250 U	< 250 U	< 260 U	< 250 U	< 430 UJ	< 380 UJ	< 200 UJ	< 270 U	< 270 U	< 270 U	< 270 U
N-NITROSODIPHENYLAMINE	86-30-6	ug/kg	110000	110	< 410 U	< 400 U	< 320 U	< 250 U	< 250 U	< 260 U	< 250 U	< 430 U	< 380 U	< 200 U	< 270 U	< 270 U	< 270 U	< 270 U
PENTACHLOROPHENOL	87-86-5	ug/kg	1000	10	< 800 U	< 780 U	< 630 U	< 490 U	< 480 U	< 500 U	< 490 U	< 830 U	< 740 U	< 400 U	< 530 U	< 530 U	< 530 U	< 530 U
PHENANTHRENE	85-01-8	ug/kg	1800000	204	< 410 U	< 400 U	820	530	290	< 260 U	440	< 430 U	< 380 U	< 200 U	360	330	73 J	450
PHENOL	108-95-2	ug/kg	1900000	175	< 800 U	< 780 U	120 J	< 490 U	< 480 U	< 500 U	< 490 U	< 830 U	< 740 U	< 400 U	< 530 U	< 530 U	< 530 U	< 530 U
PYRENE	129-00-0	ug/kg	180000	195	< 410 U	< 400 U	380	820	350	< 260 U	760	< 430 UJ	< 380 UJ	< 200 UJ	510	440	130 J	700
TOTAL ORGANIC CARBON	TOC	mg/kg			74000 J+	100000 J+	58000 J+	64000	38000	20000	61000	73000	58000	7000	76000 J	59000 J	42000 J	78000 J

Table 28
Phase 2 Reach Sediment Analytical Results
Phase 2 Data Evaluation Summary Memorandum
Lower Neponset River
Boston and Milton, Massachusetts

					Location	24A-0044	24A-0044	24A-0044	24A-0045	24A-0046	24A-0046	24A-0046	24A-0047	24A-0047	24A-0047	24A-0048	24A-0048	24A-0048	24A-0049
					Sample Name	24A-0044-BS	24A-0044-CS	24A-0044-BD	24A-0045-AS	24A-0046-AS	24A-0046-BS	24A-0046-CS	24A-0047-AS	24A-0047-BS	24A-0047-CS	24A-0048-AS	24A-0048-BS	24A-0048-CS	24A-0049-AS
					Sample Date	9/18/2024	9/18/2024	9/18/2024	10/24/2024	9/18/2024	9/18/2024	9/18/2024	9/24/2024	9/24/2024	9/24/2024	9/24/2024	9/24/2024	9/24/2024	9/24/2024
					Sample Type	N	N	FD	N	N	N	N	N	N	N	N	N	N	N
					Depth Interval	0.5 - 1.7 ft	1.7 - 3.6 ft	0.5 - 1.7 ft	0 - 0.5 ft	0 - 0.5 ft	0.5 - 2.5 ft	2.5 - 5.4 ft	0 - 0.5 ft	0.5 - 1.7 ft	1.7 - 2.2 ft	0 - 0.5 ft	0.5 - 2 ft	2 - 2.7 ft	0 - 0.5 ft
Analyte	Cas No.	Units	Human Health PAL	Ecological PAL														
Grain Size																		
%CLAY	%CLAY	%			0	0	0	0	0	0	0	0	0	0	0	0	0	0
%COARSE SAND >.5-1MM (USDA classification)	%COARSESAND	%			1.5	2.0	2.3	9.1	0	3.8	4.0	0	2.8	0	0	1.7	0.4	0
%FINE SAND >.125-.25 mm (USDA classification)	%FINE SAND	%			41.5	32.1	41.2	31.7	51.2	51.0	58.4	29.4	15.0	34.3	43.3	34.1	37.9	28.7
%MEDIUM SAND >.25-5 mm (USDA classification)	%MEDIUM SAND	%			12.5	7.0	14.0	33.6	10.3	24.8	16.4	17.7	29.4	11.2	20.5	26.1	9.3	23.5
Gravel	GRAVEL	%			0	0.9	0.2	19.3	1.8	0.9	6.6	0	0.7	4.0	0	0	0	0
Hydrometer, Reading 1, Percent Passing	HYD01	%			0	10.0	0	0	0	0	8.2	0	0	1.5	0	7.8	8.9	0
Hydrometer, Reading 2, Percent Passing	HYD02	%			0	1.7	0	0	0	0	3.1	0	0	0	0	1.3	5.2	0
Hydrometer, Reading 3, Percent Passing	HYD03	%			0	0	0	0	0	0	1.4	0	0	0	0	0	1.5	0
Hydrometer, Reading 4, Percent Passing	HYD04	%			0	0	0	0	0	0	0	0	0	0	0	0	1.5	0
Hydrometer, Reading 5, Percent Passing	HYD05	%			0	0	0	0	0	0	0	0	0	0	0	0	0	0
Hydrometer, Reading 6, Percent Passing	HYD06	%			0	0	0	0	0	0	0	0	0	0	0	0	0	0
Hydrometer, Reading 7, Percent Passing	HYD07	%			0	0	0	0	0	0	0	0	0	0	0	0	0	0
Sand	308075-07-2	%			55.5	41.1	57.5	74.4	61.5	79.6	78.8	47.1	47.2	45.5	63.8	61.9	47.6	52.2
SIEVE NO. 10, PERCENT PASSING (2.00 mm)	SIEVE10	%			98.5	97.1	97.5	71.6	98.2	95.3	89.4	100.0	96.5	96.0	100.0	98.3	99.6	100.0
SIEVE NO. 40, PERCENT PASSING (0.425 mm)	SIEVE40	%			86.0	90.1	83.5	38.0	87.9	70.5	73.0	82.3	67.1	84.8	79.5	72.2	90.3	76.5
SIEVE NO. 80, PERCENT PASSING	SIEVE80	%			63.5	72.3	60.3	11.3	66.4	38.6	55.0	68.1	53.5	76.2	61.1	57.7	77.7	65.9
SIEVE, NO. 20, PERCENT PASSING (0.85 mm)	SIEVE20	%			94.1	94.5	92.5	65.3	95.0	90.8	84.7	94.3	84.3	91.3	91.6	90.3	96.0	86.1
SIEVE, NO. 60, PERCENT PASSING	SIEVE60	%			76.4	82.5	72.8	17.3	81.5	50.1	62.5	73.3	59.0	80.9	68.2	62.9	87.7	71.3
Sieve-U.S. Std. No. 100 (0.15mm)	SIEVEUS100	%			60.5	69.5	57.8	9.4	62.6	33.6	31.8	65.8	53.3	74.9	58.5	54.6	74.8	63.7
Sieve-U.S. Std. No. 200 (0.075mm)	SIEVEUS200	%			44.5	58.0	42.3	6.3	36.7	19.5	14.6	52.9	52.1	50.5	36.2	38.1	52.4	47.8
Sieve-U.S. Std. No. 4 (4.75mm)	SIEVEUS4	%			100.0	99.1	99.8	80.7	98.2	99.1	93.4	100.0	99.3	96.0	100.0	100.0	100.0	100.0
Sieve-US Std. 0.375-inch (9.5 mm)	SIEVE0.375IN	%			100.0	100.0	100.0	94.6	100.0	100.0	95.8	100.0	100.0	98.6	100.0	100.0	100.0	100.0
Sieve-US Std. 0.75-inch (19 mm)	SIEVE0.75IN	%			100.0	100.0	100.0	100.0	100.0	100.0	100.0	100.0	100.0	100.0	100.0	100.0	100.0	100.0
Sieve-US Std. 1.5-inch (37.5 mm)	SIEVE1.5IN	%			100.0	100.0	100.0	100.0	100.0	100.0	100.0	100.0	100.0	100.0	100.0	100.0	100.0	100.0
SIEVE-US std. 1-inch (25 mm)	SIEVE1INCH	%			100.0	100.0	100.0	100.0	100.0	100.0	100.0	100.0	100.0	100.0	100.0	100.0	100.0	100.0
SIEVE-US std. 2-inch (50 mm)	SIEVE2INCH	%			100.0	100.0	100.0	100.0	100.0	100.0	100.0	100.0	100.0	100.0	100.0	100.0	100.0	100.0
SILT	445	%			44.5	58.0	42.3	6.3	36.7	19.5	14.6	52.9	52.1	50.5	36.2	38.1	52.4	47.8
PCDD/F																		
1,2,3,4,6,7,8-HpCDD	35822-46-9	pg/g	480	500	2070 JEB	2370 JEB	2240 JEB	564 J	1670 JEB	1030 JEB	2330 JEB	2220	1790	2560	1820	1750	2310	2400 EB
1,2,3,4,6,7,8-HpCDF	67562-39-4	pg/g	480	50	1040 J	1300 J	1120 J	276 J	992 J	526 J	1540 J	1300	921	893	1000	1270	961	1330 J
1,2,3,4,7,8,9-HpCDF	55673-89-7	pg/g	480	50	35.5 J	38.3 J	35.5 J	8.5	33.9 J	20.5 J	36.6 J	45.4	29.8	44.5	35.3	185	43.9	43.5
1,2,3,4,7,8-HxCDD	39227-28-6	pg/g	48	1	17.5 J	17.4 J	19.1 J	6.49	17.3 J	9.03 J	19.1 J	22.7	14.8	17.2	17.9	15.2	15.8	22.4
1,2,3,4,7,8-HxCDF	70648-26-9	pg/g	48	5	64.3	47.9	67	10.1	59.6	34.5	51.3	77.5	52.9	82.2	58.7	94.9	63.7	78.3
1,2,3,6,7,8-HxCDD	57653-85-7	pg/g	48	50	96.6 J	120 J	107 J	29.6	82.5 J	52.7 J	130 J	109	89.8	123	90.7	91.5	105	120
1,2,3,6,7,8-HxCDF	57117-44-9	pg/g	48	5	32.8 J	31 J	33.8 J	7.01	34.3 J	17.5 J	31.1 J	42.7	25.7	35.4	31.2	57.1	30.2	41.6
1,2,3,7,8,9-HxCDD	19408-74-3	pg/g	48	50	48.8 J	55.3 J	51.6 J	14.7	46.8 J	25.4 J	61.5 J	61.5	44	51.4	51.5	44	45.7	65.3
1,2,3,7,8,9-HxCDF	72918-21-9	pg/g	48	5	< 0.575 U	< 0.531 U	< 0.932 U	< 0.319 U	< 0.569 U	< 0.738 U	< 0.586 U	< 1.51 U	< 1.35 U	< 1.13 U	< 1.6 U	< 1.61 U	< 1.92 U	< 1.19 U
1,2,3,7,8-PeCDD	40321-76-4	pg/g	4.8	0.5	7.57 J	9.24 J	8.94 J	2.73 JN	7.53 J	4.1 J	10.2 J	9.94 J	7.09 J	9.05 J	8.1 J	7.27 J	7.77 J	10.4 J
1,2,3,7,8-PeCDF	57117-41-6	pg/g	160	10	9.41 J	10.4 J	10.5 J	2.33 J	7.78 J	6.29 J	9.81 J	9.74	8.08	15.6	7.65	16.8	11.7	10.7
2,3,4,6,7,8-HxCDF	60851-34-5	pg/g	48	5	34.2 J	38.4 J	35.3 J	8.41	32.6 J	17.9 J	37.3 J	40.4	27.5	40.4	31.6	42	37.3	41.5
2,3,4,7,8-PeCDF	57117-31-4	pg/g	16	1	37.7 J	62.8 J	41.5 J	11.4 J	30.9 J	26.2 J	65.1 J	35.6	34.2	107 J	31.7 J	45.5 J	88.6 J	42.1 J
2,3,7,8-TCDD	1746-01-6	pg/g	4.8	0.5	2.35 J	5.06 J	2.37 JN	< 1.76 UJ	1.85 J	1.38 J	5.53 J	2.86 J	2.32 JN	6.33 J	1.86 JN	1.97 JN	6.42 J	3.11 J
2,3,7,8-TCDF	51207-31-9	pg/g	48	10	16.3	32.1	19.4	6.64 JN	13.7	10.9	31.7	17.3	15.6	36.7	14.8	18.8	29.4	17.9
OCDD	3268-87-9	pg/g	16000	5000	14000 JEB	19300 JEB	15200 JEB	4780 JEB	11600 JEB	7400 JEB	18200 JEB	16000 EB	12600 EB	24600 JEB	12300 EB	12600 EB	23100 JEB	16600 EB
OCDF	39001-02-0	pg/g	16000	5000	1170 J	1340 J	1210 J	263 J	1120 J	560 J	1380 J	1360	996	1110	1060	1360	1080	1420
Total HpCDD	RA_Total_HpCDD	pg/g			3650	4320	3950	1084	3040	1829	4160	4520	3220	4750	3230	3070	4290	4280
Total HpCDF	RA_Total_HpCDF	pg/g			2096	2923.3	2267.7	593.5	1897.2	1080.7	3321.6	2514.2	1910.3	2136.7	1963.5	2554.1	2232.8	2585.7
Total HxCDD	RA_Total_HxCDD	pg/g	100		598.93	751.7	647.28	191.86	537.93	316.3	814.13	727.6	556.79	710.67	572.43	536.56	640	754.92
Total HxCDF	RA_Total_HxCDF	pg/g			753.79	986.27	811.5	208.7	730.92	408.6	1011.75	892.81	646.74	855.61	693.482	830.78	814.47	967.2
Total PeCDD	RA_Total_PeCDD	pg/g			77.27	99.29	83.41	17.68	67.72	40.032	99.552	89.56	70.34	89.98	72.07	69.39	98.04	96.12
Total PeCDF	RA_Total_PeCDF	pg/g			398.279	549.577	441.779	97.98	331.94	241.124	528.918	376.113	328.681	666.595	308.914	384.955	605.291	410.196
Total TCDD	RA_Total_TCDD	pg/g			29.749	39.171	35.429	< 1.76 U	22.952	13.572	35.174	33.064	27.105	51.931	25.645	24.877	52.57	40.913
Total TCDF	RA_Total_TCDF	pg/g			298.81	460.71	332.21	73.519	227.89	214.66	443.07	268.15	266.04	842.1	228.62	317.42	728.39	324.87
Total PCDD/F TEQ (Bird)	RA-TEQ-B-DF	pg/g			99.054	147.387	109.491	29.5588	86.979	61.0085	153.94	108.519	89.3236	198.176	89.836	118.391	167.667	117.507
Total PCDD/F TEQ (Fish)	RA-TEQ-F-DF	pg/g			67.7315	87.825	73.737	19.0318	61.698	39.0165	93.8445	78.477	59.6996	112.145	62.9635	79.821	97.849	83.12
Total PCDD/F TEQ (Mammal)	RA-TEQ-M-DF	pg/g			88.5683	110.937	96.273	24.5128	78.3384	48.4747	116.6943	101.7442	78.4292	129.266	81.9005	95.982	114.234	108.302
PCB Congeners																		
PCB-001	2051-60-7	ng/g	230	14	23.2 J	11.8	25.7 J	15.6 J	57.2 J	31.6 J	17.8	31.5	32	154 J	34.8	27.8	513 J	40.1 J
PCB-002	2051-61-8	ng/g	230	14	0.526 EB	4.53 EB	0.414 EB	0.643	0.962 EB	0.455 EB	5.81 EB	0.625 J	0.567 J	20.8 J	0.691 J	0.661 J	29.2 J	0.746 EB
PCB-003	2051-62-9	ng/g	230	14	14.1 J	8.78 J	12.7 J	13.9 J	27.8 J	8.5 J	18.1 J	15.7	17.6	117 J	18.2	11.5	121 J	20.9
PCB-004/010	PCB-4/10	ng/g	230	14	74.5 J	282 J	68 J	42.9 J	102 J	84.3 J	437 J	65.4 J	88.9 J	1470 J	78.6 J	133 J	3000 J	89.6 J
PCB-005/008	PCB-5/8	ng/g	230	14	87.8 J	203 J	80 J	54.8 J	89 J	70.4 J	332 J	67.3 J	145 J	1720 J	94.1 J	118 J	1690 J	95.8 J
PCB-006	25569-80-6	ng/g	230	14	13.4	235 J	11.1	23.3 J	16	18.2	479 J	12.1	21.8	1450 J	17.1	32.6	1390 J	15.4
PCB-007/009	PCB-7/9	ng/g	230	14	2.43	13.1	1.85	2.47 J	3.06	2.85	21.4 J	2.07 J	3.6 J	88.6 J	2.88 J	5.53 J	130 J	3.1
PCB-011	2050-67-1	ng/g	230	14	2.39 J	15.6 J	2.23 J	2.68 J	4.77 J	4.9 J	20.9 J	2.72	4.19	116 J	3.08	8.31	138 J	3.15
PCB-012/013	PCB-12/13	ng/g	230	14	7.77 J	52.5 J	7.35 J	10.1 J	12.2 J	18.2 J	70.3 J	7.98	13.8	486 J	9.61	33.8	512 J	9.32
PCB-014	34883-41-5	ng/g	230	14	< 0.0221 U	< 0.0212 U	< 0.0211 U	< 0.0394 U	< 0.0217 U	< 0.0213 U	< 0.0215 U	< 0.0423 U	< 0.0438 U	0.438	< 0.0433 U	< 0.0441 U	< 0.0435 U	< 0.0441 U
PCB-015	2050-68-2	ng/g	230	14	65.4 J	612 J	66.8 J	77.3 J	90.1 J	266 J	464 J	60.8 J	143 J	2500 J	68.7 J	314 J	3230 J	71.6 J
PCB-016/032	PCB-16/32	ng/g	230	14	46.6 J	1770 J	51.3 J	85.1 J	67.2 J	466 J	1600 J	47.6 J	173 J	13000 J	48.1 J	692 J	9430 J	46.6 J

Table 28
Phase 2 Reach Sediment Analytical Results
Phase 2 Data Evaluation Summary Memorandum
Lower Neponset River
Boston and Milton, Massachusetts

					Location	24A-0044	24A-0044	24A-0044	24A-0045	24A-0046	24A-0046	24A-0046	24A-0047	24A-0047	24A-0047	24A-0048	24A-0048	24A-0048	24A-0049
					Sample Name	24A-0044-BS	24A-0044-CS	24A-0044-BD	24A-0045-AS	24A-0046-AS	24A-0046-BS	24A-0046-CS	24A-0047-AS	24A-0047-BS	24A-0047-CS	24A-0048-AS	24A-0048-BS	24A-0048-CS	24A-0049-AS
					Sample Date	9/18/2024	9/18/2024	9/18/2024	10/24/2024	9/18/2024	9/18/2024	9/18/2024	9/24/2024	9/24/2024	9/24/2024	9/24/2024	9/24/2024	9/24/2024	9/24/2024
					Sample Type	N	N	FD	N	N	N	N	N	N	N	N	N	N	N
					Depth Interval	0.5 - 1.7 ft	1.7 - 3.6 ft	0.5 - 1.7 ft	0 - 0.5 ft	0 - 0.5 ft	0.5 - 2.5 ft	2.5 - 5.4 ft	0 - 0.5 ft	0.5 - 1.7 ft	1.7 - 2.2 ft	0 - 0.5 ft	0.5 - 2 ft	2 - 2.7 ft	0 - 0.5 ft
Analyte	Cas No.	Units	Human Health PAL	Ecological PAL															
PCB-017	37680-66-3	ng/g	230	14	36.3 J	1240 J	34.8 J	47.9 J	40.3 J	202 J	984 J	33.4 JEB	77.1 JEB	3950 JEB	39.5 JEB	308 JEB	4920 JEB	36.1
PCB-018	37680-65-2	ng/g	230	14	15.7	2170 J	13.8	72.6 JEB	21.4 J	134 J	2290 J	17.7 JEB	61 JEB	3610 JEB	21.5 JEB	148 JEB	3850 JEB	16.4
PCB-019	38444-73-4	ng/g	230	14	19.5 J	341 J	20.9 J	24.4	29.9 J	146 J	278 J	23.9	47.3 J	5380 J	19.1	277 J	3850 J	21.8
PCB-020/021/033	PCB-20/21/33	ng/g	230	14	6.32	558 J	7.33	30 J	7.34	89.4 J	627 J	10 J	29.4 J	871 J	8.75 J	54.2 J	845 J	5.39
PCB-022	38444-85-8	ng/g	230	14	7.13 J	707 J	8.87 J	29.1 J	8.32 J	169 J	751 J	6.92 J	46.3 J	1870 J	7.54 J	146 J	2010 J	6.31
PCB-023/034	PCB-23/34	ng/g	230	14	0.685	38.2 J	0.532	1.53	1.72	4.1	34 J	0.76	1.82	88.6 J	0.692	5.44	101 J	0.859
PCB-024/027	PCB-24/27	ng/g	230	14	11.3 J	207 J	11.1 J	14.4 J	24.8 J	71.2 J	150 J	15.5	31.4	2700 J	13.5	136 J	1930 J	14
PCB-025	55712-37-3	ng/g	230	14	14.8 J	1170 J	14.9 J	38.7 J	21.8 J	98.3 J	1110 J	15.3 J	45.1 J	2480 J	15.6 J	112 J	3050 J	16.2
PCB-026	38444-81-4	ng/g	230	14	20.6 J	1830 J	21.1 J	64.1 JEB	37.3 J	176 J	1720 J	25.3 J	84.5 J	4040 J	24.1 J	208 J	4910 J	24.9
PCB-028	7012-37-5	ng/g	230	14	53.5 J	3330 J	64.4 J	117 JEB	62.1 J	804 J	2470 J	46.9 J	298 J	7680 J	52.4 J	838 J	7000 J	45.8 J
PCB-029	15862-07-4	ng/g	230	14	< 0.0289 U	1.29	< 0.0276 U	< 0.0515 U	< 0.0285 U	< 0.0278 U	1.97	< 0.0554 UJ	< 0.0574 UJ	2.99 J	< 0.0567 UJ	< 0.0577 UJ	1.46 J	< 0.0578 U
PCB-030	35693-92-6	ng/g	230	14	< 0.0288 U	1.46	< 0.0275 U	< 0.0514 U	< 0.0284 U	0.413	1.01	< 0.0552 U	< 0.0572 U	5.98	< 0.0565 U	0.552	6.06	< 0.0576 U
PCB-031	16606-02-3	ng/g	230	14	40.6 J	2740 J	45.6 J	125 J	78.3 J	223 J	2770 J	46.9 J	139 J	4760 J	48.3 J	250 J	5670 J	48.6 J
PCB-035	37680-69-6	ng/g	230	14	< 0.027 UJ	16.3 J	< 0.0258 UJ	< 0.0482 U	0.634 J	4.17 J	15.5 J	< 0.0518 UJ	5.29 J	44.5 J	< 0.053 UJ	6.66 J	48.2 J	< 0.054 U
PCB-036	38444-87-0	ng/g	230	14	< 0.0214 U	< 0.0205 U	< 0.0204 U	< 0.0381 U	< 0.0211 U	< 0.0206 U	< 0.0208 U	< 0.041 U	< 0.0424 U	< 0.0423 U	< 0.0419 U	< 0.0427 U	< 0.0421 U	< 0.0427 U
PCB-037	38444-90-5	ng/g	230	14	16.3	493 J	21 J	24.1 J	18.8	148 J	438 J	9.69 J	72 J	651 J	11.8 J	148 J	702 J	14.6
PCB-038	53555-66-1	ng/g	230	14	< 0.0321 U	< 0.0308 U	< 0.0307 U	< 0.0572 U	< 0.0316 U	< 0.0309 U	< 0.0312 U	< 0.0614 U	< 0.0636 U	< 0.0635 U	< 0.0629 U	< 0.064 U	< 0.0632 U	< 0.0641 U
PCB-039	38444-88-1	ng/g	230	14	< 0.0207 UJ	11.4 J	< 0.0198 UJ	< 0.0369 U	1.58 J	2 J	7.85 J	0.737	1.35	49 J	0.816	3.13	44.6 J	0.777
PCB-040	38444-93-8	ng/g	230	14	4.68	356 J	6.39	11.8 J	4.98	75.1 J	280 J	3.37 J	28 J	650 J	3.62 J	57.8 J	650 J	3.14
PCB-041/064	PCB-41/64	ng/g	230	14	45.3 J	1110 J	52.1 J	38.9 J	54.2 J	306 J	894 J	43.2 J	166 J	2240 J	47.4 J	400 J	2570 J	52.2 J
PCB-042	36559-22-5	ng/g	230	14	18.1 J	802 J	25.7 J	28.8 J	34.3 J	207 J	733 J	17 J	96 J	1950 J	18.2 J	209 J	2070 J	15.8
PCB-043/049	PCB-43/49	ng/g	230	14	95.1 J	2410 J	121 J	101 JEB	226 J	639 J	2110 J	109 JEB	374 JEB	7100 JEB	120 JEB	832 JEB	7270 JEB	145 J
PCB-044	41464-39-5	ng/g	230	14	38.7 J	2150 J	52.9 J	72 JEB	54.7 J	481 J	1890 J	32.9 JEB	225 JEB	4010 JEB	35.4 JEB	458 JEB	4410 JEB	37
PCB-045	70362-45-7	ng/g	230	14	8.75	397 J	12.1	12.1 J	7.28	106 J	313 J	5.01 J	41 J	1180 J	4.9 J	104 J	1030 J	4.43
PCB-046	41464-47-5	ng/g	230	14	2.26 J	158 J	3.22 J	6.1 J	2.72 J	33.9 J	158 J	1.9 J	10.6 J	318 J	1.87 J	26.3 J	351 J	1.41
PCB-047/048/075	PCB-47/48/75	ng/g	230	14	115 J	1110 J	141 J	58.3 J	263 J	455 J	976 J	156 J	320 J	5740 J	158 J	532 J	4150 J	195 J
PCB-050	62796-65-0	ng/g	230	14	0.472	10.7	0.586	0.624	1.54	2.96	7.47	0.669	1.41	77.8 J	0.573	4.43	56.6 J	0.634
PCB-051	68194-04-7	ng/g	230	14	7.57 J	159 J	10.3 J	9.36 J	17.1 J	54.4 J	150 J	8.56	29.8	1370 J	7.63	72 J	901 J	8.39
PCB-052/073	PCB-52/73	ng/g	230	14	120 J	2570 J	147 J	102 JEB	188 J	678 J	2360 J	113 J	394 J	5960 J	124 J	774 J	6590 J	147 J
PCB-053	41464-41-9	ng/g	230	14	21.4 J	440 J	26.8 J	20.9 J	44 J	145 J	423 J	17.5	80 J	2200 J	16.5	153 J	1690 J	18.4
PCB-054	15968-05-5	ng/g	230	14	0.861 J	9.96 J	1.09 J	0.997 J	2.25 J	4.24 J	10.9 J	0.884	2.01	115 J	0.669	5.11	71.9 J	0.828
PCB-055	74338-24-2	ng/g	230	14	< 0.0394 UJ	5.99 J	< 0.0377 UJ	0.482	0.343 J	4.12 J	13.7 J	< 0.0755 UJ	1.79 J	19.6 J	< 0.0773 UJ	4.25 J	10.2 J	< 0.0787 U
PCB-056/060	PCB-56/60	ng/g	230	14	20.8 J	306 J	28.2 J	27.3 J	25 J	185 J	500 J	16.5 J	106 J	295 J	17.4 J	196 J	164 J	18.4
PCB-057	70424-67-8	ng/g	230	14	1.02	35.1 J	1.17	1.18	2.94	7.03	177 J	1.21	3.71	152 J	0.793	10.8	129 J	1.12
PCB-058	41464-49-7	ng/g	230	14	0.658 J	7.1 J	0.762 J	< 0.0473 U	0.616 J	1.73 J	5.57 J	0.611	1.42	11.1	0.522	2.25	9.64	0.552
PCB-059	74472-33-6	ng/g	230	14	3.84	149 J	4.91	5.33 J	4.32	43.6 J	86.5 J	2.88	19.3	362 J	2.78	47.4 J	353 J	2.3
PCB-061/074	PCB-61/74	ng/g	230	14	19.9 J	723 J	26.6 J	33.5 J	31.8 J	203 J	747 J	18.3 J	107 J	758 J	16 J	214 J	670 J	20
PCB-062	54230-22-7	ng/g	230	14	< 0.024 U	< 0.023 U	< 0.0229 U	< 0.0427 U	< 0.0236 U	< 0.0231 U	< 0.0233 U	< 0.0459 U	< 0.0475 U	< 0.0474 U	< 0.047 U	< 0.0478 U	< 0.0472 U	< 0.0479 U
PCB-063	74472-34-7	ng/g	230	14	4.12	117 J	4.82	4.59 J	16.2	30.2 J	94.9 J	5.84	17.7	462 J	5.42	43.9 J	370 J	7.66
PCB-065	33284-54-7	ng/g	230	14	< 0.0335 U	< 0.0321 U	< 0.032 U	< 0.0596 U	< 0.033 U	0.268	< 0.0326 U	< 0.0641 UJ	< 0.0664 UJ	4.69 J	< 0.0656 UJ	< 0.0668 UJ	4.32 J	< 0.0669 U
PCB-066/080	PCB-66/80	ng/g	230	14	60.3 J	910 J	74.6 J	57.2 JEB	72 J	343 J	986 J	43.5 J	214 J	652 J	44.9 J	410 J	540 J	51 J
PCB-067	73575-53-8	ng/g	230	14	1.2	55.2 J	1.73	1.91	1.86	15	50.8 J	1.34 J	7.7 J	61.4 J	1.13 J	13.8 J	56.3 J	0.961
PCB-068	73575-52-7	ng/g	230	14	6.47	24.4 J	6.28	2.36 J	9.37	7.4	< 0.0345 U	6.59	7.47	73.1 J	5.58	12.2	60.4 J	7.62
PCB-069	60233-24-1	ng/g	230	14	< 0.0265 UJ	4.8 J	< 0.0254 UJ	< 0.0473 U	1.33 J	1.89 J	2.49 J	< 0.0508 U	1.09	26.1	< 0.052 U	2.36	20.7	< 0.053 U
PCB-070	32598-11-1	ng/g	230	14	63.4 J	761 J	75.3 J	54.2 J	68.1 J	346 J	924 J	54.4 J	212 J	421 J	59.5 J	389 J	277 J	74.2 J
PCB-071	41464-46-4	ng/g	230	14	17.6 J	720 J	23.2 J	29.7 J	38.3 J	172 J	666 J	18	91.2 J	1720 J	17.5	186 J	1670 J	15.3
PCB-072	41464-42-0	ng/g	230	14	7.18 J	32.9 J	7.27 J	1.6 J	10.5 J	9.27 J	19.4 J	7.71	9.5	117 J	7.32	16.6	105 J	9.42
PCB-076	70362-48-0	ng/g	230	14	< 0.0392 U	< 0.0376 U	< 0.0375 U	< 0.0699 U	< 0.0386 U	< 0.0378 U	< 0.0382 U	< 0.0751 U	< 0.0778 U	< 0.0776 U	< 0.0769 U	< 0.0783 U	< 0.0772 U	< 0.0783 U
PCB-077	32598-13-3	ng/g	38	14	18 J+	82.9 J	17.9 J+	5.62 J	12.7 J+	45.4 J	73.9 J	13 J	39 J	170 J	11.9 J	61.8 J	145 J	13.2 J+
PCB-078	70362-49-1	ng/g	230	14	< 0.0408 U	5.35	< 0.039 U	< 0.0727 U	< 0.0402 U	< 0.0393 U	5.16 J+	< 0.0781 U	< 0.0809 U	< 0.0808 U	< 0.08 U	< 0.0814 U	< 0.0803 U	< 0.0815 U
PCB-079	41464-48-6	ng/g	230	14	< 0.0229 U	4.38	< 0.0219 U	< 0.0408 U	< 0.0225 U	< 0.022 U	4.29 J+	< 0.0438 U	< 0.0454 U	1.9	< 0.0449 U	< 0.0457 U	< 0.045 U	< 0.0457 U
PCB-081	70362-50-4	ng/g	12	14	2.23 J+	9.46 J+	2.1 J+	< 0.0646 U	1.24 J+	3.83 J+	9.38 J+	1.58 J	3.19 J	16.9 J	1.41 J	5.11 J	12.3 J	2.09 J+
PCB-082	52663-62-4	ng/g	230	14	12.9	107 J	14.2	5.03	7.67	30 J	104 J	8.34 J	23.3 J	175 J	8.43 J	37.3 J	150 J	10.2
PCB-083/109	PCB-83/109	ng/g	230	14	9.37 J	56.8 J	9.88 J	2.62 J	7.18 J	15.9 J	45.6 J	6.52	13.8	162 J	6.21	20.9	149 J	7.5
PCB-084	52663-60-2	ng/g	230	14	26.9 J	275 J	28.5 J	11.4 J	18.8	63 J	236 J	15.7	44.9 J	533 J	15.6	69.8 J	565 J	21.7
PCB-085/120	PCB-85/120	ng/g	230	14	42.1 J	149 J	42.2 J	9.44	21 J	54.8 J	157 J	30.2	53.2 J	257 J	27	85.4 J	217 J	33.4
PCB-086/097	PCB-86/97	ng/g	230	14	35.7 J	223 J	37.2 J	10.8 J	22.9 J	63.5 J	209 J	23.9 J	54.8 J	265 J	23.3 J	81.7 J	257 J	30.6
PCB-087/115/116	PCB-87/115/116	ng/g	230	14	61.3 J	282 J	63.7 J	15.7	40.4 J	98 J	291 J	46.5 J	87.3 J	592 J	44 J	144 J	434 J	61.4 J
PCB-088/121	PCB-88/121	ng/g	230	14	< 0.079 U	2.63	< 0.0755 U	< 0.141 U	0.437	1.24	3.04	0.383 J	0.855 J	7.58 J	< 0.155 UJ	1.46 J	5.55 J	0.436
PCB-089/090/101	PCB-89/90/101	ng/g	230	14	127 J	532 J	129 J	30.3 J	90.4 J	177 J	482 J	104 J	170 J	876 J	96.5 J	254 J	744 J	136 J
PCB-091	68194-05-8	ng/g	230	14	41.8 J	201 J	43.4 J	9.38	34.8 J	60.8 J	170 J	33	57.3 J	685 J	30.9	94.1 J	576 J	40.7 J
PCB-092	52663-61-3	ng/g	230	14	40.9 J	140 J	41.6 J	7.16 J	35 J	46.2 J	114 J	33.7	47.7 J	504 J	31.1	72.8 J	426 J	41.4 J
PCB-093/095	PCB-93/95	ng/g	230	14	122 J	625 J	125 J	27 J	68.4 J	176 J	508 J	74.3 J	160 J	1480 J	71.3 J	244 J	1390 J	96.1 J
PCB-094	73575-55-0	ng/g	230	14	2.7 J	12 J	2.82 J	0.763	4.29 J	4.64 J	10.4 J	2.29	3.97	73.1 J	2.23	6.04	49.8 J	3.11
PCB-096	73575-54-9	ng/g	230	14	1.93 J	20.4 J	2.12 J	0.8	1.39 J	4.78 J	18.2 J	1.03	3.46	62.6 J	1.03	6.42	56.6 J	1.32
PCB-098/102	PCB-98/102	ng/g	230	14	8.73 J	71.3 J	9.55 J	3.15 J	8.23 J	20.4 J	58.7 J	6.28	16.9	245 J	6.2	26.3	203 J	7.67
PCB-099	38380-01-7	ng/g	230	14	92.9 J	349 J	96 J	18 J	58.5 J	114 J	4.96 J	70.8 J	113 J	595 J	65.1 J	172 J	543 J	83.3 J
PCB-100	39485-83-1	ng/g	230	14	2.65 J	6.26 J	2.68 J	0.762	5.29 J	2.95 J	5.57 J	3.32	3.29	44.8 J	3.2	4.65	29.5	4.03
PCB-103	60145-21-3	ng/g	230	14	2.41 J	10.8 J	2.59 J	0.658	4.05 J	3.56 J	8.64 J	2.66	3.52	51.9 J	2.6	5.76	40.6 J	3.39
PCB-104	56558-16-8	ng/g	230	14	< 0.0224 UJ	0.282 J	< 0.0214 UJ	< 0.0399 U	0.244 J	0.15 J	0.34 J	< 0.0429 U	< 0.0444 U	2.23	< 0.0439 U	0.26	1.63	0.228

Table 28
Phase 2 Reach Sediment Analytical Results
Phase 2 Data Evaluation Summary Memorandum
Lower Neponset River
Boston and Milton, Massachusetts

					Location	24A-0044	24A-0044	24A-0044	24A-0045	24A-0046	24A-0046	24A-0046	24A-0047	24A-0047	24A-0047	24A-0048	24A-0048	24A-0048	24A-0049
					Sample Name	24A-0044-BS	24A-0044-CS	24A-0044-BD	24A-0045-AS	24A-0046-AS	24A-0046-BS	24A-0046-CS	24A-0047-AS	24A-0047-BS	24A-0047-CS	24A-0048-AS	24A-0048-BS	24A-0048-CS	24A-0049-AS
					Sample Date	9/18/2024	9/18/2024	9/18/2024	10/24/2024	9/18/2024	9/18/2024	9/18/2024	9/24/2024	9/24/2024	9/24/2024	9/24/2024	9/24/2024	9/24/2024	9/24/2024
					Sample Type	N	N	FD	N	N	N	N	N	N	N	N	N	N	N
					Depth Interval	0.5 - 1.7 ft	1.7 - 3.6 ft	0.5 - 1.7 ft	0 - 0.5 ft	0 - 0.5 ft	0.5 - 2.5 ft	2.5 - 5.4 ft	0 - 0.5 ft	0.5 - 1.7 ft	1.7 - 2.2 ft	0 - 0.5 ft	0.5 - 2 ft	2 - 2.7 ft	0 - 0.5 ft
Analyte	Cas No.	Units	Human Health PAL	Ecological PAL														
PCB-105/127	PCB-105/127	ng/g	120	14	35.8 J	159 J	36.1 J	11.4 J	25.8 J	71.9 J	202 J	27.5	61.2 J	309 J	26.5	108 J	175 J	41.4 J
PCB-106/118	PCB-106/118	ng/g	120	14	123 J	485 J	118 J	27.3 J	75.8 J	156 J	435 J	90.6 J	149 J	679 J	84.1 J	240 J	544 J	122 J
PCB-107/108	PCB-107/108	ng/g	230	14	11 J	46.6 J	10.4 J	2.66 J	8.68 J	15 J	39.3 J	8.56	13.6	88.3 J	8.23	22.2	73.7 J	11.5
PCB-110	38380-03-9	ng/g	230	14	222 J	913 J	213 J	42.6 JEB	132 J	265 J	713 J	168 JEB	269 JEB	2220 JEB	153 JEB	423 JEB	2130 JEB	208 J
PCB-111/117	PCB-111/117	ng/g	230	14	< 0.143 U	< 0.137 U	< 0.136 U	< 0.254 U	< 0.14 U	< 0.137 U	< 0.139 U	< 0.273 U	< 0.283 U	< 0.282 U	< 0.28 U	< 0.285 U	< 0.281 U	< 0.285 U
PCB-112	74472-36-9	ng/g	230	14	0.683	3.84	0.75	< 0.0514 U	0.854	1.26	3.2	0.7	1.27	16.6	0.787	1.97	13.1	0.865
PCB-113	68194-10-5	ng/g	230	14	1.86 J	5.96 J	1.57 J	< 0.0425 U	1.14 J	1.69 J	3.88 J	1.38	1.91	30.1	1.25	3.01	25.2	1.54
PCB-114	74472-37-0	ng/g	120	14	2.42	13.4	2.24	0.93	1.92	5.88	14.3	1.95	4.63	29	1.78	8.17	18.1	2.71
PCB-119	56558-17-9	ng/g	230	14	8.92 J	30.8 J	8.4 J	1.81 J	8.79 J	9.62 J	22.8 J	8.15	9.87	112 J	7.5	16.2	95.1 J	9.96
PCB-122	76842-07-4	ng/g	230	14	1.97 J	5.66 J	2.03 J	< 0.0731 U	1.15 J	2.94 J	6.63 J	1.43	2.45	8.08	1.27	4.44	4.3	1.68
PCB-123	65510-44-3	ng/g	120	14	6.04 J+	12.7 J+	5.79 J+	1.07 J+	2.94 J+	5.69 J+	13.2 J+	4.06 J+	6.29 J+	26.1 J+	3.6 J+	9.18 J+	17.8 J+	4.85 J+
PCB-124	70424-70-3	ng/g	230	14	6.05	10.8	5.63	1.01	2.74	6	12.9	4.26	5.98	18.1	3.56	9.36	10.3	4.83
PCB-125	74472-39-2	ng/g	230	14	0.622 J	2.12 J	0.653 J	< 0.0388 U	0.483 J	1.06 J	4.71 J	0.725 J	1.69 J	5.2 J	0.853 J	2.38 J	4.15 J	0.532
PCB-126	57465-28-8	ng/g	0.036	14	1.65 J+	< 0.0245 U	1.9 J+	< 0.0455 U	1.32 J+	1.66 J+	< 0.0249 U	< 0.0489 U	1.73 J+	10.5 J+	1.34 J+	3.48 J+	6.92 J+	1.26 J+
PCB-128	38380-07-3	ng/g	230	14	32.9 J	< 0.0338 U	33 J	3.87 J	16.6	20.7 J	36.2 J	25.6	27.8	119 J	21.3	36.2	95.2 J	30.1
PCB-129	55215-18-4	ng/g	230	14	7.14 J	9.72 J	7.26 J	0.877	3.52 J	4.59 J	8.35 J	4.65	5.81	23.8	4.05	8.15	15.5	6.36
PCB-130	52663-66-8	ng/g	230	14	10.8 J	18.1 J	11.4 J	1.36	6.02 J	7.35 J	13.4 J	8.78	9.47	57.6 J	7.45	13.3	46.3 J	10.3
PCB-131/142	PCB-131/142	ng/g	230	14	1.82	3.8	2.01	0.32	0.909	1.3	2.94	1.31	1.84	9.66	1.4	2.61	6.25	1.68 J
PCB-132/168	PCB-132/168	ng/g	230	14	51.6 J	291 J	52.3 J	5.61 J	26 J	35.8 J	222 J	39.4 J	46.4 J	240 J	32.7	61.7 J	205 J	46.1 J
PCB-133	35694-04-3	ng/g	230	14	2.77 J	4.29 J	2.71 J	0.367	2.82 J	2.15 J	3.29 J	2.7	2.92	21.8	2.51	3.72	16.8	3.32
PCB-134	52704-70-8	ng/g	230	14	8 J	13.3 J	8 J	1.04	4.69 J	6.02 J	9.64 J	6.05	7.07	48.8 J	5.43	9.74	37.6	7.43
PCB-135/144	PCB-135/144	ng/g	230	14	21.7 J	39.3 J	22.2 J	2.55	12.8 J	16.3 J	30.8 J	16.7	20.1	139 J	14.7	29.4	106 J	20.4
PCB-136	38411-22-2	ng/g	230	14	15.8 J	32.3 J	16 J	2.13	8.79 J	11.9 J	25.2 J	11.1	14.6	98.5 J	10.1	20.1	80.2 J	14.1
PCB-137	35694-06-5	ng/g	230	14	10.1 J	13.7 J	10.3 J	1.28	5.21 J	6.71 J	11.9 J	7.62	8.63	39.7 J	6.61	11.8	25	9.6
PCB-138/163/164	PCB-138/163/164	ng/g	230	14	179 J	237 J	173 J	18.4 J	89 J	108 J	174 J	136 J	150 J	644 J	115 J	205 J	476 J	157 J
PCB-139/149	PCB-139/149	ng/g	230	14	102 J	173 J	104 J	11.6 J	56 J	71.6 J	132 J	78.3 J	91.7 J	528 J	67 J	129 J	425 J	93.3 J
PCB-140	59291-64-4	ng/g	230	14	0.987	1.77	1.13	< 0.0565 U	0.841	0.899	1.17	0.989	1.24	7.02	0.753	1.43	6.5	1.03
PCB-141	52712-04-6	ng/g	230	14	23.9 J	31.4 J	25 J	2.67 J	10.9	15.8	28.3 J	17.3	20.6	77.6 J	14.9	32	50 J	20.5
PCB-143	68194-15-0	ng/g	230	14	0.507	0.838	0.623	< 0.0568 U	0.345	0.656	0.965	0.635	0.767	3.07	< 0.0625 U	0.876	2.3	0.459
PCB-145	74472-40-5	ng/g	230	14	0.12	0.299	0.122	< 0.0709 U	< 0.0392 U	0.119	0.24	< 0.0762 U	0.143 J	0.952	< 0.0781 U	0.166 J	0.91	0.0962 J
PCB-146	51908-16-8	ng/g	230	14	17.7 J	< 0.0273 UJ	18.2 J	2.11 J	11.9 J	12.4 J	< 0.0277 UJ	14.6	16.2	92 J	12.6	22.7	76.3 J	17.5
PCB-147	68194-13-8	ng/g	230	14	5.06 J	6.85 J	5.3 J	0.715	6.65 J	4.41 J	5.97 J	5.42	4.98	51.7 J	4.9	6.65	30.2	7.01
PCB-148	74472-41-6	ng/g	230	14	0.377	0.555	0.398	< 0.0612 U	0.576	0.345	0.424	0.4	0.431	3.56	0.413	0.456	2.17	0.551 J
PCB-150	68194-08-1	ng/g	230	14	0.343 J	0.434 J	0.344 J	< 0.0702 U	0.513 J	0.327 J	0.418 J	0.337	0.378	4.53	0.373	0.45	2.67	0.452
PCB-151	52663-63-5	ng/g	230	14	23.8 J	42.4 J	24.8 J	2.82 J	15.4 J	18.1 J	33.6 J	19.3	22.4	160 J	16.4	33	120 J	22.8
PCB-152	68194-09-2	ng/g	230	14	0.373	0.642	0.408	< 0.0776 U	0.613	0.37	0.579	0.337	0.424	5.5	0.469	0.601	3.81	0.502
PCB-153	35065-27-1	ng/g	230	14	108 J	< 0.0212 UJ	110 J	11.7 J	58.1 J	68.6 J	< 0.0215 UJ	83.9 J	92.6 J	385 J	70.5 J	132 J	293 J	96.9 J
PCB-154	60145-22-4	ng/g	230	14	2.49 J	4.41 J	2.59 J	0.364	3.11 J	2.22 J	2.96 J	2.73	2.57	24.6	2.38	3.35	17.4	3.43
PCB-155	33979-03-2	ng/g	230	14	< 0.0212 U	< 0.0203 U	< 0.0202 U	< 0.0378 U	< 0.0209 U	< 0.0204 U	< 0.0206 U	< 0.0406 U	< 0.042 U	0.174 J	< 0.0416 U	< 0.0423 U	< 0.0417 U	< 0.0423 U
PCB-156	38380-08-4	ng/g	120	14	14.1 J	1.98 J	14.4 J	1.91	8.02 J	10.8 J	17.6 J	11.9	13.7	69.9 J	9.86	19.3	53.4 J	14.6
PCB-157	69782-90-7	ng/g	120	14	4.86 J	5.64 J	4.92 J	< 0.0524 U	2.86 J	3.21 J	5.18 J	4.12 J+	4.41 J+	19.8 J+	3.12 J+	6.16 J+	14.3 J+	4.28 J
PCB-158/160	PCB-158/160	ng/g	230	14	16.2 J	181 J	16.4 J	1.94 J	7.46 J	10.7 J	139 J	11.8	14.1	68.8 J	9.95	20.9	46.4 J	14.8
PCB-159	39635-35-3	ng/g	230	14	1.03	< 0.0335 U	0.92	< 0.0623 U	0.684	0.668	< 0.034 U	1.02 J	0.963 J	4.91 J	1.08 J	1.24 J	3.69 J	0.956
PCB-161	74472-43-8	ng/g	230	14	< 0.033 U	26.2 J	< 0.0315 U	< 0.0588 U	< 0.0325 U	< 0.0318 U	18.8	< 0.0631 U	< 0.0654 U	< 0.0653 U	< 0.0647 U	< 0.0658 U	< 0.0649 U	< 0.0659 U
PCB-162	39635-34-2	ng/g	230	14	0.924	< 0.0324 U	0.886	< 0.0602 U	0.597	0.523	< 0.0329 U	0.966	0.723	4.45	0.679	1.68	3.13	0.769
PCB-165	74472-46-1	ng/g	230	14	< 0.0472 U	< 0.0453 U	< 0.0451 U	< 0.0842 U	< 0.0465 U	< 0.0455 U	< 0.046 U	0.298 J	0.325 J	3.33 J	< 0.0926 UJ	0.297 J	3.1 J	0.363
PCB-166	41411-63-6	ng/g	230	14	0.766	< 0.0405 U	0.607	< 0.0753 U	0.413	0.694	< 0.0411 U	0.796	0.741	3.68	0.72	1	2.24	0.697
PCB-167	52663-72-6	ng/g	120	14	7.09	33.8 J	7.44	0.839 J+	3.73	4.33	7.55	5.71	6.07	25.9	4.69	8.6	16.1	6.57
PCB-169	32774-16-6	ng/g	0.12	14	< 0.0256 U	< 0.0245 U	< 0.0244 U	< 0.0455 U	< 0.0252 U	< 0.0246 U	< 0.0249 U	< 0.0489 U	< 0.0507 U	< 0.0506 U	< 0.0501 U	< 0.051 U	15.6 J+	< 0.051 U
PCB-170/190	PCB-170/190	ng/g	230	14	27.6 J	45.2 J	29.6 J	3.51	17.4 J	20.8 J	37.1 J	23.5	26.7	165 J	19.9	47.2 J	112 J	25.4
PCB-171	52663-71-5	ng/g	230	14	7.03 J	11.2 J	7.66 J	1.14 J	4.14 J	5.27 J	9.21 J	5.89	6.89	42.6 J	4.89	13.4	31.4	6.42
PCB-172/192	PCB-172/192	ng/g	230	14	3.22 J	5.63 J	3.68 J	0.507	2.32 J	2.64 J	4.59 J	2.99	3.32	21.9	2.54	6.59	13.9	3.16
PCB-173	68194-16-1	ng/g	230	14	0.765 J	0.921 J	0.583 J	< 0.0796 U	0.423 J	0.454 J	0.695 J	0.612	0.633	3.45	0.571	1.21	1.66	0.617
PCB-174	38411-25-5	ng/g	230	14	22.5 J	38.8 J	24.4 J	2.92 J	13.4 J	17.8 J	31.7 J	18.4	22.4	129 J	16.2	41.4 J	87.5 J	20.5
PCB-175	40186-70-7	ng/g	230	14	0.861 J	1.47 J	0.869 J	0.152 J	0.491 J	0.687 J	1.27 J	0.694	0.88	6.15	0.729	1.91	4.58	0.751
PCB-176	52663-65-7	ng/g	230	14	2.52 J	4.76 J	2.62 J	0.346	1.46 J	1.98 J	4.01 J	2.07	2.38	16	1.78	4.73	12.2	2.18
PCB-177	52663-70-4	ng/g	230	14	13.3 J	24 J	14.8 J	1.92 J	9.5 J	11 J	19.6 J	12.2	13.8	89.4 J	10.7	23.8	62.9 J	13.2
PCB-178	52663-67-9	ng/g	230	14	4.75 J	8.76 J	5.11 J	0.641 J	4.24 J	4.19 J	6.91 J	4.5	5.04	37.5	4.26	8.96	24.4	5.08
PCB-179	52663-64-6	ng/g	230	14	8.43 J	15.5 J	8.44 J	1.07 J	5.92 J	6.69 J	13 J	7.12	8.02	55.7 J	6.02	13.8	41.5 J	7.63
PCB-180	35065-29-3	ng/g	230	14	46.1 J	80.4 J	50.3 J	6.44	28.8 J	37.5 J	67.6 J	38.3 J	45.7 J	293 J	33.9	88.7 J	188 J	41.6 J
PCB-181	74472-47-2	ng/g	230	14	< 0.0469 U	< 0.045 U	< 0.0448 U	< 0.0836 U	< 0.0462 U	< 0.0452 U	< 0.0457 U	< 0.0899 U	< 0.0931 U	< 0.0929 U	< 0.092 U	< 0.0937 U	< 0.0924 U	< 0.0938 U
PCB-182/187	PCB-182/187	ng/g	230	14	24.8 J	45.5 J	26.8 J	3.58	19 J	21.3 J	37.2 J	22.2	25.7	179 J	19.8	48.1 J	116 J	24.6
PCB-183	52663-69-1	ng/g	230	14	10.9 J	18.8 J	11.7 J	1.45 J	6.34 J	8.57 J	16.3 J	8.68	10.6	71.6 J	7.6	23	45.9 J	9.57
PCB-184	74472-48-3	ng/g	230	14	< 0.0247 U	< 0.0236 U	< 0.0236 U	< 0.0439 U	< 0.0243 U	< 0.0237 U	< 0.024 U	< 0.0472 U	< 0.0489 U	0.111 J	< 0.0484 U	< 0.0492 U	< 0.0485 U	< 0.0493 U
PCB-185	52712-05-7	ng/g	230	14	2.72	4.47	2.8	0.456	1.63	2.13	3.68	2.17	2.65	15.3	1.97	5.44	11	2.27
PCB-186	74472-49-4	ng/g	230	14	< 0.037 U	< 0.0355 U	< 0.0354 U	< 0.066 U	< 0.0365 U	< 0.0357 U	< 0.036 U	< 0.0709 U	< 0.0735 U	< 0.0733 U	< 0.0726 U	< 0.0739 U	< 0.0729 U	< 0.074 U
PCB-188	74487-85-7	ng/g	230	14	< 0.0269 U	< 0.0258 U	< 0.0257 U	< 0.048 U	0.131	0.0615 J	< 0.0262 U	< 0.0516 U	0.0872 J	0.672	< 0.0528 U	0.181 J	< 0.053 U	0.0857 J
PCB-189	39635-31-9	ng/g	130	14	1.33	2.14	1.34	< 0.0494 U	0.909	0.962	1.46	1.81 J+	1.84 J+	7.8 J+	1.91 J+	2.91 J+	10.8 J+	1.18
PCB-191	74472-50-7	ng/g	230	14	0.992 J	1.32 J	1.02 J	< 0.122 U	0.542 J	0.693 J	1.3 J	0.721	0.875	5.17	0.714	2.13	3.9	0.805
PCB-193	69782-91-8	ng/g	230	14	2.3	3.21	2.28	0.359	1.67	1.89	2.63	2.13	2.3	13.9	2.22	4.87	20.5	2.29

Table 28
Phase 2 Reach Sediment Analytical Results
Phase 2 Data Evaluation Summary Memorandum
Lower Neponset River
Boston and Milton, Massachusetts

					Location	24A-0044	24A-0044	24A-0044	24A-0045	24A-0046	24A-0046	24A-0046	24A-0047	24A-0047	24A-0047	24A-0048	24A-0048	24A-0048	24A-0049
					Sample Name	24A-0044-BS	24A-0044-CS	24A-0044-BD	24A-0045-AS	24A-0046-AS	24A-0046-BS	24A-0046-CS	24A-0047-AS	24A-0047-BS	24A-0047-CS	24A-0048-AS	24A-0048-BS	24A-0048-CS	24A-0049-AS
					Sample Date	9/18/2024	9/18/2024	9/18/2024	10/24/2024	9/18/2024	9/18/2024	9/18/2024	9/24/2024	9/24/2024	9/24/2024	9/24/2024	9/24/2024	9/24/2024	9/24/2024
					Sample Type	N	N	FD	N	N	N	N	N	N	N	N	N	N	N
					Depth Interval	0.5 - 1.7 ft	1.7 - 3.6 ft	0.5 - 1.7 ft	0 - 0.5 ft	0 - 0.5 ft	0.5 - 2.5 ft	2.5 - 5.4 ft	0 - 0.5 ft	0.5 - 1.7 ft	1.7 - 2.2 ft	0 - 0.5 ft	0.5 - 2 ft	2 - 2.7 ft	0 - 0.5 ft
Analyte	Cas No.	Units	Human Health PAL	Ecological PAL															
PCB-194	35694-08-7	ng/g	230	14	13.5 J	29 J	14.6 J	2.27 J	11.4 J	12.7 J	24.3 J	15.2	14.1	106 J	12.8	30.2	73.7 J	14.4
PCB-195	52663-78-2	ng/g	230	14	5.2 J	9.93 J	5.88 J	0.729	3.71 J	4.11 J	8.39 J	4.6	6.57	36.1	4.24	10	92.7 J	4.86
PCB-196/203	PCB-196/203	ng/g	230	14	14.9 J	29.7 J	15.4 J	2.11 J	11.4 J	13.2 J	25.1 J	13	14.5	105 J	12.3	36.4	77.8 J	13.9
PCB-197	33091-17-7	ng/g	230	14	0.492 J	0.863 J	0.451 J	< 0.0526 U	0.376 J	0.455 J	0.793 J	0.444	0.474	2.83	0.485	1.07	5.82	0.343
PCB-198	68194-17-2	ng/g	230	14	0.865 J	1.39 J	0.912 J	< 0.0893 U	0.536 J	0.706 J	0.954 J	1.12 J	1.01 J	4.64 J	1.08 J	1.78 J	11.5 J	0.986
PCB-199	52663-75-9	ng/g	230	14	12.4 J	25.7 J	12.9 J	2.06 J	10 J	11.2 J	20.4 J	11.7	12.2	87 J	10.2	28.5	68.5 J	12
PCB-200	52663-73-7	ng/g	230	14	1.47	2.76	1.51	0.296	1.11	1.31	2.56	1.33	1.63	10.1	1.35	3.77	89 J	1.38
PCB-201	40186-71-8	ng/g	230	14	1.4	2.56	1.38	< 0.0457 U	1	1.26	2.15	1.31	1.27	10.2	1.18	3.5	7.72	1.2
PCB-202	2136-99-4	ng/g	230	14	2.31 J	3.98 J	2.26 J	0.439	1.86 J	1.88 J	3.34 J	2.23	2.16	15.1	2.06	5.26	16.2	2.24
PCB-204	74472-52-9	ng/g	230	14	< 0.0496 U	< 0.0476 U	< 0.0474 U	< 0.0884 U	< 0.0488 U	< 0.0478 U	< 0.0483 U	< 0.095 U	< 0.0984 U	< 0.0982 U	< 0.0973 U	< 0.099 U	< 0.0977 U	< 0.0991 U
PCB-205	74472-53-0	ng/g	230	14	0.688 J	1.32 J	0.778 J	< 0.0489 U	0.601 J	0.606 J	1.19 J	0.833	0.735	5.11	0.566	1.75	< 0.054 U	0.826
PCB-206	40186-72-9	ng/g	230	14	7.66 J	13.5 J	7.39 J	1.53	6.14 J	5.62 J	11 J	7.7	6.98	40.9 J	6.75	16.3	29.4	7.27
PCB-207	52663-79-3	ng/g	230	14	0.832 J	1.36 J	0.77 J	< 0.0619 U	0.642 J	0.619 J	1.07 J	0.942	0.84	4.16	0.9	1.89	6.37	0.754
PCB-208	52663-77-1	ng/g	230	14	2.39 J	3.95 J	2.46 J	0.52	1.85 J	1.81 J	3.4 J	2.53	2.23	10.3	2.25	4.35	27.4	2.27
PCB-209	2051-24-3	ng/g	230	14	4.94 J	8.42 J	5.16 J	1.68 J+	3.7 J	2.96 J	6.72 J	4.98	4.45	9.45	4.25	4.54	8.05	5.04
Total Decachlorobiphenyls	RA_Total_DECPCB	ng/g	230	14	4.94	8.42	5.16	1.68	3.7	2.96	6.72	4.98	4.45	9.45	4.25	4.54	8.05	5.04
Total Dichlorobiphenyls	RA_Total_DIPCB	ng/g	230	14	253.69	1413.2	237.33	213.55	317.13	464.85	1824.6	218.37	420.29	7831.04	274.07	645.24	10090	287.97
Total Heptachlorobiphenyls	RA_Total_HEPPCB	ng/g	230	14	180.118	312.081	194.002	24.491	118.316	144.617	258.255	153.987	179.815	1153.25	135.704	338.331	788.14	167.339
Total Hexachlorobiphenyls	RA_Total_HEXPCB	ng/g	230	14	672.257	1173.73	676.668	74.472	365.071	447.591	932.476	520.768	590.105	2986.34	442.037	823.576	2298.07	613.955
Total Monochlorobiphenyls	RA_Total_MONPCB	ng/g	230	14	37.826	25.11	38.814	30.143	85.962	40.555	41.71	47.825	50.167	291.8	53.691	39.961	663.2	61.746
Total Nonachlorobiphenyls	RA_Total_NONPCB	ng/g	230	14	10.882	18.81	10.62	2.05	8.632	8.049	15.47	11.172	10.05	55.36	9.9	22.54	63.17	10.294
Total Octachlorobiphenyls	RA_Total_OCTPCB	ng/g	230	14	53.225	107.203	56.071	7.904	41.993	47.427	89.177	51.767	54.649	382.08	46.261	122.23	442.94	52.135
Total Pentachlorobiphenyls	RA_Total_PENPCB	ng/g	230	14	1053.31	4752.35	1056.9	241.743	692.598	1480.62	3897.37	780.238	1385.92	10163.2	728.47	2178.28	8955.35	993.611
Total Tetrachlorobiphenyls	RA_Total_TETPCB	ng/g	230	14	704.911	15636.2	875.028	687.853	1196.69	4606.34	14671.5	700.454	2609.89	38234.6	730.917	5243.11	36407.4	853.055
Total Trichlorobiphenyls	RA_Total_TRICPB	ng/g	230	14	289.335	16624.6	315.632	673.93	421.494	2737.58	15248.3	300.607	1112.56	51183.1	311.698	3332.98	48368.3	298.336
Total PCB Congeners	RA_Tot_PCB_Cong	ng/g	120	14	3260.49	40071.8	3466.23	1957.82	3251.59	9980.59	36985.6	2790.17	6417.89	112290	2737	12750.8	108085	3343.48
Total PCB TEQ (Bird)	RA-TEQ-B-PCB	ng/g			1.2950926	5.1143384	1.3020917	0.28271609	0.89569379	2.82984882	4.6614801	0.8135688	2.452026	11.290158	0.875069	3.9657699	9.219567	1.002645
Total PCB TEQ (Fish)	RA-TEQ-F-PCB	ng/g			0.0121382	0.0165883	0.01329115	0.000779245	0.009099895	0.01604886	0.01556145	0.00282825	0.0153807	0.0837825	0.0092728	0.0281466	0.0602775	0.00965295
Total PCB TEQ (Mammal)	RA-TEQ-M-PCB	ng/g			0.1733082	0.0325378	0.1981269	0.00186547	0.13730137	0.17945216	0.0310927	0.0062035	0.1852712	1.107065	0.1396798	0.3677826	1.203675	0.1338747
TAL Metals and Mercury																		
Aluminum	7429-90-5	mg/kg	7700	25000	6500	9700	7600	3500	8700	8400	8900	8200	6900	8000	7300	5900	8700	7500
Calcium	7440-70-2	mg/kg			1700	1800	2400	1400	2600	1800	1700	2300	1300	1500	1800	1300	1600	2500
Iron	7439-89-6	mg/kg	5500	20000	19000	13000	21000	6800	25000	17000	10000	19000	16000	11000	20000	14000	11000	23000
Magnesium	7439-95-4	mg/kg			1800	2200	2100	1500	2400	2600	2200	2200	2200	2100	2000	1600	2200	2000
Potassium	7440-09-7	mg/kg			270 J	530 J	320 J	290 J	390 J	420 J	470 J	360 J	280 J	320 J	230 J	200 J	450 J	240 J
Sodium	7440-23-5	mg/kg			190 J	170 J	220 J	170 J	230 J	14000	< 910 U	230 J	150 J	140 J	300 J	170 J	150 J	230 J
Antimony	7440-36-0	mg/kg	3.1	2	1.2 J+	1.6 J+	1.7 J+	< 1.5 U	1.7 J+	< 1.9 U	< 1.8 U	1.3 J+	< 1.2 U	< 1.4 U	< 1.2 U	< 1.2 U	< 1.3 U	< 1.4 U
Arsenic	7440-38-2	mg/kg	0.68	9.8	5.5	7.7	7.9	2.2	7.6	5.0	6.5	5.3	4.1	3.7	4.9	3.7	3.4	5.2
Barium	7440-39-3	mg/kg	1500	20	79	83	93	34	140	75	72	98	48	61	71	50	50	93
Beryllium	7440-41-7	mg/kg	16		0.45 J-	0.37 J-	0.54 J-	0.23 J-	0.65 J-	0.40 J-	0.33 J-	0.68 J-	0.41 J-	0.37 J-	0.55 J-	0.41 J-	0.32 J-	0.58 J-
Cadmium	7440-43-9	mg/kg	0.71	1	1.5	1.5	1.4	0.36 J	2.1	0.91 J	1.2	1.9	0.83	1.5	1.1	0.90	1.7	1.5
Chromium, Total	7440-47-3	mg/kg	0.95	43.4	63 EB	140 EB	91 EB	22 EB	67 EB	64 EB	110 EB	60 EB	54 EB	68 EB	52 EB	48 EB	120 EB	49 EB
Cobalt	7440-48-4	mg/kg	2.3	50	7.2	5.8	9.0	2.3	12	5.5	4.8	7.7	3.6	2.8	5.9	4.3	3.5	7.4
Copper	7440-50-8	mg/kg	310	31.6	60	110	81	27	74	59	96	79	53	79	69	55	85	71
Lead	7439-92-1	mg/kg	200	35.8	230	260	330	69 EB	220	200	210	240	220	200	230	230	190	210
Manganese	7439-96-5	mg/kg	180	460	980 JEB	220 JEB	1100 JEB	380 EB	1700 JEB	320 JEB	170 JEB	1000 EB	430 EB	120 EB	1100 EB	700 EB	71 EB	1400 EB
Nickel	7440-02-0	mg/kg	140	22.7	12	12	15	2.7 EB	17	12	10	11	5.9	7.5	7.5	6.5	6.9	9.0
Selenium	7782-49-2	mg/kg	39	11	1.1 J	< 3.7 U	1.4 J	< 3.9 U	1.5 J	< 4.8 U	< 4.4 U	< 3.2 U	< 3.1 U	< 3.5 U	< 3.1 U	< 2.9 U	< 3.4 U	< 3.5 U
Silver	7440-22-4	mg/kg	39	1	0.60	0.57 J	0.81	0.16 J	0.64 J	0.52 J	0.46 J	0.72	0.48 J	0.61 J	0.59 J	0.45 J	0.48 J	0.63 J
Thallium	7440-28-0	mg/kg	0.078		< 0.58 U	< 0.73 U	< 0.77 U	< 0.77 U	< 0.84 U	< 0.95 U	< 0.88 U	< 0.64 UJ	< 0.62 UJ	< 0.71 UJ	< 0.62 UJ	< 0.59 UJ	< 0.67 UJ	< 0.70 UJ
Vanadium	7440-62-2	mg/kg	39		23	26	32	6.2 EB	31	34	23	27	19	23	22	20	26	22
Zinc	7440-66-6	mg/kg	2300	121	130	280	160	90 EB	210	110	210	200	94	190	130	100	260	170
Mercury	7439-97-6	mg/kg	2.3	0.18	0.68	1.3	0.79	0.43	0.71	0.70	1.0	1.0	0.75	1.2	0.91	0.65	0.98	0.97
TCL VOCs																		
1,1,1-Trichloroethane (TCA)	71-55-6	ug/kg	810000	70	< 8.0 U	< 7.4 U	< 7.1 U	< 6.0 U	< 8.1 U	< 5.2 UJ	< 380 U	< 7.2 U	< 6.0 U	< 7.2 U	< 7.1 U	< 6.6 U	< 8.4 U	< 7.4 U
1,1,2,2-TETRACHLOROETHANE	79-34-5	ug/kg	600	250	< 8.0 U	< 7.4 U	< 7.1 U	< 6.0 U	< 8.1 U	< 5.2 U	< 7.7 U	< 7.2 U	< 6.0 U	< 7.2 U	< 7.1 U	< 6.6 U	< 8.4 U	< 7.4 U
1,1,2-TRICHLORO-1,2,2-TRIFLUOROETHANE	76-13-1	ug/kg	670000		< 8.0 U	< 7.4 U	< 7.1 U	< 6.0 U	< 8.1 U	< 5.2 UJ	< 380 U	< 7.2 U	< 6.0 U	< 7.2 U	< 7.1 U	< 6.6 U	< 8.4 U	< 7.4 U
1,1,2-Trichloroethane	79-00-5	ug/kg	150	538	< 8.0 U	< 7.4 U	< 7.1 U	< 6.0 U	< 8.1 UJ	< 5.2 U	< 7.7 U	< 7.2 U	< 6.0 U	< 7.2 U	< 7.1 U	< 6.6 U	< 8.4 U	< 7.4 U
1,1-Dichloroethane	75-34-3	ug/kg	3600	20	< 8.0 U	< 7.4 U	< 7.1 U	< 6.0 U	< 8.1 U	< 5.2 U	< 7.7 U	< 7.2 U	< 6.0 U	< 7.2 U	< 7.1 U	< 6.6 U	< 8.4 U	< 7.4 U
1,1-Dichloroethene	75-35-4	ug/kg	480	100	< 8.0 U	< 7.4 U	< 7.1 U	< 6.0 UJ	< 8.1 U	< 5.2 U	< 7.7 U	< 7.2 U	< 6.0 U	< 7.2 U	< 7.1 U	< 6.6 U	< 8.4 U	< 7.4 U
1,2,3-Trichlorobenzene	87-61-6	ug/kg	6300	113	< 8.0 U	< 1200 U	< 7.1 U	< 6.0 U	< 8.1 UJ	< 5.2 UJ	< 380 U	< 470 U	< 6.0 U	< 520 U	< 7.1 UJ	< 6.6 U	< 610 U	< 490 U
1,2,3-TRICHLOROPROPANE	96-18-4	ug/kg	5.1		< 8.0 U	< 1200 U	< 7.1 U	< 6.0 U	< 8.1 U	< 5.2 U	< 7.7 U	< 7.2 U	< 6.0 U	< 7.2 U	< 7.1 U	< 6.6 U	< 8.4 U	< 7.4 U
1,2,4-TRICHLOROBENZENE	120-82-1	ug/kg	5800	11	< 8.0 U	< 1200 U	< 7.1 U	< 6.0 U	< 8.1 UJ	< 5.2 UJ	< 380 U	< 470 U	< 6.0 U	< 520 U	< 7.1 UJ	< 6.6 U	< 610 U	< 490 U
1,2,4-Trimethylbenzene	95-63-6	ug/kg	30000	97	< 8.0 U	< 1200 U	< 7.1 U	< 6.0 U	< 8.1 U	< 5.2 U	< 7.7 U	< 470 U	< 6.0 U	< 520 U	< 7.1 U	< 6.6 U	< 610 U	< 490 U
1,2-Dibromo-3-Chloropropane	96-12-8	ug/kg	5.3		< 8.0 U	< 1200 U	< 7.1 U	< 6.0 U	< 8.1 U	< 5.2 U	< 7.7 U	< 470 U	< 6.0 U	< 520 U	< 7.1 U	< 6.6 U	< 610 U	< 490 U
1,2-Dibromoethane (Ethylene Dibromide)	106-93-4	ug/kg	36		< 8.0 U	< 7.4 U	< 7.1 U	< 6.0 U	< 8.1 U	< 5.2 UJ	< 380 U	< 7.2 U	< 6.0 U	< 7.2 U	< 7.1 U	< 6.6 U	< 8.4 U	< 7.4 U
1,2-Dichlorobenzene	95-50-1	ug/kg	180000	95	< 8.0 U	< 1200 U	< 7.1 U	< 6.0 U	< 8.1 UJ	< 5.2 UJ	< 380 U	< 470 U	< 6.0 U	< 520 U	< 7.1 UJ	< 6.6 U	< 610 U	< 490 U
1,2-Dichloroethane	107-06-2	ug/kg	460	986	< 8.0 U	< 7.4 U	< 7.1 U	< 6.0 U	< 8.1 U	< 5.2 UJ	< 380 U	< 7.2 U	< 6.0 U	< 7.2 U	< 7.1 U	< 6.6 U	< 8.4 U	< 7.4 U
1,2-DICHLOROPROPANE	78-87-5	ug/kg	1600	428	< 8.0 U	< 7.4 U	< 7.1 U	< 6.0 U	< 8.1 U	< 5.2 U	< 7.7 U	< 7.2 U	< 6.0 U	< 7.2 U	< 7.1 U	< 6.6 U	< 8.4 U	< 7.4 U
1,3,5-Trimethylbenzene (Mesitylene)	108-67-8	ug/kg	27000	164	< 8.0 U	< 1200 U	< 7.1 U	< 6.0 U	< 8.1 U	< 5.2 U	< 7.7 U	< 470 U	< 6.0 U	< 520 U	< 7.1 U	< 6.6 U	< 610 U	< 490 U

Table 28
Phase 2 Reach Sediment Analytical Results
Phase 2 Data Evaluation Summary Memorandum
Lower Neponset River
Boston and Milton, Massachusetts

					Location	24A-0044	24A-0044	24A-0044	24A-0045	24A-0046	24A-0046	24A-0046	24A-0047	24A-0047	24A-0047	24A-0048	24A-0048	24A-0048	24A-0049
					Sample Name	24A-0044-BS	24A-0044-CS	24A-0044-BD	24A-0045-AS	24A-0046-AS	24A-0046-BS	24A-0046-CS	24A-0047-AS	24A-0047-BS	24A-0047-CS	24A-0048-AS	24A-0048-BS	24A-0048-CS	24A-0049-AS
					Sample Date	9/18/2024	9/18/2024	9/18/2024	10/24/2024	9/18/2024	9/18/2024	9/18/2024	9/24/2024	9/24/2024	9/24/2024	9/24/2024	9/24/2024	9/24/2024	9/24/2024
					Sample Type	N	N	FD	N	N	N	N	N	N	N	N	N	N	N
					Depth Interval	0.5 - 1.7 ft	1.7 - 3.6 ft	0.5 - 1.7 ft	0 - 0.5 ft	0 - 0.5 ft	0.5 - 2.5 ft	2.5 - 5.4 ft	0 - 0.5 ft	0.5 - 1.7 ft	1.7 - 2.2 ft	0 - 0.5 ft	0.5 - 2 ft	2 - 2.7 ft	0 - 0.5 ft
Analyte	Cas No.	Units	Human Health PAL	Ecological PAL														
1,3-DICHLOROBENZENE	541-73-1	ug/kg	2600	89	< 8.0 U	< 1200 U	< 7.1 U	< 6.0 U	< 8.1 UJ	< 5.2 UJ	< 380 U	< 470 U	< 6.0 U	< 520 U	< 7.1 UJ	< 6.6 U	< 610 U	< 490 U
1,4-DICHLOROBENZENE	106-46-7	ug/kg	2600	30	< 8.0 U	< 1200 U	< 7.1 U	< 6.0 U	< 8.1 UJ	< 5.2 UJ	< 380 U	< 470 U	< 6.0 U	< 520 U	< 7.1 UJ	< 6.6 U	< 610 U	< 490 U
2-HEXANONE	591-78-6	ug/kg	20000	45	< 16 U	< 15 U	< 14 U	< 12 U	< 16 U	< 10 U	< 15 U	< 14 U	< 12 U	< 14 U	< 14 U	< 13 U	< 17 U	< 15 U
ACETONE	67-64-1	ug/kg	7000000	65	< 16 U	110 EB	< 14 U	< 12 U	< 16 U	< 10 U	41 J-	< 14 U	< 12 U	49 EB	< 14 U	< 13 U	98 EB	< 15 U
Benzene	71-43-2	ug/kg	1200	10	< 8.0 U	< 7.4 U	< 7.1 U	< 6.0 U	< 8.1 U	< 5.2 U	< 7.7 U	< 7.2 U	< 6.0 U	< 7.2 U	< 7.1 U	< 6.6 U	< 8.4 U	< 7.4 U
BROMOCHLOROMETHANE	74-97-5	ug/kg	15000		< 8.0 U	< 7.4 U	< 7.1 U	< 6.0 U	< 8.1 U	< 5.2 U	< 7.7 U	< 7.2 U	< 6.0 U	< 7.2 U	< 7.1 U	< 6.6 U	< 8.4 U	< 7.4 U
BROMODICHLOROMETHANE	75-27-4	ug/kg	290	210	< 8.0 U	< 7.4 U	< 7.1 U	< 6.0 U	< 8.1 U	< 5.2 U	< 7.7 U	< 7.2 U	< 6.0 U	< 7.2 U	< 7.1 U	< 6.6 U	< 8.4 U	< 7.4 U
BROMOFORM	75-25-2	ug/kg	19000	142	< 8.0 U	< 1200 U	< 7.1 U	< 6.0 U	< 8.1 U	< 5.2 U	< 7.7 U	< 470 U	< 6.0 U	< 520 U	< 7.1 U	< 6.6 U	< 610 U	< 490 U
BROMOMETHANE	74-83-9	ug/kg	680	6.5	< 8.0 U	< 7.4 U	< 7.1 U	< 6.0 U	< 8.1 U	< 5.2 U	< 7.7 U	< 7.2 U	< 6.0 U	< 7.2 U	< 7.1 U	< 6.6 U	< 8.4 U	< 7.4 U
CARBON DISULFIDE	75-15-0	ug/kg	77000	7.8	< 8.0 U	1.6 J	< 7.1 U	< 6.0 U	< 8.1 U	< 5.2 U	1.2 J-	< 7.2 U	< 6.0 U	< 7.2 U	< 7.1 U	< 6.6 U	< 8.4 U	< 7.4 U
CARBON TETRACHLORIDE	56-23-5	ug/kg	650	57	< 8.0 U	< 7.4 U	< 7.1 U	< 6.0 U	< 8.1 U	< 5.2 UJ	< 380 U	< 7.2 U	< 6.0 U	< 7.2 U	< 7.1 U	< 6.6 U	< 8.4 U	< 7.4 U
Chlorobenzene	108-90-7	ug/kg	28000	30	< 8.0 U	< 7.4 U	< 7.1 U	< 6.0 UJ	< 8.1 UJ	< 5.2 UJ	< 380 U	< 7.2 U	< 6.0 U	< 7.2 U	< 7.1 UJ	< 6.6 U	< 8.4 U	< 7.4 U
CHLOROETHANE	75-00-3	ug/kg	540000		< 8.0 U	< 7.4 U	< 7.1 U	< 6.0 U	< 8.1 U	< 5.2 U	< 7.7 U	< 7.2 U	< 6.0 U	< 7.2 U	< 7.1 U	< 6.6 U	< 8.4 U	< 7.4 U
Chloroform	67-66-3	ug/kg	320	87	< 8.0 U	< 7.4 U	< 7.1 U	< 6.0 U	< 8.1 U	< 5.2 U	< 7.7 U	< 7.2 U	< 6.0 U	< 7.2 U	< 7.1 U	< 6.6 U	< 8.4 U	5.4 J
CHLOROMETHANE	74-87-3	ug/kg	11000		< 8.0 U	< 7.4 U	< 7.1 U	< 6.0 U	< 8.1 U	< 5.2 U	< 7.7 U	< 7.2 U	< 6.0 U	< 7.2 U	< 7.1 U	< 6.6 U	< 8.4 U	< 7.4 U
CIS-1,2-DICHLOROETHYLENE	156-59-2	ug/kg	6300	432	< 8.0 U	< 7.4 U	< 7.1 U	< 6.0 UJ	< 8.1 U	< 5.2 U	< 7.7 U	< 7.2 U	< 6.0 U	< 7.2 U	< 7.1 U	< 6.6 U	< 8.4 U	< 7.4 U
cis-1,3-Dichloropropene	10061-01-5	ug/kg	1800		< 8.0 U	< 7.4 U	< 7.1 U	< 6.0 U	< 8.1 UJ	< 5.2 U	< 7.7 U	< 7.2 U	< 6.0 U	< 7.2 U	< 7.1 U	< 6.6 U	< 8.4 U	< 7.4 U
Cyclohexane	110-82-7	ug/kg	650000		< 8.0 U	< 7.4 U	< 7.1 U	< 6.0 U	< 8.1 U	< 5.2 U	< 7.7 U	< 7.2 U	< 6.0 U	< 7.2 U	< 7.1 U	< 6.6 U	< 8.4 U	< 7.4 U
DIBROMOCHLOROMETHANE	124-48-1	ug/kg	8300	198	< 8.0 U	< 7.4 U	< 7.1 U	< 6.0 U	< 8.1 U	< 5.2 U	< 7.7 U	< 7.2 U	< 6.0 U	< 7.2 U	< 7.1 U	< 6.6 U	< 8.4 U	< 7.4 U
Dichlorodifluoromethane	75-71-8	ug/kg	8700		< 8.0 U	< 7.4 U	< 7.1 U	< 6.0 U	< 8.1 U	< 5.2 U	< 7.7 U	< 7.2 U	< 6.0 U	< 7.2 U	< 7.1 U	< 6.6 U	< 8.4 U	< 7.4 U
Ethylbenzene	100-41-4	ug/kg	5800	290	< 8.0 U	< 7.4 U	< 7.1 U	< 6.0 U	< 8.1 U	< 5.2 U	< 7.7 U	< 7.2 U	< 6.0 U	< 7.2 U	< 7.1 U	< 6.6 U	< 8.4 U	< 7.4 U
Isopropylbenzene (Cumene)	98-82-8	ug/kg	190000	35	< 8.0 U	< 1200 U	< 7.1 U	< 6.0 U	< 8.1 U	< 5.2 U	< 7.7 U	< 470 U	< 6.0 U	< 520 U	< 7.1 U	< 6.6 U	< 610 U	< 490 U
m,p-Xylene	179601-23-1	ug/kg	55000		< 8.0 U	< 7.4 U	< 7.1 U	< 6.0 U	< 8.1 U	< 5.2 U	< 7.7 U	< 7.2 U	< 6.0 U	< 7.2 U	< 7.1 U	< 6.6 U	< 8.4 U	< 7.4 U
METHYL ACETATE	79-20-9	ug/kg	7800000		< 8.0 U	< 7.4 U	< 7.1 U	< 6.0 U	< 8.1 U	< 5.2 UJ	< 380 U	110	< 6.0 U	< 7.2 U	< 7.1 U	< 6.6 U	< 8.4 U	< 7.4 U
Methyl Ethyl Ketone (2-Butanone)	78-93-3	ug/kg	2700000	7604	< 16 U	42	< 14 U	< 12 U	< 16 U	< 10 U	15 J-	< 14 U	< 12 U	17	< 14 U	< 13 U	32	< 15 U
METHYL ISOBUTYL KETONE (4-METHYL-2-PENTANONE)	108-10-1	ug/kg	3300000	73	< 16 U	< 15 U	< 14 U	< 12 U	< 16 U	< 10 U	< 15 U	< 14 U	< 12 U	< 14 U	< 14 U	< 13 U	< 17 U	< 15 U
Methylcyclohexane	108-87-2	ug/kg	9800		< 8.0 U	< 7.4 U	< 7.1 U	< 6.0 U	< 8.1 U	< 5.2 U	< 7.7 U	< 7.2 U	< 6.0 U	< 7.2 U	< 7.1 U	< 6.6 U	< 8.4 U	< 7.4 U
Methylene Chloride	75-09-2	ug/kg	35000	18	< 8.0 U	< 7.4 U	< 7.1 U	< 6.0 U	< 8.1 U	< 5.2 UJ	< 380 U	< 7.2 U	< 6.0 U	< 7.2 U	< 7.1 U	< 6.6 U	< 8.4 U	< 7.4 U
o-Xylene (1,2-Dimethylbenzene)	95-47-6	ug/kg	64000		< 8.0 U	< 7.4 U	< 7.1 U	< 6.0 U	< 8.1 U	< 5.2 U	< 7.7 U	< 7.2 U	< 6.0 U	< 7.2 U	< 7.1 U	< 6.6 U	< 8.4 U	< 7.4 U
Styrene	100-42-5	ug/kg	600000	126	< 8.0 U	< 7.4 U	< 7.1 U	< 6.0 U	< 8.1 U	< 5.2 U	< 7.7 U	< 7.2 U	< 6.0 U	< 7.2 U	< 7.1 U	< 6.6 U	< 8.4 U	< 7.4 U
TERT-BUTYL METHYL ETHER	1634-04-4	ug/kg	47000	304	< 8.0 U	< 7.4 U	< 7.1 U	< 6.0 U	< 8.1 U	< 5.2 UJ	< 380 U	< 7.2 U	< 6.0 U	< 7.2 U	< 7.1 U	< 6.6 U	< 8.4 U	< 7.4 U
Tetrachloroethylene (PCE)	127-18-4	ug/kg	8100	2	< 8.0 U	< 7.4 U	< 7.1 U	< 6.0 U	< 8.1 U	< 5.2 U	< 7.7 U	< 7.2 U	< 6.0 U	< 7.2 U	< 7.1 U	< 6.6 U	< 8.4 U	< 7.4 U
Toluene	108-88-3	ug/kg	490000	10	< 8.0 U	< 7.4 U	< 7.1 U	< 6.0 U	< 8.1 U	< 5.2 U	< 7.7 U	< 7.2 U	< 6.0 U	< 7.2 U	< 7.1 U	< 6.6 U	< 8.4 U	< 7.4 U
Trans-1,2-Dichloroethylene	156-60-5	ug/kg	7000	389	< 8.0 U	< 7.4 U	< 7.1 U	< 6.0 UJ	< 8.1 U	< 5.2 U	< 7.7 U	< 7.2 U	< 6.0 U	< 7.2 U	< 7.1 U	< 6.6 U	< 8.4 U	< 7.4 U
Trans-1,3-Dichloropropene	10061-02-6	ug/kg	1800		< 8.0 U	< 7.4 U	< 7.1 U	< 6.0 U	< 8.1 UJ	< 5.2 U	< 7.7 U	< 7.2 U	< 6.0 U	< 7.2 U	< 7.1 U	< 6.6 U	< 8.4 U	< 7.4 U
Trichloroethylene (TCE)	79-01-6	ug/kg	410	78	< 8.0 U	< 7.4 U	< 7.1 U	< 6.0 UJ	< 8.1 U	< 5.2 U	< 7.7 U	< 7.2 U	< 6.0 U	< 7.2 U	< 7.1 U	< 6.6 U	< 8.4 U	< 7.4 U
Trichlorofluoromethane	75-69-4	ug/kg	2300000		< 8.0 U	< 7.4 U	< 7.1 U	< 6.0 U	< 8.1 U	< 5.2 UJ	< 380 U	< 7.2 U	< 6.0 U	< 7.2 U	< 7.1 U	< 6.6 U	< 8.4 U	< 7.4 U
Vinyl Chloride	75-01-4	ug/kg	59	482	< 8.0 U	< 7.4 U	< 7.1 U	< 6.0 U	< 8.1 U	< 5.2 U	< 7.7 U	< 7.2 U	< 6.0 U	< 7.2 U	< 7.1 U	< 6.6 U	< 8.4 U	< 7.4 U
TCL SVOCs																		
1,2,4,5-TETRACHLOROBENZENE	95-94-3	ug/kg	230	187	< 280 U	< 310 U	< 250 U	< 240 U	< 290 U	< 220 U	< 210 U	< 250 U	< 220 U	< 270 U	< 220 U	< 230 U	< 290 U	< 260 U
1,4-Dioxane (P-Dioxane)	123-91-1	ug/kg	5300		< 110 U	< 120 U	< 100 UJ	< 94 U	< 110 U	< 85 U	< 81 U	< 97 U	< 85 U	< 110 U	< 88 U	< 90 U	< 110 U	< 100 U
1-Methylnaphthalene	90-12-0	ug/kg	18	141	< 280 U	< 310 U	< 250 U	< 240 U	< 290 U	< 220 U	< 210 U	< 250 U	150 J	< 270 U	< 220 U	< 230 U	< 290 U	< 260 U
2,3,4,6-TETRACHLOROPHENOL	58-90-2	ug/kg	190000	30	< 280 U	< 310 U	< 250 U	< 240 U	< 290 U	< 220 U	< 210 U	< 250 U	< 220 U	< 270 U	< 220 U	< 230 U	< 290 U	< 260 U
2,4,5-TRICHLOROPHENOL	95-95-4	ug/kg	630000	34	< 280 U	< 310 U	< 250 U	< 240 U	< 290 U	< 220 U	< 210 U	< 250 U	< 220 U	< 270 U	< 220 U	< 230 U	< 290 U	< 260 U
2,4,6-TRICHLOROPHENOL	88-06-2	ug/kg	6300		< 280 U	< 310 U	< 250 U	< 240 U	< 290 U	< 220 U	< 210 U	< 250 U	< 220 U	< 270 U	< 220 U	< 230 U	< 290 U	< 260 U
2,4-DICHLOROPHENOL	120-83-2	ug/kg	19000	57	< 280 U	< 310 U	< 250 U	< 240 U	< 290 U	< 220 U	< 210 U	< 250 U	< 220 U	< 270 U	< 220 U	< 230 U	< 290 U	< 260 U
2,4-DIMETHYLPHENOL	105-67-9	ug/kg	130000	39	< 280 U	< 310 U	< 250 U	< 240 U	< 290 U	< 220 U	< 210 U	< 250 U	< 220 U	< 270 U	< 220 U	< 230 U	< 290 U	< 260 U
2,4-DINITROPHENOL	51-28-5	ug/kg	13000	223	< 540 U	< 590 U	< 490 U	< 460 U	< 560 U	< 420 U	< 400 U	< 480 U	< 420 U	< 520 U	< 430 U	< 440 U	< 560 U	< 500 U
2,4-DINITROTOLUENE	121-14-2	ug/kg	1700	290	< 280 U	< 310 U	< 250 U	< 240 U	< 290 U	< 220 U	< 210 U	< 250 U	< 220 U	< 270 U	< 220 U	< 230 U	< 290 U	< 260 U
2,6-DINITROTOLUENE	606-20-2	ug/kg	360	296	< 280 U	< 310 U	< 250 U	< 240 U	< 290 U	< 220 U	< 210 U	< 250 U	< 220 U	< 270 U	< 220 U	< 230 U	< 290 U	< 260 U
2-CHLORONAPHTHALENE	91-58-7	ug/kg	480000		< 280 U	< 310 U	< 250 U	< 240 U	< 290 U	< 220 U	< 210 U	< 250 U	< 220 U	< 270 U	< 220 U	< 230 U	< 290 U	< 260 U
2-CHLOROPHENOL	95-57-8	ug/kg	39000	55	< 280 U	< 310 U	< 250 U	< 240 U	< 290 U	< 220 U	< 210 U	< 250 U	< 220 U	< 270 U	< 220 U	< 230 U	< 290 U	< 260 U
2-Methylnaphthalene	91-57-6	ug/kg	24000	20.2	< 280 U	< 310 U	< 250 U	< 240 U	< 290 U	< 220 U	< 210 U	< 250 U	230	< 270 U	< 220 U	< 230 U	< 290 U	< 260 U
2-METHYLPHENOL (O-CRESOL)	95-48-7	ug/kg	320000	119	< 540 U	< 590 U	< 490 U	< 460 U	< 560 U	< 420 U	< 400 U	< 480 U	< 420 U	< 520 U	< 430 U	< 440 U	< 560 U	< 500 U
2-NITROANILINE	88-74-4	ug/kg	63000		< 280 U	< 310 U	< 250 U	< 240 U	< 290 U	< 220 U	< 210 U	< 250 U	< 220 U	< 270 U	< 220 U	< 230 U	< 290 U	< 260 U
2-NITROPHENOL	88-75-5	ug/kg	1900000	168	< 280 U	< 310 U	< 250 U	< 240 U	< 290 U	< 220 U	< 210 U	< 250 U	< 220 U	< 270 U	< 220 U	< 230 U	< 290 U	< 260 U
3,3'-DICHLOROBENZIDINE	91-94-1	ug/kg	1200	31	< 540 U	< 590 U	< 490 U	< 460 U	< 560 U	< 420 U	< 400 U	< 480 U	< 420 U	< 520 U	< 430 U	< 440 U	< 560 U	< 500 U
3-NITROANILINE	99-09-2	ug/kg	25000		< 540 U	< 590 U	< 490 U	< 460 U	< 560 U	< 420 U	< 400 U	< 480 U	< 420 U	< 520 U	< 430 U	< 440 U	< 560 U	< 500 U
4,6-DINITRO-2-METHYLPHENOL	534-52-1	ug/kg	510	1477	< 540 U	< 590 U	< 490 U	< 460 U	< 560 U	< 420 U	< 400 U	< 480 U	< 420 U	< 520 U	< 430 U	< 440 U	< 560 U	< 500 U
4-BROMOPHENYL PHENYL ETHER	101-55-3	ug/kg		47	< 280 U	< 310 U	< 250 U	< 240 U	< 290 U	< 220 U	< 210 U	< 250 U	< 220 U	< 270 U	< 220 U	< 230 U	< 290 U	< 260 U
4-CHLORO-3-METHYLPHENOL	59-50-7	ug/kg	630000	5	< 280 U	< 310 U	< 250 U	< 240 U	< 290 U	< 220 U	< 210 U	< 250 U	< 220 U	< 270 U	< 220 U	< 230 U	< 290 U	< 260 U
4-CHLOROANILINE	106-47-8	ug/kg	2700	0.9	< 540 U	< 590 U	< 490 U	< 460 U	< 560 U	< 420 U	< 400 U	< 480 U	< 420 U	< 520 U	< 430 U	< 440 U	< 560 U	< 500 U
4-CHLOROPHENYL PHENYL ETHER	7005-72-3	ug/kg			< 280 U	< 310 U	< 250 U	< 240 U	< 290 U	< 220 U	< 210 U	< 250 U	< 220 U	< 270 U	< 220 U	< 230 U	< 290 U	< 260 U
4-METHYLPHENOL (P-CRESOL)	106-44-5	ug/kg	130000	93	< 540 U	< 590 U	< 490 U	< 460 U	< 560 U	< 420 U	< 400 U	< 480 U	< 420 U	< 520 U	< 430 U	< 440 U	< 560 U	< 500 U
4-Nitroaniline	100-01-6	ug/kg	25000		< 540 U	< 590 U	< 490 U	< 460 U	< 560 U	< 420 U	< 400 U	< 480 U	< 420 U	< 520 U	< 430 U	< 440 U	< 560 U	< 500 U
4-NITROPHENOL	100-02-7	ug/kg	1900000	153	< 540 U	< 590 U	< 490 U	< 460 U	< 560 U	< 420 U	< 400 U	< 480 U	< 420 U	< 520 U	< 430 U	< 440 U	< 560 U	< 500 U
Acenaphthene	83-32-9	ug/kg	360000	6.7	< 280 U	< 310 U	< 250 U	< 240 U	< 290 U	< 220 U	< 210 U	< 250 U	800	< 270 U	90 J	49 J	< 290 U	53 J
ACENAPHTHYLENE	208-96-8	ug/kg	360000	5.9	< 280 U	< 310 U	< 250 U	< 240 U	< 290 U	< 220 U	< 210 U	82 J	84 J	< 270 U	95 J	57 J	< 290 U	75 J
Acetophenone	98-86-2	ug/kg	780000		120 J	< 590 U	83 J	420 J	160 J	100 J	< 400 U	100 J	160 J	< 520 U	57 J	57 J	< 560 U	73 J
ANTHRACENE	120-12-7	ug/kg	1800000	57	110 J	< 310 U	66 J	100 J	160 J	100 J	< 210 U	120 J	1800	< 270 U	260	160 J	< 290 U	190 J

Table 28
Phase 2 Reach Sediment Analytical Results
Phase 2 Data Evaluation Summary Memorandum
Lower Neponset River
Boston and Milton, Massachusetts

					Location	24A-0044	24A-0044	24A-0044	24A-0045	24A-0046	24A-0046	24A-0046	24A-0047	24A-0047	24A-0047	24A-0048	24A-0048	24A-0048	24A-0049
					Sample Name	24A-0044-BS	24A-0044-CS	24A-0044-BD	24A-0045-AS	24A-0046-AS	24A-0046-BS	24A-0046-CS	24A-0047-AS	24A-0047-BS	24A-0047-CS	24A-0048-AS	24A-0048-BS	24A-0048-CS	24A-0049-AS
					Sample Date	9/18/2024	9/18/2024	9/18/2024	10/24/2024	9/18/2024	9/18/2024	9/18/2024	9/24/2024	9/24/2024	9/24/2024	9/24/2024	9/24/2024	9/24/2024	9/24/2024
					Sample Type	N	N	FD	N	N	N	N	N	N	N	N	N	N	N
					Depth Interval	0.5 - 1.7 ft	1.7 - 3.6 ft	0.5 - 1.7 ft	0 - 0.5 ft	0 - 0.5 ft	0.5 - 2.5 ft	2.5 - 5.4 ft	0 - 0.5 ft	0.5 - 1.7 ft	1.7 - 2.2 ft	0 - 0.5 ft	0.5 - 2 ft	2 - 2.7 ft	0 - 0.5 ft
Analyte	Cas No.	Units	Human Health PAL	Ecological PAL															
ATRAZINE	1912-24-9	ug/kg	2400	0.3	< 540 U	< 590 U	< 490 U	< 460 U	< 560 U	< 420 U	< 400 U	< 480 U	< 420 U	< 520 U	< 430 U	< 440 U	< 560 U	< 500 U
BENZALDEHYDE	100-52-7	ug/kg	170000	59	< 540 U	< 590 U	< 490 U	< 460 U	< 560 U	< 420 U	< 400 U	< 480 U	< 420 U	< 520 U	< 430 U	< 440 U	< 560 U	< 500 U
BENZO(A)ANTHRACENE	56-55-3	ug/kg	1100	108	500	82 J	310	250	730	310	< 210 U	640	2700	110 J	960	530	< 290 U	820
BENZO(A)PYRENE	50-32-8	ug/kg	110	150	240 J	79 J	130 J	85 J	380	140 J	< 210 U	340	1000	110 J	470	240	< 290 U	410
Benzo(B)Fluoranthene	205-99-2	ug/kg	1100	190	770	120 J	470	290	1200	440	< 210 U	1200	2700	150 J	1600	680	< 290 U	1300
Benzo(G,H,I)Perylene	191-24-2	ug/kg	180000	170	< 280 U	< 310 U	< 250 U	< 240 U	< 290 U	< 220 U	< 210 U	< 250 U	93 J	80 J	64 J	< 230 U	< 290 U	< 260 U
Benzo(K)Fluoranthene	207-08-9	ug/kg	11000	240	260 J	< 310 U	160 J	87 J	430	160 J	< 210 U	430	1000	< 270 U	460	250	< 290 U	420
BENZYL BUTYL PHTHALATE	85-68-7	ug/kg	290000	100	< 280 U	< 310 U	< 250 U	< 240 U	< 290 U	87 J	< 210 U	< 250 U	< 220 U	< 270 U	< 220 U	< 230 U	< 290 U	< 260 U
BIPHENYL (DIPHENYL)	92-52-4	ug/kg	4700	198	< 280 U	< 310 U	< 250 U	< 240 U	< 290 U	< 220 U	< 210 U	< 250 U	63 J	< 270 U	< 220 U	< 230 U	< 290 U	< 260 U
BIS(2-CHLOROETHOXY) METHANE	111-91-1	ug/kg	19000		< 280 U	< 310 U	< 250 U	< 240 U	< 290 U	< 220 U	< 210 U	< 250 U	< 220 U	< 270 U	< 220 U	< 230 U	< 290 U	< 260 U
BIS(2-CHLOROETHYL) ETHER (2-CHLOROETHYL ETHER)	111-44-4	ug/kg	230		< 540 U	< 590 U	< 490 U	< 460 U	< 560 U	< 420 U	< 400 U	< 480 U	< 420 U	< 520 U	< 430 U	< 440 U	< 560 U	< 500 U
BIS(2-CHLOROISOPROPYL) ETHER	108-60-1	ug/kg	310000		< 540 U	< 590 U	< 490 U	< 460 U	< 560 U	< 420 U	< 400 U	< 480 U	< 420 U	< 520 U	< 430 U	< 440 U	< 560 U	< 500 U
BIS(2-ETHYLHEXYL) PHTHALATE	117-81-7	ug/kg	39000	180	440	< 310 U	250	< 240 U	240 J	420	< 210 U	420	330	< 270 U	480	290	< 290 U	370
Caprolactam	105-60-2	ug/kg	3100000		< 540 U	< 590 U	< 490 U	< 460 U	< 560 U	< 420 U	< 400 U	< 480 U	< 420 U	< 520 U	< 430 U	< 440 U	< 560 U	< 500 U
CARBAZOLE	86-74-8	ug/kg	240000	69	< 540 U	< 590 U	< 490 U	< 460 U	< 560 U	< 420 U	< 400 U	74 J	740	< 520 U	110 J	59 J	< 560 U	87 J
CHRYSENE	218-01-9	ug/kg	110000	166	610	94 J	350	250	900	340	< 210 U	900	2800	120 J	1200	580	< 290 U	1000
DIBENZ(A,H)ANTHRACENE	53-70-3	ug/kg	110	33	98 J	< 310 U	< 250 U	< 240 U	150 J	< 220 U	< 210 U	160 J	370	< 270 U	190 J	92 J	< 290 U	160 J
Dibenzofuran	132-64-9	ug/kg	7800	510	< 280 U	< 310 U	< 250 U	< 240 U	< 290 U	< 220 U	< 210 U	< 250 U	570	< 270 U	47 J	< 230 U	< 290 U	< 260 U
Diethyl Phthalate	84-66-2	ug/kg	5100000	630	< 280 U	< 310 U	< 250 U	< 240 U	< 290 U	< 220 U	< 210 U	< 250 U	< 220 U	< 270 U	< 220 U	< 230 U	< 290 U	< 260 U
DIMETHYL PHTHALATE	131-11-3	ug/kg	5100000	678	< 280 U	< 310 U	< 250 U	< 240 U	< 290 U	< 220 U	< 210 U	< 250 U	< 220 U	< 270 U	< 220 U	< 230 U	< 290 U	< 260 U
Di-N-Butyl Phthalate	84-74-2	ug/kg	630000	11	< 280 U	< 310 U	< 250 U	< 240 U	< 290 U	< 220 U	< 210 U	< 250 U	< 220 U	< 270 U	< 220 U	< 230 U	< 290 U	< 260 U
DI-N-OCTYLPHTHALATE	117-84-0	ug/kg	63000	39	< 540 U	< 590 U	< 490 U	< 460 U	< 560 U	< 420 U	< 400 U	< 480 U	< 420 U	< 520 U	< 430 U	< 440 U	< 560 U	< 500 U
FLUORANTHENE	206-44-0	ug/kg	240000	423	1200 J	180 J	740 J	660	1800	730	< 210 U	1800	8500	240 J	2400	1300	< 290 U	2200
FLUORENE	86-73-7	ug/kg	240000	77	< 280 U	< 310 U	< 250 U	< 240 U	< 290 U	< 220 U	< 210 U	< 250 U	850	< 270 U	97 J	69 J	< 290 U	62 J
HEXACHLOROBENZENE	118-74-1	ug/kg	78	20	< 280 U	< 310 U	< 250 U	< 240 U	< 290 U	< 220 U	< 210 U	< 250 U	< 220 U	< 270 U	< 220 U	< 230 U	< 290 U	< 260 U
Hexachlorobutadiene	87-68-3	ug/kg	1200		< 280 U	< 310 U	< 250 U	< 240 U	< 290 U	< 220 U	< 210 U	< 250 U	< 220 U	< 270 U	< 220 U	< 230 U	< 290 U	< 260 U
HEXACHLOROCYCLOPENTADIENE	77-47-4	ug/kg	180	6.5	< 540 U	< 590 U	< 490 U	< 460 U	< 560 U	< 420 U	< 400 U	< 480 UJ	< 420 UJ	< 520 UJ	< 430 UJ	< 440 UJ	< 560 UJ	< 500 UJ
HEXACHLOROETHANE	67-72-1	ug/kg	1800	27	< 280 U	< 310 U	< 250 U	< 240 U	< 290 U	< 220 U	< 210 U	< 250 U	< 220 U	< 270 U	< 220 U	< 230 U	< 290 U	< 260 U
INDENO(1,2,3-C,D)PYRENE	193-39-5	ug/kg	1100	200	220 J	< 310 U	110 J	66 J	330	110 J	< 210 U	320	670	62 J	410	190 J	< 290 U	340
ISOPHORONE	78-59-1	ug/kg	570000	876	< 280 U	< 310 U	< 250 U	< 240 U	< 290 U	< 220 U	< 210 U	< 250 U	< 220 U	< 270 U	< 220 U	< 230 U	< 290 U	< 260 U
Naphthalene	91-20-3	ug/kg	2000	176	< 280 U	< 310 U	< 250 U	< 240 U	< 290 U	53 J	< 210 U	< 250 U	460	< 270 U	62 J	< 230 U	< 290 U	< 260 U
NITROBENZENE	98-95-3	ug/kg	5100	407	< 280 U	< 310 U	< 250 U	< 240 U	< 290 U	< 220 U	< 210 U	< 250 U	< 220 U	< 270 U	< 220 U	< 230 U	< 290 U	< 260 U
N-NITROSODI-N-PROPYLAMINE	621-64-7	ug/kg	78		< 280 U	< 310 U	< 250 U	< 240 U	< 290 U	< 220 U	< 210 U	< 250 U	< 220 U	< 270 U	< 220 U	< 230 U	< 290 U	< 260 U
N-NITROSODIPHENYLAMINE	86-30-6	ug/kg	110000	110	< 280 U	< 310 U	< 250 U	< 240 U	< 290 U	< 220 U	< 210 U	< 250 U	< 220 U	< 270 U	< 220 U	< 230 U	< 290 U	< 260 U
PENTACHLOROPHENOL	87-86-5	ug/kg	1000	10	< 540 U	< 590 U	< 490 U	< 460 U	< 560 U	< 420 U	< 400 U	< 480 UJ	< 420 UJ	< 520 UJ	< 430 UJ	< 440 UJ	< 560 UJ	< 500 UJ
PHENANTHRENE	85-01-8	ug/kg	1800000	204	580	88 J	360	470	870	540	< 210 U	590	8600	140 J	1300	810	< 290 U	940
PHENOL	108-95-2	ug/kg	1900000	175	< 540 U	< 590 U	< 490 U	140 J	< 560 U	< 420 U	< 400 U	< 480 U	< 420 U	< 520 U	< 430 U	< 440 U	< 560 U	< 500 U
PYRENE	129-00-0	ug/kg	180000	195	730	160 J	410	330	1200	450	< 210 U	970	4800	220 J	1600	800	< 290 U	1300
TOTAL ORGANIC CARBON	TOC	mg/kg			47000 J	48000 J	49000 J	27000 J+	79000 J	24000 J	37000 J	75000	35000	51000	60000	37000	30000	70000

Table 28
Phase 2 Reach Sediment Analytical Results
Phase 2 Data Evaluation Summary Memorandum
Lower Neponset River
Boston and Milton, Massachusetts

					Location	24A-0049	24A-0049	24A-0050	24A-0050	24A-0050	24A-0051	24A-0052	24A-0052	24A-0052	24A-0052	24A-0053	24A-0053	24A-0053	24A-0054
					Sample Name	24A-0049-BS	24A-0049-CS	24A-0050-AS	24A-0050-BS	24A-0050-CS	24A-0051-AS	24A-0052-AS	24A-0052-BS	24A-0052-CS	24A-0052-AD	24A-0053-AS	24A-0053-BS	24A-0053-CS	24A-0054-AS
					Sample Date	9/24/2024	9/24/2024	9/18/2024	9/18/2024	9/18/2024	10/24/2024	9/17/2024	9/17/2024	9/17/2024	9/17/2024	9/24/2024	9/24/2024	9/24/2024	9/17/2024
					Sample Type	N	N	N	N	N	N	N	N	N	FD	N	N	N	N
					Depth Interval	0.5 - 2.8 ft	2.8 - 5 ft	0 - 0.5 ft	0.5 - 2.2 ft	2.2 - 4.5 ft	0 - 0.5 ft	0 - 0.5 ft	0.5 - 2 ft	2 - 3.5 ft	0 - 0.5 ft	0 - 0.5 ft	0.5 - 1.3 ft	1.3 - 2.5 ft	0 - 0.5 ft
Analyte	Cas No.	Units	Human Health PAL	Ecological PAL															
Grain Size																			
%CLAY	%CLAY	%			0	0	0	0	0	0	0	0	0	0	0	0	0	0	0
%COARSE SAND >.5-1MM (USDA classification)	%COARSESAND	%			2.7	0.1	0.7	1.0	10.1	0.7	0.4	0.1	5.1	0.8	0.1	2.3	3.5	0.5
%FINE SAND >.125-.25 mm (USDA classification)	%FINE SAND	%			43.2	63.7	51.8	54.4	19.0	66.4	21.0	11.8	24.4	51.1	33.5	31.3	35.3	57.6
%MEDIUM SAND >.25-5 mm (USDA classification)	%MEDIUM SAND	%			8.5	1.8	5.6	8.7	19.6	11.0	4.5	1.8	8.6	4.8	28.5	11.5	7.1	10.0
Gravel	GRAVEL	%			12.4	0	0.1	0.1	32.8	0.7	0	0.4	11.4	0.2	0.1	0	23.8	0.4
Hydrometer, Reading 1, Percent Passing	HYD01	%			5.1	0	0	4.8	7.0	0	1.1	2.7	15.1	0	1.5	6.0	3.9	5.0
Hydrometer, Reading 2, Percent Passing	HYD02	%			1.5	0	0	1.4	1.2	0	0	0.8	9.5	0	0	1.8	1.2	1.5
Hydrometer, Reading 3, Percent Passing	HYD03	%			1.5	0	0	0	0	0	0	0	3.9	0	0	1.8	1.2	0
Hydrometer, Reading 4, Percent Passing	HYD04	%			0	0	0	0	0	0	0	0	1.2	0	0	1.8	0	0
Hydrometer, Reading 5, Percent Passing	HYD05	%			0	0	0	0	0	0	0	0	0	0	0	0	0	0
Hydrometer, Reading 6, Percent Passing	HYD06	%			0	0	0	0	0	0	0	0	0	0	0	0	0	0
Hydrometer, Reading 7, Percent Passing	HYD07	%			0	0	0	0	0	0	0	0	0	0	0	0	0	0
Sand	308075-07-2	%			54.4	65.6	58.1	64.1	48.7	78.1	25.9	13.7	38.1	56.7	62.1	45.1	45.9	68.1
SIEVE NO. 10, PERCENT PASSING (2.00 mm)	SIEVE10	%			84.9	99.9	99.2	98.9	57.1	98.6	99.6	99.5	83.5	99.0	99.8	97.7	72.7	99.1
SIEVE NO. 40, PERCENT PASSING (0.425 mm)	SIEVE40	%			76.4	98.1	93.6	90.2	37.5	87.6	95.1	97.7	74.9	94.2	71.3	86.2	65.6	89.1
SIEVE NO. 80, PERCENT PASSING	SIEVE80	%			60.7	73.8	66.9	60.0	27.4	45.0	80.3	92.6	68.3	77.0	56.8	74.4	50.8	65.9
SIEVE, NO. 20, PERCENT PASSING (0.85 mm)	SIEVE20	%			81.2	99.0	98.9	96.3	47.8	96.6	98.5	98.9	80.2	98.4	82.9	91.5	69.5	96.0
SIEVE, NO. 60, PERCENT PASSING	SIEVE60	%			70.4	91.9	82.9	77.0	32.5	62.9	89.6	96.7	71.7	89.6	62.9	80.9	58.0	74.8
Sieve-U.S. Std. No. 100 (0.15mm)	SIEVEUS100	%			54.5	70.6	62.1	56.5	25.8	36.3	79.3	91.8	67.9	76.5	54.6	71.5	46.4	63.5
Sieve-U.S. Std. No. 200 (0.075mm)	SIEVEUS200	%			33.2	34.4	41.8	35.8	18.5	21.2	74.1	85.9	50.5	43.1	37.8	54.9	30.3	31.5
Sieve-U.S. Std. No. 4 (4.75mm)	SIEVEUS4	%			87.6	100.0	99.9	99.9	67.2	99.3	100.0	99.6	88.6	99.8	99.9	100.0	76.2	99.6
Sieve-US Std. 0.375-inch (9.5 mm)	SIEVE0.375IN	%			87.9	100.0	100.0	100.0	80.2	100.0	100.0	100.0	97.2	100.0	100.0	100.0	82.7	99.7
Sieve-US Std. 0.75-inch (19 mm)	SIEVE0.75IN	%			100.0	100.0	100.0	100.0	100.0	100.0	100.0	100.0	100.0	100.0	100.0	100.0	100.0	100.0
Sieve-US Std. 1.5-inch (37.5 mm)	SIEVE1.5IN	%			100.0	100.0	100.0	100.0	100.0	100.0	100.0	100.0	100.0	100.0	100.0	100.0	100.0	100.0
SIEVE-US std. 1-inch (25 mm)	SIEVE1INCH	%			100.0	100.0	100.0	100.0	100.0	100.0	100.0	100.0	100.0	100.0	100.0	100.0	100.0	100.0
SIEVE-US std. 2-inch (50 mm)	SIEVE2INCH	%			100.0	100.0	100.0	100.0	100.0	100.0	100.0	100.0	100.0	100.0	100.0	100.0	100.0	100.0
SILT	445	%			33.2	34.4	41.8	35.8	18.5	21.2	74.1	85.9	50.5	43.1	37.8	54.9	30.3	31.5
PCDD/F																			
1,2,3,4,6,7,8-HpCDD	35822-46-9	pg/g	480	500	1500 EB	52.7 EB	1960 EB	2130 EB	2130 EB	1640 J	2000 JEB	1990 JEB	2370 JEB	1880 JEB	4030 EB	2830 EB	1370 EB	1450 JEB
1,2,3,4,6,7,8-HpCDF	67562-39-4	pg/g	480	50	786 J	29.3 J	1100	814	1170 J	596 J	1010 J	750 J	1850 J	968 J	1240 J	1450 J	563 J	600 J
1,2,3,4,7,8,9-HpCDF	55673-89-7	pg/g	480	50	25.7	0.985 J	35.2	31.4	34.3	29.6	35 J	31.7 J	36 J	31.6 J	97.1	54.5	26.2	22.9 J
1,2,3,4,7,8-HxCDD	39227-28-6	pg/g	48	1	11.7	0.792 J+	19.8	14.4	18.8	11.1	16.5 J	15.5 J	20.1 J	15.8 J	128	25.2	11.4	10.6 J
1,2,3,4,7,8-HxCDF	70648-26-9	pg/g	48	5	38.4	1.4 J	73.8	54	43.9	37.7	64.1	50.6	58.9	62.6	118	88.3	36.7	41
1,2,3,6,7,8-HxCDD	57653-85-7	pg/g	48	50	77.4	2.63 JN	98.4	95.7	122	61	98.4 J	89.2 J	148 J	91.4 J	261	135	71.1	66.2 J
1,2,3,6,7,8-HxCDF	57117-44-9	pg/g	48	5	19.8	0.855 J	35.9	27.1	28.4	21.3	33.5 J	25.2 J	36.4 J	33 J	78.5	43.5	18.8	20.4 J
1,2,3,7,8,9-HxCDD	19408-74-3	pg/g	48	50	36.2	1.61 J	53.6	42.6	61.8	29.9	46.5 J	39.7 J	66.3 J	46.8 J	257	73.3	34.6	29.9 J
1,2,3,7,8,9-HxCDF	72918-21-9	pg/g	48	5	< 1.15 U	< 0.317 U	< 1.85 U	< 1.45 U	< 1.45 U	< 0.794 U	< 0.952 U	< 0.51 U	< 1.29 U	< 0.507 U	< 3.02 U	< 2.02 U	< 1.11 U	< 0.587 U
1,2,3,7,8-PeCDD	40321-76-4	pg/g	4.8	0.5	5.87 J	0.636 J	8.92 J	6.87 J	9.79 J	5.14	7.71 J	7.54 J	11.4 J	7.56 J	55.4 J	13.5 J	7 J	4.66 J
1,2,3,7,8-PeCDF	57117-41-6	pg/g	160	10	7.09	0.311 JN	9.31	9.97	10.7	5.2 JN	9.85 J	11.7 J	13.1 J	9.28 J	55.9	12.4	7.25	6.89 J
2,3,4,6,7,8-HxCDF	60851-34-5	pg/g	48	5	24.8	0.956 J	34.5	32.9	33	21.7	35.6 J	30.3 J	43.5 J	34.9 J	91.1	49.3	25.7	22.8 J
2,3,4,7,8-PeCDF	57117-31-4	pg/g	16	1	48.3 J	1.45 J	36.5 J	61.1 J	53 J	41.1 J	45.9 J	75.1 J	78.8 J	42.7 J	68.7 J	50.8 J	55.5 J	44.8 J
2,3,7,8-TCDD	1746-01-6	pg/g	4.8	0.5	3.44 J	< 0.967 UJ	2.24 JN	4.1 J	4.67 J	4.08 JN	2.39 J	4.24 J	4.75 J	2.06 J	9.76 J	4.39 J	4.29 J	3.04 J
2,3,7,8-TCDF	51207-31-9	pg/g	48	10	18.3	0.487 J	14.4 J	24.4 J	35.7	21.3	18.8	32.6	42.2	16.9	94	21.5	22.5	17.2
OCDD	3268-87-9	pg/g	16000	5000	13100 EB	374 EB	12700 EB	18200 EB	16600 EB	16700 JEB	14500 JEB	18500 JEB	17200 JEB	13400 JEB	21700 JEB	19600 EB	11700 EB	14200 JEB
OCDF	39001-02-0	pg/g	16000	5000	958	27.5	1110	969	1170	914 J	1130 J	1010 J	1370 J	1090 J	1640	1560	672	722 J
Total HpCDD	RA_Total_HpCDD	pg/g			2790	97.6	3500	3880	3900	3190	3540	3700	4300	3310	8420	5220	2490	2650
Total HpCDF	RA_Total_HpCDF	pg/g			1783.5	62.824	2139.1	1890.6	2627.5	1453.6	2061.7	1844.3	3723.1	1966.6	2522.7	2959.6	1337	1365.7
Total HxCDD	RA_Total_HxCDD	pg/g	100		485.42	18.531	619.94	564.25	758.22	442.77	579.79	538.35	918.24	547.06	2402.1	856.61	438.67	399.51
Total HxCDF	RA_Total_HxCDF	pg/g			586.45	22.964	791.13	712.24	906.73	530.79	772.29	669.16	1210.6	750.88	1492.26	1057.97	542.5	505.54
Total PeCDD	RA_Total_PeCDD	pg/g			64.02	2.441	77.24	71.24	90.23	59.81	74.01	68.361	117.52	74.36	384.3	125.29	70.36	49.073
Total PeCDF	RA_Total_PeCDF	pg/g			331.672	9.836	348.64	435.67	408.75	300.34	444.983	513.785	621.13	424.62	672.24	481.858	374.817	341.841
Total TCDD	RA_Total_TCDD	pg/g			23.07	< 0.967 U	25.726	30.241	31.947	31.19	28.913	31.137	34.027	27.895	113.96	58.813	37.842	21.551
Total TCDF	RA_Total_TCDF	pg/g			358.49	6.92	256.21	482.18	358.53	381.62	385.53	607.69	483.49	353.1	739.23	393.65	478.57	363.46
Total PCDD/F TEQ (Bird)	RA-TEQ-B-DF	pg/g			100.9208	3.5478	99.438	127.3049	139.05	94.0224	109.577	148.655	184.542	102.907	316.655	139.471	111.3752	92.1622
Total PCDD/F TEQ (Fish)	RA-TEQ-F-DF	pg/g			61.0383	2.5561	71.1285	75.7224	80.998	55.2814	71.5145	82.952	107.475	67.936	224.68	97.769	63.9037	55.1567
Total PCDD/F TEQ (Mammal)	RA-TEQ-M-DF	pg/g			74.0071	2.90363	90.5243	94.2138	103.715	70.0462	90.6445	96.541	129.854	85.9914	250.88	126.805	73.5411	67.3623
PCB Congeners																			
PCB-001	2051-60-7	ng/g	230	14	208 J	4.53	19.6	28.6	11.7	62.1 J	45 J	50.8 J	24.5 J	47.5 J	54.3 J	24.4	25.9	19.1
PCB-002	2051-61-8	ng/g	230	14	15.9 EB	< 0.0466 U	< 0.048 U	4.95 EB	5.59 EB	18.6	0.689 EB	14.1 EB	7.06 EB	0.669 EB	< 0.0468 U	0.473 EB	4.47 EB	1.11 EB
PCB-003	2051-62-9	ng/g	230	14	130 J	1.61	11	20.8	8.46	84 J	18.6 J	96.6 J	39.3 J	17.6 J	33.4	12.6	15.1	8.9 J
PCB-004/010	PCB-4/10	ng/g	230	14	2060 J	42.6 J	53.1 J	468 J	298 J	946 J	91.8 J	874 J	874 J	129 J	120 J	68.8 J	478 J	249 J
PCB-005/008	PCB-5/8	ng/g	230	14	1530 J	53.1 J	58.3 J	480 J	268 J	649 J	89.8 J	623 J	444 J	120 J	130 J	75.7 J	533 J	140 J
PCB-006	25569-80-6	ng/g	230	14	616 J	22.6	9.73	382 J	410 J	833 J	17.6	677 J	442 J	21.8 J	20.2	13.3	542 J	105 J
PCB-007/009	PCB-7/9	ng/g	230	14	48.6 J	1.38	1.78	24.1	18.9 J+	37.6 J	2.95	28.9 J	23.4 J	4.47	4.94	2.4	47 J	6.36
PCB-011	2050-67-1	ng/g	230	14	61.5 J	1.73	2.05	53.6 J	16.6 J+	50.1 J	5.43 J	63.5 J	21.8 J	5.22 J	5.06	2.82	39.2 J	21.7 J
PCB-012/013	PCB-12/13	ng/g	230	14	228 J	4.67	5.55	185 J	46.8 J	320 J	21.6 J	205 J	67 J	20.8 J	13.3	8.93	146 J	68.8 J
PCB-014	34883-41-5	ng/g	230	14	< 0.0403 U	< 0.0432 U	< 0.0444 U	< 0.0421 U	< 0.0414 U	< 0.0438 U	< 0.0215 U	< 0.0216 U	< 0.0215 U	< 0.0221 U	< 0.0433 U	< 0.044 U	< 0.0429 U	< 0.0218 U
PCB-015	2050-68-2	ng/g	230	14	1250 J	27.9	49.5 J	983 J	260 J	1690 J	241 J	1100 J	1110 J	226 J	91.7 J	82.3 J	781 J	400 J
PCB-016/032	PCB-16/32	ng/g	230	14	3150 J	59.7 J	35.8	2540 J	1010 J	2860 J	454 J	4760 J	2020 J	399 J	72 J	70.7 J	2380 J	1360 J

Table 28
Phase 2 Reach Sediment Analytical Results
Phase 2 Data Evaluation Summary Memorandum
Lower Neponset River
Boston and Milton, Massachusetts

					Location	24A-0049	24A-0049	24A-0050	24A-0050	24A-0050	24A-0051	24A-0052	24A-0052	24A-0052	24A-0052	24A-0053	24A-0053	24A-0053	24A-0054
					Sample Name	24A-0049-BS	24A-0049-CS	24A-0050-AS	24A-0050-BS	24A-0050-CS	24A-0051-AS	24A-0052-AS	24A-0052-BS	24A-0052-CS	24A-0052-AD	24A-0053-AS	24A-0053-BS	24A-0053-CS	24A-0054-AS
					Sample Date	9/24/2024	9/24/2024	9/18/2024	9/18/2024	9/18/2024	10/24/2024	9/17/2024	9/17/2024	9/17/2024	9/17/2024	9/24/2024	9/24/2024	9/24/2024	9/17/2024
					Sample Type	N	N	N	N	N	N	N	N	N	FD	N	N	N	N
					Depth Interval	0.5 - 2.8 ft	2.8 - 5 ft	0 - 0.5 ft	0.5 - 2.2 ft	2.2 - 4.5 ft	0 - 0.5 ft	0 - 0.5 ft	0.5 - 2 ft	2 - 3.5 ft	0 - 0.5 ft	0 - 0.5 ft	0.5 - 1.3 ft	1.3 - 2.5 ft	0 - 0.5 ft
Analyte	Cas No.	Units	Human Health PAL	Ecological PAL														
PCB-017	37680-66-3	ng/g	230	14	1910 J	42.6 J	26.6	1710 J	672 J	1630 J	211 J	2960 J	1290 J	185 J	49.1 J	43 J	1400 J	919 J
PCB-018	37680-65-2	ng/g	230	14	1110 J	34.7	12.4	2100 J	1410 J	3240 JEB	214 J	3790 J	2630 J	185 J	21.5	29.4	1770 J	1500 J
PCB-019	38444-73-4	ng/g	230	14	1420 J	22.2	14.8	692 J	201 J	736 J	94.7 J	1510 J	462 J	90.2 J	35.8	25.1	649 J	338 J
PCB-020/021/033	PCB-20/21/33	ng/g	230	14	184 J	4.34	4.96	486 J	337 J	195 J	98.7 J	903 J	611 J	78.6 J	42.4 J	12.8	532 J	285 J
PCB-022	38444-85-8	ng/g	230	14	440 J	9.67	4.98	982 J	417 J	584 J	184 J	1440 J	716 J	144 J	24.3	17.4	808 J	391 J
PCB-023/034	PCB-23/34	ng/g	230	14	40.7 J	0.985	0.592	44.2 J	25.2	48.7 J	4.58	66.3 J	39.4 J	4.09	< 0.0807 U	0.954	37	28.4 J
PCB-024/027	PCB-24/27	ng/g	230	14	676 J	10.8	9.08	381 J	100 J	303 J	71.1 J	780 J	216 J	65.4 J	25.4	16.2	373 J	194 J
PCB-025	55712-37-3	ng/g	230	14	885 J	19.6	10.3	1370 J	798 J	1510 J	110 J	2170 J	1130 J	95.7 J	30.4	19.9	1310 J	897 J
PCB-026	38444-81-4	ng/g	230	14	1540 J	37.5	16.2	2180 J	1250 J	2550 JEB	219 J	3860 J	1960 J	184 J	28.4	35.1	2090 J	1360 J
PCB-028	7012-37-5	ng/g	230	14	1770 J	37.7	34.5	4540 J	1610 J	1760 JEB	938 J	5010 J	2370 J	754 J	69.4 J	118 J	3660 J	2350 J
PCB-029	15862-07-4	ng/g	230	14	< 0.0528 U	< 0.0565 U	< 0.0582 U	1.14	< 0.0542 U	< 0.0573 U	< 0.0281 U	2.02	2.65	< 0.029 U	6.27	< 0.0577 U	0.834	0.401
PCB-030	35693-92-6	ng/g	230	14	1.52	< 0.0563 U	< 0.058 UJ	2.04 J	0.897	< 0.0571 U	0.456	2.88	1.12	0.353	< 0.0565 U	< 0.0575 U	1.46	0.935
PCB-031	16606-02-3	ng/g	230	14	2400 J	59.5 J	30.3	2570 J	1720 J	3320 J	344 J	4960 J	3090 J	317 J	69.2 J	77.8 J	2410 J	2070 J
PCB-035	37680-69-6	ng/g	230	14	7.67 J+	< 0.0528 U	< 0.0544 U	17.6 J+	13.2 J+	8.86 J+	7.95 J	29.9 J	19.9 J	6.11 J	16.6 J+	0.954 J+	12.9 J+	10.3 J
PCB-036	38444-87-0	ng/g	230	14	< 0.039 U	< 0.0418 U	< 0.043 U	< 0.0408 U	< 0.0401 U	< 0.0424 U	< 0.0208 U	< 0.0209 U	< 0.0209 U	< 0.0214 U	27.9	< 0.0427 U	< 0.0416 U	< 0.0211 U
PCB-037	38444-90-5	ng/g	230	14	274 J	5.41	10.5	578 J	284 J	365 J	236 J	747 J	499 J	184 J	41.1 J	35.8	434 J	254 J
PCB-038	53555-66-1	ng/g	230	14	< 0.0585 U	< 0.0627 U	< 0.0645 U	< 0.0612 U	< 0.0601 U	< 0.0636 U	< 0.0312 U	< 0.0313 U	< 0.0313 U	< 0.0321 U	7.88	< 0.064 U	< 0.0623 U	< 0.0317 U
PCB-039	38444-88-1	ng/g	230	14	12.1	< 0.0404 U	< 0.0416 U	14.9	6.67	9.97	2.19 J	23.3 J	9.97 J	1.9 J	21	< 0.0413 U	12.3	6.08 J
PCB-040	38444-93-8	ng/g	230	14	139 J	2.67	2.4	396 J	200 J	91.8 J	101 J	623 J	268 J	85.7 J	6.24	10.3	455 J	245 J
PCB-041/064	PCB-41/64	ng/g	230	14	652 J	13.3	32.1	1350 J	656 J	359 J	411 J	1770 J	927 J	366 J	54.1 J	98.6 J	1360 J	694 J
PCB-042	36559-22-5	ng/g	230	14	509 J	11.2	12.6	1020 J	484 J	492 J	268 J	1700 J	729 J	239 J	27.3	42.3 J	1160 J	665 J
PCB-043/049	PCB-43/49	ng/g	230	14	2080 J	44.8 J	64.4 J	3220 J	1450 J	2650 JEB	871 J	5160 J	2330 J	777 J	135 J	185 J	3620 J	2190 J
PCB-044	41464-39-5	ng/g	230	14	1030 J	20.9	26.3	2520 J	1270 J	804 JEB	647 J	3970 J	1780 J	558 J	59.9 J	111 J	2980 J	1660 J
PCB-045	70362-45-7	ng/g	230	14	247 J	3.9	5.66	487 J	195 J	76.7 J	129 J	743 J	281 J	111 J	7.67	21.4	559 J	243 J
PCB-046	41464-47-5	ng/g	230	14	95.1 J	2.68	1.34	182 J	101 J	123 J	42 J	330 J	167 J	35.5 J	2.74	5.46	204 J	125 J
PCB-047/048/075	PCB-47/48/75	ng/g	230	14	1440 J	27.2	126 J	1620 J	616 J	1240 J	664 J	2560 J	1100 J	623 J	177 J	191 J	1690 J	1140 J
PCB-050	62796-65-0	ng/g	230	14	18.5	0.337	0.517	15.9	5.84	12.5	3.51	28.3 J	9.65	3.28	0.878	0.749	17.3	10
PCB-051	68194-04-7	ng/g	230	14	334 J	6.36	7.63	259 J	101 J	354 J	63.4 J	497 J	210 J	58.5 J	10.9	12.8	272 J	164 J
PCB-052/073	PCB-52/73	ng/g	230	14	1860 J	40.7 J	89.2 J	3260 J	1590 J	2650 JEB	908 J	5340 J	2550 J	817 J	173 J	269 J	3790 J	2300 J
PCB-053	41464-41-9	ng/g	230	14	587 J	11.9	17.8	632 J	280 J	770 J	165 J	1220 J	546 J	150 J	26	41.6 J	742 J	461 J
PCB-054	15968-05-5	ng/g	230	14	31.9	0.62	0.791	18.9	7.06	33 J	4.73 J	40.4 J	16.9 J	4.47 J	1.35	1.45	17.6	11.3 J
PCB-055	74338-24-2	ng/g	230	14	5.45	< 0.077 U	< 0.0793 U	12.8	8.88	1.31	6.73 J	14.2 J	15.4 J	5.74 J	< 0.0772 U	0.845	9.59	5.5 J
PCB-056/060	PCB-56/60	ng/g	230	14	163 J	2.87	11.3	401 J	199 J	77.1 J	329 J	513 J	516 J	283 J	20.2	60.5 J	349 J	290 J
PCB-057	70424-67-8	ng/g	230	14	33.8	0.683	1.1	52.6 J	20.1	22.7	7.93	67.6 J	27.8 J	7.22	2.12	1.39	48.9 J	24.9 J
PCB-058	41464-49-7	ng/g	230	14	3.02	< 0.0519 U	0.506	6.78	3.95	3.28	2.66 J	10.2 J	5.08 J	2.32 J	0.705	1.12	7.5	4.99 J
PCB-059	74472-33-6	ng/g	230	14	100 J	1.53	2.79	203 J	71.1 J	34.8 J	63.1 J	198 J	86 J	52.9 J	4.33	10.7	196 J	85.8 J
PCB-061/074	PCB-61/74	ng/g	230	14	321 J	7.38	12.3	703 J	506 J	276 J	305 J	948 J	824 J	261 J	23.7	50.5 J	624 J	453 J
PCB-062	54230-22-7	ng/g	230	14	< 0.0437 U	< 0.0468 U	< 0.0482 U	< 0.0457 U	< 0.0449 U	< 0.0475 U	< 0.0233 U	1.5	< 0.0234 U	< 0.024 U	< 0.047 U	< 0.0478 U	< 0.0466 U	< 0.0237 U
PCB-063	74472-34-7	ng/g	230	14	111 J	2.41	3.58	165 J	68.3 J	88 J	38.5 J	219 J	102 J	35 J	7.85	7.19	152 J	88.6 J
PCB-065	33284-54-7	ng/g	230	14	0.795	< 0.0654 U	< 0.0673 U	1.97	< 0.0627 U	< 0.0664 U	0.405 J	< 0.0327 U	< 0.0326 U	< 0.0335 UJ	< 0.0656 U	< 0.0668 U	1.09	0.473
PCB-066/080	PCB-66/80	ng/g	230	14	395 J	9.7	29.4	896 J	574 J	364 JEB	623 J	1160 J	1050 J	547 J	54.4 J	139 J	794 J	724 J
PCB-067	73575-53-8	ng/g	230	14	22.9	0.495	0.99	52.4 J	34.4	15.9	23.3 J	75.6 J	57.5 J	19.8	1.55	3.48	50.4 J	34.2 J
PCB-068	73575-52-7	ng/g	230	14	21.7	1.16	6.02	24.5	24.3	21.4 J	10.6	< 0.0346 U	28.4 J	12.9	6.39	7.84	27.3	15.7
PCB-069	60233-24-1	ng/g	230	14	7.63	< 0.0519 U	< 0.0534 U	8.63	2.66	4.51	2.96 J	8.44 J	3.67 J	2.69 J	< 0.052 U	< 0.0529 U	6.98	4.29 J
PCB-070	32598-11-1	ng/g	230	14	308 J	6.69	34.7	729 J	452 J	204 J	626 J	990 J	1030 J	557 J	64 J	153 J	634 J	627 J
PCB-071	41464-46-4	ng/g	230	14	526 J	13.5	14.4	869 J	475 J	590 J	232 J	1330 J	783 J	215 J	26.5	35.8	873 J	487 J
PCB-072	41464-42-0	ng/g	230	14	33.5	0.765	6.36	43.6 J	17	38.9 J	13.8 J	55.2 J	27.7 J	14.1 J	7.18	8.57	42.6 J	26.3 J
PCB-076	70362-48-0	ng/g	230	14	< 0.0715 U	< 0.0766 U	< 0.0789 U	< 0.0748 U	< 0.0735 U	< 0.0777 U	< 0.0381 U	< 0.0383 U	< 0.0382 U	< 0.0393 U	< 0.0768 U	< 0.0782 U	< 0.0762 U	< 0.0387 U
PCB-077	32598-13-3	ng/g	38	14	65.8 J	1.62 J+	7.63 J+	138 J	55.4 J	60.8 J	75.9 J	226 J	73.4 J	69.4 J	12.3 J+	25.7 J+	110 J	83.9 J
PCB-078	70362-49-1	ng/g	230	14	< 0.0744 U	< 0.0797 U	< 0.082 U	< 0.0778 U	< 0.0764 U	< 0.0809 U	1.69	6.17	5.25	1.39	< 0.0799 U	< 0.0814 U	< 0.0793 U	2.79
PCB-079	41464-48-6	ng/g	230	14	< 0.0417 U	< 0.0447 U	< 0.046 U	< 0.0436 U	< 0.0429 U	< 0.0454 U	< 0.0222 U	< 0.0223 U	5.82	< 0.0229 U	< 0.0448 U	< 0.0456 U	< 0.0444 U	< 0.0226 U
PCB-081	70362-50-4	ng/g	12	14	6.18 J+	< 0.0708 U	0.78 J+	11.3 J+	10.4 J+	3.79 J+	5.9 J+	21.8 J	10.2 J+	5.51 J+	1.46 J+	2.83 J+	9.78 J+	6.16 J+
PCB-082	52663-62-4	ng/g	230	14	48.6 J	0.888	5.5	116 J	71.3 J	34.9	45.8 J	190 J	107 J	43.8 J	10.1	19.2	103 J	79 J
PCB-083/109	PCB-83/109	ng/g	230	14	38.9 J	0.795	5.86	69.2 J	32.8	29 J	23 J	110 J	46.4 J	23 J	7.64	13	71.3 J	48.5 J
PCB-084	52663-60-2	ng/g	230	14	138 J	2.76	14.3	290 J	162 J	110 J	88.5 J	489 J	231 J	86.2 J	22.2	39.1	327 J	208 J
PCB-085/120	PCB-85/120	ng/g	230	14	87.9 J	1.92	25.3	190 J	119 J	65 J	90.6 J	249 J	160 J	88 J	28.6	55.3 J	163 J	128 J
PCB-086/097	PCB-86/97	ng/g	230	14	95.3 J	1.88	16.7	211 J	139 J	84.7 J	102 J	348 J	210 J	97.5 J	26.7	48.7 J	212 J	180 J
PCB-087/115/116	PCB-87/115/116	ng/g	230	14	164 J	3.15	31.9	331 J	193 J	115 J	158 J	535 J	306 J	156 J	44.7 J	79.7 J	288 J	230 J
PCB-088/121	PCB-88/121	ng/g	230	14	1.92	< 0.154 U	< 0.159 U	3.84	1.59	< 0.157 U	2.08	5.67	2.99	1.82	< 0.155 U	0.856	2.8	2.11
PCB-089/090/101	PCB-89/90/101	ng/g	230	14	287 J	5.79	78.5 J	560 J	334 J	240 J	291 J	855 J	497 J	290 J	105 J	172 J	544 J	461 J
PCB-091	68194-05-8	ng/g	230	14	170 J	3.3	27.1	242 J	120 J	123 J	85.3 J	410 J	178 J	85.8 J	31.5	51.2 J	254 J	168 J
PCB-092	52663-61-3	ng/g	230	14	127 J	2.49	28.8	182 J	82.8 J	102 J	68.5 J	286 J	123 J	70.8 J	33.5	49.6 J	181 J	128 J
PCB-093/095	PCB-93/95	ng/g	230	14	383 J	6.62	65.8 J	701 J	362 J	254 J	241 J	1130 J	495 J	242 J	83.3 J	151 J	776 J	485 J
PCB-094	73575-55-0	ng/g	230	14	17	0.325	2.25	16.6	7.23	10.2	6.45 J	29.6 J	12 J	6.52 J	2.77	3.92	16.9	11.3 J
PCB-096	73575-54-9	ng/g	230	14	15.3	0.336	1.22	21.7	13	8.85	5.8 J	38.8 J	18.4 J	5.53 J	1.44	2.99	26.3	14.9 J
PCB-098/102	PCB-98/102	ng/g	230	14	60.4 J	1.17	6.07	86.1 J	42.9 J	39.4 J	27.4 J	142 J	60.4 J	27.6 J	7.38	12.7	89.6 J	57.9 J
PCB-099	38380-01-7	ng/g	230	14	195 J	4.32	60.6 J	372 J	214 J	185 J	184 J	578 J	317 J	183 J	68.1 J	120 J	364 J	316 J
PCB-100	39485-83-1	ng/g	230	14	11.8	0.299	2.62	9.24	3.75	15.3	4.82 J	16.8 J	7.73 J	5.23 J	2.99	3.31	8.94	6.94 J
PCB-103	60145-21-3	ng/g	230	14	13.5	0.285	1.8	14.4	6.49	16.7	5.48 J	24.9 J	10.3 J	5.64 J	2.79	2.95	15.3	10.6 J
PCB-104	56558-16-8	ng/g	230	14	0.634	< 0.0437 U	< 0.045 UJ	0.423 J	0.187	1.36	0.212 J	0.831 J	0.589 J	0.269 J	< 0.0439 U	< 0.0446 U	0.431	0.339 J

Table 28
Phase 2 Reach Sediment Analytical Results
Phase 2 Data Evaluation Summary Memorandum
Lower Neponset River
Boston and Milton, Massachusetts

					Location	24A-0049	24A-0049	24A-0050	24A-0050	24A-0050	24A-0051	24A-0052	24A-0052	24A-0052	24A-0052	24A-0053	24A-0053	24A-0053	24A-0054
					Sample Name	24A-0049-BS	24A-0049-CS	24A-0050-AS	24A-0050-BS	24A-0050-CS	24A-0051-AS	24A-0052-AS	24A-0052-BS	24A-0052-CS	24A-0052-AD	24A-0053-AS	24A-0053-BS	24A-0053-CS	24A-0054-AS
					Sample Date	9/24/2024	9/24/2024	9/18/2024	9/18/2024	9/18/2024	10/24/2024	9/17/2024	9/17/2024	9/17/2024	9/17/2024	9/24/2024	9/24/2024	9/24/2024	9/17/2024
					Sample Type	N	N	N	N	N	N	N	N	N	FD	N	N	N	N
					Depth Interval	0.5 - 2.8 ft	2.8 - 5 ft	0 - 0.5 ft	0.5 - 2.2 ft	2.2 - 4.5 ft	0 - 0.5 ft	0 - 0.5 ft	0.5 - 2 ft	2 - 3.5 ft	0 - 0.5 ft	0 - 0.5 ft	0.5 - 1.3 ft	1.3 - 2.5 ft	0 - 0.5 ft
Analyte	Cas No.	Units	Human Health PAL	Ecological PAL														
PCB-105/127	PCB-105/127	ng/g	120	14	94.8 J	1.79	15.2	201 J	121 J	45.7 J	134 J	328 J	230 J	126 J	25.5	50.7 J	181 J	141 J
PCB-106/118	PCB-106/118	ng/g	120	14	240 J	5.3	67.9 J	481 J	294 J	214 J	278 J	765 J	467 J	265 J	88.8 J	151 J	456 J	444 J
PCB-107/108	PCB-107/108	ng/g	230	14	26.8	0.557	6.9	48.8 J	27.8	24.5 J	25.2 J	78.3 J	40.5 J	23.8 J	9	14	47.4 J	44.2 J
PCB-110	38380-03-9	ng/g	230	14	599 J	12.4	142 J	1040 J	535 J	463 JEB	399 J	1690 J	747 J	390 J	162 J	272 J	1130 J	774 J
PCB-111/117	PCB-111/117	ng/g	230	14	< 0.26 U	< 0.279 U	< 0.287 U	< 0.272 U	< 0.267 U	< 0.283 U	< 0.139 U	< 0.139 U	< 0.139 U	< 0.143 U	< 0.279 U	< 0.284 U	< 0.277 U	< 0.141 U
PCB-112	74472-36-9	ng/g	230	14	3.96	< 0.0563 U	0.777	5.32	2.67	2.2	1.98	8.34	3.29	1.95	0.794	1.03	5.44	3.48
PCB-113	68194-10-5	ng/g	230	14	6.64	< 0.0466 U	1.3	8.43	3.7	3.58	2.38 J	13 J	4 J	2.42 J	1.14	1.85	8.58	4.89 J
PCB-114	74472-37-0	ng/g	120	14	8.54	< 0.0726 U	1.49	17.7	9.92	4.47	10	28.3 J	18	9.12	2.13	3.22	14.7	11.7
PCB-119	56558-17-9	ng/g	230	14	29.5	0.564	7.01	37.9 J	17.9	34.1 J	14.7 J	61.1 J	25.5 J	14.8 J	7.61	10.7	39.3 J	29.8 J
PCB-122	76842-07-4	ng/g	230	14	3.5	< 0.0801 U	1.31	6.48	3.8	2.1	4.87 J	9.74 J	7.51 J	4.98 J	1.53	3.07	6.15	5.58 J
PCB-123	65510-44-3	ng/g	120	14	8.61 J+	< 0.0621 U	3.56 J+	15.6 J+	8.99 J+	6.72 J+	9.94 J+	25.7 J	14.8 J+	9.52 J+	3.59 J+	7.17 J+	13.5 J+	12.1 J+
PCB-124	70424-70-3	ng/g	230	14	7.31	< 0.0348 U	3.59	14.6	7.78	4.37	11.1	23.4 J	13.7	10.6	3.43	7.68	12.2	11.4
PCB-125	74472-39-2	ng/g	230	14	1.39	< 0.0426 U	0.957 J	3.67 J	2.33	3.92	1.81 J	4.16 J	5.18 J	1.63 J	0.605	1.24	2.2	2.52 J
PCB-126	57465-28-8	ng/g	0.036	14	2.88 J+	< 0.0499 U	1.19 J+	4.53 J+	< 0.0479 U	< 0.0507 U	2.61 J+	6.93 J+	< 0.0249 U	2.37 J+	< 0.0501 U	1.95 J+	3.86 J+	2.54 J+
PCB-128	38380-07-3	ng/g	230	14	32.9	0.844	22.5	59.3 J	30.6	29.7 J	32.1 J	81.6 J	42 J	35.4 J	21.3	35.1	46.4 J	46.9 J
PCB-129	55215-18-4	ng/g	230	14	6.7	< 0.0952 U	4.63	13.8	5.93	5.44	7.54 J	17.5 J	9.37 J	7.7 J	4.61	7.31	9.82	10.3 J
PCB-130	52663-66-8	ng/g	230	14	14.8	0.465	7.24	24.3	12.6	13.3	11 J	32.8 J	15.2 J	12 J	7.77	11.5	19.4	18.6 J
PCB-131/142	PCB-131/142	ng/g	230	14	2.24 J	< 0.0211 UJ	1.15	4.66	3.03 J	1.96	1.92	6.47	3.61	2.65	1.3 J	1.75 J	3.72 J	3.5
PCB-132/168	PCB-132/168	ng/g	230	14	63.6 J	1.47	31.7	114 J	184 J	60.3 J	51 J	155 J	238 J	56.4 J	34.1	54.3 J	98.4 J	89.9 J
PCB-133	35694-04-3	ng/g	230	14	5.36	< 0.101 U	2.18	6.26	2.79	4.57	3.15 J	9.04 J	4.16 J	3.38 J	2.51	3.26	5.62	4.95 J
PCB-134	52704-70-8	ng/g	230	14	12.1	0.232	5.36	18.6	7.43	9.5	8.46 J	27 J	8.89 J	9.4 J	5.75	8.52	16.2	14.3 J
PCB-135/144	PCB-135/144	ng/g	230	14	34.1	0.73	14.4	51.7 J	24.9	25.1	23.2 J	73.6 J	31.7 J	25 J	14.9	23.7	44.6 J	38.4 J
PCB-136	38411-22-2	ng/g	230	14	24.7	0.498	9.74	39.6 J	20.4	19.1	17.1 J	58.9 J	26.1 J	18.4 J	10.6	17.1	36.4	30.5 J
PCB-137	35694-06-5	ng/g	230	14	10.2	0.363	6.6	18.6	9.7	10.4	10.8 J	25.8 J	13.7 J	11.3 J	6.91	10.8	14	15.2 J
PCB-138/163/164	PCB-138/163/164	ng/g	230	14	181 J	4.02	121 J	304 J	149 J	155 J	177 J	404 J	202 J	177 J	120 J	180 J	244 J	247 J
PCB-139/149	PCB-139/149	ng/g	230	14	136 J	2.9	68.6 J	221 J	110 J	114 J	104 J	308 J	138 J	112 J	68.3 J	108 J	191 J	171 J
PCB-140	59291-64-4	ng/g	230	14	1.81	< 0.0619 U	0.742	2.61	1.12	1.63	1.11	3.24	< 0.0309 U	1.29	0.943	1.28	2.53	2.23
PCB-141	52712-04-6	ng/g	230	14	21.8	0.539	15.4	41.6 J	22.1	17.5 J	23.8 J	57.5 J	30.3 J	25.8 J	14.3	25.8	31.6	33.6 J
PCB-143	68194-15-0	ng/g	230	14	0.785	< 0.0623 U	< 0.0641 U	1.27	1.05	0.919	0.826	1.81	< 0.0311 U	0.895	0.519	0.559	1.11	1.25
PCB-145	74472-40-5	ng/g	230	14	0.277	< 0.0778 U	< 0.0801 U	0.376	0.161 J	0.215	0.167	0.535	0.236	0.155	< 0.078 U	0.143 J	0.399	0.295
PCB-146	51908-16-8	ng/g	230	14	24.3	0.576	13	37	< 0.0532 U	23.4 J	18.2 J	50.6 J	< 0.0277 UJ	19.6 J	12.7	18.8	32.1	30.5 J
PCB-147	68194-13-8	ng/g	230	14	12.3	0.339	4.5	9.98	4.16	9.06	6.15 J	17 J	7.66 J	6.94 J	4.65	5.82	8.8	8.08 J
PCB-148	74472-41-6	ng/g	230	14	0.907 J	< 0.0671 UJ	0.354	0.793	0.422 J	0.817	0.462	1.06	0.544	0.463	0.373 J	0.463 J	0.743 J	0.687
PCB-150	68194-08-1	ng/g	230	14	1.07	< 0.077 U	0.31	0.748	0.351	0.669	0.46 J	1.3 J	0.525 J	0.456 J	0.326	0.29	0.713	0.525 J
PCB-151	52663-63-5	ng/g	230	14	39.2 J	0.966	16.9	54.6 J	26.8	28.3 J	24.9 J	80.4 J	36 J	27 J	16	25.6	49.1 J	41.4 J
PCB-152	68194-09-2	ng/g	230	14	1.19	< 0.0851 U	0.366	0.943	0.42	0.829	0.513	1.76	0.719	0.57	0.389	0.562	0.909	0.772
PCB-153	35065-27-1	ng/g	230	14	109 J	2.4	74.6 J	190 J	< 0.0414 U	102 J	106 J	255 J	< 0.0215 UJ	113 J	71.8 J	116 J	148 J	156 J
PCB-154	60145-22-4	ng/g	230	14	5.98	< 0.0491 U	2.26	5.93	2.42	4.92	2.98 J	8.4 J	3.44 J	3.38 J	2.53	3.1	5.8	4.9 J
PCB-155	33979-03-2	ng/g	230	14	< 0.0387 U	< 0.0414 U	< 0.0426 U	< 0.0404 U	< 0.0397 U	< 0.042 U	< 0.0206 U	< 0.0207 U	< 0.0207 U	< 0.0212 U	< 0.0415 U	< 0.0423 U	< 0.0412 U	< 0.0209 U
PCB-156	38380-08-4	ng/g	120	14	17.1	0.447	9.47	31.5	14	15	17.2 J	43 J	22.9 J	18.2 J	10	15.5	22.5	26.1 J
PCB-157	69782-90-7	ng/g	120	14	4.89 J	< 0.0575 UJ	3.72 J+	8.9 J+	4.07 J	4.55 J+	5.1 J	11.6 J	7.06 J	5.65 J	3.14 J	5.02 J	6.51 J	6.86 J
PCB-158/160	PCB-158/160	ng/g	230	14	17	0.437	10.7	30.4	117 J	13.8 J	16.3 J	326 J	157 J	17.7 J	10.3	16.9	22.2	23.4 J
PCB-159	39635-35-3	ng/g	230	14	1.2	< 0.0683 U	0.72 J	1.75 J	< 0.0655 U	1.38	0.732	2.09	< 0.0341 U	0.924	< 0.0685 U	1.04	1.49	1.34
PCB-161	74472-43-8	ng/g	230	14	< 0.0602 U	< 0.0644 U	< 0.0663 U	< 0.0629 U	16.2	< 0.0654 U	< 0.0321 U	< 0.0322 U	19.9 J	< 0.033 U	< 0.0646 U	< 0.0658 U	< 0.0641 U	< 0.0326 U
PCB-162	39635-34-2	ng/g	230	14	0.911	< 0.066 U	0.711 J	1.81 J	< 0.0633 U	< 0.0669 U	0.825	3.08	< 0.0329 U	1.01	< 0.0662 U	0.834	1.62	1.33
PCB-165	74472-46-1	ng/g	230	14	0.684	< 0.0923 U	< 0.095 UJ	0.719 J	< 0.0885 U	< 0.0937 U	0.257 J	1.05	< 0.046 U	0.431 J	< 0.0926 U	< 0.0942 U	0.622	0.412
PCB-166	41411-63-6	ng/g	230	14	0.895	< 0.0826 U	0.59	1.79	< 0.0792 U	1.03	0.889	2.23	< 0.0412 U	0.926	0.662	0.809	1.27	1.37
PCB-167	52663-72-6	ng/g	120	14	6.65	< 0.0565 U	4.31	11.7	6.23	6.03 J+	7.11	17	9.95	7.75	4.72	7.66	9.06	9.88
PCB-169	32774-16-6	ng/g	0.12	14	< 0.0466 U	< 0.0499 U	< 0.0514 U	< 0.0487 U	< 0.0479 U	< 0.0507 U	< 0.0248 U	< 0.0249 U	< 0.0249 U	< 0.0256 U	< 0.0501 U	< 0.051 U	< 0.0496 U	< 0.0252 U
PCB-170/190	PCB-170/190	ng/g	230	14	38.3 J	1.01	21.2	58.6 J	33.4	37.8	30.3 J	88.6 J	45.1 J	31.2 J	20.4	31.2	45.9 J	49.3 J
PCB-171	52663-71-5	ng/g	230	14	10.4	0.245	5.55	15.4	7.87	10.6 J	7.61 J	22 J	11.1 J	7.85 J	5.26	8.03	12.2	12.3 J
PCB-172/192	PCB-172/192	ng/g	230	14	5.01	< 0.143 U	2.76	7.84	4.31	5.23	3.72 J	10.9 J	5.47 J	3.92 J	2.75	3.98	5.98	6.13 J
PCB-173	68194-16-1	ng/g	230	14	0.82	< 0.0873 U	0.449	1.17	0.767	0.867	0.68 J	1.64 J	0.937 J	0.613 J	0.553	0.877	1.03	0.962 J
PCB-174	38411-25-5	ng/g	230	14	31.6	0.703	17.6	50.9 J	27.4	32 J	25.5 J	73.2 J	37.3 J	26 J	16.7	26.6	40.9 J	40.5 J
PCB-175	40186-70-7	ng/g	230	14	1.48	< 0.0623 U	0.587	2.05	1.09	1.42	0.876 J	2.91 J	1.3 J	0.947 J	0.676	1.03	1.68	1.57 J
PCB-176	52663-65-7	ng/g	230	14	3.99	0.127 J	1.76	5.91	3.14	4.04	2.77 J	8.96 J	4.09 J	2.75 J	1.72	2.77	4.99	4.59 J
PCB-177	52663-70-4	ng/g	230	14	21.6	0.585	11.2	31.9	16.8	21.5 J	15.6 J	46.1 J	22.2 J	15.8 J	10.8	16	26.2	25.7 J
PCB-178	52663-67-9	ng/g	230	14	8.55	0.331	4.14	11.8	5.18	7.59 J	5.9 J	17 J	7.69 J	5.95 J	4.01	5.79	9.68	9.04 J
PCB-179	52663-64-6	ng/g	230	14	13.5	0.333	6.27	19.5	9.99	11.9 J	9.52 J	29.6 J	13.5 J	9.52 J	5.94	9.41	16.7	14.9 J
PCB-180	35065-29-3	ng/g	230	14	68.6 J	1.64	36.8	106 J	58.5 J	67.3 J	52.3 J	156 J	80.8 J	53.2 J	33.5	54.2 J	81.7 J	85.3 J
PCB-181	74472-47-2	ng/g	230	14	< 0.0856 U	< 0.0917 U	< 0.0944 U	< 0.0895 U	< 0.0879 U	< 0.0931 U	< 0.0456 U	< 0.0458 U	< 0.0458 U	< 0.047 U	< 0.092 U	< 0.0936 U	< 0.0912 U	< 0.0463 U
PCB-182/187	PCB-182/187	ng/g	230	14	42.3 J	0.944	21.1	62.1 J	31.6	39.8 J	30 J	86.7 J	41.4 J	30.2 J	19.9	29.3	50.9 J	46.7 J
PCB-183	52663-69-1	ng/g	230	14	16.9	0.296	8.65	25.6	14.2	16.5 J	11.9 J	36.8 J	17.5 J	12.2 J	7.74	12.3	19.7	19.4 J
PCB-184	74472-48-3	ng/g	230	14	< 0.045 U	< 0.0482 U	< 0.0496 U	< 0.047 U	< 0.0462 U	< 0.0489 U	< 0.024 U	< 0.0241 U	< 0.024 U	< 0.0247 U	< 0.0483 U	< 0.0492 U	< 0.0479 U	< 0.0243 U
PCB-185	52712-05-7	ng/g	230	14	3.65	< 0.0706 U	2.13	5.96	3.18	3.7	3.04	8.47	4.15	3.09	1.75	2.99	4.6	4.67
PCB-186	74472-49-4	ng/g	230	14	< 0.0676 U	< 0.0724 U	< 0.0745 U	< 0.0706 U	< 0.0694 U	< 0.0734 U	< 0.036 U	< 0.0362 U	< 0.0361 U	< 0.0371 U	< 0.0726 U	< 0.0739 U	< 0.072 U	< 0.0366 U
PCB-188	74487-85-7	ng/g	230	14	0.131 J	< 0.0526 U	< 0.0542 U	0.0899 J	< 0.0505 U	< 0.0534 U	0.09 J	0.151	< 0.0263 U	0.0886 J	< 0.0528 U	< 0.0537 U	< 0.0523 U	0.0722 J
PCB-189	39635-31-9	ng/g	130	14	1.82	< 0.0542 U	0.811	2.73	1.13	1.73	1.37	3.79	1.88	1.53	1.1	1.38	1.81	2.11
PCB-191	74472-50-7	ng/g	230	14	1.26	< 0.134 U	0.633	1.82	0.979	1.33	0.95 J	2.68 J	1.45 J	0.942 J	0.742	1.04	1.4	1.53 J
PCB-193	69782-91-8	ng/g	230	14	3.28	< 0.181 U	1.87	4.68	42.3 J	3.65	2.7	6.67	3.82	2.62	1.81	2.43	3.98	3.83

Table 28
Phase 2 Reach Sediment Analytical Results
Phase 2 Data Evaluation Summary Memorandum
Lower Neponset River
Boston and Milton, Massachusetts

					Location	24A-0049	24A-0049	24A-0050	24A-0050	24A-0050	24A-0051	24A-0052	24A-0052	24A-0052	24A-0052	24A-0053	24A-0053	24A-0053	24A-0054
					Sample Name	24A-0049-BS	24A-0049-CS	24A-0050-AS	24A-0050-BS	24A-0050-CS	24A-0051-AS	24A-0052-AS	24A-0052-BS	24A-0052-CS	24A-0052-AD	24A-0053-AS	24A-0053-BS	24A-0053-CS	24A-0054-AS
					Sample Date	9/24/2024	9/24/2024	9/18/2024	9/18/2024	9/18/2024	10/24/2024	9/17/2024	9/17/2024	9/17/2024	9/17/2024	9/24/2024	9/24/2024	9/24/2024	9/17/2024
					Sample Type	N	N	N	N	N	N	N	N	N	FD	N	N	N	N
					Depth Interval	0.5 - 2.8 ft	2.8 - 5 ft	0 - 0.5 ft	0.5 - 2.2 ft	2.2 - 4.5 ft	0 - 0.5 ft	0 - 0.5 ft	0.5 - 2 ft	2 - 3.5 ft	0 - 0.5 ft	0 - 0.5 ft	0.5 - 1.3 ft	1.3 - 2.5 ft	0 - 0.5 ft
Analyte	Cas No.	Units	Human Health PAL	Ecological PAL															
PCB-194	35694-08-7	ng/g	230	14	25.2	< 0.155 U	11.4	36.9	20	23.6 J	17.4 J	54.8 J	25.6 J	18 J	9.78	16.8	28.9	27.8 J
PCB-195	52663-78-2	ng/g	230	14	9.63	< 0.147 U	4.38	12.6	7.65	7.78	6.04 J	19 J	8.65 J	6.57 J	3.5	5.98	9.73	10.1 J
PCB-196/203	PCB-196/203	ng/g	230	14	25	0.937	12.1	39.2 J	20.8	21.6 J	19.1 J	55.1 J	26.3 J	19.3 J	11	17	28.2	27.4 J
PCB-197	33091-17-7	ng/g	230	14	0.638	< 0.0577 U	0.528 J	1.15 J	0.532	0.737	0.519 J	1.53 J	0.762 J	0.577 J	0.439	0.615	0.793	0.779 J
PCB-198	68194-17-2	ng/g	230	14	1.03	< 0.0979 U	1.06	1.76	1.1	1.01	0.879 J	2.33 J	1.14 J	1.19 J	1.05	1.09	1.47	1.27 J
PCB-199	52663-75-9	ng/g	230	14	21	0.751	10.4	33.8	17.4	18.4 J	16.6 J	45.6 J	21.5 J	16.8 J	9.32	14.8	24	23.2 J
PCB-200	52663-73-7	ng/g	230	14	2.52	< 0.0836 U	1.42	4.07	2.04	2.07	1.98	5.17	2.4	1.79	1.41	1.71	3.07	2.55
PCB-201	40186-71-8	ng/g	230	14	2.41	< 0.0501 U	1.17 J	3.53 J	1.78	2.23	1.65	4.86	2.42	1.72	1.1	1.66	2.86	2.3
PCB-202	2136-99-4	ng/g	230	14	3.64	< 0.0627 U	2.01	5.93	2.65	3.27	2.92 J	7.15 J	3.34 J	2.97 J	1.73	2.7	4.06	3.74 J
PCB-204	74472-52-9	ng/g	230	14	< 0.0905 U	< 0.0969 U	< 0.0998 U	< 0.0946 U	< 0.093 U	< 0.0984 U	< 0.0482 U	< 0.0484 U	< 0.0484 U	< 0.0497 U	< 0.0972 U	< 0.0989 U	< 0.0964 U	< 0.049 U
PCB-205	74472-53-0	ng/g	230	14	1.29	< 0.0536 U	0.733	1.55	1.13	1.23	0.712 J	2.22 J	1.52 J	0.782 J	< 0.0537 U	1.11	1.24	1.44 J
PCB-206	40186-72-9	ng/g	230	14	10.6	< 0.0515 U	6.62	17.7	15.9	9.08	9.59 J	18.9 J	12.4 J	9.38 J	6.56	8.68	11.6	11.6 J
PCB-207	52663-79-3	ng/g	230	14	1.08	< 0.0679 U	0.777	1.87	1.06	0.936	1 J	1.98 J	1.2 J	1.03 J	0.765	0.921	1.19	1.18 J
PCB-208	52663-77-1	ng/g	230	14	2.99	< 0.0679 U	2.17	4.84	5.6	2.36	2.99 J	5.06 J	3.52 J	2.92 J	2.11	3.02	3.2	3.12 J
PCB-209	2051-24-3	ng/g	230	14	4.19	< 0.0447 U	4.42	6.01	15.9	5.23 J+	5.22 J	6.01 J	7.76 J	5.78 J	4.88	6.21	4.52	4.43 J
Total Decachlorobiphenyls	RA_Total_DECPCB	ng/g	230	14	4.19	< 0.0447 U	4.42	6.01	15.9	5.23	5.22	6.01	7.76	5.78	4.88	6.21	4.52	4.43
Total Dichlorobiphenyls	RA_Total_DIPCB	ng/g	230	14	5794.1	153.98	180.01	2575.7	1318.3	4525.7	470.18	3571.4	2982.2	527.29	385.2	254.25	2566.2	990.86
Total Heptachlorobiphenyls	RA_Total_HEPPCB	ng/g	230	14	273.191	6.214	143.51	414.05	261.836	266.957	204.826	602.171	299.687	208.421	135.351	209.327	329.35	328.604
Total Hexachlorobiphenyls	RA_Total_HEXPCB	ng/g	230	14	791.649	17.226	453.753	1310.24	776.884	680.419	681.251	2084.36	1028.96	722.77	451.402	707.52	1076.64	1041.48
Total Monochlorobiphenyls	RA_Total_MONPCB	ng/g	230	14	353.9	6.14	30.6	54.35	25.75	164.7	64.289	161.5	70.86	65.769	87.7	37.473	45.47	29.11
Total Nonachlorobiphenyls	RA_Total_NONPCB	ng/g	230	14	14.67	< 0.0679 U	9.567	24.41	22.56	12.376	13.58	25.94	17.12	13.33	9.435	12.621	15.99	15.9
Total Octachlorobiphenyls	RA_Total_OCTPCB	ng/g	230	14	92.358	1.688	45.201	140.49	75.082	81.927	67.8	197.76	93.632	69.699	39.329	63.465	104.323	100.579
Total Pentachlorobiphenyls	RA_Total_PENPCB	ng/g	230	14	2888.18	56.939	627.504	5301.53	2939.94	2243.07	2325.53	8480.57	4359.29	2280.9	784.839	1351.14	5363.9	4022.8
Total Tetrachlorobiphenyls	RA_Total_TETPCB	ng/g	230	14	11148.3	235.37	518.594	19299.4	9478.39	11462.5	6646.11	29826.4	15565.8	5920.42	914.763	1499.12	20803	12872.9
Total Trichlorobiphenyls	RA_Total_TRICPB	ng/g	230	14	15821	344.705	211.012	20208.9	9854.97	19120.5	3189.68	33014.4	17067	2694.35	588.65	503.108	17880.5	11964.1
Total PCB Congeners	RA_Tot_PCB_Cong	ng/g	120	14	37181.5	822.262	2224.17	49335	24769.6	38563.4	13668.5	77970.5	41492.3	12508.7	3401.55	4644.23	48189.9	31370.8
Total PCB TEQ (Bird)	RA-TEQ-B-PCB	ng/g			4.2111038	0.0812767	0.58225381	8.5140203	3.8280025	3.4282568	4.6655942	14.2222049	4.7227323	4.276735	0.7660591	1.7721161	6.8912747	5.0882469
Total PCB TEQ (Fish)	RA-TEQ-F-PCB	ng/g			0.02598205	0.000199685	0.007635305	0.04595065	0.0130367	0.009466	0.0259036	0.07426195	0.01629795	0.02375885	0.0026549	0.01494325	0.0387154	0.02743875
Total PCB TEQ (Mammal)	RA-TEQ-M-PCB	ng/g			0.3079063	0.00038811	0.12319083	0.4932939	0.0224402	0.016163	0.2842416	0.7588117	0.0335477	0.2588761	0.0058374	0.2056685	0.4210864	0.2838505
TAL Metals and Mercury																		
Aluminum	7429-90-5	mg/kg	7700	25000	7200	4100	6300	7900	8800	4600	8300	10000	8800	8000	7200	9100	7000	8300
Calcium	7440-70-2	mg/kg			1500	1200	1300	1400	2000	1300	2300	1600	2000	2400	2300	2000	1400	2500
Iron	7439-89-6	mg/kg	5500	20000	13000	7400	14000	11000	15000	7300	19000	11000	10000	18000	22000	21000	9100	11000
Magnesium	7439-95-4	mg/kg			2000	1500	1600	1900	3300	1400	2200	1900	1900	2200	2000	2300	1900	2200
Potassium	7440-09-7	mg/kg			340 J	340 J	420 J	440 J	500 J	320 J	360 J	460 J	550 J	380 J	220 J	350 J	340 J	340 J
Sodium	7440-23-5	mg/kg			< 760 U	< 620 U	150 J	140 J	140 J	170 J	220 J	160 J	150 J	220 J	620 J	580 J	220 J	250 J
Antimony	7440-36-0	mg/kg	3.1	2	< 1.5 U	< 1.2 U	1.5 J+	1.5 J+	1.7 J+	< 1.6 U	< 1.9 U	< 1.7 U	1.4 J+	< 1.9 U	< 1.3 U	1.7 J+	< 1.2 U	< 1.4 U
Arsenic	7440-38-2	mg/kg	0.68	9.8	4.5	0.86	4.7	4.1	7.3	3.3	5.6	5.5	9.9	6.1	5.3	6.9	2.7	3.5
Barium	7440-39-3	mg/kg	1500	20	53	23	62	66	64	48	100	64	90	100	100	84	41	86
Beryllium	7440-41-7	mg/kg	16		0.37 J-	0.20 J-	0.49 J-	0.38 J-	0.33 J-	0.31 J-	0.55 J-	0.34 J-	0.34 J-	0.51 J-	0.60 J-	0.68 J-	0.31 J-	0.37 J-
Cadmium	7440-43-9	mg/kg	0.71	1	0.93	0.099 J	0.87	1.0	0.96	0.90	1.3	1.5	1.3	1.3	1.5	1.5	0.91	1.2
Chromium, Total	7440-47-3	mg/kg	0.95	43.4	61 EB	6.9 EB	51 EB	110 EB	110 EB	61 EB	72 EB	120 EB	150 EB	80 EB	49 EB	81 EB	59 EB	86 EB
Cobalt	7440-48-4	mg/kg	2.3	50	3.9	2.5	8.0	4.3	4.7	3.3	7.0	4.2	4.2	7.0	8.4	7.2	3.8	3.0
Copper	7440-50-8	mg/kg	310	31.6	72	13	60	84	110	50	69	97	150	72	68	87	52	70
Lead	7439-92-1	mg/kg	200	35.8	190	14	170	270	210	130 EB	270	240	290	290	210	350	170	200
Manganese	7439-96-5	mg/kg	180	460	210 EB	100 EB	930 JEB	180 JEB	170 JEB	220 EB	870 JEB	140 JEB	170 JEB	910 JEB	1600 EB	1000 EB	190 EB	220 JEB
Nickel	7440-02-0	mg/kg	140	22.7	6.5	2.8	11	11	9.1	5.7 EB	13	10	8.8	12	10	11	6.9	9.0
Selenium	7782-49-2	mg/kg	39	11	< 3.8 U	< 2.9 U	< 3.6 U	< 3.5 U	< 3.8 U	< 4.1 U	< 4.7 U	< 4.2 U	< 3.6 U	< 4.6 U	< 3.3 U	< 3.9 U	< 3.0 U	< 3.6 U
Silver	7440-22-4	mg/kg	39	1	0.40 J	< 0.58 U	0.58 J	0.67 J	0.43 J	0.42 J	0.61 J	0.81 J	0.58 J	0.68 J	0.55 J	0.90	0.42 J	0.92
Thallium	7440-28-0	mg/kg	0.078		< 0.76 UJ	< 0.58 UJ	< 0.73 U	< 0.71 U	< 0.76 U	< 0.81 U	< 0.94 U	< 0.83 U	< 0.72 U	< 0.93 U	< 0.66 UJ	< 0.79 UJ	< 0.61 UJ	< 0.72 U
Vanadium	7440-62-2	mg/kg	39		19	6.9	24	29	22	16 EB	29	29	18	29	23	33	25	25
Zinc	7440-66-6	mg/kg	2300	121	140	15	110	170	200	180 EB	150	220	270	150	180	140	120	160
Mercury	7439-97-6	mg/kg	2.3	0.18	0.82	< 0.12 U	0.82	0.60	1.1	9.9	0.55	1.0	1.7	0.63	0.86	1.2	0.71	0.83
TCL VOCs																		
1,1,1-Trichloroethane (TCA)	71-55-6	ug/kg	810000	70	< 7.5 U	< 6.2 U	< 6.7 UJ	< 9.8 U	< 10 U	< 500 U	< 8.4 U	< 8.3 U	< 7.9 UJ	< 8.3 U	< 7.5 U	< 8.5 U	< 6.7 U	< 8.1 U
1,1,2,2-TETRACHLOROETHANE	79-34-5	ug/kg	600	250	< 7.5 U	< 6.2 U	< 6.7 U	< 9.8 U	< 10 U	< 500 U	< 8.4 U	< 8.3 U	< 7.9 U	< 8.3 U	< 7.5 U	< 8.5 U	< 6.7 U	< 8.1 U
1,1,2-TRICHLORO-1,2,2-TRIFLUOROETHANE	76-13-1	ug/kg	670000		< 7.5 U	< 6.2 U	< 6.7 U	< 9.8 U	< 10 U	< 500 U	< 8.4 U	< 8.3 U	< 7.9 UJ	< 8.3 U	< 7.5 U	< 8.5 U	< 6.7 U	< 8.1 U
1,1,2-Trichloroethane	79-00-5	ug/kg	150	538	< 7.5 U	< 6.2 U	< 6.7 U	< 9.8 U	< 10 U	< 500 U	< 8.4 U	< 8.3 U	< 7.9 U	< 8.3 U	< 7.5 U	< 8.5 U	< 6.7 U	< 8.1 U
1,1-Dichloroethane	75-34-3	ug/kg	3600	20	< 7.5 U	< 6.2 U	< 6.7 U	< 9.8 U	< 10 U	< 500 U	< 8.4 U	< 8.3 U	< 7.9 U	< 8.3 U	< 7.5 U	< 8.5 U	< 6.7 U	< 8.1 U
1,1-Dichloroethene	75-35-4	ug/kg	480	100	< 7.5 U	< 6.2 U	< 6.7 U	< 9.8 U	< 10 U	< 500 UJ	< 8.4 U	< 8.3 U	< 7.9 U	< 8.3 U	< 7.5 U	< 8.5 U	< 490 U	< 8.1 U
1,2,3-Trichlorobenzene	87-61-6	ug/kg	6300	113	< 530 U	< 6.2 U	< 6.7 U	< 9.8 U	< 650 U	< 500 U	< 690 U	< 8.3 UJ	< 7.9 UJ	< 8.3 U	< 7.5 U	< 8.5 U	< 490 U	< 8.1 UJ
1,2,3-TRICHLOROPROPANE	96-18-4	ug/kg	5.1		< 7.5 U	< 6.2 U	< 6.7 U	< 9.8 U	< 650 U	< 500 U	< 690 U	< 8.3 U	< 7.9 U	< 8.3 U	< 7.5 U	< 8.5 U	< 490 U	< 8.1 U
1,2,4-TRICHLOROBENZENE	120-82-1	ug/kg	5800	11	< 530 U	< 6.2 U	< 6.7 U	< 9.8 U	< 650 U	< 500 U	< 690 U	< 8.3 UJ	< 7.9 UJ	< 8.3 U	< 7.5 U	< 8.5 U	< 490 U	< 8.1 UJ
1,2,4-Trimethylbenzene	95-63-6	ug/kg	30000	97	< 530 U	< 6.2 U	< 6.7 U	< 9.8 U	< 650 U	< 500 U	< 690 U	< 8.3 U	< 7.9 U	< 8.3 U	< 7.5 U	< 8.5 U	< 490 U	< 8.1 U
1,2-Dibromo-3-Chloropropane	96-12-8	ug/kg	5.3		< 530 U	< 6.2 U	< 6.7 U	< 9.8 U	< 650 U	< 500 U	< 690 U	< 8.3 U	< 7.9 U	< 8.3 U	< 7.5 U	< 8.5 U	< 490 U	< 8.1 U
1,2-Dibromoethane (Ethylene Dibromide)	106-93-4	ug/kg	36		< 7.5 U	< 6.2 U	< 6.7 U	< 9.8 U	< 10 U	< 500 U	< 8.4 U	< 8.3 U	< 7.9 UJ	< 8.3 U	< 7.5 U	< 8.5 U	< 6.7 U	< 8.1 U
1,2-Dichlorobenzene	95-50-1	ug/kg	180000	95	< 530 U	< 6.2 U	< 6.7 U	< 9.8 U	< 650 U	< 500 U	< 690 U	< 8.3 UJ	< 7.9 UJ	< 8.3 U	< 7.5 U	< 8.5 U	< 490 U	< 8.1 UJ
1,2-Dichloroethane	107-06-2	ug/kg	460	986	< 7.5 U	< 6.2 U	< 6.7 U	< 9.8 U	< 10 U	< 500 U	< 8.4 U	< 8.3 U	< 7.9 UJ	< 8.3 U	< 7.5 U	< 8.5 U	< 6.7 U	< 8.1 U
1,2-DICHLOROPROPANE	78-87-5	ug/kg	1600	428	< 7.5 U	< 6.2 U	< 6.7 U	< 9.8 U	< 10 U	< 500 U	< 8.4 U	< 8.3 U	< 7.9 U	< 8.3 U	< 7.5 U	< 8.5 U	< 490 U	< 8.1 U
1,3,5-Trimethylbenzene (Mesitylene)	108-67-8	ug/kg	27000	164	< 530 U	< 6.2 U	< 6.7 U	< 9.8 U	< 650 U	< 500 U	< 690 U	< 8.3 U	< 7.9 U	< 8.3 U	< 7.5 U	< 8.5 U	< 490 U	< 8.1 U

Table 28
Phase 2 Reach Sediment Analytical Results
Phase 2 Data Evaluation Summary Memorandum
Lower Neponset River
Boston and Milton, Massachusetts

					Location	24A-0049	24A-0049	24A-0050	24A-0050	24A-0050	24A-0051	24A-0052	24A-0052	24A-0052	24A-0052	24A-0053	24A-0053	24A-0053	24A-0054
					Sample Name	24A-0049-BS	24A-0049-CS	24A-0050-AS	24A-0050-BS	24A-0050-CS	24A-0051-AS	24A-0052-AS	24A-0052-BS	24A-0052-CS	24A-0052-AD	24A-0053-AS	24A-0053-BS	24A-0053-CS	24A-0054-AS
					Sample Date	9/24/2024	9/24/2024	9/18/2024	9/18/2024	9/18/2024	10/24/2024	9/17/2024	9/17/2024	9/17/2024	9/17/2024	9/24/2024	9/24/2024	9/24/2024	9/17/2024
					Sample Type	N	N	N	N	N	N	N	N	N	FD	N	N	N	N
					Depth Interval	0.5 - 2.8 ft	2.8 - 5 ft	0 - 0.5 ft	0.5 - 2.2 ft	2.2 - 4.5 ft	0 - 0.5 ft	0 - 0.5 ft	0.5 - 2 ft	2 - 3.5 ft	0 - 0.5 ft	0 - 0.5 ft	0.5 - 1.3 ft	1.3 - 2.5 ft	0 - 0.5 ft
Analyte	Cas No.	Units	Human Health PAL	Ecological PAL															
1,3-DICHLOROBENZENE	541-73-1	ug/kg	2600	89	< 530 U	< 6.2 U	< 6.7 U	< 9.8 U	< 650 U	< 500 U	< 690 U	< 8.3 UJ	< 7.9 UJ	< 8.3 U	< 7.5 U	< 8.5 U	< 490 U	< 8.1 UJ
1,4-DICHLOROBENZENE	106-46-7	ug/kg	2600	30	< 530 U	< 6.2 U	< 6.7 U	< 9.8 U	< 650 U	< 500 U	< 690 U	< 8.3 UJ	< 7.9 UJ	< 8.3 U	< 7.5 U	< 8.5 U	< 490 U	< 8.1 UJ
2-HEXANONE	591-78-6	ug/kg	20000	45	< 15 U	< 12 U	< 13 U	< 20 U	< 20 U	< 1000 U	< 17 U	< 17 U	< 16 U	< 17 U	< 15 U	< 17 U	< 13 U	< 16 U
ACETONE	67-64-1	ug/kg	7000000	65	21 EB	< 12 U	< 13 U	81 EB	150 EB	< 1000 U	18 EB	130 EB	56 EB	< 17 U	< 15 U	< 17 U	22 EB	< 16 U
Benzene	71-43-2	ug/kg	1200	10	< 7.5 U	< 6.2 U	< 6.7 U	< 9.8 U	< 10 U	< 500 U	< 8.4 U	< 8.3 U	< 7.9 U	< 8.3 U	< 7.5 U	< 8.5 U	< 6.7 U	< 8.1 U
BROMOCHLOROMETHANE	74-97-5	ug/kg	15000		< 7.5 U	< 6.2 U	< 6.7 U	< 9.8 U	< 10 U	< 500 U	< 8.4 U	< 8.3 U	< 7.9 U	< 8.3 U	< 7.5 U	< 8.5 U	< 6.7 U	< 8.1 U
BROMODICHLOROMETHANE	75-27-4	ug/kg	290	210	< 7.5 U	< 6.2 U	< 6.7 U	< 9.8 U	< 10 U	< 500 U	< 8.4 U	< 8.3 U	< 7.9 U	< 8.3 U	< 7.5 U	< 8.5 U	< 490 U	< 8.1 U
BROMOFORM	75-25-2	ug/kg	19000	142	< 530 U	< 6.2 U	< 6.7 U	< 9.8 U	< 650 U	< 500 U	< 690 U	< 8.3 U	< 7.9 U	< 8.3 U	< 7.5 U	< 8.5 U	< 490 U	< 8.1 U
BROMOMETHANE	74-83-9	ug/kg	680	6.5	< 7.5 U	< 6.2 U	< 6.7 U	< 9.8 U	< 10 U	< 500 UJ	< 8.4 U	< 8.3 U	< 7.9 U	< 8.3 U	< 7.5 U	< 8.5 U	< 6.7 U	< 8.1 U
CARBON DISULFIDE	75-15-0	ug/kg	77000	7.8	< 7.5 U	< 6.2 U	< 6.7 U	< 9.8 U	2.3 J	< 500 UJ	< 8.4 U	3.3 J	< 7.9 UJ	< 8.3 U	< 7.5 U	< 8.5 U	< 6.7 U	< 8.1 U
CARBON TETRACHLORIDE	56-23-5	ug/kg	650	57	< 7.5 U	< 6.2 U	< 6.7 U	< 9.8 U	< 10 U	< 500 U	< 8.4 U	< 8.3 U	< 7.9 UJ	< 8.3 U	< 7.5 U	< 8.5 U	< 6.7 U	< 8.1 U
Chlorobenzene	108-90-7	ug/kg	28000	30	< 7.5 U	< 6.2 U	< 6.7 U	< 9.8 U	< 650 U	< 500 UJ	< 8.4 U	< 8.3 UJ	< 7.9 UJ	< 8.3 U	< 7.5 U	< 8.5 U	< 490 U	< 8.1 UJ
CHLOROETHANE	75-00-3	ug/kg	540000		< 7.5 U	< 6.2 UJ	< 6.7 U	< 9.8 U	< 10 U	< 500 UJ	< 8.4 U	< 8.3 U	< 7.9 U	< 8.3 U	< 7.5 U	< 8.5 U	< 6.7 U	< 8.1 U
Chloroform	67-66-3	ug/kg	320	87	< 7.5 U	< 6.2 U	< 6.7 U	< 9.8 U	< 10 U	< 500 U	< 8.4 U	< 8.3 U	< 7.9 U	< 8.3 U	< 7.5 U	< 8.5 U	< 6.7 U	< 8.1 U
CHLOROMETHANE	74-87-3	ug/kg	11000		< 7.5 U	< 6.2 U	< 6.7 U	< 9.8 U	< 10 U	< 500 UJ	< 8.4 U	< 8.3 U	< 7.9 U	< 8.3 U	< 7.5 U	< 8.5 U	< 6.7 U	< 8.1 U
CIS-1,2-DICHLOROETHYLENE	156-59-2	ug/kg	6300	432	< 7.5 U	< 6.2 U	< 6.7 U	< 9.8 U	< 10 U	< 500 U	< 8.4 U	< 8.3 U	< 7.9 U	< 8.3 U	< 7.5 U	< 8.5 U	< 490 U	< 8.1 U
cis-1,3-Dichloropropene	10061-01-5	ug/kg	1800		< 7.5 U	< 6.2 U	< 6.7 U	< 9.8 U	< 10 U	< 500 U	< 8.4 U	< 8.3 U	< 7.9 U	< 8.3 U	< 7.5 U	< 8.5 U	< 6.7 U	< 8.1 U
Cyclohexane	110-82-7	ug/kg	650000		< 7.5 U	< 6.2 U	< 6.7 U	< 9.8 U	< 10 U	< 500 U	< 8.4 U	< 8.3 U	< 7.9 U	< 8.3 U	< 7.5 U	< 8.5 U	< 490 U	< 8.1 U
DIBROMOCHLOROMETHANE	124-48-1	ug/kg	8300	198	< 7.5 U	< 6.2 U	< 6.7 U	< 9.8 U	< 10 U	< 500 U	< 8.4 U	< 8.3 U	< 7.9 U	< 8.3 U	< 7.5 U	< 8.5 U	< 6.7 U	< 8.1 U
Dichlorodifluoromethane	75-71-8	ug/kg	8700		< 7.5 U	< 6.2 U	< 6.7 U	< 9.8 U	< 10 U	< 500 UJ	< 8.4 U	< 8.3 U	< 7.9 U	< 8.3 U	< 7.5 U	< 8.5 U	< 6.7 U	< 8.1 U
Ethylbenzene	100-41-4	ug/kg	5800	290	< 7.5 U	< 6.2 U	< 6.7 U	< 9.8 U	< 10 U	< 500 U	< 8.4 U	< 8.3 U	< 7.9 U	< 8.3 U	< 7.5 U	< 8.5 U	< 6.7 U	< 8.1 U
Isopropylbenzene (Cumene)	98-82-8	ug/kg	190000	35	< 530 U	< 6.2 U	< 6.7 U	< 9.8 U	< 650 U	< 500 U	< 690 U	< 8.3 U	< 7.9 U	< 8.3 U	< 7.5 U	< 8.5 U	< 490 U	< 8.1 U
m,p-Xylene	179601-23-1	ug/kg	55000		< 7.5 U	< 6.2 U	< 6.7 U	< 9.8 U	< 10 U	< 500 U	< 8.4 U	< 8.3 U	< 7.9 U	< 8.3 U	< 7.5 U	< 8.5 U	< 6.7 U	< 8.1 U
METHYL ACETATE	79-20-9	ug/kg	7800000		< 7.5 U	< 6.2 U	< 6.7 U	< 9.8 U	< 10 U	< 500 U	< 8.4 U	< 8.3 U	< 7.9 UJ	< 8.3 U	< 7.5 U	< 8.5 U	< 6.7 U	< 8.1 U
Methyl Ethyl Ketone (2-Butanone)	78-93-3	ug/kg	2700000	7604	< 15 U	< 12 U	< 13 U	31	57	< 1000 U	< 17 U	46	17	< 17 U	< 15 U	< 17 U	< 13 U	< 16 U
METHYL ISOBUTYL KETONE (4-METHYL-2-PENTANONE)	108-10-1	ug/kg	3300000	73	< 15 U	< 12 U	< 13 U	< 20 U	< 20 U	< 1000 U	< 17 U	< 17 U	< 16 U	< 17 U	< 15 U	< 17 U	< 13 U	< 16 U
Methylcyclohexane	108-87-2	ug/kg	9800		< 7.5 U	< 6.2 U	< 6.7 U	< 9.8 U	< 10 U	< 500 U	< 8.4 U	< 8.3 U	< 7.9 U	< 8.3 U	< 7.5 U	< 8.5 U	< 490 U	< 8.1 U
Methylene Chloride	75-09-2	ug/kg	35000	18	< 7.5 U	< 6.2 U	< 6.7 U	< 9.8 U	< 10 U	< 500 U	< 8.4 U	< 8.3 U	< 7.9 UJ	< 8.3 U	< 7.5 U	< 8.5 U	< 6.7 U	< 8.1 U
o-Xylene (1,2-Dimethylbenzene)	95-47-6	ug/kg	64000		< 7.5 U	< 6.2 U	< 6.7 U	< 9.8 U	< 10 U	< 500 U	< 8.4 U	< 8.3 U	< 7.9 U	< 8.3 U	< 7.5 U	< 8.5 U	< 6.7 U	< 8.1 U
Styrene	100-42-5	ug/kg	600000	126	< 7.5 U	< 6.2 U	< 6.7 U	< 9.8 U	< 10 U	< 500 U	< 8.4 U	< 8.3 U	< 7.9 U	< 8.3 U	< 7.5 U	< 8.5 U	< 6.7 U	< 8.1 U
TERT-BUTYL METHYL ETHER	1634-04-4	ug/kg	47000	304	< 7.5 U	< 6.2 U	< 6.7 U	< 9.8 U	< 10 U	< 500 U	< 8.4 U	< 8.3 U	< 7.9 UJ	< 8.3 U	< 7.5 U	< 8.5 U	< 6.7 U	< 8.1 U
Tetrachloroethylene (PCE)	127-18-4	ug/kg	8100	2	< 7.5 U	< 6.2 U	< 6.7 U	< 9.8 U	< 10 U	< 500 U	< 8.4 U	< 8.3 U	< 7.9 U	< 8.3 U	< 7.5 U	< 8.5 U	< 6.7 U	< 8.1 U
Toluene	108-88-3	ug/kg	490000	10	< 7.5 U	< 6.2 U	< 6.7 U	< 9.8 U	< 10 U	< 500 U	< 8.4 U	< 8.3 U	< 7.9 U	< 8.3 U	< 7.5 U	< 8.5 U	< 6.7 U	< 8.1 U
Trans-1,2-Dichloroethylene	156-60-5	ug/kg	7000	389	< 7.5 U	< 6.2 U	< 6.7 U	< 9.8 U	< 10 U	< 500 U	< 8.4 U	< 8.3 U	< 7.9 U	< 8.3 U	< 7.5 U	< 8.5 U	< 490 U	< 8.1 U
Trans-1,3-Dichloropropene	10061-02-6	ug/kg	1800		< 7.5 U	< 6.2 U	< 6.7 U	< 9.8 U	< 10 U	< 500 U	< 8.4 U	< 8.3 U	< 7.9 U	< 8.3 U	< 7.5 U	< 8.5 U	< 6.7 U	< 8.1 U
Trichloroethylene (TCE)	79-01-6	ug/kg	410	78	< 7.5 U	< 6.2 U	< 6.7 U	< 9.8 U	< 10 U	< 500 UJ	< 8.4 U	< 8.3 U	< 7.9 U	< 8.3 U	< 7.5 U	< 8.5 U	< 6.7 U	< 8.1 U
Trichlorofluoromethane	75-69-4	ug/kg	2300000		< 7.5 U	< 6.2 U	< 6.7 U	< 9.8 U	< 10 U	< 500 U	< 8.4 U	< 8.3 U	< 7.9 UJ	< 8.3 U	< 7.5 U	< 8.5 U	< 6.7 U	< 8.1 U
Vinyl Chloride	75-01-4	ug/kg	59	482	< 7.5 U	< 6.2 U	< 6.7 U	< 9.8 U	< 10 U	< 500 U	< 8.4 U	< 8.3 U	< 7.9 U	< 8.3 U	< 7.5 U	< 8.5 U	< 6.7 U	< 8.1 U
TCL SVOCs																		
1,2,4,5-TETRACHLOROBENZENE	95-94-3	ug/kg	230	187	< 260 U	< 200 U	< 220 U	< 350 U	< 310 U	< 270 U	< 320 U	< 290 U	< 270 U	< 320 U	< 250 U	< 290 U	< 250 U	< 290 U
1,4-Dioxane (P-Dioxane)	123-91-1	ug/kg	5300		< 100 U	< 77 U	< 86 U	< 140 U	< 120 U	< 110 U	< 130 R	< 110 U	< 100 U	< 130 U	< 97 U	< 110 UJ	< 96 U	< 110 U
1-Methylnaphthalene	90-12-0	ug/kg	18	141	< 260 U	< 200 U	< 220 U	< 350 U	< 310 U	< 270 U	< 320 U	< 290 U	< 270 U	< 320 U	< 250 U	< 290 U	< 250 U	< 290 U
2,3,4,6-TETRACHLOROPHENOL	58-90-2	ug/kg	190000	30	< 260 U	< 200 U	< 220 U	< 350 U	< 310 U	< 270 U	< 320 U	< 290 U	< 270 U	< 320 U	< 250 U	< 290 U	< 250 U	< 290 U
2,4,5-TRICHLOROPHENOL	95-95-4	ug/kg	630000	34	< 260 U	< 200 U	< 220 U	< 350 U	< 310 U	< 270 U	< 320 U	< 290 U	< 270 U	< 320 U	< 250 U	< 290 U	< 250 U	< 290 U
2,4,6-TRICHLOROPHENOL	88-06-2	ug/kg	6300		< 260 U	< 200 U	< 220 U	< 350 U	< 310 U	< 270 U	< 320 U	< 290 U	< 270 U	< 320 U	< 250 U	< 290 U	< 250 U	< 290 U
2,4-DICHLOROPHENOL	120-83-2	ug/kg	19000	57	< 260 U	< 200 U	< 220 U	< 350 U	< 310 U	< 270 U	< 320 U	< 290 U	< 270 U	< 320 U	< 250 U	< 290 U	< 250 U	< 290 U
2,4-DIMETHYLPHENOL	105-67-9	ug/kg	130000	39	< 260 U	< 200 U	< 220 UJ	< 350 U	< 310 U	< 270 U	< 320 U	< 290 U	< 270 U	< 320 U	< 250 U	< 290 U	< 250 U	< 290 UJ
2,4-DINITROPHENOL	51-28-5	ug/kg	13000	223	< 510 U	< 380 U	< 420 UJ	< 670 U	< 600 U	< 520 U	< 630 U	< 560 U	< 520 U	< 630 U	< 480 U	< 560 U	< 480 U	< 570 U
2,4-DINITROTOLUENE	121-14-2	ug/kg	1700	290	< 260 U	< 200 U	< 220 U	< 350 U	< 310 U	< 270 U	< 320 U	< 290 U	< 270 U	< 320 U	< 250 U	< 290 U	< 250 U	< 290 U
2,6-DINITROTOLUENE	606-20-2	ug/kg	360	296	< 260 U	< 200 U	< 220 U	< 350 U	< 310 U	< 270 U	< 320 U	< 290 U	< 270 U	< 320 U	< 250 U	< 290 U	< 250 U	< 290 U
2-CHLORONAPHTHALENE	91-58-7	ug/kg	480000		< 260 U	< 200 U	< 220 U	< 350 U	< 310 U	< 270 U	< 320 U	< 290 U	< 270 U	< 320 U	< 250 U	< 290 U	< 250 U	< 290 U
2-CHLOROPHENOL	95-57-8	ug/kg	39000	55	< 260 U	< 200 U	< 220 U	< 350 U	< 310 U	< 270 U	< 320 U	< 290 U	< 270 U	< 320 U	< 250 U	< 290 U	< 250 U	< 290 U
2-Methylnaphthalene	91-57-6	ug/kg	24000	20.2	< 260 U	< 200 U	< 220 U	< 350 U	< 310 U	< 270 U	< 320 U	< 290 U	< 270 U	< 320 U	< 250 U	< 290 U	< 250 U	< 290 U
2-METHYLPHENOL (O-CRESOL)	95-48-7	ug/kg	320000	119	< 510 U	< 380 U	< 420 UJ	< 670 U	< 600 U	< 520 U	< 630 U	< 560 U	< 520 U	< 630 U	< 480 U	< 560 U	< 480 U	< 570 UJ
2-NITROANILINE	88-74-4	ug/kg	63000		< 260 U	< 200 U	< 220 UJ	< 350 U	< 310 U	< 270 U	< 320 U	< 290 U	< 270 U	< 320 U	< 250 U	< 290 U	< 250 U	< 290 U
2-NITROPHENOL	88-75-5	ug/kg	1900000	168	< 260 U	< 200 U	< 220 U	< 350 U	< 310 U	< 270 U	< 320 U	< 290 U	< 270 U	< 320 U	< 250 U	< 290 U	< 250 U	< 290 U
3,3'-DICHLOROBENZIDINE	91-94-1	ug/kg	1200	31	< 510 U	< 380 U	< 420 U	< 670 U	< 600 U	< 520 U	< 630 U	< 560 U	< 520 U	< 630 U	< 480 U	< 560 U	< 480 U	< 570 U
3-NITROANILINE	99-09-2	ug/kg	25000		< 510 U	< 380 U	< 420 UJ	< 670 U	< 600 U	< 520 U	< 630 U	< 560 U	< 520 U	< 630 U	< 480 U	< 560 U	< 480 U	< 570 U
4,6-DINITRO-2-METHYLPHENOL	534-52-1	ug/kg	510	1477	< 510 U	< 380 U	< 420 UJ	< 670 U	< 600 U	< 520 U	< 630 U	< 560 U	< 520 U	< 630 U	< 480 U	< 560 U	< 480 U	< 570 U
4-BROMOPHENYL PHENYL ETHER	101-55-3	ug/kg		47	< 260 U	< 200 U	< 220 U	< 350 U	< 310 U	< 270 U	< 320 U	< 290 U	< 270 U	< 320 U	< 250 U	< 290 U	< 250 U	< 290 U
4-CHLORO-3-METHYLPHENOL	59-50-7	ug/kg	630000	5	< 260 U	< 200 U	< 220 U	< 350 U	< 310 U	< 270 U	< 320 U	< 290 U	< 270 U	< 320 U	< 250 U	< 290 U	< 250 U	< 290 U
4-CHLOROANILINE	106-47-8	ug/kg	2700	0.9	< 510 U	< 380 U	< 420 U	< 670 U	< 600 U	< 520 U	< 630 U	< 560 U	< 520 U	< 630 U	< 480 U	< 560 U	< 480 U	< 570 U
4-CHLOROPHENYL PHENYL ETHER	7005-72-3	ug/kg			< 260 U	< 200 U	< 220 U	< 350 U	< 310 U	< 270 U	< 320 U	< 290 U	< 270 U	< 320 U	< 250 U	< 290 U	< 250 U	< 290 U
4-METHYLPHENOL (P-CRESOL)	106-44-5	ug/kg	130000	93	< 510 U	< 380 U	< 420 UJ	< 670 U	< 600 U	< 520 U	< 630 U	< 560 U	< 520 U	< 630 U	< 480 U	< 560 U	< 480 U	< 570 UJ
4-Nitroaniline	100-01-6	ug/kg	25000		< 510 U	< 380 U	< 420 UJ	< 670 U	< 600 U	< 520 U	< 630 U	< 560 U	< 520 U	< 630 U	< 480 U	< 560 U	< 480 U	< 570 U
4-NITROPHENOL	100-02-7	ug/kg	1900000	153	< 510 U	< 380 U	< 420 UJ	< 670 U	< 600 U	< 520 U	< 630 U	< 560 U	< 520 U	< 630 U	< 480 U	< 560 U	< 480 U	< 570 U
Acenaphthene	83-32-9	ug/kg	360000	6.7	< 260 U	< 200 U	< 220 U	110 J	< 310 U	< 270 U	< 320 U	< 290 U	< 270 U	< 320 U	< 250 U	< 290 U	< 250 U	< 290 U
ACENAPHTHYLENE	208-96-8	ug/kg	360000	5.9	< 260 U	< 200 U	< 220 U	< 350 U	< 310 U	< 270 U	< 320 U	< 290 U	< 270 U	< 320 U	120 J	< 290 U	< 250 U	< 290 U
Acetophenone	98-86-2	ug/kg	780000		61 J	< 380 U	< 420 U	120 J	< 600 U	< 520 U	150 J	< 560 U	< 520 U	180 J	190 J	< 560 U	< 480 U	130 J
ANTHRACENE	120-12-7	ug/kg	1800000	57	< 260 U	< 200 U	< 220 U	180 J	< 310 U	< 270 U	< 320 U	< 290 U	< 270 U	< 320 U	200 J	< 290 U	< 250 U	< 290 U

Table 28
Phase 2 Reach Sediment Analytical Results
Phase 2 Data Evaluation Summary Memorandum
Lower Neponset River
Boston and Milton, Massachusetts

					Location	24A-0049	24A-0049	24A-0050	24A-0050	24A-0050	24A-0051	24A-0052	24A-0052	24A-0052	24A-0052	24A-0053	24A-0053	24A-0053	24A-0054
					Sample Name	24A-0049-BS	24A-0049-CS	24A-0050-AS	24A-0050-BS	24A-0050-CS	24A-0051-AS	24A-0052-AS	24A-0052-BS	24A-0052-CS	24A-0052-AD	24A-0053-AS	24A-0053-BS	24A-0053-CS	24A-0054-AS
					Sample Date	9/24/2024	9/24/2024	9/18/2024	9/18/2024	9/18/2024	10/24/2024	9/17/2024	9/17/2024	9/17/2024	9/17/2024	9/24/2024	9/24/2024	9/24/2024	9/17/2024
					Sample Type	N	N	N	N	N	N	N	N	N	FD	N	N	N	N
					Depth Interval	0.5 - 2.8 ft	2.8 - 5 ft	0 - 0.5 ft	0.5 - 2.2 ft	2.2 - 4.5 ft	0 - 0.5 ft	0 - 0.5 ft	0.5 - 2 ft	2 - 3.5 ft	0 - 0.5 ft	0 - 0.5 ft	0.5 - 1.3 ft	1.3 - 2.5 ft	0 - 0.5 ft
Analyte	Cas No.	Units	Human Health PAL	Ecological PAL															
ATRAZINE	1912-24-9	ug/kg	2400	0.3	< 510 U	< 380 U	< 420 U	< 670 U	< 600 U	< 520 U	< 630 U	< 560 U	< 520 U	< 630 U	< 480 U	< 560 U	< 480 U	< 570 U
BENZALDEHYDE	100-52-7	ug/kg	170000	59	< 510 U	< 380 U	< 420 U	< 670 U	< 600 U	< 520 U	< 630 U	< 560 U	< 520 U	< 630 U	< 480 U	< 560 U	< 480 U	< 570 U
BENZO(A)ANTHRACENE	56-55-3	ug/kg	1100	108	< 260 U	< 200 U	180 J	450	< 310 U	81 J	< 320 U	< 290 U	< 270 U	220 J	1100	180 J	100 J	130 J
BENZO(A)PYRENE	50-32-8	ug/kg	110	150	< 260 U	< 200 U	91 J	180 J	< 310 U	74 J	< 320 U	< 290 U	< 270 U	90 J	740	78 J	94 J	< 290 U
Benzo(B)Fluoranthene	205-99-2	ug/kg	1100	190	< 260 U	< 200 U	330	500	< 310 U	99 J	110 J	61 J	< 270 U	320	2100	240 J	110 J	160 J
Benzo(G,H,I)Perylene	191-24-2	ug/kg	180000	170	< 260 U	< 200 U	< 220 U	< 350 U	< 310 U	< 270 U	< 320 U	< 290 U	< 270 U	< 320 U	110 J	< 290 U	54 J	< 290 U
Benzo(K)Fluoranthene	207-08-9	ug/kg	11000	240	< 260 U	< 200 U	110 J	190 J	< 310 U	< 270 U	< 320 U	< 290 U	< 270 U	120 J	710	89 J	< 250 U	< 290 U
BENZYL BUTYL PHTHALATE	85-68-7	ug/kg	290000	100	< 260 U	< 200 U	< 220 U	< 350 U	< 310 U	< 270 U	< 320 U	< 290 U	< 270 U	< 320 U	180 J	< 290 U	< 250 U	< 290 U
BIPHENYL (DIPHENYL)	92-52-4	ug/kg	4700	198	< 260 U	< 200 U	< 220 U	< 350 U	< 310 U	< 270 U	< 320 U	< 290 U	< 270 U	< 320 U	< 250 U	< 290 U	< 250 U	< 290 U
BIS(2-CHLOROETHOXY) METHANE	111-91-1	ug/kg	19000		< 260 U	< 200 U	< 220 U	< 350 U	< 310 U	< 270 U	< 320 U	< 290 U	< 270 U	< 320 U	< 250 U	< 290 U	< 250 U	< 290 U
BIS(2-CHLOROETHYL) ETHER (2-CHLOROETHYL ETHER)	111-44-4	ug/kg	230		< 510 U	< 380 U	< 420 U	< 670 U	< 600 U	< 520 U	< 630 U	< 560 U	< 520 U	< 630 U	< 480 U	< 560 U	< 480 U	< 570 U
BIS(2-CHLOROISOPROPYL) ETHER	108-60-1	ug/kg	310000		< 510 U	< 380 U	< 420 U	< 670 U	< 600 U	< 520 U	< 630 U	< 560 U	< 520 U	< 630 U	< 480 U	< 560 U	< 480 U	< 570 U
BIS(2-ETHYLHEXYL) PHTHALATE	117-81-7	ug/kg	39000	180	< 260 U	< 200 U	110 J	< 350 U	< 310 U	< 270 U	< 320 U	< 290 U	< 270 U	230 J	840	190 J	< 250 U	< 290 U
Caprolactam	105-60-2	ug/kg	3100000		< 510 U	< 380 U	< 420 U	< 670 U	< 600 U	< 520 U	< 630 U	< 560 U	< 520 U	< 630 U	< 480 U	< 560 U	< 480 U	< 570 U
CARBAZOLE	86-74-8	ug/kg	240000	69	< 510 U	< 380 U	< 420 U	110 J	< 600 U	< 520 U	< 630 U	< 560 U	< 520 U	< 630 U	140 J	< 560 U	< 480 U	< 570 U
CHRYSENE	218-01-9	ug/kg	110000	166	< 260 U	< 200 U	220	440	< 310 U	82 J	< 320 U	59 J	< 270 U	260 J	1600	190 J	99 J	140 J
DIBENZ(A,H)ANTHRACENE	53-70-3	ug/kg	110	33	< 260 U	< 200 U	< 220 U	< 350 U	< 310 U	< 270 U	< 320 U	< 290 U	< 270 U	< 320 U	260	< 290 U	< 250 U	< 290 U
Dibenzofuran	132-64-9	ug/kg	7800	510	< 260 U	< 200 U	< 220 U	< 350 U	< 310 U	< 270 U	< 320 U	< 290 U	< 270 U	< 320 U	< 250 U	< 290 U	< 250 U	< 290 U
Diethyl Phthalate	84-66-2	ug/kg	5100000	630	< 260 U	< 200 U	< 220 U	< 350 U	< 310 U	< 270 U	< 320 U	< 290 U	< 270 U	< 320 U	< 250 U	< 290 U	< 250 U	< 290 U
DIMETHYL PHTHALATE	131-11-3	ug/kg	5100000	678	< 260 U	< 200 U	< 220 U	< 350 U	< 310 U	< 270 U	< 320 U	< 290 U	< 270 U	< 320 U	< 250 U	< 290 U	< 250 U	< 290 U
Di-N-Butyl Phthalate	84-74-2	ug/kg	630000	11	< 260 U	< 200 U	< 220 U	< 350 U	< 310 U	< 270 U	< 320 U	< 290 U	< 270 U	< 320 U	< 250 U	< 290 U	< 250 U	< 290 U
DI-N-OCTYLPHTHALATE	117-84-0	ug/kg	63000	39	< 510 U	< 380 U	< 420 U	< 670 U	< 600 U	< 520 U	< 630 U	< 560 U	< 520 U	< 630 U	< 480 U	< 560 U	< 480 U	< 570 U
FLUORANTHENE	206-44-0	ug/kg	240000	423	< 260 U	< 200 U	430	1200	110 J	210 J	160 J	110 J	< 270 U	520 J	3100	400	200 J	270 J
FLUORENE	86-73-7	ug/kg	240000	77	< 260 U	< 200 U	< 220 U	100 J	< 310 U	< 270 U	< 320 U	< 290 U	< 270 U	< 320 U	< 250 U	< 290 U	< 250 U	< 290 U
HEXACHLOROBENZENE	118-74-1	ug/kg	78	20	< 260 U	< 200 U	< 220 U	< 350 U	< 310 U	< 270 U	< 320 U	< 290 U	< 270 U	< 320 U	< 250 U	< 290 U	< 250 U	< 290 U
Hexachlorobutadiene	87-68-3	ug/kg	1200		< 260 U	< 200 U	< 220 U	< 350 U	< 310 U	< 270 U	< 320 U	< 290 U	< 270 U	< 320 U	< 250 U	< 290 U	< 250 U	< 290 U
HEXACHLOROCYCLOPENTADIENE	77-47-4	ug/kg	180	6.5	< 510 U	< 380 U	< 420 U	< 670 U	< 600 U	< 520 U	< 630 U	< 560 U	< 520 U	< 630 U	< 480 U	< 560 U	< 480 U	< 570 U
HEXACHLOROETHANE	67-72-1	ug/kg	1800	27	< 260 U	< 200 U	< 220 U	< 350 U	< 310 U	< 270 U	< 320 U	< 290 U	< 270 U	< 320 U	< 250 U	< 290 U	< 250 U	< 290 U
INDENO(1,2,3-C,D)PYRENE	193-39-5	ug/kg	1100	200	< 260 U	< 200 U	76 J	120 J	< 310 U	< 270 U	< 320 U	< 290 U	< 270 U	76 J	660	< 290 U	< 250 U	< 290 U
ISOPHORONE	78-59-1	ug/kg	570000	876	< 260 U	< 200 U	< 220 U	< 350 U	< 310 U	< 270 U	< 320 U	< 290 U	< 270 U	< 320 U	< 250 U	< 290 U	< 250 U	< 290 U
Naphthalene	91-20-3	ug/kg	2000	176	< 260 U	< 200 U	< 220 U	77 J	< 310 U	< 270 U	< 320 U	< 290 U	< 270 U	< 320 U	< 250 U	< 290 U	< 250 U	< 290 U
NITROBENZENE	98-95-3	ug/kg	5100	407	< 260 U	< 200 U	< 220 U	< 350 U	< 310 U	< 270 U	< 320 U	< 290 U	< 270 U	< 320 U	< 250 U	< 290 U	< 250 U	< 290 U
N-NITROSODI-N-PROPYLAMINE	621-64-7	ug/kg	78		< 260 U	< 200 U	< 220 U	< 350 U	< 310 U	< 270 U	< 320 U	< 290 U	< 270 U	< 320 U	< 250 U	< 290 U	< 250 U	< 290 U
N-NITROSODIPHENYLAMINE	86-30-6	ug/kg	110000	110	< 260 U	< 200 U	< 220 U	< 350 U	< 310 U	< 270 U	< 320 U	< 290 U	< 270 U	< 320 U	< 250 U	< 290 U	< 250 U	< 290 U
PENTACHLOROPHENOL	87-86-5	ug/kg	1000	10	< 510 U	< 380 U	< 420 U	< 670 U	< 600 U	< 520 U	< 630 U	< 560 U	< 520 U	< 630 U	< 480 U	< 560 U	< 480 U	< 570 U
PHENANTHRENE	85-01-8	ug/kg	1800000	204	< 260 U	< 200 U	210 J	1000	< 310 U	140 J	< 320 U	79 J	< 270 U	260 J	1000	200 J	140 J	140 J
PHENOL	108-95-2	ug/kg	1900000	175	< 510 U	< 380 U	< 420 U	< 670 U	< 600 U	< 520 U	< 630 U	< 560 U	< 520 U	< 630 U	98 J	< 560 U	< 480 U	< 570 U
PYRENE	129-00-0	ug/kg	180000	195	< 260 U	< 200 U	250	700	91 J	180 J	95 J	120 J	80 J	290 J	1900	230 J	160 J	170 J
TOTAL ORGANIC CARBON	TOC	mg/kg			47000	1400	37000 J	36000 J	36000 J	37000 J+	70000	50000	54000	76000	74000	76000	21000	53000

Table 28
Phase 2 Reach Sediment Analytical Results
Phase 2 Data Evaluation Summary Memorandum
Lower Neponset River
Boston and Milton, Massachusetts

					Location	24A-0054	24A-0054	24A-0055	24A-0056	24A-0056	24A-0056	24A-0057	24A-0057	24A-0057	24A-0057	24A-0058	24A-0058	24A-0058	24A-0059
					Sample Name	24A-0054-BS	24A-0054-CS	24A-0055-AS	24A-0056-AS	24A-0056-BS	24A-0056-CS	24A-0057-AS	24A-0057-BS	24A-0057-CS	24A-0057-AD	24A-0058-AS	24A-0058-BS	24A-0058-CS	24A-0059-AS
					Sample Date	9/17/2024	9/17/2024	10/23/2024	9/25/2024	9/25/2024	9/25/2024	9/25/2024	9/25/2024	9/25/2024	9/25/2024	9/24/2024	9/24/2024	9/24/2024	9/25/2024
					Sample Type	N	N	N	N	N	N	N	N	N	FD	N	N	N	N
					Depth Interval	0.5 - 1 ft	1 - 1.9 ft	0 - 0.5 ft	0 - 0.5 ft	0.5 - 2.3 ft	2.3 - 3.1 ft	0 - 0.5 ft	0.5 - 2 ft	2 - 2.9 ft	0 - 0.5 ft	0 - 0.5 ft	0.5 - 2.2 ft	2.2 - 3.5 ft	0 - 0.5 ft
Analyte	Cas No.	Units	Human Health PAL	Ecological PAL															
Grain Size																			
%CLAY	%CLAY	%			0	0	0	1.5	0	0	0	0	0	0	0	0	0	0	0
%COARSE SAND >.5-1MM (USDA classification)	%COARSESAND	%			0.4	4.6	0	0	2.2	14.1	1.4	0.3	21.4	0	1.2	0.6	7.9	0	
%FINE SAND >.125-.25 mm (USDA classification)	%FINE SAND	%			32.4	6.5	53.6	13.9	18.5	8.3	40.3	29.8	12.4	35.3	25.8	46.0	35.0	39.2	
%MEDIUM SAND >.25-5 mm (USDA classification)	%MEDIUM SAND	%			3.8	6.3	8.2	1.7	7.8	47.2	4.5	6.6	31.9	4.2	35.4	7.2	12.8	7.7	
Gravel	GRAVEL	%			7.6	12.4	0	0	3.2	30.4	0.2	0	34.3	0	0	1.8	10.3	0	
Hydrometer, Reading 1, Percent Passing	HYD01	%			12.8	7.9	26.4	12.1	8.7	0	7.0	1.6	0	6.7	1.5	11.1	1.4	1.6	
Hydrometer, Reading 2, Percent Passing	HYD02	%			5.7	4.6	8.5	12.1	5.1	0	2.1	1.6	0	2.0	0	7.9	0	0	
Hydrometer, Reading 3, Percent Passing	HYD03	%			1	0	2.5	8.6	1.5	0	2.1	1.6	0	2.0	0	4.6	0	0	
Hydrometer, Reading 4, Percent Passing	HYD04	%			0	0	2.5	5.0	0	0	0	0	0	0	0	1.4	0	0	
Hydrometer, Reading 5, Percent Passing	HYD05	%			0	0	0	1.5	0	0	0	0	0	0	0	0	0	0	
Hydrometer, Reading 6, Percent Passing	HYD06	%			0	0	0	1.5	0	0	0	0	0	0	0	0	0	0	
Hydrometer, Reading 7, Percent Passing	HYD07	%			0	0	0	0	0	0	0	0	0	0	0	0	0	0	
Sand	308075-07-2	%			36.6	17.4	61.8	15.6	28.5	69.6	46.2	36.7	65.7	39.5	62.4	53.8	55.7	46.9	
SIEVE NO. 10, PERCENT PASSING (2.00 mm)	SIEVE10	%			92.0	83.0	100.0	100.0	94.6	55.5	98.4	99.7	44.3	100.0	98.8	97.6	81.8	100.0	
SIEVE NO. 40, PERCENT PASSING (0.425 mm)	SIEVE40	%			88.2	76.7	91.8	98.3	86.8	8.4	93.9	93.1	12.4	95.8	63.4	90.4	69.0	92.3	
SIEVE NO. 80, PERCENT PASSING	SIEVE80	%			67.5	71.8	67.2	95.7	78.8	0	83.3	84.4	0	88.4	53.8	67.1	55.2	77.9	
SIEVE, NO. 20, PERCENT PASSING (0.85 mm)	SIEVE20	%			90.7	78.4	98.7	98.5	91.1	37.4	95.3	96.6	27.4	97.5	73.4	94.2	75.5	95.6	
SIEVE, NO. 60, PERCENT PASSING	SIEVE60	%			84.7	73.8	78.9	97.6	82.7	0	91.1	89.0	2.7	93.6	58.4	81.4	62.9	87.6	
Sieve-U.S. Std. No. 100 (0.15mm)	SIEVEUS100	%			66.7	71.0	59.9	95.0	77.0	0	79.3	81.2	0	86.4	51.7	64.5	53.2	75.1	
Sieve-U.S. Std. No. 200 (0.075mm)	SIEVEUS200	%			55.8	70.2	38.2	84.4	68.3	0	53.6	63.3	0	60.5	37.6	44.4	34.0	53.1	
Sieve-U.S. Std. No. 4 (4.75mm)	SIEVEUS4	%			92.4	87.6	100.0	100.0	96.8	69.6	99.8	100.0	65.7	100.0	100.0	98.2	89.7	100.0	
Sieve-US Std. 0.375-inch (9.5 mm)	SIEVE0.375IN	%			100.0	93.9	100.0	100.0	100.0	81.9	100.0	100.0	90.3	100.0	100.0	100.0	95.7	100.0	
Sieve-US Std. 0.75-inch (19 mm)	SIEVE0.75IN	%			100.0	100.0	100.0	100.0	100.0	100.0	100.0	100.0	100.0	100.0	100.0	100.0	100.0	100.0	
Sieve-US Std. 1.5-inch (37.5 mm)	SIEVE1.5IN	%			100.0	100.0	100.0	100.0	100.0	100.0	100.0	100.0	100.0	100.0	100.0	100.0	100.0	100.0	
SIEVE-US std. 1-inch (25 mm)	SIEVE1INCH	%			100.0	100.0	100.0	100.0	100.0	100.0	100.0	100.0	100.0	100.0	100.0	100.0	100.0	100.0	
SIEVE-US std. 2-inch (50 mm)	SIEVE2INCH	%			100.0	100.0	100.0	100.0	100.0	100.0	100.0	100.0	100.0	100.0	100.0	100.0	100.0	100.0	
SILT	445	%			55.8	70.2	38.2	82.9	68.3	0	53.6	63.3	0	60.5	37.6	44.4	34.0	53.1	
PCDD/F																			
1,2,3,4,6,7,8-HpCDD	35822-46-9	pg/g	480	500	2860 JEB	4030 JEB	2450 J	3540 EB	3420 EB	251 EB	2930 EB	2950 EB	615	3070 EB	2110	2500	1890	2660	
1,2,3,4,6,7,8-HpCDF	67562-39-4	pg/g	480	50	2160 J	2550 J	1470 J	1120 J	1460 J	160 J	1030 J	2230 J	416	1140 J	1320	1220	1030	1540	
1,2,3,4,7,8,9-HpCDF	55673-89-7	pg/g	480	50	45.4 J	53.8 J	39.4	55.4	58.4	4.77 J	55.4 J	48.7	10.8	211 J	47.8	46.2	32.6	54.8	
1,2,3,4,7,8-HxCDD	39227-28-6	pg/g	48	1	24 J	30.9 J	18.8	24.3	33.5	2.15 JN	21.9	23.3	4.61 J	21.6	23.7	20.1	16.3	26.2	
1,2,3,4,7,8-HxCDF	70648-26-9	pg/g	48	5	72.6	77.1	57.4	82.9	52.1	4.69 J	78.5	59.3	11.3	120	78	80.7	39.2	90	
1,2,3,6,7,8-HxCDD	57653-85-7	pg/g	48	50	151 J	219 J	138	157	172	14.5	146	198	34.3	152	103	128	102	117	
1,2,3,6,7,8-HxCDF	57117-44-9	pg/g	48	5	44.3 J	49.8 J	38.5	39.4	33.9	3.64 J	37.2 J	37.5	7.42	62.8 J	44.6	40.8	24.2	52.6	
1,2,3,7,8,9-HxCDD	19408-74-3	pg/g	48	50	70.6 J	109 J	63	69.8	91.3	7.05	61	92	15.9	68.6	59.4	58.1	53.3	74.6	
1,2,3,7,8,9-HxCDF	72918-21-9	pg/g	48	5	< 1.33 U	< 1.1 U	< 0.525 U	< 2.03 U	< 2.28 U	< 0.722 U	< 2.1 U	< 2.34 U	< 0.898 U	< 1.89 U	< 1.49 U	< 1.29 U	< 1.4 U	< 1.75 U	
1,2,3,7,8-PeCDD	40321-76-4	pg/g	4.8	0.5	11.9 J	14.6 J	9.54	14 J	16.4 J	0.899 JN	10.5 J	12.7 J	2.28 JN	11.8 J	10.5 J	9.38 J	8.21 J	11.6 J	
1,2,3,7,8-PeCDF	57117-41-6	pg/g	160	10	17.6 J	17.1 J	10.2	16.6	12.3	0.993 J	14.1 J	11.6	2.45 J	34.6 J	9.22	12	8.07	9.93	
2,3,4,6,7,8-HxCDF	60851-34-5	pg/g	48	5	56.3 J	60.8 J	41.6	49.8	47.1	4.34 J	48.8	51.1	9.56	55.7	40.3	43.8	28.2	47.7	
2,3,4,7,8-PeCDF	57117-31-4	pg/g	16	1	105 J	94.8 J	64 J	110 J	73.7 J	5.67 J	88.7 J	76.1 J	12.6 J	97.9 J	35.1	58.8	48.3 J	38.1 J	
2,3,7,8-TCDD	1746-01-6	pg/g	4.8	0.5	5.82 J	5.51 J	3.85 J	10.9 J	8.02 J	0.387 JN	6.63 J	6.64 J	1.06 JN	8.36 J	2.51 J	3.14 JN	4.32 JN	2.61 J	
2,3,7,8-TCDF	51207-31-9	pg/g	48	10	67.2	47.3	39.5	41	42.4	3.65	29	39.4	7.32	33	15.7	24.8	20.9	16.2	
OCDD	3268-87-9	pg/g	16000	5000	26700 JEB	28900 JEB	19700 J	38100 JEB	28500 JEB	2100 EB	27400 JEB	19800 EB	4560 EB	29600 JEB	14800 EB	18800 EB	14900 EB	21000 JEB	
OCDF	39001-02-0	pg/g	16000	5000	1600 J	2310 J	1330 J	1550	2000	148	1310	1520	442	1860	1460	1370	1100	1840	
Total HpCDD	RA_Total_HpCDD	pg/g			5290	7380	4550	6800	6460	494	5460	5330	1114	5820	3760	4390	3520	5130	
Total HpCDF	RA_Total_HpCDF	pg/g			4407.2	5358.8	3099.4	2880.6	3498.3	343.5	2488.1	4459.8	934.22	2906.2	2497.7	2591.1	2297.5	3019.1	
Total HxCDD	RA_Total_HxCDD	pg/g	100		958.22	1384.02	878.37	890.71	1081.8	93.289	831.48	1255.02	210.11	874.22	673.95	726.77	661.5	792.53	
Total HxCDF	RA_Total_HxCDF	pg/g			1523.12	1728.15	1114.65	1076.37	1146.13	111.67	1019.85	1481.3	268.822	1214.56	909.12	952.13	737.05	1075.1	
Total PeCDD	RA_Total_PeCDD	pg/g			124	158.31	108.66	129.9	137.58	11.234	113.32	154.18	24.444	118.54	90.48	95.88	83.95	95.94	
Total PeCDF	RA_Total_PeCDF	pg/g			836.69	822.73	537.45	709.26	545.13	44.453	626.116	583.98	106.957	714.18	370.467	518.96	358.131	414.481	
Total TCDD	RA_Total_TCDD	pg/g			42.731	46.647	37.37	90.91	65.704	2.746	69.595	51.876	6.311	73.055	31.516	37.208	30.718	31.609	
Total TCDF	RA_Total_TCDF	pg/g			1055.81	548.39	420.97	885.88	584.84	32.969	774.855	438.66	74.013	823.53	244.31	440.37	300.78	258.35	
Total PCDD/F TEQ (Bird)	RA-TEQ-B-DF	pg/g			246.514	230.514	159.927	223.794	189.239	15.0533	178	191.004	33.8797	207.556	106.591	139.124	112.978	119.365	
Total PCDD/F TEQ (Fish)	RA-TEQ-F-DF	pg/g			133.74	141.419	92.682	133.667	118.352	9.03415	109.76	117.149	21.1467	129.072	78.984	89.38	71.1075	89.5045	
Total PCDD/F TEQ (Mammal)	RA-TEQ-M-DF	pg/g			157.492	184.154	118.479	163.867	152.663	11.85089	135.17	151.261	28.1531	155.586	99.9426	113.863	89.9981	117.7679	
PCB Congeners																			
PCB-001	2051-60-7	ng/g	230	14	15.8	15.4	980 J	33.9	11.4	0.846	69 J	7.43	2.7	85.4 J	54.8 J	30.6	173 J	38.9	
PCB-002	2051-61-8	ng/g	230	14	7.75 EB	8.19 EB	45.6 J	5.02 EB	7.36 EB	< 0.0479 U	3.72 EB	3.13 EB	< 0.0447 UJ	4.42 EB	0.748 J	0.809 J	13.8 J	< 0.0478 UJ	
PCB-003	2051-62-9	ng/g	230	14	19.5 J	13.2 J	345 J	21.9	14	0.489	49.9 J	5.53	2.07	58.7 J	20.2	13.7	73.2 J	18.7	
PCB-004/010	PCB-4/10	ng/g	230	14	570 J	362 J	3320 J	318 J	419 J	15.9	357 J	305 J	49.4 J	453 J	114 J	196 J	2960 J	76.5 J	
PCB-005/008	PCB-5/8	ng/g	230	14	243 J	175 J	1150 J	291 J	336 J	31.9	369 J	246 J	82.7 J	429 J	126 J	195 J	1800 J	87.4 J	
PCB-006	25569-80-6	ng/g	230	14	339 J	253 J	644 J	169 J	503 J	46.9 J	149 J	347 J	113 J	166 J	16.6	37.7	769 J	18	
PCB-007/009	PCB-7/9	ng/g	230	14	15.6	13 J+	198 J	13.4	19.8	2.09	14.3	14.1	5.1 J	17.8	2.96 J	5.26 J	61.1 J	3.14 J	
PCB-011	2050-67-1	ng/g	230	14	16.5 J	6.64 J	34.7 J	86.5 J	25.5	1.59	72.2 J	13	4.46	73.7 J	3.22	9.99	48.3 J	4.36	
PCB-012/013	PCB-12/13	ng/g	230	14	66.4 J	24 J	175 J	295 J	86 J	3.39	256 J	46.8 J	13.7	254 J	9.03	37.9	180 J	13.5	
PCB-014	34883-41-5	ng/g	230	14	< 0.0222 U	< 0.0213 U	< 0.0434 U	< 0.0443 U	< 0.043 U	< 0.0443 U	< 0.0445 U	< 0.0443 U	< 0.0414 U	< 0.0412 U	< 0.0434 U	< 0.0441 U	< 0.0428 U	< 0.0442 U	
PCB-015	2050-68-2	ng/g	230	14	1560 J	453 J	1510 J	1510 J	379 J	11.3	2220 J	247 J	63.4 J	2530 J	62.7 J	310 J	1070 J	96.3 J	
PCB-016/032	PCB-16/32	ng/g	230	14	2730 J	1220 J	2990 J	5880 J	1790 J	69.4 J	4410 J	1070 J	217 J	5020 J	47.2 J	656 J	2260 J	49.3 J	

Table 28
Phase 2 Reach Sediment Analytical Results
Phase 2 Data Evaluation Summary Memorandum
Lower Neponset River
Boston and Milton, Massachusetts

					Location	24A-0054	24A-0054	24A-0055	24A-0056	24A-0056	24A-0056	24A-0057	24A-0057	24A-0057	24A-0057	24A-0058	24A-0058	24A-0058	24A-0059
					Sample Name	24A-0054-BS	24A-0054-CS	24A-0055-AS	24A-0056-AS	24A-0056-BS	24A-0056-CS	24A-0057-AS	24A-0057-BS	24A-0057-CS	24A-0057-AD	24A-0058-AS	24A-0058-BS	24A-0058-CS	24A-0059-AS
					Sample Date	9/17/2024	9/17/2024	10/23/2024	9/25/2024	9/25/2024	9/25/2024	9/25/2024	9/25/2024	9/25/2024	9/25/2024	9/24/2024	9/24/2024	9/24/2024	9/25/2024
					Sample Type	N	N	N	N	N	N	N	N	N	FD	N	N	N	N
					Depth Interval	0.5 - 1 ft	1 - 1.9 ft	0 - 0.5 ft	0 - 0.5 ft	0.5 - 2.3 ft	2.3 - 3.1 ft	0 - 0.5 ft	0.5 - 2 ft	2 - 2.9 ft	0 - 0.5 ft	0 - 0.5 ft	0.5 - 2.2 ft	2.2 - 3.5 ft	0 - 0.5 ft
Analyte	Cas No.	Units	Human Health PAL	Ecological PAL															
PCB-017	37680-66-3	ng/g	230	14	1720 J	769 J	1840 J	4060 J	1150 J	42.8 J	2660 J	659 J	138 JEB	3060 J	38.7 JEB	306 JEB	2100 JEB	34.2 JEB
PCB-018	37680-65-2	ng/g	230	14	3520 J	1660 J	2740 JEB	4580 J	2430 J	90.2 J	1980 J	1430 J	252 JEB	2310 J	15.5 JEB	171 JEB	1450 JEB	19.3 JEB
PCB-019	38444-73-4	ng/g	230	14	590 J	257 J	944 J	1570 J	367 J	11.2	1470 J	254 J	44.9 J	1720 J	24.7	218 J	932 J	26.5
PCB-020/021/033	PCB-20/21/33	ng/g	230	14	741 J	361 J	219 J	832 J	554 J	25.9	406 J	321 J	84.9 J	459 J	9.36 J	102 J	347 J	11 J
PCB-022	38444-85-8	ng/g	230	14	928 J	443 J	515 J	1870 J	658 J	24.6	1090 J	389 J	76 J	1190 J	7.02 J	188 J	502 J	9.45 J
PCB-023/034	PCB-23/34	ng/g	230	14	57.8 J	27.6 J	43.5 J	79.9 J	39.4 J	1.38	47.6 J	22.3	3.81	55.4 J	0.865	6.86	45.8 J	1.13
PCB-024/027	PCB-24/27	ng/g	230	14	284 J	116 J	324 J	940 J	175 J	5.96	844 J	101 J	24.9	965 J	15.5	125 J	455 J	17.9
PCB-025	55712-37-3	ng/g	230	14	1700 J	804 J	824 J	3100 J	1370 J	42.8 J	1440 J	665 J	125 J	1700 J	15.4 J	179 J	1260 J	18.6 J
PCB-026	38444-81-4	ng/g	230	14	2660 J	1270 J	1740 JEB	4880 J	2130 J	69.5 J	2510 J	1080 J	200 J	2930 J	23.1 J	332 J	1890 J	26.9 J
PCB-028	7012-37-5	ng/g	230	14	3470 J	1620 J	999 JEB	9980 J	2960 J	118 J	5110 J	1500 J	332 J	5640 J	51.5 J	1120 J	1390 J	58.8 J
PCB-029	15862-07-4	ng/g	230	14	2.02	< 0.0279 U	< 0.0568 U	1.31	< 0.0563 U	< 0.058 U	0.721	< 0.0581 U	< 0.0542 UJ	0.976	< 0.0568 UJ	< 0.0577 UJ	< 0.056 UJ	< 0.0579 UJ
PCB-030	35693-92-6	ng/g	230	14	1.74	0.874	1.22	4.32	1.26	< 0.0579 U	3.07	0.65	< 0.054 U	3.51	< 0.0566 U	0.706	1.35	< 0.0577 U
PCB-031	16606-02-3	ng/g	230	14	4310 J	2000 J	3420 J	5690 J	3050 J	111 J	2090 J	1660 J	303 J	2590 J	50.1 J	362 J	2890 J	60.4 J
PCB-035	37680-69-6	ng/g	230	14	21.8 J	< 0.0261 UJ	10.8 J+	24.7 J+	19.3 J+	0.976 J+	13.8 J+	10.3 J+	< 0.0506 UJ	16.7 J+	< 0.0531 UJ	10.1 J	47.9 J	< 0.0541 UJ
PCB-036	38444-87-0	ng/g	230	14	< 0.0215 U	< 0.0207 U	< 0.042 U	< 0.0429 U	< 0.0416 U	< 0.0429 U	< 0.0431 U	< 0.0429 U	< 0.0401 U	< 0.0399 U	< 0.042 U	< 0.0427 U	< 0.0414 U	< 0.0428 U
PCB-037	38444-90-5	ng/g	230	14	683 J	376 J	448 J	868 J	390 J	17.1	640 J	229 J	44.3 J	685 J	12.7 J	217 J	205 J	13.6 J
PCB-038	53555-66-1	ng/g	230	14	< 0.0322 U	< 0.031 U	< 0.063 U	< 0.0644 U	< 0.0624 U	< 0.0644 U	< 0.0647 U	< 0.0644 U	< 0.0601 U	< 0.0599 U	< 0.063 U	< 0.0641 U	< 0.0622 U	< 0.0642 U
PCB-039	38444-88-1	ng/g	230	14	12.4 J	6.22 J	10.1	33.9	9.73	< 0.0415 U	25.6	6.41	< 0.0388 U	28.5	1.11	3.21	12.2	0.831
PCB-040	38444-93-8	ng/g	230	14	395 J	201 J	31.9 J	952 J	331 J	13.2	541 J	156 J	39.1 J	568 J	4.03 J	104 J	208 J	4.56 J
PCB-041/064	PCB-41/64	ng/g	230	14	1080 J	721 J	149 J	2600 J	878 J	36.1	1770 J	487 J	117 J	1960 J	43.1 J	496 J	766 J	41.1 J
PCB-042	36559-22-5	ng/g	230	14	1150 J	547 J	424 J	2330 J	853 J	30.4	1520 J	456 J	93.8 J	1600 J	20.1 J	290 J	540 J	19.7 J
PCB-043/049	PCB-43/49	ng/g	230	14	3600 J	1700 J	2430 JEB	7440 J	2550 J	93.8 J	5000 J	1450 J	289 JEB	5320 J	136 JEB	947 JEB	1790 JEB	137 JEB
PCB-044	41464-39-5	ng/g	230	14	2750 J	1400 J	501 JEB	6020 J	2200 J	88.7 J	3450 J	1120 J	260 JEB	3650 J	36.3 JEB	730 JEB	1330 JEB	36.7 JEB
PCB-045	70362-45-7	ng/g	230	14	356 J	196 J	28.2 J	1150 J	331 J	13.2	771 J	148 J	42.7 J	812 J	5.24 J	159 J	283 J	5.74 J
PCB-046	41464-47-5	ng/g	230	14	270 J	130 J	135 J	433 J	177 J	7.6	246 J	110 J	21.7 J	259 J	1.68 J	46.3 J	94.2 J	2.48 J
PCB-047/048/075	PCB-47/48/75	ng/g	230	14	1660 J	775 J	1120 J	3450 J	1100 J	46.2 J	2700 J	637 J	140 J	2880 J	153 J	676 J	1010 J	128 J
PCB-050	62796-65-0	ng/g	230	14	15	7.08	12.5	39.2	9.94	0.431	31.9	5.16	1.33	33.9	0.665	4.26	13	0.729
PCB-051	68194-04-7	ng/g	230	14	279 J	127 J	375 J	613 J	169 J	6.62	514 J	110 J	22	550 J	8.05	84.2 J	212 J	9.3
PCB-052/073	PCB-52/73	ng/g	230	14	3910 J	1870 J	2250 JEB	7590 J	2810 J	107 J	4710 J	1560 J	314 J	5020 J	116 J	1060 J	1770 J	101 J
PCB-053	41464-41-9	ng/g	230	14	792 J	366 J	753 J	1500 J	487 J	17.9	1050 J	306 J	58.7 J	1110 J	16.8	209 J	394 J	18.8
PCB-054	15968-05-5	ng/g	230	14	21.4 J	9.81 J	37.8 J	42.1 J	11.6	0.427	35.2	8.18	1.32	40 J	0.927	7.1	17.2	1.23
PCB-055	74338-24-2	ng/g	230	14	7.8 J	9.16 J	< 0.0774 U	22.9	7.85	< 0.0791 U	11.7	4.52	1.25 J	12.2	< 0.0774 UJ	7.78 J	8.95 J	< 0.0789 UJ
PCB-056/060	PCB-56/60	ng/g	230	14	455 J	291 J	70.9 J	450 J	240 J	14.6	310 J	174 J	38.4 J	325 J	21.7 J	309 J	111 J	24.8 J
PCB-057	70424-67-8	ng/g	230	14	26.7 J	18.6	11.7	123 J	28.2	0.847	78.2 J	14.7	3.16	83.7 J	1.27	12.2	27.1	1.4
PCB-058	41464-49-7	ng/g	230	14	7.37 J	3.09 J	< 0.0521 U	10.3	6.44	< 0.0533 U	6.46	3.75	1.18	7.3	0.479	2.58	4.19	0.53
PCB-059	74472-33-6	ng/g	230	14	104 J	72.4 J	12.7 J	433 J	90.7 J	4.67	298 J	60 J	14.1	322 J	2.8	79.7 J	95.5 J	3.16
PCB-061/074	PCB-61/74	ng/g	230	14	921 J	616 J	395 J	877 J	610 J	37.1	567 J	432 J	91.3 J	617 J	21.2 J	302 J	324 J	24.7 J
PCB-062	54230-22-7	ng/g	230	14	< 0.024 U	< 0.0232 U	< 0.0471 U	< 0.0481 U	< 0.0466 U	< 0.0481 U	< 0.0483 U	< 0.0481 U	< 0.0449 U	< 0.0447 U	< 0.0471 U	< 0.0478 U	< 0.0464 U	< 0.048 U
PCB-063	74472-34-7	ng/g	230	14	120 J	68.9 J	49.8 J	332 J	90.5 J	3.55	228 J	54.8 J	11.7	247 J	7.72	48 J	84.8 J	7.65
PCB-065	33284-54-7	ng/g	230	14	< 0.0336 U	< 0.0323 U	< 0.0657 U	3.48	< 0.0651 U	< 0.0672 U	2.53	< 0.0672 U	< 0.0627 UJ	2.25	< 0.0657 UJ	< 0.0668 UJ	< 0.0649 UJ	< 0.067 UJ
PCB-066/080	PCB-66/80	ng/g	230	14	1330 J	817 J	721 JEB	936 J	778 J	52.5 J	687 J	632 J	127 J	735 J	55.9 J	586 J	260 J	63.8 J
PCB-067	73575-53-8	ng/g	230	14	58.3 J	39.7 J	12.6	69.4 J	52.6 J	2.43	40.5 J	29.2	6.75 J	44.8 J	1.18 J	20.9 J	27.4 J	1.38 J
PCB-068	73575-52-7	ng/g	230	14	11.5	25.6 J	29.4 J	53.9 J	28.2	1.8	43.2 J	12.4	5.18	48.7 J	5.99	12.4	26.9	4.99
PCB-069	60233-24-1	ng/g	230	14	4.67 J	< 0.0256 UJ	4.75	15.9	3.71	< 0.0533 U	13.9	1.85	0.494	15.1	< 0.0521 U	3.05	5.15	< 0.0531 U
PCB-070	32598-11-1	ng/g	230	14	1190 J	742 J	473 J	675 J	643 J	46.3 J	554 J	519 J	112 J	587 J	62.1 J	558 J	170 J	61.8 J
PCB-071	41464-46-4	ng/g	230	14	901 J	536 J	688 J	1700 J	622 J	28.7	1170 J	420 J	82.9 J	1260 J	18.8	273 J	477 J	17.2
PCB-072	41464-42-0	ng/g	230	14	34.8 J	3.84 J	31.3 J	89.3 J	27.4	1.15	66 J	16.4	3.34	72.2 J	6.75	16.5	28.6	5.74
PCB-076	70362-48-0	ng/g	230	14	< 0.0393 U	< 0.0379 U	< 0.077 U	< 0.0787 U	< 0.0763 U	< 0.0787 U	< 0.0791 U	< 0.0787 U	< 0.0735 U	< 0.0732 U	< 0.077 U	< 0.0783 U	< 0.076 U	< 0.0785 U
PCB-077	32598-13-3	ng/g	38	14	118 J	51.2 J	56.1 J	241 J	90.1 J	6.07 J+	158 J	60.3 J	13.3 J	143 J	12.2 J	81.9 J	44.1 J	12.9 J
PCB-078	70362-49-1	ng/g	230	14	4.85	< 0.0394 U	< 0.0801 U	< 0.0819 U	< 0.0794 U	< 0.0819 U	< 0.0823 U	< 0.0819 U	< 0.0764 U	< 0.0762 U	< 0.0801 U	< 0.0815 U	< 0.0791 U	< 0.0816 U
PCB-079	41464-48-6	ng/g	230	14	< 0.023 U	< 0.0221 U	< 0.0449 U	< 0.0459 U	< 0.0445 U	< 0.0459 U	< 0.0461 U	< 0.0459 U	< 0.0429 U	< 0.0427 U	< 0.0449 U	< 0.0457 U	< 0.0443 U	< 0.0458 U
PCB-081	70362-50-4	ng/g	12	14	11.8 J+	9.36 J+	5.94 J+	23 J+	11.5 J+	< 0.0728 U	13.6 J+	9.63 J+	< 0.0679 UJ	12.4 J+	1.39 J	7.49 J	6.88 J	1.65 J
PCB-082	52663-62-4	ng/g	230	14	154 J	89.8 J	23.1	257 J	103 J	4.92	144 J	58.9 J	13 J	160 J	8.28 J	62.7 J	65.8 J	7.56 J
PCB-083/109	PCB-83/109	ng/g	230	14	74.9 J	39.6 J	15.7 J	164 J	53.9 J	2.05	98.9 J	28.2	6.17	109 J	5.76	31.9	38.8 J	4.86
PCB-084	52663-60-2	ng/g	230	14	354 J	193 J	54.6 J	667 J	262 J	10.1	381 J	136 J	30.9	423 J	15.4	128 J	176 J	13.4
PCB-085/120	PCB-85/120	ng/g	230	14	219 J	145 J	46.1 J	355 J	165 J	8.7	222 J	99.8 J	22.4	244 J	24.2	124 J	112 J	24.3
PCB-086/097	PCB-86/97	ng/g	230	14	335 J	187 J	66.5 J	368 J	211 J	9.66	212 J	125 J	26.9 J	236 J	22 J	132 J	99 J	20.1 J
PCB-087/115/116	PCB-87/115/116	ng/g	230	14	429 J	257 J	91.4 J	681 J	273 J	12.7	409 J	162 J	34.7	461 J	41.8 J	209 J	175 J	40 J
PCB-088/121	PCB-88/121	ng/g	230	14	3.82	2.26	1.08	7.43	2.53	< 0.159 U	4.95	1.55	0.393 J	5.33	0.476 J	2.06 J	1.75 J	< 0.158 UJ
PCB-089/090/101	PCB-89/90/101	ng/g	230	14	775 J	445 J	203 J	951 J	505 J	24	592 J	298 J	62.8 J	670 J	87.5 J	370 J	264 J	83.5 J
PCB-091	68194-05-8	ng/g	230	14	272 J	145 J	85.8 J	560 J	190 J	7.39	368 J	104 J	22.5	408 J	28	114 J	157 J	26.5
PCB-092	52663-61-3	ng/g	230	14	189 J	97.4 J	75.1 J	421 J	135 J	4.91	272 J	74 J	15.7	301 J	28.1	90.6 J	107 J	25.3
PCB-093/095	PCB-93/95	ng/g	230	14	783 J	428 J	105 J	1570 J	594 J	24	951 J	306 J	70.7 J	1050 J	62.3 J	357 J	429 J	56.8 J
PCB-094	73575-55-0	ng/g	230	14	17.1 J	8.67 J	8.83	41 J	11	0.534	29.6	6.56	1.48	32.8	2.42	8.08	12.3	2
PCB-096	73575-54-9	ng/g	230	14	26.9 J	15.4 J	4.66	55.6 J	20.5	0.759	32.7	10.7	2.6	35.6	1.13	9.16	17.5	0.909
PCB-098/102	PCB-98/102	ng/g	230	14	96.2 J	52.6 J	28.4 J	193 J	67.8 J	3.07	129 J	37.4	8.32	142 J	5.16	37.5	55.7 J	4.73
PCB-099	38380-01-7	ng/g	230	14	531 J	287 J	165 J	646 J	337 J	15.8	394 J	193 J	41.1 J	443 J	57.6 J	237 J	179 J	55.5 J
PCB-100	39485-83-1	ng/g	230	14	9.8 J	4.49 J	13	22.9	6.23	< 0.058 U	17.2	3.99	0.834	19	3.08	5.08	7.27	2.97
PCB-103	60145-21-3	ng/g	230	14	15.7 J	7.82 J	13.4	33.7	10.6	0.39	24	6.3	1.27	26.1	2.71	6.35	9.87	2.81
PCB-104	56558-16-8	ng/g	230	14	0.625 J	0.337 J	1.41	1.01	0.339	< 0.0449 U	0.725	0.317	< 0.0419 U	0.823	0.175 J	0.209	0.47	< 0.0448 U

Table 28
Phase 2 Reach Sediment Analytical Results
Phase 2 Data Evaluation Summary Memorandum
Lower Neponset River
Boston and Milton, Massachusetts

					Location	24A-0054	24A-0054	24A-0055	24A-0056	24A-0056	24A-0056	24A-0057	24A-0057	24A-0057	24A-0057	24A-0058	24A-0058	24A-0058	24A-0059
					Sample Name	24A-0054-BS	24A-0054-CS	24A-0055-AS	24A-0056-AS	24A-0056-BS	24A-0056-CS	24A-0057-AS	24A-0057-BS	24A-0057-CS	24A-0057-AD	24A-0058-AS	24A-0058-BS	24A-0058-CS	24A-0059-AS
					Sample Date	9/17/2024	9/17/2024	10/23/2024	9/25/2024	9/25/2024	9/25/2024	9/25/2024	9/25/2024	9/25/2024	9/25/2024	9/24/2024	9/24/2024	9/24/2024	9/25/2024
					Sample Type	N	N	N	N	N	N	N	N	N	FD	N	N	N	N
					Depth Interval	0.5 - 1 ft	1 - 1.9 ft	0 - 0.5 ft	0 - 0.5 ft	0.5 - 2.3 ft	2.3 - 3.1 ft	0 - 0.5 ft	0.5 - 2 ft	2 - 2.9 ft	0 - 0.5 ft	0 - 0.5 ft	0.5 - 2.2 ft	2.2 - 3.5 ft	0 - 0.5 ft
Analyte	Cas No.	Units	Human Health PAL	Ecological PAL															
PCB-105/127	PCB-105/127	ng/g	120	14	258 J	196 J	63.2 J	388 J	153 J	8.35	211 J	0.869	22.9	254 J	27.3	161 J	93.2 J	28.8
PCB-106/118	PCB-106/118	ng/g	120	14	748 J	466 J	228 J	797 J	451 J	22.7	471 J	281 J	57.8 J	555 J	80 J	346 J	202 J	80.7 J
PCB-107/108	PCB-107/108	ng/g	230	14	70.3 J	40.4 J	19.9 J	92.3 J	43.2 J	2.02	52.5 J	25.6	5.31	61 J	8.31	31.4	22.6	7.58
PCB-110	38380-03-9	ng/g	230	14	1230 J	748 J	254 JEB	2380 J	901 J	36.5	1410 J	480 J	105 JEB	1600 J	136 JEB	557 JEB	615 JEB	131 JEB
PCB-111/117	PCB-111/117	ng/g	230	14	< 0.143 U	< 0.138 U	< 0.28 U	< 0.286 U	< 0.278 U	< 0.286 U	< 0.288 U	< 0.286 U	< 0.267 U	< 0.266 U	< 0.28 U	< 0.285 U	< 0.276 U	< 0.285 U
PCB-112	74472-36-9	ng/g	230	14	6.09	3.84	1.04	12.7	3.25	< 0.0579 U	8.37	1.86	0.566	9.44	0.766	2.63	3.25	0.788
PCB-113	68194-10-5	ng/g	230	14	6.32 J	3.82 J	1.09	23.8	6.31	< 0.0479 U	15.2	3.11	0.748	16.9	1.03	3.24	6.1	1.29
PCB-114	74472-37-0	ng/g	120	14	23 J	15.8	4.47	31.6	< 0.0723 U	0.679	18.7	8.18	1.82	22	2.18	12	7.49	2.92
PCB-119	56558-17-9	ng/g	230	14	44.3 J	25.4 J	25.8 J	91.5 J	29.9	1.13	52.5 J	17	3.43	62.2 J	7.14	18.9	22.3	6.91
PCB-122	76842-07-4	ng/g	230	14	11.4 J	6.13 J	3.09	11.5	7.5	< 0.0823 U	6.61	3.83	< 0.0768 U	8.1	1.11	6.07	2.31	1.11
PCB-123	65510-44-3	ng/g	120	14	22.9 J	16 J+	8 J+	27.9 J+	12.5 J+	0.801 J+	17.3 J+	9.64 J+	2.07 J+	21.1 J+	3.38 J+	13 J+	7.19 J+	3.7 J+
PCB-124	70424-70-3	ng/g	230	14	19.9 J	14.1	7.84	23.2	10.8	0.663	14.3	7.83	1.36	17.4	3.25	13.7	5.06	2.72
PCB-125	74472-39-2	ng/g	230	14	7 J	3.84 J	4.86	3.22	4.56	< 0.0437 U	2.14	4.23	0.596 J	2.49	0.66 J	3.53 J	1.93 J	0.671 J
PCB-126	57465-28-8	ng/g	0.036	14	6.11 J+	< 0.0247 U	< 0.0502 U	8.33 J+	< 0.0497 U	< 0.0513 U	6.21 J+	< 0.0513 U	< 0.0479 U	< 0.0477 U	< 0.0502 U	3.64 J+	< 0.0495 U	< 0.0511 U
PCB-128	38380-07-3	ng/g	230	14	62.6 J	40.1 J	27.6 J	121 J	< 0.0686 U	2.2	75 J	28	5.52	90.3 J	19.7	51.3 J	30.2	20.1
PCB-129	55215-18-4	ng/g	230	14	15.2 J	10.2 J	5.36	24.1	9.6	0.689	15.4	6.54	1.67	18.3	3.76	12.4	4.6	4.21
PCB-130	52663-66-8	ng/g	230	14	23.2 J	15.4 J	9.58	51.8 J	17.3	0.86	33	9.87	2.42	39.6 J	6.62	17.9	13	6.32
PCB-131/142	PCB-131/142	ng/g	230	14	5.67	3.53	1.58	9.99 J	3.51 J	< 0.0217 UJ	5.94 J	2.22 J	0.544	7.42 J	1.37	3.67	2.1	1.32
PCB-132/168	PCB-132/168	ng/g	230	14	402 J	238 J	40 J	244 J	81.6 J	3.69	149 J	170 J	10.3	178 J	30.2	85.8 J	58.4 J	29.8
PCB-133	35694-04-3	ng/g	230	14	5.56 J	3.24 J	3.58	14.6	3.88	< 0.104 U	10.1	2.48	0.604	11.8	2.07	3.97	4.07	2.09
PCB-134	52704-70-8	ng/g	230	14	18.7 J	9.25 J	6.18	40.2 J	13	0.579	26.3	7.97	1.57	30.8	4.85	13.3	10.3	4.65
PCB-135/144	PCB-135/144	ng/g	230	14	51.5 J	30 J	17.7	112 J	38.2	1.66	75.9 J	22.2	4.5	88.5 J	13	35.5	29.8	12.8
PCB-136	38411-22-2	ng/g	230	14	43 J	25.3 J	13	85.9 J	31.5	1.32	56.4 J	18.5	3.81	65.7 J	8.81	27.3	22.5	8.77
PCB-137	35694-06-5	ng/g	230	14	19.9 J	12.3 J	9.32	34.1	13.2	0.73	23.6	8.33	1.71	26.9	6.04	17.1	7.81	5.85
PCB-138/163/164	PCB-138/163/164	ng/g	230	14	319 J	189 J	128 J	579 J	209 J	10	383 J	125 J	27.1	447 J	104 J	254 J	156 J	105 J
PCB-139/149	PCB-139/149	ng/g	230	14	227 J	134 J	84.1 J	463 J	166 J	7	300 J	98.3 J	19.9	363 J	60.2 J	158 J	118 J	58.9 J
PCB-140	59291-64-4	ng/g	230	14	2.48	1.66	1.12	5.43	1.8	< 0.0636 U	4.07	1.18	0.21	4.19	0.793	1.82	1.46	0.736
PCB-141	52712-04-6	ng/g	230	14	46.6 J	26.7 J	18.4 J	74.9 J	30	1.74	48.6 J	19.7	4.06	64.2 J	13.1	37.7	17.2	12.9
PCB-143	68194-15-0	ng/g	230	14	1.84	< 0.0308 U	< 0.0626 U	2.35	0.752	< 0.064 U	1.52	0.665	< 0.0597 U	1.39	0.393	1.18	1.12	0.586
PCB-145	74472-40-5	ng/g	230	14	0.407	0.321	< 0.0782 U	0.785	0.35	< 0.0799 U	0.628	< 0.0799 U	< 0.0746 U	0.548	< 0.0782 U	0.249	0.224	< 0.0797 U
PCB-146	51908-16-8	ng/g	230	14	38 J	< 0.0275 UJ	17.2 J	74.8 J	< 0.0553 U	1.26	48.9 J	15.7	3.6	58.5 J	11.6	26.8	20.1	11.6
PCB-147	68194-13-8	ng/g	230	14	9.57 J	5.33 J	9.16	25.7	6.26	0.369	20.4	4.13	0.821	22.2	4.79	7.63	7.89	4.94
PCB-148	74472-41-6	ng/g	230	14	0.777	< 0.0332 U	0.775	1.79 J	0.545 J	< 0.069 UJ	1.39 J	0.42 J	< 0.0644 U	1.34 J	0.361	0.491	0.637	0.401
PCB-150	68194-08-1	ng/g	230	14	0.593 J	0.321 J	0.545	1.91	0.424	< 0.0791 U	1.55	0.266	< 0.0738 U	1.65	0.332	0.486	0.646	0.296
PCB-151	52663-63-5	ng/g	230	14	57.3 J	32.8 J	22 J	118 J	40.8 J	1.72	79.8 J	24	5.13	97.4 J	14.9	36.4	32.8	14.7
PCB-152	68194-09-2	ng/g	230	14	0.976	0.576	0.772	2.59	0.701	< 0.0875 U	1.97	0.467	< 0.0816 U	2.26	0.333	0.664	0.826	0.391
PCB-153	35065-27-1	ng/g	230	14	< 0.0222 UJ	< 0.0213 UJ	95.1 J	342 J	144 J	6.57	226 J	< 0.0443 U	17.8	293 J	66 J	160 J	88.2 J	65.3 J
PCB-154	60145-22-4	ng/g	230	14	5.35 J	2.77 J	3.9	13.4	3.96	< 0.0505 U	9.96	2.25	0.518	11.1	2.25	3.77	4.34	2.49
PCB-155	33979-03-2	ng/g	230	14	< 0.0213 U	< 0.0205 U	< 0.0416 U	< 0.0425 U	< 0.0412 U	< 0.0425 U	< 0.0427 U	< 0.0425 U	< 0.0397 U	< 0.0396 U	< 0.0416 U	< 0.0423 U	< 0.0411 U	< 0.0424 U
PCB-156	38380-08-4	ng/g	120	14	31.4 J	18.2 J	13.2	61.6 J	21	1.01	41.6 J	12.3	3.12	48.2 J	9.47	26.7	14.3	9.28
PCB-157	69782-90-7	ng/g	120	14	8.59 J	5.73 J	3.74 J+	16.7 J	6.18 J	< 0.059 UJ	10.4 J	2.68 J	0.614 J+	14.7 J	2.98 J+	7.74 J+	3.7 J+	3.06 J+
PCB-158/160	PCB-158/160	ng/g	230	14	29.5 J	24 J	11.3 J	60 J	167 J	0.845	37.5	101 J	2.59	48.3 J	9.45	25.9	13.6	9.08
PCB-159	39635-35-3	ng/g	230	14	1.43	< 0.0338 U	< 0.0687 U	3.61	< 0.068 U	< 0.0702 U	3.12	< 0.0702 U	< 0.0655 UJ	4.26	0.607 J	1.29 J	0.899 J	< 0.0699 UJ
PCB-161	74472-43-8	ng/g	230	14	< 0.0331 U	19.8 J	< 0.0648 U	< 0.0662 U	24.2	< 0.0662 U	< 0.0665 U	< 0.0662 U	< 0.0618 U	< 0.0616 U	< 0.0648 U	< 0.0658 U	< 0.0639 U	< 0.066 U
PCB-162	39635-34-2	ng/g	230	14	< 0.0339 U	< 0.0326 U	< 0.0663 U	3.45	< 0.0657 U	< 0.0678 U	< 0.0681 U	< 0.0678 U	< 0.0633 U	3.35	0.553	1.25	< 0.0654 U	< 0.0676 U
PCB-165	74472-46-1	ng/g	230	14	< 0.0474 U	< 0.0456 U	< 0.0928 U	1.66	< 0.0919 U	< 0.0948 U	1.47	< 0.0948 U	< 0.0885 UJ	1.41	< 0.0928 UJ	< 0.0943 UJ	0.548 J	< 0.0945 UJ
PCB-166	41411-63-6	ng/g	230	14	< 0.0424 U	< 0.0409 U	< 0.083 U	3	< 0.0823 U	< 0.0849 U	1.98	< 0.0849 U	< 0.0792 U	2.47	0.511	1.28	0.915	< 0.0846 U
PCB-167	52663-72-6	ng/g	120	14	12.8	7.93	6.17 J+	21.3	9.19	0.523	13.1	7.16	1.1	18.2	4.53	11.5	5.53	4.37
PCB-169	32774-16-6	ng/g	0.12	14	< 0.0256 U	< 0.0247 U	< 0.0502 U	< 0.0513 U	< 0.0497 U	< 0.0513 U	< 0.0515 U	< 0.0513 U	< 0.0479 U	< 0.0477 U	< 0.0502 U	< 0.051 U	< 0.0495 U	< 0.0511 U
PCB-170/190	PCB-170/190	ng/g	230	14	64.5 J	40.9 J	31.9	126 J	43.5 J	2.32	84.1 J	28	5.97	120 J	18.6	42.7 J	33.1	17.7
PCB-171	52663-71-5	ng/g	230	14	15.5 J	9.19 J	8.23 J	32.8	11.5	0.608	22.9	6.83	1.55	32.4	4.59	11	8.94	4.6
PCB-172/192	PCB-172/192	ng/g	230	14	7.7 J	4.8 J	4.46	16.2	5.59	0.365	10.7	3.44	0.912	16.2	2.32	5.21	4.43	2.34
PCB-173	68194-16-1	ng/g	230	14	1.18 J	< 0.0432 UJ	< 0.0877 U	2.77	0.958	< 0.0897 U	1.64	< 0.0897 U	< 0.0837 U	2.38	0.505	1.03	0.767	0.52
PCB-174	38411-25-5	ng/g	230	14	54.2 J	34.6 J	27 J	104 J	39.8 J	2	64.6 J	24.3	5.01	108 J	14.7	35.4	28.4	14.8
PCB-175	40186-70-7	ng/g	230	14	1.93 J	1.33 J	1.07	4.67	1.56	< 0.064 U	3.33	1.06	0.262	4.91	0.576	1.27	1.26	0.592
PCB-176	52663-65-7	ng/g	230	14	6.63 J	3.67 J	3.19	12.9	4.81	0.245	8.44	2.56	0.59	13.7	1.61	3.79	3.53	1.64
PCB-177	52663-70-4	ng/g	230	14	32 J	19.6 J	17.2 J	67.9 J	23.8	1.22	44.6 J	14.6	3.23	64.2 J	9.75	21.4	18.8	9.54
PCB-178	52663-67-9	ng/g	230	14	11.3 J	6.06 J	6.28 J	25.3	8.29	0.426	17	5	1.1	25.9	3.78	7.17	7.19	3.62
PCB-179	52663-64-6	ng/g	230	14	21.2 J	12.9 J	9.78 J	42.1 J	15.4	0.766	27.8	8.63	2.01	42.8 J	5.45	12.3	12	5.71
PCB-180	35065-29-3	ng/g	230	14	112 J	71.8 J	60.1 J	218 J	80.5 J	4.14	140 J	49.9 J	11.2	241 J	31.6	72.7 J	59.6 J	30.9
PCB-181	74472-47-2	ng/g	230	14	< 0.0471 U	< 0.0454 U	< 0.0922 U	< 0.0942 U	< 0.0914 U	< 0.0942 U	< 0.0947 U	< 0.0942 U	< 0.0879 U	< 0.0876 U	< 0.0922 U	< 0.0937 U	< 0.0909 U	< 0.0939 U
PCB-182/187	PCB-182/187	ng/g	230	14	61.1 J	39.2 J	33	127 J	44.7 J	2.17	82.5 J	27.6	5.98	143 J	18.5	38.7	36.2	17.9
PCB-183	52663-69-1	ng/g	230	14	25.8 J	16.7 J	14.1 J	53.4 J	19.1	1.01	34.4 J	12	2.52	66 J	7.18	17	14.8	7.18
PCB-184	74472-48-3	ng/g	230	14	< 0.0247 U	< 0.0238 U	< 0.0484 U	< 0.0495 U	< 0.048 U	< 0.0495 U	< 0.0497 U	< 0.0495 U	< 0.0462 U	< 0.046 U	< 0.0484 U	< 0.0492 U	< 0.0478 U	< 0.0493 U
PCB-185	52712-05-7	ng/g	230	14	6.08	4.03	3.08	11.9	4.73	0.277	8.66 J	2.85	0.665	15.9 J	1.7	4.12	3.26	1.66
PCB-186	74472-49-4	ng/g	230	14	< 0.0372 U	< 0.0358 U	< 0.0727 U	< 0.0744 U	< 0.0721 U	< 0.0744 U	< 0.0747 U	< 0.0744 U	< 0.0694 U	< 0.0691 U	< 0.0727 U	< 0.0739 U	< 0.0718 U	< 0.0741 U
PCB-188	74487-85-7	ng/g	230	14	< 0.027 U	< 0.026 U	< 0.0529 U	0.278	< 0.0524 U	< 0.0541 U	< 0.0543 UJ	< 0.0541 U	< 0.0505 U	0.248 J	0.0842 J	0.0832 J	< 0.0522 U	< 0.0539 U
PCB-189	39635-31-9	ng/g	130	14	2.79	1.71	1.85	5.37	2.14	< 0.0557 U	8.68 J	1.04	1.18 J+	4.93 J	1.58 J+	3.1 J+	2.54 J+	1.74 J+
PCB-191	74472-50-7	ng/g	230	14	2.16 J	1.57 J	1.24	3.9	1.35	< 0.138 U	7.15 J	0.832	0.327	4.1 J	0.557	1.36	1.21	0.801
PCB-193	69782-91-8	ng/g	230	14	5.39	3.51	2.61	10.7	3.66	0.312	7.65	2.33	0.873	10.9	1.95	3.66	3.08	1.89

Table 28
Phase 2 Reach Sediment Analytical Results
Phase 2 Data Evaluation Summary Memorandum
Lower Neponset River
Boston and Milton, Massachusetts

					Location	24A-0054	24A-0054	24A-0055	24A-0056	24A-0056	24A-0056	24A-0057	24A-0057	24A-0057	24A-0057	24A-0058	24A-0058	24A-0058	24A-0059
					Sample Name	24A-0054-BS	24A-0054-CS	24A-0055-AS	24A-0056-AS	24A-0056-BS	24A-0056-CS	24A-0057-AS	24A-0057-BS	24A-0057-CS	24A-0057-AD	24A-0058-AS	24A-0058-BS	24A-0058-CS	24A-0059-AS
					Sample Date	9/17/2024	9/17/2024	10/23/2024	9/25/2024	9/25/2024	9/25/2024	9/25/2024	9/25/2024	9/25/2024	9/25/2024	9/24/2024	9/24/2024	9/24/2024	9/25/2024
					Sample Type	N	N	N	N	N	N	N	N	N	FD	N	N	N	N
					Depth Interval	0.5 - 1 ft	1 - 1.9 ft	0 - 0.5 ft	0 - 0.5 ft	0.5 - 2.3 ft	2.3 - 3.1 ft	0 - 0.5 ft	0.5 - 2 ft	2 - 2.9 ft	0 - 0.5 ft	0 - 0.5 ft	0.5 - 2.2 ft	2.2 - 3.5 ft	0 - 0.5 ft
Analyte	Cas No.	Units	Human Health PAL	Ecological PAL															
PCB-194	35694-08-7	ng/g	230	14		42.4 J	26.7 J	20.1 J	73.6 J	29.1	2.07	50 J	17.2	3.71	93.4 J	11.2	24	22.1	10.8
PCB-195	52663-78-2	ng/g	230	14		14.8 J	9.9 J	7.13	25.9	10.2	< 0.151 U	40.4 J	6.09	5.91	33.3	3.57	8.33	9.48	3.63
PCB-196/203	PCB-196/203	ng/g	230	14		42.8 J	30.6 J	19.6 J	75 J	27.7	1.59	53.5 J	17.3	3.79	124 J	11.2	23.8	22.2	10.4
PCB-197	33091-17-7	ng/g	230	14		1.25 J	0.838 J	0.657	2.15	0.857	< 0.0592 U	2.47	0.715	< 0.0553 U	3.97	0.399	0.665	0.762	< 0.059 U
PCB-198	68194-17-2	ng/g	230	14		1.88 J	1.84 J	1.39	3.6	1.72	< 0.101 U	6.45	1.25	< 0.0939 UJ	5.32	0.816 J	1.63 J	1.6 J	1.06 J
PCB-199	52663-75-9	ng/g	230	14		35.5 J	23.8 J	16.9 J	62.6 J	23.1	1.17	48.6 J	14.4	3.58	87.6 J	9.96	20.4	18.5	9.7
PCB-200	52663-73-7	ng/g	230	14		4.21	2.59	1.99	7.63	2.92	< 0.0859 U	12.6	1.96	0.642	11.9	1.22	2.34	2.68	1.2
PCB-201	40186-71-8	ng/g	230	14		3.63	2.32	1.75	7.06	2.62	< 0.0515 U	6.42 J	1.52	0.437	12.1 J	0.973	2.14	2.18	1.26
PCB-202	2136-99-4	ng/g	230	14		5.71 J	3.49 J	2.85	10.5	3.67	0.322	11.4	2.48	0.656	15.7	1.88	3.48	3.37	2.01
PCB-204	74472-52-9	ng/g	230	14		< 0.0498 U	< 0.0479 U	< 0.0974 U	< 0.0996 U	< 0.0966 U	< 0.0996 U	< 0.1 U	< 0.0996 U	< 0.0929 U	< 0.0926 U	< 0.0974 U	< 0.0991 U	< 0.0961 U	< 0.0993 U
PCB-205	74472-53-0	ng/g	230	14		1.82 J	1.5 J	< 0.0539 U	3.58	1.28	< 0.0551 U	< 0.0553 U	0.9	< 0.0514 U	5.13	0.684	1.25	1.01	< 0.0549 U
PCB-206	40186-72-9	ng/g	230	14		18 J	17.8 J	10	29.3	11.5	0.94	24.6 J	8.66	2.39	45.6 J	6.74	11.3	12.2	6.49
PCB-207	52663-79-3	ng/g	230	14		1.66 J	1.51 J	1	3.02	1.17	< 0.0698 U	6.56	0.809	0.254	6.23	0.542	1.19	1.11	0.752
PCB-208	52663-77-1	ng/g	230	14		5.04 J	6 J	2.78	8.1	3.38	0.229	32.7 J	2.84	0.771	11 J	2.08	3.51	3.9	2.78
PCB-209	2051-24-3	ng/g	230	14		10.5 J	14.8 J	7.9 J+	9.91	6.58	0.792	8.89	6.15	1.81	6.95	4.55	7.01	7.64	5.28
Total Decachlorobiphenyls	RA_Total_DECPCB	ng/g	230	14		10.5	14.8	7.9	9.91	6.58	0.792	8.89	6.15	1.81	6.95	4.55	7.01	7.64	5.28
Total Dichlorobiphenyls	RA_Total_DIPCB	ng/g	230	14		2810.5	1286.64	7031.7	2682.9	1768.3	113.07	3437.5	1218.9	331.76	3923.5	334.51	791.85	6888.4	299.2
Total Heptachlorobiphenyls	RA_Total_HEPPCB	ng/g	230	14		431.46	271.57	225.09	865.188	311.388	15.859	574.15	190.972	43.379	916.568	125.032	281.993	239.107	123.133
Total Hexachlorobiphenyls	RA_Total_HEXPCB	ng/g	230	14		1440.94	856.458	549.382	2614.67	1043.95	42.765	1707.6	691.328	119.211	2065.99	403.573	1033.09	671.715	399.94
Total Monochlorobiphenyls	RA_Total_MONPCB	ng/g	230	14		43.05	36.79	1370.6	60.82	32.76	1.335	122.62	16.09	4.77	148.52	75.748	45.109	260	57.6
Total Nonachlorobiphenyls	RA_Total_NONPCB	ng/g	230	14		24.7	25.31	13.78	40.42	16.05	1.169	63.86	12.309	3.415	62.83	9.362	16	17.21	10.022
Total Octachlorobiphenyls	RA_Total_OCTPCB	ng/g	230	14		154	103.578	72.367	271.62	103.167	5.152	231.84	63.815	18.725	392.42	41.902	88.035	83.882	40.06
Total Pentachlorobiphenyls	RA_Total_PENPCB	ng/g	230	14		6739.37	3944.71	1623.37	10885.7	4570.92	201.826	6567.91	2494.87	563.367	7396.28	667.217	3096.75	2895.89	639.428
Total Tetrachlorobiphenyls	RA_Total_TETPCB	ng/g	230	14		21585.2	11353.7	10809.6	40214.5	15237.7	661.295	26587.2	8997.89	1912.7	28337.6	761.371	7133.36	10129	738.039
Total Trichlorobiphenyls	RA_Total_TRICPB	ng/g	230	14		23431.8	10930.7	17068.6	44394.1	17093.7	630.816	24740.8	9397.66	1845.81	28374.1	312.755	3996.88	15788.3	347.911
Total PCB Congeners	RA_Tot_PCB_Cong	ng/g	120	14		56671.5	28824.3	38772.4	102040	40184.5	1674.08	64042.3	23090	4844.95	71624.7	2736.02	16490.1	36981.1	2660.61
Total PCB TEQ (Bird)	RA-TEQ-B-PCB	ng/g				7.7309639	3.5244894	3.4099012	15.2413057	5.6777663	0.30474414	9.9142708	3.9833913	0.6684669	8.4298823	0.7540879	5.23248	2.9070416	0.8153111
Total PCB TEQ (Fish)	RA-TEQ-F-PCB	ng/g				0.0537874	0.01343685	0.01022315	0.08399735	0.01803505	0.000777315	0.0576089	0.012459345	0.00178302	0.02519065	0.0025721	0.0330402	0.00952975	0.00278785
Total PCB TEQ (Mammal)	RA-TEQ-M-PCB	ng/g				0.6595644	0.0297491	0.0172509	0.9044841	0.0321103	0.00162889	0.6646334	0.01860507	0.00404812	0.0461639	0.0055796	0.3918682	0.0165525	0.0058221
TAL Metals and Mercury																			
Aluminum	7429-90-5	mg/kg	7700	25000		12000	10000	8500	13000	9500	4700	11000	8800	4100	9000	8600	8400	8000	8500
Calcium	7440-70-2	mg/kg				2500	2000	2400	2100	1800	1100	2200	1500	750	2200	3100	1900	1700	4000
Iron	7439-89-6	mg/kg	5500	20000		11000	15000	13000	14000	11000	8300	11000	10000	6400	11000	25000	17000	12000	26000
Magnesium	7439-95-4	mg/kg				2400	2000	2000	2600	2000	1600	2100	1700	1100	2000	2300	2200	2300	2400
Potassium	7440-09-7	mg/kg				500 J	390 J	440 J	570 J	510 J	200 J	430 J	360 J	< 620 U	320 J	320 J	310 J	360 J	380 J
Sodium	7440-23-5	mg/kg				260 J	230 J	290 J	280 J	250 J	< 650 U	250 J	160 J	< 620 U	240 J	340 J	280 J	250 J	290 J
Antimony	7440-36-0	mg/kg	3.1	2		2.3 J+	2.8 J+	< 2.3 U	< 1.8 U	1.8 J+	< 1.4 U	< 1.9 U	< 1.7 U	< 1.2 U	< 1.8 U	1.7 J+	< 1.6 U	< 1.4 U	1.7 J+
Arsenic	7440-38-2	mg/kg	0.68	9.8		6.8	13	10	5.2	10	1.7	4.6	7.0	3.1	4.4	7.4	6.1	4.6	7.8
Barium	7440-39-3	mg/kg	1500	20		92	85	110	95	89	24	72	70	30	77	150	76	49	150
Beryllium	7440-41-7	mg/kg	16			0.44 J-	0.46 J-	0.53 J-	0.59 J-	0.52 J-	0.24 J-	0.52 J-	0.35 J-	0.19 J-	0.61 J-	0.78 J-	0.59 J-	0.35 J-	0.76 J-
Cadmium	7440-43-9	mg/kg	0.71	1		1.8	1.6	1.5	2.7	2.3	0.19 J	1.9	1.0	0.42 J	1.8	2.1	1.1	0.63 J	2.0
Chromium, Total	7440-47-3	mg/kg	0.95	43.4		160 EB	200 EB	150	210 EB	190 EB	18 EB	150 EB	110 EB	45 EB	150 EB	70 EB	72 EB	70 EB	70 EB
Cobalt	7440-48-4	mg/kg	2.3	50		4.4	5.4	5.7	4.2	5.2	2.2	3.4	3.3	2.0	3.4	11	5.8	3.9	12
Copper	7440-50-8	mg/kg	310	31.6		150	180	140	150	180	22	110	130	49	110	84	70	71	79
Lead	7439-92-1	mg/kg	200	35.8		320	370	290 EB	310	340	42	330	250	98	370	250	310	160	250
Manganese	7439-96-5	mg/kg	180	460		270 JEB	370 JEB	370 JEB	220 EB	110 EB	70 EB	240 EB	100 EB	60 EB	260 EB	1700 EB	560 EB	84 EB	2200 EB
Nickel	7440-02-0	mg/kg	140	22.7		12	10	9.7	13	10	2.2	12	7.0	2.7	13	14	9.5	7.0	16
Selenium	7782-49-2	mg/kg	39	11		1.5 J	1.5 J	< 5.7 U	< 4.5 U	< 4.6 U	< 3.4 U	< 4.8 U	< 4.3 U	< 3.1 U	< 4.5 U	1.1 J	< 4.0 U	< 3.6 U	< 3.8 U
Silver	7440-22-4	mg/kg	39	1		0.77 J	0.80 J	1.3	1.1	1.3	< 0.69 U	0.94 J	0.57 J	0.22 J	1.1	0.74	0.69 J	0.42 J	0.68 J
Thallium	7440-28-0	mg/kg	0.078			< 0.91 U	< 0.85 U	< 1.1 U	< 0.89 UJ	< 0.92 UJ	< 0.69 UJ	< 0.96 UJ	< 0.85 UJ	< 0.62 UJ	< 0.91 UJ	< 0.70 UJ	< 0.80 UJ	< 0.71 UJ	< 0.75 UJ
Vanadium	7440-62-2	mg/kg	39			32	22	29	50	31	7.4	42	25	9.0	40	33	32	23	33
Zinc	7440-66-6	mg/kg	2300	121		280	320	300 EB	290	350	44	220	210	91	220	250	140	120	290
Mercury	7439-97-6	mg/kg	2.3	0.18		1.5	1.7	1.7	2.2	2.5	0.31	1.2	0.86	0.79	1.2	1.9	1.0	1.2	1.0
TCL VOCs																			
1,1,1-Trichloroethane (TCA)	71-55-6	ug/kg	810000	70		< 8.5 U	< 7.9 U	< 10 U	< 9.2 U	< 9.4 U	< 440 U	< 8.7 UJ	< 570 U	< 480 U	< 9.6 U	< 7.6 U	< 7.9 U	< 6.8 U	< 7.2 UJ
1,1,2,2-TETRACHLOROETHANE	79-34-5	ug/kg	600	250		< 8.5 U	< 7.9 U	< 10 U	< 9.2 U	< 9.4 U	< 5.8 U	< 8.7 U	< 7.5 U	< 6.3 U	< 9.6 U	< 7.6 U	< 7.9 U	< 6.8 U	< 7.2 U
1,1,2-TRICHLORO-1,2,2-TRIFLUOROETHANE	76-13-1	ug/kg	670000			< 8.5 U	< 7.9 U	< 10 U	< 9.2 U	< 9.4 U	< 440 U	< 8.7 UJ	< 570 U	< 480 U	< 9.6 U	< 7.6 U	< 7.9 U	< 6.8 U	< 7.2 UJ
1,1,2-Trichloroethane	79-00-5	ug/kg	150	538		< 8.5 U	< 7.9 U	< 10 U	< 9.2 U	< 9.4 U	< 5.8 U	< 8.7 U	< 7.5 U	< 6.3 U	< 9.6 U	< 7.6 U	< 7.9 U	< 6.8 U	< 7.2 U
1,1-Dichloroethane	75-34-3	ug/kg	3600	20		< 8.5 U	< 7.9 U	< 10 U	< 9.2 U	< 9.4 U	< 5.8 U	< 8.7 U	< 7.5 U	< 6.3 U	< 9.6 U	< 7.6 U	< 7.9 U	< 6.8 U	< 7.2 U
1,1-Dichloroethene	75-35-4	ug/kg	480	100		< 8.5 U	< 7.9 U	< 10 UJ	< 9.2 U	< 9.4 U	< 5.8 U	< 8.7 UJ	< 570 U	< 480 U	< 9.6 U	< 7.6 U	< 7.9 U	< 6.8 U	< 7.2 UJ
1,2,3-Trichlorobenzene	87-61-6	ug/kg	6300	113		< 8.5 UJ	< 7.9 U	< 10 U	< 710 U	< 9.4 U	< 440 U	< 8.7 UJ	< 570 U	< 480 U	< 9.6 UJ	< 7.6 UJ	< 7.9 U	< 6.8 U	< 7.2 UJ
1,2,3-TRICHLOROPROPANE	96-18-4	ug/kg	5.1			< 8.5 U	< 7.9 U	< 10 U	< 710 U	< 9.4 U	< 440 U	< 8.7 U	< 570 U	< 480 U	< 9.6 U	< 7.6 U	< 7.9 U	< 6.8 U	< 7.2 U
1,2,4-TRICHLOROBENZENE	120-82-1	ug/kg	5800	11		< 8.5 UJ	< 7.9 U	< 10 U	< 710 U	< 9.4 U	< 440 U	< 8.7 UJ	< 570 U	< 480 U	< 9.6 UJ	< 7.6 UJ	< 7.9 U	< 6.8 U	< 7.2 UJ
1,2,4-Trimethylbenzene	95-63-6	ug/kg	30000	97		< 8.5 U	< 7.9 U	< 10 U	< 710 U	< 9.4 U	< 5.8 U	< 8.7 U	< 7.5 U	< 6.3 U	< 9.6 U	< 7.6 U	< 7.9 U	< 6.8 U	< 7.2 U
1,2-Dibromo-3-Chloropropane	96-12-8	ug/kg	5.3			< 8.5 U	< 7.9 U	< 10 U	< 710 U	< 9.4 U	< 5.8 U	< 8.7 U	< 7.5 U	< 6.3 U	< 9.6 U	< 7.6 U	< 7.9 U	< 6.8 U	< 7.2 U
1,2-Dibromoethane (Ethylene Dibromide)	106-93-4	ug/kg	36			< 8.5 U	< 7.9 U	< 10 U	< 9.2 U	< 9.4 U	< 440 U	< 8.7 UJ	< 570 U	< 480 U	< 9.6 U	< 7.6 U	< 7.9 U	< 6.8 U	< 7.2 UJ
1,2-Dichlorobenzene	95-50-1	ug/kg	180000	95		< 8.5 UJ	< 7.9 U	< 10 U	< 710 U	< 9.4 U	< 440 U	< 8.7 UJ	< 570 U	< 480 U	< 9.6 UJ	< 7.6 UJ	< 7.9 U	< 6.8 U	< 7.2 UJ
1,2-Dichloroethane	107-06-2	ug/kg	460	986		< 8.5 U	< 7.9 U	< 10 U	< 9.2 U	< 9.4 U	< 440 U	< 8.7 UJ	< 570 U	< 480 U	< 9.6 U	< 7.6 U	< 7.9 U	< 6.8 U	< 7.2 UJ
1,2-DICHLOROPROPANE	78-87-5	ug/kg	1600	428		< 8.5 U	< 7.9 U	< 10 U	< 9.2 U	< 9.4 U	< 440 U	< 8.7 U	< 570 U	< 480 U	< 9.6 U	< 7.6 U	< 7.9 U	< 6.8 U	< 7.2 U
1,3,5-Trimethylbenzene (Mesitylene)	108-67-8	ug/kg	27000	164		< 8.5 U	< 7.9 U	< 10 U	< 710 U	< 9.4 U	< 5.8 U	< 8.7 U	< 7.5 U	< 6.3 U	< 9.6 U	< 7.6 U	< 7.9 U	< 6.8 U	< 7.2 U

Table 28
Phase 2 Reach Sediment Analytical Results
Phase 2 Data Evaluation Summary Memorandum
Lower Neponset River
Boston and Milton, Massachusetts

					Location	24A-0054	24A-0054	24A-0055	24A-0056	24A-0056	24A-0056	24A-0057	24A-0057	24A-0057	24A-0057	24A-0058	24A-0058	24A-0058	24A-0059
					Sample Name	24A-0054-BS	24A-0054-CS	24A-0055-AS	24A-0056-AS	24A-0056-BS	24A-0056-CS	24A-0057-AS	24A-0057-BS	24A-0057-CS	24A-0057-AD	24A-0058-AS	24A-0058-BS	24A-0058-CS	24A-0059-AS
					Sample Date	9/17/2024	9/17/2024	10/23/2024	9/25/2024	9/25/2024	9/25/2024	9/25/2024	9/25/2024	9/25/2024	9/25/2024	9/24/2024	9/24/2024	9/24/2024	9/25/2024
					Sample Type	N	N	N	N	N	N	N	N	N	FD	N	N	N	N
					Depth Interval	0.5 - 1 ft	1 - 1.9 ft	0 - 0.5 ft	0 - 0.5 ft	0.5 - 2.3 ft	2.3 - 3.1 ft	0 - 0.5 ft	0.5 - 2 ft	2 - 2.9 ft	0 - 0.5 ft	0 - 0.5 ft	0.5 - 2.2 ft	2.2 - 3.5 ft	0 - 0.5 ft
Analyte	Cas No.	Units	Human Health PAL	Ecological PAL															
1,3-DICHLOROBENZENE	541-73-1	ug/kg	2600	89	< 8.5 UJ	< 7.9 U	< 10 U	< 710 U	< 9.4 U	< 440 U	< 8.7 UJ	< 570 U	< 480 U	< 9.6 UJ	< 7.6 UJ	< 7.9 U	< 6.8 U	< 7.2 UJ
1,4-DICHLOROBENZENE	106-46-7	ug/kg	2600	30	< 8.5 UJ	< 7.9 U	< 10 U	< 710 U	< 9.4 U	< 440 U	< 8.7 UJ	< 570 U	< 480 U	< 9.6 UJ	< 7.6 UJ	< 7.9 U	< 6.8 U	< 7.2 UJ
2-HEXANONE	591-78-6	ug/kg	20000	45	< 17 U	< 16 U	< 21 U	< 18 U	< 19 U	< 12 U	< 17 U	< 15 U	< 13 U	< 19 U	< 15 U	< 16 U	< 14 U	< 14 U
ACETONE	67-64-1	ug/kg	7000000	65	39 EB	110 EB	54 EB	< 18 U	61 EB	< 12 U	< 17 U	50 JEB	15 JEB	< 19 U	< 15 U	< 16 U	72 EB	< 14 U
Benzene	71-43-2	ug/kg	1200	10	< 8.5 U	< 7.9 U	< 10 U	< 9.2 U	< 9.4 U	< 5.8 U	< 8.7 U	< 7.5 U	< 6.3 U	< 9.6 U	< 7.6 U	< 7.9 U	< 6.8 U	< 7.2 U
BROMOCHLOROMETHANE	74-97-5	ug/kg	15000		< 8.5 U	< 7.9 U	< 10 U	< 9.2 U	< 9.4 U	< 5.8 U	< 8.7 U	< 7.5 U	< 6.3 U	< 9.6 U	< 7.6 U	< 7.9 U	< 6.8 U	< 7.2 U
BROMODICHLOROMETHANE	75-27-4	ug/kg	290	210	< 8.5 U	< 7.9 U	< 10 U	< 9.2 U	< 9.4 U	< 440 U	< 8.7 U	< 570 U	< 480 U	< 9.6 U	< 7.6 U	< 7.9 U	< 6.8 U	< 7.2 U
BROMOFORM	75-25-2	ug/kg	19000	142	< 8.5 U	< 7.9 U	< 10 U	< 710 U	< 9.4 U	< 5.8 U	< 8.7 U	< 7.5 U	< 6.3 U	< 9.6 U	< 7.6 U	< 7.9 U	< 6.8 U	< 7.2 U
BROMOMETHANE	74-83-9	ug/kg	680	6.5	< 8.5 U	< 7.9 U	< 10 U	< 9.2 U	< 9.4 U	< 5.8 U	< 8.7 U	< 7.5 U	< 6.3 U	< 9.6 U	< 7.6 U	< 7.9 U	< 6.8 U	< 7.2 U
CARBON DISULFIDE	75-15-0	ug/kg	77000	7.8	< 8.5 U	3.2 J	< 10 U	< 9.2 U	< 9.4 U	< 5.8 U	< 8.7 U	< 7.5 U	< 6.3 U	< 9.6 U	< 7.6 U	< 7.9 U	< 6.8 U	< 7.2 U
CARBON TETRACHLORIDE	56-23-5	ug/kg	650	57	< 8.5 U	< 7.9 U	< 10 U	< 9.2 U	< 9.4 U	< 440 U	< 8.7 UJ	< 570 U	< 480 U	< 9.6 U	< 7.6 U	< 7.9 U	< 6.8 U	< 7.2 UJ
Chlorobenzene	108-90-7	ug/kg	28000	30	< 8.5 UJ	< 7.9 U	< 10 U	< 710 U	< 9.4 U	< 440 U	< 8.7 UJ	< 570 U	< 480 U	< 9.6 UJ	< 7.6 UJ	< 7.9 U	< 6.8 U	< 7.2 UJ
CHLOROETHANE	75-00-3	ug/kg	540000		< 8.5 U	< 7.9 U	< 10 U	< 9.2 U	< 9.4 U	< 5.8 U	< 8.7 U	< 7.5 U	< 6.3 U	< 9.6 U	< 7.6 U	< 7.9 U	< 6.8 U	< 7.2 U
Chloroform	67-66-3	ug/kg	320	87	< 8.5 U	< 7.9 U	< 10 U	< 9.2 U	< 9.4 U	< 5.8 U	< 8.7 U	< 7.5 U	< 6.3 U	< 9.6 U	< 7.6 U	< 7.9 U	< 6.8 U	< 7.2 U
CHLOROMETHANE	74-87-3	ug/kg	11000		< 8.5 U	< 7.9 U	< 10 U	< 9.2 U	< 9.4 U	< 5.8 U	< 8.7 U	< 7.5 U	< 6.3 U	< 9.6 U	< 7.6 U	< 7.9 U	< 6.8 U	< 7.2 U
CIS-1,2-DICHLOROETHYLENE	156-59-2	ug/kg	6300	432	< 8.5 U	< 7.9 U	< 10 UJ	< 9.2 U	< 9.4 U	< 5.8 U	< 8.7 UJ	< 570 U	< 480 U	< 9.6 U	< 7.6 U	< 7.9 U	< 6.8 U	< 7.2 UJ
cis-1,3-Dichloropropene	10061-01-5	ug/kg	1800		< 8.5 U	< 7.9 U	< 10 U	< 9.2 U	< 9.4 U	< 5.8 U	< 8.7 U	< 7.5 U	< 6.3 U	< 9.6 U	< 7.6 U	< 7.9 U	< 6.8 U	< 7.2 U
Cyclohexane	110-82-7	ug/kg	650000		< 8.5 U	< 7.9 U	< 10 U	< 9.2 U	< 9.4 U	< 440 U	< 8.7 U	< 570 U	< 480 U	< 9.6 U	< 7.6 U	< 7.9 U	< 6.8 U	< 7.2 U
DIBROMOCHLOROMETHANE	124-48-1	ug/kg	8300	198	< 8.5 U	< 7.9 U	< 10 U	< 9.2 U	< 9.4 U	< 5.8 U	< 8.7 U	< 7.5 U	< 6.3 U	< 9.6 U	< 7.6 U	< 7.9 U	< 6.8 U	< 7.2 U
Dichlorodifluoromethane	75-71-8	ug/kg	8700		< 8.5 U	< 7.9 U	< 10 U	< 9.2 U	< 9.4 U	< 5.8 U	< 8.7 U	< 7.5 U	< 6.3 U	< 9.6 U	< 7.6 U	< 7.9 U	< 6.8 U	< 7.2 U
Ethylbenzene	100-41-4	ug/kg	5800	290	< 8.5 U	< 7.9 U	< 10 U	< 9.2 U	< 9.4 U	< 5.8 U	< 8.7 U	< 7.5 U	< 6.3 U	< 9.6 U	< 7.6 U	< 7.9 U	< 6.8 U	< 7.2 U
Isopropylbenzene (Cumene)	98-82-8	ug/kg	190000	35	< 8.5 U	< 7.9 U	< 10 U	< 710 U	< 9.4 U	< 5.8 U	< 8.7 U	< 7.5 U	< 6.3 U	< 9.6 U	< 7.6 U	< 7.9 U	< 6.8 U	< 7.2 U
m,p-Xylene	179601-23-1	ug/kg	55000		< 8.5 U	< 7.9 U	< 10 U	< 9.2 U	< 9.4 U	< 5.8 U	< 8.7 U	< 7.5 U	< 6.3 U	< 9.6 U	< 7.6 U	< 7.9 U	< 6.8 U	< 7.2 U
METHYL ACETATE	79-20-9	ug/kg	7800000		< 8.5 U	< 7.9 U	< 10 U	< 9.2 U	< 9.4 U	< 440 U	< 8.7 UJ	2.6 J-	< 480 U	< 9.6 U	< 7.6 U	< 7.9 U	< 6.8 U	< 7.2 UJ
Methyl Ethyl Ketone (2-Butanone)	78-93-3	ug/kg	2700000	7604	14 J	40	19 J	< 18 U	24	< 12 U	< 17 U	20 J-	< 13 U	< 19 U	< 15 U	< 16 U	21	< 14 U
METHYL ISOBUTYL KETONE (4-METHYL-2-PENTANONE)	108-10-1	ug/kg	3300000	73	< 17 U	< 16 U	< 21 U	< 18 U	< 19 U	< 12 U	< 17 U	< 15 U	< 13 U	< 19 U	< 15 U	< 16 U	< 14 U	< 14 U
Methylcyclohexane	108-87-2	ug/kg	9800		< 8.5 U	< 7.9 U	< 10 U	< 9.2 U	< 9.4 U	< 440 U	< 8.7 U	< 570 U	< 480 U	< 9.6 U	< 7.6 U	< 7.9 U	< 6.8 U	< 7.2 U
Methylene Chloride	75-09-2	ug/kg	35000	18	< 8.5 U	< 7.9 U	< 10 U	< 9.2 U	< 9.4 U	< 440 U	< 8.7 UJ	< 570 U	< 480 U	< 9.6 U	< 7.6 U	< 7.9 U	< 6.8 U	< 7.2 UJ
o-Xylene (1,2-Dimethylbenzene)	95-47-6	ug/kg	64000		< 8.5 U	< 7.9 U	< 10 U	< 9.2 U	< 9.4 U	< 5.8 U	< 8.7 U	< 7.5 U	< 6.3 U	< 9.6 U	< 7.6 U	< 7.9 U	< 6.8 U	< 7.2 U
Styrene	100-42-5	ug/kg	600000	126	< 8.5 U	< 7.9 U	< 10 U	< 9.2 U	< 9.4 U	< 5.8 U	< 8.7 U	< 7.5 U	< 6.3 U	< 9.6 U	< 7.6 U	< 7.9 U	< 6.8 U	< 7.2 U
TERT-BUTYL METHYL ETHER	1634-04-4	ug/kg	47000	304	< 8.5 U	< 7.9 U	< 10 U	< 9.2 U	< 9.4 U	< 440 U	< 8.7 UJ	< 570 U	< 480 U	< 9.6 U	< 7.6 U	< 7.9 U	< 6.8 U	< 7.2 UJ
Tetrachloroethylene (PCE)	127-18-4	ug/kg	8100	2	< 8.5 U	< 7.9 U	< 10 U	< 9.2 U	< 9.4 U	< 5.8 U	< 8.7 U	< 7.5 U	< 6.3 U	< 9.6 U	< 7.6 U	< 7.9 U	< 6.8 U	< 7.2 U
Toluene	108-88-3	ug/kg	490000	10	< 8.5 U	< 7.9 U	< 10 U	< 9.2 U	< 9.4 U	< 5.8 U	< 8.7 U	< 7.5 U	< 6.3 U	< 9.6 U	< 7.6 U	< 7.9 U	< 6.8 U	< 7.2 U
Trans-1,2-Dichloroethylene	156-60-5	ug/kg	7000	389	< 8.5 U	< 7.9 U	< 10 UJ	< 9.2 U	< 9.4 U	< 5.8 U	< 8.7 UJ	< 570 U	< 480 U	< 9.6 U	< 7.6 U	< 7.9 U	< 6.8 U	< 7.2 UJ
Trans-1,3-Dichloropropene	10061-02-6	ug/kg	1800		< 8.5 U	< 7.9 U	< 10 U	< 9.2 U	< 9.4 U	< 5.8 U	< 8.7 U	< 7.5 U	< 6.3 U	< 9.6 U	< 7.6 U	< 7.9 U	< 6.8 U	< 7.2 U
Trichloroethylene (TCE)	79-01-6	ug/kg	410	78	< 8.5 U	< 7.9 U	< 10 U	< 9.2 U	< 9.4 U	< 5.8 U	< 8.7 U	< 7.5 U	< 6.3 U	< 9.6 U	< 7.6 U	< 7.9 U	< 6.8 U	< 7.2 U
Trichlorofluoromethane	75-69-4	ug/kg	2300000		< 8.5 U	< 7.9 U	< 10 U	< 9.2 U	< 9.4 U	< 440 U	< 8.7 UJ	< 570 U	< 480 U	< 9.6 U	< 7.6 U	< 7.9 U	< 6.8 U	< 7.2 UJ
Vinyl Chloride	75-01-4	ug/kg	59	482	< 8.5 U	< 7.9 U	< 10 U	< 9.2 U	< 9.4 U	< 5.8 U	< 8.7 U	< 7.5 U	< 6.3 U	< 9.6 U	< 7.6 U	< 7.9 U	< 6.8 U	< 7.2 U
TCL SVOCs																		
1,2,4,5-TETRACHLOROBENZENE	95-94-3	ug/kg	230	187	< 310 U	< 290 U	< 360 U	< 330 U	< 310 U	< 220 U	< 310 U	< 260 U	< 230 U	< 310 U	< 250 U	< 270 U	< 250 U	< 270 U
1,4-Dioxane (P-Dioxane)	123-91-1	ug/kg	5300		< 120 U	< 110 U	< 140 U	< 130 U	< 120 U	< 85 U	< 120 R	< 100 U	< 91 U	< 120 R	< 97 U	< 110 UJ	< 97 U	< 110 U
1-Methylnaphthalene	90-12-0	ug/kg	18	141	< 310 U	< 290 U	< 360 U	< 330 U	< 310 U	< 220 U	< 310 U	< 260 U	< 230 U	< 310 U	< 250 U	< 270 U	< 250 U	< 270 U
2,3,4,6-TETRACHLOROPHENOL	58-90-2	ug/kg	190000	30	< 310 U	< 290 U	< 360 U	< 330 U	< 310 U	< 220 U	< 310 U	< 260 U	< 230 U	< 310 U	< 250 U	< 270 U	< 250 U	< 270 U
2,4,5-TRICHLOROPHENOL	95-95-4	ug/kg	630000	34	< 310 U	< 290 U	< 360 U	< 330 U	< 310 U	< 220 U	< 310 U	< 260 U	< 230 U	< 310 U	< 250 U	< 270 U	< 250 U	< 270 U
2,4,6-TRICHLOROPHENOL	88-06-2	ug/kg	6300		< 310 U	< 290 U	< 360 U	< 330 U	< 310 U	< 220 U	< 310 U	< 260 U	< 230 U	< 310 U	< 250 U	< 270 U	< 250 U	< 270 U
2,4-DICHLOROPHENOL	120-83-2	ug/kg	19000	57	< 310 U	< 290 U	< 360 U	< 330 U	< 310 U	< 220 U	< 310 U	< 260 U	< 230 U	< 310 U	< 250 U	< 270 U	< 250 U	< 270 U
2,4-DIMETHYLPHENOL	105-67-9	ug/kg	130000	39	< 310 U	< 290 U	< 360 U	< 330 U	< 310 U	< 220 U	< 310 U	< 260 U	< 230 U	< 310 U	< 250 U	< 270 U	< 250 U	< 270 U
2,4-DINITROPHENOL	51-28-5	ug/kg	13000	223	< 590 U	< 570 U	< 710 U	< 630 U	< 600 U	< 420 U	< 590 U	< 510 U	< 450 U	< 590 U	< 480 U	< 530 U	< 480 U	< 530 U
2,4-DINITROTOLUENE	121-14-2	ug/kg	1700	290	< 310 U	< 290 U	< 360 U	< 330 U	< 310 U	< 220 U	< 310 U	< 260 U	< 230 U	< 310 U	< 250 U	< 270 U	< 250 U	< 270 U
2,6-DINITROTOLUENE	606-20-2	ug/kg	360	296	< 310 U	< 290 U	< 360 U	< 330 U	< 310 U	< 220 U	< 310 U	< 260 U	< 230 U	< 310 U	< 250 U	< 270 U	< 250 U	< 270 U
2-CHLORONAPHTHALENE	91-58-7	ug/kg	480000		< 310 U	< 290 U	< 360 U	< 330 U	< 310 U	< 220 U	< 310 U	< 260 U	< 230 U	< 310 U	< 250 U	< 270 U	< 250 U	< 270 U
2-CHLOROPHENOL	95-57-8	ug/kg	39000	55	< 310 U	< 290 U	< 360 U	< 330 U	< 310 U	< 220 U	< 310 U	< 260 U	< 230 U	< 310 U	< 250 U	< 270 U	< 250 U	< 270 U
2-Methylnaphthalene	91-57-6	ug/kg	24000	20.2	< 310 U	< 290 U	< 360 U	< 330 U	< 310 U	< 220 U	< 310 U	< 260 U	< 230 U	< 310 U	< 250 U	< 270 U	< 250 U	< 270 U
2-METHYLPHENOL (O-CRESOL)	95-48-7	ug/kg	320000	119	< 590 U	< 570 U	< 710 U	< 630 U	< 600 U	< 420 U	< 590 U	< 510 U	< 450 U	< 590 U	< 480 U	< 530 U	< 480 U	< 530 U
2-NITROANILINE	88-74-4	ug/kg	63000		< 310 U	< 290 U	< 360 U	< 330 U	< 310 U	< 220 U	< 310 U	< 260 U	< 230 U	< 310 U	< 250 U	< 270 U	< 250 U	< 270 U
2-NITROPHENOL	88-75-5	ug/kg	1900000	168	< 310 U	< 290 U	< 360 U	< 330 U	< 310 U	< 220 U	< 310 U	< 260 U	< 230 U	< 310 U	< 250 U	< 270 U	< 250 U	< 270 U
3,3'-DICHLOROBENZIDINE	91-94-1	ug/kg	1200	31	< 590 U	< 570 U	< 710 U	< 630 U	< 600 U	< 420 U	< 590 U	< 510 U	< 450 U	< 590 U	< 480 U	< 530 U	< 480 U	< 530 U
3-NITROANILINE	99-09-2	ug/kg	25000		< 590 U	< 570 U	< 710 U	< 630 U	< 600 U	< 420 U	< 590 U	< 510 U	< 450 U	< 590 U	< 480 U	< 530 U	< 480 U	< 530 U
4,6-DINITRO-2-METHYLPHENOL	534-52-1	ug/kg	510	1477	< 590 U	< 570 U	< 710 U	< 630 U	< 600 U	< 420 U	< 590 U	< 510 U	< 450 U	< 590 U	< 480 U	< 530 U	< 480 U	< 530 U
4-BROMOPHENYL PHENYL ETHER	101-55-3	ug/kg		47	< 310 U	< 290 U	< 360 U	< 330 U	< 310 U	< 220 U	< 310 U	< 260 U	< 230 U	< 310 U	< 250 U	< 270 U	< 250 U	< 270 U
4-CHLORO-3-METHYLPHENOL	59-50-7	ug/kg	630000	5	< 310 U	< 290 U	< 360 U	< 330 U	< 310 U	< 220 U	< 310 U	< 260 U	< 230 U	< 310 U	< 250 U	< 270 U	< 250 U	< 270 U
4-CHLOROANILINE	106-47-8	ug/kg	2700	0.9	< 590 U	< 570 U	< 710 U	< 630 U	< 600 U	< 420 U	< 590 U	< 510 U	< 450 U	< 590 U	< 480 U	< 530 U	< 480 U	< 530 U
4-CHLOROPHENYL PHENYL ETHER	7005-72-3	ug/kg			< 310 U	< 290 U	< 360 U	< 330 U	< 310 U	< 220 U	< 310 U	< 260 U	< 230 U	< 310 U	< 250 U	< 270 U	< 250 U	< 270 U
4-METHYLPHENOL (P-CRESOL)	106-44-5	ug/kg	130000	93	< 590 U	< 570 U	< 710 U	< 630 U	< 600 U	< 420 U	< 590 U	< 510 U	< 450 U	< 590 U	< 480 U	< 530 U	< 480 U	< 530 U
4-Nitroaniline	100-01-6	ug/kg	25000		< 590 U	< 570 U	< 710 U	< 630 U	< 600 U	< 420 U	< 590 U	< 510 U	< 450 U	< 590 U	< 480 U	< 530 U	< 480 U	< 530 U
4-NITROPHENOL	100-02-7	ug/kg	1900000	153	< 590 U	< 570 U	< 710 U	< 630 U	< 600 U	< 420 U	< 590 U	< 510 U	< 450 U	< 590 U	< 480 U	< 530 U	< 480 U	< 530 U
Acenaphthene	83-32-9	ug/kg	360000	6.7	< 310 U	< 290 U	< 360 U	< 330 U	< 310 U	< 220 U	< 310 U	< 260 U	< 230 U	< 310 U	< 250 U	< 270 U	< 250 U	< 270 U
ACENAPHTHYLENE	208-96-8	ug/kg	360000	5.9	< 310 U	< 290 U	< 360 U	< 330 U	< 310 U	< 220 U	< 310 U	< 260 U	< 230 U	< 310 U	64 J	< 270 U	< 250 U	< 270 U
Acetophenone	98-86-2	ug/kg	780000		< 590 U	< 570 U	< 710 U	< 630 U	< 600 U	< 420 U	< 590 U	< 510 U	< 450 U	< 590 U	66 J	< 530 U	< 480 U	81 J
ANTHRACENE	120-12-7	ug/kg	1800000	57	< 310 U	< 290 U	< 360 U	< 330 U	< 310 U	< 220 U	< 310 U	< 260 U	< 230 U	< 310 U	100 J	< 270 U	< 250 U	85 J

Table 28
Phase 2 Reach Sediment Analytical Results
Phase 2 Data Evaluation Summary Memorandum
Lower Neponset River
Boston and Milton, Massachusetts

					Location	24A-0054	24A-0054	24A-0055	24A-0056	24A-0056	24A-0056	24A-0057	24A-0057	24A-0057	24A-0057	24A-0058	24A-0058	24A-0058	24A-0059
					Sample Name	24A-0054-BS	24A-0054-CS	24A-0055-AS	24A-0056-AS	24A-0056-BS	24A-0056-CS	24A-0057-AS	24A-0057-BS	24A-0057-CS	24A-0057-AD	24A-0058-AS	24A-0058-BS	24A-0058-CS	24A-0059-AS
					Sample Date	9/17/2024	9/17/2024	10/23/2024	9/25/2024	9/25/2024	9/25/2024	9/25/2024	9/25/2024	9/25/2024	9/25/2024	9/24/2024	9/24/2024	9/24/2024	9/25/2024
					Sample Type	N	N	N	N	N	N	N	N	N	FD	N	N	N	N
					Depth Interval	0.5 - 1 ft	1 - 1.9 ft	0 - 0.5 ft	0 - 0.5 ft	0.5 - 2.3 ft	2.3 - 3.1 ft	0 - 0.5 ft	0.5 - 2 ft	2 - 2.9 ft	0 - 0.5 ft	0 - 0.5 ft	0.5 - 2.2 ft	2.2 - 3.5 ft	0 - 0.5 ft
Analyte	Cas No.	Units	Human Health PAL	Ecological PAL															
ATRAZINE	1912-24-9	ug/kg	2400	0.3	< 590 U	< 570 U	< 710 U	< 630 U	< 600 U	< 420 U	< 590 U	< 510 U	< 450 U	< 590 U	< 480 U	< 530 U	< 480 U	< 530 U
BENZALDEHYDE	100-52-7	ug/kg	170000	59	< 590 U	< 570 U	< 710 U	< 630 U	< 600 U	< 420 U	< 590 U	< 510 U	< 450 U	< 590 U	< 480 U	< 530 U	< 480 U	< 530 U
BENZO(A)ANTHRACENE	56-55-3	ug/kg	1100	108	62 J	< 290 U	100 J	< 330 U	150 J	< 220 U	73 J	170 J	< 230 U	< 310 U	630	130 J	< 250 U	500
BENZO(A)PYRENE	50-32-8	ug/kg	110	150	61 J	< 290 U	98 J	< 330 U	140 J	< 220 U	< 310 U	160 J	< 230 U	< 310 U	320	< 270 U	< 250 U	250 J
Benzo(B)Fluoranthene	205-99-2	ug/kg	1100	190	79 J	< 290 U	130 J	85 J	170 J	< 220 U	120 J	210 J	< 230 U	< 310 U	1200	190 J	< 250 U	920
Benzo(G,H,I)Perylene	191-24-2	ug/kg	180000	170	< 310 U	< 290 U	< 360 U	< 330 U	85 J	< 220 U	< 310 U	110 J	< 230 U	< 310 U	51 J	< 270 U	< 250 U	< 270 U
Benzo(K)Fluoranthene	207-08-9	ug/kg	11000	240	< 310 U	< 290 U	< 360 U	< 330 U	< 310 U	< 220 U	< 310 U	69 J	< 230 U	< 310 U	410	< 270 U	< 250 U	280
BENZYL BUTYL PHTHALATE	85-68-7	ug/kg	290000	100	< 310 U	< 290 U	< 360 U	< 330 U	< 310 U	< 220 U	< 310 U	< 260 U	< 230 U	< 310 U	< 250 U	< 270 U	< 250 U	71 J
BIPHENYL (DIPHENYL)	92-52-4	ug/kg	4700	198	< 310 U	< 290 U	< 360 U	< 330 U	< 310 U	< 220 U	< 310 U	< 260 U	< 230 U	< 310 U	< 250 U	< 270 U	< 250 U	< 270 U
BIS(2-CHLOROETHOXY) METHANE	111-91-1	ug/kg	19000		< 310 U	< 290 U	< 360 U	< 330 U	< 310 U	< 220 U	< 310 U	< 260 U	< 230 U	< 310 U	< 250 U	< 270 U	< 250 U	< 270 U
BIS(2-CHLOROETHYL) ETHER (2-CHLOROETHYL ETHER)	111-44-4	ug/kg	230		< 590 U	< 570 U	< 710 U	< 630 U	< 600 U	< 420 U	< 590 U	< 510 U	< 450 U	< 590 U	< 480 U	< 530 U	< 480 U	< 530 U
BIS(2-CHLOROISOPROPYL) ETHER	108-60-1	ug/kg	310000		< 590 U	< 570 U	< 710 U	< 630 U	< 600 U	< 420 U	< 590 U	< 510 U	< 450 U	< 590 U	< 480 U	< 530 U	< 480 U	< 530 U
BIS(2-ETHYLHEXYL) PHTHALATE	117-81-7	ug/kg	39000	180	< 310 U	83 J	< 360 U	< 330 U	< 310 U	< 220 U	< 310 U	< 260 U	< 230 U	< 310 U	380	89 J	< 250 U	310
Caprolactam	105-60-2	ug/kg	3100000		< 590 U	< 570 U	< 710 U	< 630 U	< 600 U	< 420 U	< 590 U	< 510 U	< 450 U	< 590 U	< 480 U	< 530 U	< 480 U	< 530 U
CARBAZOLE	86-74-8	ug/kg	240000	69	< 590 U	< 570 U	< 710 U	< 630 U	< 600 U	< 420 U	< 590 U	< 510 U	< 450 U	< 590 U	68 J	< 530 U	< 480 U	< 530 U
CHRYSENE	218-01-9	ug/kg	110000	166	74 J	< 290 U	130 J	< 330 U	150 J	< 220 U	< 310 U	180 J	< 230 U	< 310 U	850	140 J	< 250 U	660
DIBENZ(A,H)ANTHRACENE	53-70-3	ug/kg	110	33	< 310 U	< 290 U	< 360 U	< 330 U	< 310 U	< 220 U	< 310 U	< 260 U	< 230 U	< 310 U	140 J	< 270 U	< 250 U	110 J
Dibenzofuran	132-64-9	ug/kg	7800	510	< 310 U	< 290 U	< 360 U	< 330 U	< 310 U	< 220 U	< 310 U	< 260 U	< 230 U	< 310 U	< 250 U	< 270 U	< 250 U	< 270 U
Diethyl Phthalate	84-66-2	ug/kg	5100000	630	< 310 U	< 290 U	< 360 U	< 330 U	< 310 U	< 220 U	< 310 U	< 260 U	< 230 U	< 310 U	< 250 U	< 270 U	< 250 U	< 270 U
DIMETHYL PHTHALATE	131-11-3	ug/kg	5100000	678	< 310 U	< 290 U	< 360 U	< 330 U	< 310 U	< 220 U	< 310 U	< 260 U	< 230 U	< 310 U	< 250 U	< 270 U	< 250 U	< 270 U
Di-N-Butyl Phthalate	84-74-2	ug/kg	630000	11	< 310 U	< 290 U	< 360 U	< 330 U	< 310 U	< 220 U	< 310 U	< 260 U	< 230 U	< 310 U	< 250 U	< 270 U	< 250 U	< 270 U
DI-N-OCTYLPHTHALATE	117-84-0	ug/kg	63000	39	< 590 U	< 570 U	< 710 U	< 630 U	< 600 U	< 420 U	< 590 U	< 510 U	< 450 U	< 590 U	< 480 U	< 530 U	< 480 U	< 530 U
FLUORANTHENE	206-44-0	ug/kg	240000	423	130 J	110 J	240 J	140 J	310	79 J	120 J	390	< 230 U	120 J	1600	300	65 J	1400
FLUORENE	86-73-7	ug/kg	240000	77	< 310 U	< 290 U	< 360 U	< 330 U	< 310 U	< 220 U	< 310 U	< 260 U	< 230 U	< 310 U	< 250 U	< 270 U	< 250 U	< 270 U
HEXACHLOROBENZENE	118-74-1	ug/kg	78	20	< 310 U	< 290 U	< 360 U	< 330 U	< 310 U	< 220 U	< 310 U	< 260 U	< 230 U	< 310 U	< 250 U	< 270 U	< 250 U	< 270 U
Hexachlorobutadiene	87-68-3	ug/kg	1200		< 310 U	< 290 U	< 360 U	< 330 U	< 310 U	< 220 U	< 310 U	< 260 U	< 230 U	< 310 U	< 250 U	< 270 U	< 250 U	< 270 U
HEXACHLOROCYCLOPENTADIENE	77-47-4	ug/kg	180	6.5	< 590 U	< 570 U	< 710 U	< 630 U	< 600 U	< 420 U	< 590 U	< 510 U	< 450 U	< 590 U	< 480 U	< 530 U	< 480 U	< 530 U
HEXACHLOROETHANE	67-72-1	ug/kg	1800	27	< 310 U	< 290 U	< 360 U	< 330 U	< 310 U	< 220 U	< 310 U	< 260 U	< 230 U	< 310 U	< 250 U	< 270 U	< 250 U	< 270 U
INDENO(1,2,3-C,D)PYRENE	193-39-5	ug/kg	1100	200	< 310 U	< 290 U	< 360 U	< 330 U	69 J	< 220 U	< 310 U	89 J	< 230 U	< 310 U	310	< 270 U	< 250 U	220 J
ISOPHORONE	78-59-1	ug/kg	570000	876	< 310 U	< 290 U	< 360 U	< 330 U	< 310 U	< 220 U	< 310 U	< 260 U	< 230 U	< 310 U	< 250 U	< 270 U	< 250 U	< 270 U
Naphthalene	91-20-3	ug/kg	2000	176	< 310 U	< 290 U	< 360 U	< 330 U	< 310 U	< 220 U	< 310 U	< 260 U	< 230 U	< 310 U	< 250 U	< 270 U	< 250 U	< 270 U
NITROBENZENE	98-95-3	ug/kg	5100	407	< 310 U	< 290 U	< 360 U	< 330 U	< 310 U	< 220 U	< 310 U	< 260 U	< 230 U	< 310 U	< 250 U	< 270 U	< 250 U	< 270 U
N-NITROSODI-N-PROPYLAMINE	621-64-7	ug/kg	78		< 310 U	< 290 U	< 360 U	< 330 U	< 310 U	< 220 U	< 310 U	< 260 U	< 230 U	< 310 U	< 250 U	< 270 U	< 250 U	< 270 U
N-NITROSODIPHENYLAMINE	86-30-6	ug/kg	110000	110	< 310 U	< 290 U	< 360 U	< 330 U	< 310 U	< 220 U	< 310 U	< 260 U	< 230 U	< 310 U	< 250 U	< 270 U	< 250 U	< 270 U
PENTACHLOROPHENOL	87-86-5	ug/kg	1000	10	< 590 U	< 570 U	< 710 U	< 630 U	< 600 U	< 420 U	< 590 U	< 510 U	< 450 U	< 590 U	< 480 U	< 530 U	< 480 U	< 530 U
PHENANTHRENE	85-01-8	ug/kg	1800000	204	< 310 U	< 290 U	170 J	< 330 U	190 J	< 220 U	< 310 U	220 J	< 230 U	< 310 U	530	140 J	< 250 U	460
PHENOL	108-95-2	ug/kg	1900000	175	< 590 U	< 570 U	< 710 U	< 630 U	< 600 U	< 420 U	< 590 U	< 510 U	< 450 U	< 590 U	< 480 U	< 530 U	< 480 U	< 530 U
PYRENE	129-00-0	ug/kg	180000	195	120 J	100 J	220 J	120 J	280 J	75 J	85 J	350	< 230 U	79 J	890	170 J	66 J	740
TOTAL ORGANIC CARBON	TOC	mg/kg			63000	62000	100000	56000	74000	17000	52000	54000	24000	64000	79000	44000	32000	100000

Table 28
Phase 2 Reach Sediment Analytical Results
Phase 2 Data Evaluation Summary Memorandum
Lower Neponset River
Boston and Milton, Massachusetts

					Location	24A-0059	24A-0059	24A-0060	24A-0060	24A-0061	24A-0061	24A-0061	24A-0062	24A-0063	24A-0063	24A-0063	24A-0064	24A-0064	24A-0064
					Sample Name	24A-0059-BS	24A-0059-CS	24A-0060-AS	24A-0060-BS	24A-0061-AS	24A-0061-BS	24A-0061-CS	24A-0062-AS	24A-0063-AS	24A-0063-BS	24A-0063-CS	24A-0064-AS	24A-0064-BS	24A-0064-CS
					Sample Date	9/25/2024	9/25/2024	10/2/2024	10/2/2024	9/25/2024	9/25/2024	9/25/2024	10/23/2024	10/4/2024	10/4/2024	10/4/2024	9/27/2024	9/27/2024	9/27/2024
					Sample Type	N	N	N	N	N	N	N	N	N	N	N	N	N	N
					Depth Interval	0.5 - 1.7 ft	1.7 - 3.5 ft	0 - 0.5 ft	0.5 - 0.7 ft	0 - 0.5 ft	0.5 - 1.2 ft	1.2 - 2.6 ft	0 - 0.5 ft	0 - 0.5 ft	0.5 - 2.3 ft	2.3 - 3.8 ft	0 - 0.5 ft	0.5 - 1.3 ft	1.3 - 3 ft
Analyte	Cas No.	Units	Human Health PAL	Ecological PAL															
Grain Size																			
%CLAY	%CLAY	%			0	0	0	0	0	0	0	0	0	4.4	0	0	0	15.5
%COARSE SAND >.5-1MM (USDA classification)	%COARSESAND	%			0	4.2	6.2	20.6	0.3	0	0.9	0.6	0	0.5	5.8	0	0	2.7
%FINE SAND >.125-.25 mm (USDA classification)	%FINE SAND	%			13.8	28.6	42.2	16.2	35.4	26.9	50.7	58.9	76.6	36.0	34.3	36.9	12.0	10.2
%MEDIUM SAND >.25-5 mm (USDA classification)	%MEDIUM SAND	%			4.6	10.4	24.5	23.9	4.0	0.9	4.7	4.1	4.4	4.3	19.6	10.0	5.2	4.8
Gravel	GRAVEL	%			0.3	28.6	13.8	39.3	0	0	1.8	0.7	0	8.2	37.7	0	0	0.3
Hydrometer, Reading 1, Percent Passing	HYD01	%			1.1	7.0	0	0	2.1	2.0	7.7	2.1	4.9	10.9	0.7	1.4	1.4	22.5
Hydrometer, Reading 2, Percent Passing	HYD02	%			1.1	2.1	0	0	2.1	2.0	7.7	2.1	1.2	9.3	0	0	1.4	19.0
Hydrometer, Reading 3, Percent Passing	HYD03	%			0	0	0	0	0	2.0	1.3	0	1.2	4.4	0	0	1.4	19.0
Hydrometer, Reading 4, Percent Passing	HYD04	%			0	0	0	0	0	2.0	1.3	0	0	4.4	0	0	0	15.5
Hydrometer, Reading 5, Percent Passing	HYD05	%			0	0	0	0	0	0	0	0	0	4.4	0	0	0	15.5
Hydrometer, Reading 6, Percent Passing	HYD06	%			0	0	0	0	0	0	0	0	0	1.1	0	0	0	8.5
Hydrometer, Reading 7, Percent Passing	HYD07	%			0	0	0	0	0	0	0	0	0	0	0	0	0	1.5
Sand	308075-07-2	%			18.4	43.2	72.9	60.7	39.7	27.8	56.3	63.6	81.0	40.8	59.7	46.9	17.2	17.7
SIEVE NO. 10, PERCENT PASSING (2.00 mm)	SIEVE10	%			99.7	67.2	80.0	40.1	99.7	100.0	97.3	98.7	100.0	91.3	56.5	100.0	100.0	97.0
SIEVE NO. 40, PERCENT PASSING (0.425 mm)	SIEVE40	%			95.1	56.8	55.5	16.2	95.7	99.1	92.6	94.6	95.6	87.0	36.9	90.0	94.8	92.2
SIEVE NO. 80, PERCENT PASSING	SIEVE80	%			92.4	48.1	24.4	3.4	89.7	89.7	70.0	69.5	66.4	74.3	10.3	70.1	91.6	87.5
SIEVE, NO. 20, PERCENT PASSING (0.85 mm)	SIEVE20	%			97.1	61.9	73.6	29.3	97.6	99.8	95.8	98.3	98.7	90.1	51.0	94.9	95.7	93.2
SIEVE, NO. 60, PERCENT PASSING	SIEVE60	%			94.0	52.6	40.5	8.9	94.4	95.8	81.6	82.0	82.3	81.9	17.4	82.0	94.0	90.0
Sieve-U.S. Std. No. 100 (0.15mm)	SIEVEUS100	%			91.7	47.1	22.0	2.8	77.0	88.6	66.8	59.0	57.2	71.6	9.4	68.4	89.9	85.7
Sieve-U.S. Std. No. 200 (0.075mm)	SIEVEUS200	%			81.3	28.2	13.3	0	60.3	72.2	41.9	35.7	19.0	51.0	2.6	53.1	82.8	82.0
Sieve-U.S. Std. No. 4 (4.75mm)	SIEVEUS4	%			99.7	71.4	86.2	60.7	100.0	100.0	98.2	99.3	100.0	91.8	62.3	100.0	100.0	99.7
Sieve-US Std. 0.375-inch (9.5 mm)	SIEVE0.375IN	%			100.0	77.0	90.2	85.6	100.0	100.0	100.0	99.7	100.0	93.2	71.2	100.0	100.0	100.0
Sieve-US Std. 0.75-inch (19 mm)	SIEVE0.75IN	%			100.0	100.0	100.0	100.0	100.0	100.0	100.0	100.0	100.0	100.0	100.0	100.0	100.0	100.0
Sieve-US Std. 1.5-inch (37.5 mm)	SIEVE1.5IN	%			100.0	100.0	100.0	100.0	100.0	100.0	100.0	100.0	100.0	100.0	100.0	100.0	100.0	100.0
SIEVE-US std. 1-inch (25 mm)	SIEVE1INCH	%			100.0	100.0	100.0	100.0	100.0	100.0	100.0	100.0	100.0	100.0	100.0	100.0	100.0	100.0
SIEVE-US std. 2-inch (50 mm)	SIEVE2INCH	%			100.0	100.0	100.0	100.0	100.0	100.0	100.0	100.0	100.0	100.0	100.0	100.0	100.0	100.0
SILT	445	%			81.3	28.2	13.3	0	60.3	72.2	41.9	35.7	19.0	46.6	2.6	53.1	82.8	66.5
PCDD/F																		
1,2,3,4,6,7,8-HpCDD	35822-46-9	pg/g	480	500	2220	2290	802	240	2140	3100	1860	2230 J	1240	1250	178	2140 J	2330 J	2860 J
1,2,3,4,6,7,8-HpCDF	67562-39-4	pg/g	480	50	1160	1120	464	143	1140	1150	954	1170 J	574	726	112	1160	1180	1660
1,2,3,4,7,8,9-HpCDF	55673-89-7	pg/g	480	50	40.7	39.1	13.5	4.12 J	41.5	56.9	29.9	35.9	26.4	21.5	2.86 J	37.6	38.1	48.1
1,2,3,4,7,8-HxCDD	39227-28-6	pg/g	48	1	19.8	18.2	7.96 J+	2.77 J+	19.2	20.1	18.3	20.2	9.63	10.4	1.91 J	18.5	16.3	18.6
1,2,3,4,7,8-HxCDF	70648-26-9	pg/g	48	5	76.7	54	21.1	6.04	74.9	77	39.4	50.9	58.2	41.3	4.28 J	66.3	78.5	62.4
1,2,3,6,7,8-HxCDD	57653-85-7	pg/g	48	50	115	117	39.6	12.7	169	151	94.1	110	52.9	64.6	9.84	102	107	127
1,2,3,6,7,8-HxCDF	57117-44-9	pg/g	48	5	37.4	29.8	13	4.32 J	36.2	37.5	22.9	36	22.7	21.9	2.92 J	37	36.7	34.8
1,2,3,7,8,9-HxCDD	19408-74-3	pg/g	48	50	57.8	55.7	20.5	6.21	84.6	60.1	46	63.5	27.6	32.2	5	54.2	47.1	55.6
1,2,3,7,8,9-HxCDF	72918-21-9	pg/g	48	5	< 1.79 U	< 1.84 U	< 0.61 U	< 0.353 U	< 1.5 U	< 1.73 U	< 1.49 U	< 2.25 U	< 0.672 U	< 0.85 U	< 0.29 U	< 1.58 U	< 1.54 U	< 1.86 U
1,2,3,7,8-PeCDD	40321-76-4	pg/g	4.8	0.5	9.44 J	8.98 J	3.9 J	1 JN	9.34 J	9.75 J	8.22 J	10.4 J	4.93	5.21 J	0.954 J	8.77 J	8.5 J	9.89 J
1,2,3,7,8-PeCDF	57117-41-6	pg/g	160	10	11.4	11	3.45 J	1.11 J	10.4	14.9	8.21	12.4	10.4	7.2	1.12 J	9.01	10.5	11.8
2,3,4,6,7,8-HxCDF	60851-34-5	pg/g	48	5	40.1	34.3	13.1	3.91 J	36.2	46.4	28.3	34.5	26.9	24.8	3.05 J	38.9	39.7	42.1
2,3,4,7,8-PeCDF	57117-31-4	pg/g	16	1	58.4	67.6 J	19.3 J+	5.89 J+	48.2 J	91.5 J	55.4 J	55.1 J	82.9	56.2	4.98	41.1	59.2	81.3
2,3,7,8-TCDD	1746-01-6	pg/g	4.8	0.5	2.58 JN	3.93 J	1.18 J	0.487 JN	2.39 J	5.49 J	3.45 JN	4.76 J	2.45 J	2.83 J	0.462 JN	2.23 J	2.35 JN	6.45 J
2,3,7,8-TCDF	51207-31-9	pg/g	48	10	22.2	29.4	8.35	2.56	20.7	36.1	26.3	44.2	23.7	21.8	2.38	17.2	22.2	33.3
OCDD	3268-87-9	pg/g	16000	5000	15900 EB	18600 EB	6830 EB	2060 EB	14500 EB	26500 JEB	16300 EB	19500 J	12200 EB	10600 EB	1370 EB	15300 EB	17000 EB	27700 JEB
OCDF	39001-02-0	pg/g	16000	5000	1300	1130	470	142	1300	1540	993	1220 J	743 J	677 J	107 J	1300	1220	1770
Total HpCDD	RA_Total_HpCDD	pg/g			3900	4250	1457	441	3790	5520	3600	4240	2360	2280	311	4060	4170	5190
Total HpCDF	RA_Total_HpCDF	pg/g			2375.5	2517.2	981.39	302.9	2417.3	2900.9	2146.7	2615.4	1323.7	1535.48	236.86	2299.1	2349.4	3686.1
Total HxCDD	RA_Total_HxCDD	pg/g	100		690.03	721.84	278.43	84.91	927.54	805.4	627.06	736	371.39	445.06	63.44	661.65	625.68	782.1
Total HxCDF	RA_Total_HxCDF	pg/g			869.69	854.33	289.25	92.372	860.41	1041.41	712.44	955.04	531.536	591.74	81.402	847.673	875.4	1136.86
Total PeCDD	RA_Total_PeCDD	pg/g			90.61	89.38	49.554	13.877	96.41	104.51	80.8	103.55	65.528	67.492	8.439	78.13	81.04	102.8
Total PeCDF	RA_Total_PeCDF	pg/g			488.25	476.036	191.485	56.381	432.355	675.49	392.555	517.14	581.929	428.864	44.659	397.888	497.373	590.694
Total TCDD	RA_Total_TCDD	pg/g			35.78	31.7	15.546	4.043	34.479	48.88	23.85	32.34	39.364	31.119	2.817	28.199	29.68	45.04
Total TCDF	RA_Total_TCDF	pg/g			418.75	463.84	126.936	37.346	379.3	793.43	394.67	421.97	620.11	395.55	30.081	273.14	377.96	586.19
Total PCDD/F TEQ (Bird)	RA-TEQ-B-DF	pg/g			133.047	146.324	46.946	14.2929	123.045	186.918	123.1353	152.661	138.1088	109.7987	12.0812	107.562	131.718	176.698
Total PCDD/F TEQ (Fish)	RA-TEQ-F-DF	pg/g			85.895	87.221	30.928	9.548	79.786	109.764	74.1348	85.876	75.4733	62.4107	7.6837	73.6685	83.599	107.189
Total PCDD/F TEQ (Mammal)	RA-TEQ-M-DF	pg/g			106.149	107.77	38.3195	11.6701	108.537	137.438	89.6932	108.567	77.0119	70.1741	9.2533	95.3663	104.622	132.986
PCB Congeners																		
PCB-001	2051-60-7	ng/g	230	14	32.9	18.2	25.1	5.84	48.4 J	13.1	19.7	22.9 J	183 J	381 J	9.54 J	27.6 J	15.6 J	14.4 J
PCB-002	2051-61-8	ng/g	230	14	< 0.0477 UJ	4.8 J	5.22 J	1.95 J	< 0.0478 UJ	2.03 J	3.86 J	4.71	6.73	14.6	< 0.0463 U	0.634	0.517	8.84
PCB-003	2051-62-9	ng/g	230	14	16.6	12.8	22.3	7.62	18.4	12	13.1	11.6 J	104 J	203 J	5 J	15	11.5	17.5
PCB-004/010	PCB-4/10	ng/g	230	14	141 J	353 J	310 J	89.3 J	120 J	161 J	519 J	561 J	1240 J	5510 J	108 J	82.3 J	71.1 J	462 J
PCB-005/008	PCB-5/8	ng/g	230	14	163 J	362 J	310 J	103 J	106 J	182 J	377 J	408 J	1060 J	1550 J	79.3 J	88.3 J	81.5 J	346 J
PCB-006	25569-80-6	ng/g	230	14	38.4	403 J	318 J	126 J	23	132 J	497 J	532 J	196 J	843 J	87.1 J	16.3 J	22.9 J	489 J
PCB-007/009	PCB-7/9	ng/g	230	14	7.2 J	23.8 J	15.6	6.12	4.05 J	11.4 J	30.4 J	22.7 J	35	50.3 J	3.72	2.75	3.09	22.9
PCB-011	2050-67-1	ng/g	230	14	11.6	27.5	7.25	2.16	4.78	64.8 J	37.3	13.5 J	71.1 J	72.3 J	2.93	3.67 J	8.75 J	28.4 J
PCB-012/013	PCB-12/13	ng/g	230	14	43.9 J	85.8 J	42.3 J	13	18.5	212 J	122 J	47.8 J	219 J	182 J	7.86	11.4	33.9	107 J
PCB-014	34883-41-5	ng/g	230	14	< 0.0441 U	< 0.0431 U	< 0.0436 U	< 0.0436 U	< 0.0443 U	< 0.0441 U	< 0.0436 U	< 0.0445 U	< 0.0439 U	< 0.0444 U	< 0.0429 U	< 0.044 U	< 0.0415 U	< 0.0431 U
PCB-015	2050-68-2	ng/g	230	14	375 J	317 J	443 J	150 J	184 J	2180 J	883 J	442 J	2290 J	1340 J	31.5 J	108 J	352 J	1150 J
PCB-016/032	PCB-16/32	ng/g	230	14	1190 J	2440 J	690 J	241 J	179 J	3490 J	1630 J	1570 J	7890 J	4500 J	141 J	67 J	625 J	3010 J

Table 28
Phase 2 Reach Sediment Analytical Results
Phase 2 Data Evaluation Summary Memorandum
Lower Neponset River
Boston and Milton, Massachusetts

					Location	24A-0059	24A-0059	24A-0060	24A-0060	24A-0061	24A-0061	24A-0061	24A-0062	24A-0063	24A-0063	24A-0063	24A-0064	24A-0064	24A-0064
					Sample Name	24A-0059-BS	24A-0059-CS	24A-0060-AS	24A-0060-BS	24A-0061-AS	24A-0061-BS	24A-0061-CS	24A-0062-AS	24A-0063-AS	24A-0063-BS	24A-0063-CS	24A-0064-AS	24A-0064-BS	24A-0064-CS
					Sample Date	9/25/2024	9/25/2024	10/2/2024	10/2/2024	9/25/2024	9/25/2024	9/25/2024	10/23/2024	10/4/2024	10/4/2024	10/4/2024	9/27/2024	9/27/2024	9/27/2024
					Sample Type	N	N	N	N	N	N	N	N	N	N	N	N	N	N
					Depth Interval	0.5 - 1.7 ft	1.7 - 3.5 ft	0 - 0.5 ft	0.5 - 0.7 ft	0 - 0.5 ft	0.5 - 1.2 ft	1.2 - 2.6 ft	0 - 0.5 ft	0 - 0.5 ft	0.5 - 2.3 ft	2.3 - 3.8 ft	0 - 0.5 ft	0.5 - 1.3 ft	1.3 - 3 ft
Analyte	Cas No.	Units	Human Health PAL	Ecological PAL														
PCB-017	37680-66-3	ng/g	230	14	350 JEB	1390 JEB	402 JEB	138 JEB	84.6 JEB	2110 JEB	1290 JEB	990 J	2690 J	2390 J	80.6 J	49.2 JEB	185 JEB	1520 JEB
PCB-018	37680-65-2	ng/g	230	14	136 JEB	1590 JEB	766 JEB	270 JEB	73.5 JEB	2680 JEB	2230 JEB	1850 JEB	535 J	1310 J	122 J	22.8 EB	138 JEB	2450 JEB
PCB-019	38444-73-4	ng/g	230	14	453 J	743 J	189 J	57.1 J	45.8 J	837 J	325 J	391 J	4190 J	2970 J	52.2 J	23.1	154 J	828 J
PCB-020/021/033	PCB-20/21/33	ng/g	230	14	109 J	522 J	42.9 J	12.6 J	28.3 J	744 J	542 J	285 J	228 J	267 J	32.4	10.2	103 J	384 J
PCB-022	38444-85-8	ng/g	230	14	177 J	674 J	109 J	37.4	46.4 J	1380 J	668 J	421 J	422 J	337 J	28.1	14.1	188 J	712 J
PCB-023/034	PCB-23/34	ng/g	230	14	5.4	33.4	11.2	4.09	2.51	46.7 J	37.8	26.4	25	52.7 J	2.4	1.17 J	6.21 J	40.6 J
PCB-024/027	PCB-24/27	ng/g	230	14	244 J	394 J	61.3 J	20.4	38.8	584 J	213 J	151 J	1770 J	1240 J	23.2 J	14.8	107 J	374 J
PCB-025	55712-37-3	ng/g	230	14	149 J	1140 J	326 J	108 J	59 J	1790 J	1420 J	643 J	759 J	721 J	57.8 J	23.8 J	157 J	1370 J
PCB-026	38444-81-4	ng/g	230	14	286 J	1860 J	479 J	161 J	107 J	3170 J	2180 J	1060 JEB	1470 J	1620 J	105 J	38.3	281 J	2250 J
PCB-028	7012-37-5	ng/g	230	14	1250 J	3460 J	373 J	125 J	335 J	6490 J	2050 J	1990 JEB	2880 J	1300 J	134 J	112 J	1230 J	4150 J
PCB-029	15862-07-4	ng/g	230	14	0.541 J	1.21 J	< 0.0571 U	< 0.0571 U	< 0.0579 UJ	1.55 J	< 0.057 UJ	< 0.0583 U	2.93	2.26	< 0.0561 U	< 0.0576 U	< 0.0543 U	< 0.0564 U
PCB-030	35693-92-6	ng/g	230	14	0.642	1.55	< 0.0569 U	< 0.0569 U	< 0.0578 U	3.06	1	< 0.0581 U	2.77	2.28	< 0.0559 U	< 0.0574 U	0.48	1.93
PCB-031	16606-02-3	ng/g	230	14	250 J	1990 J	742 J	238 J	232 J	2590 J	3070 J	1900 J	1120 J	2140 J	151 J	80.3 J	304 J	2260 J
PCB-035	37680-69-6	ng/g	230	14	8.98 J	40 J	2.22 J+	< 0.0534 U	7.93 J	43.4 J	38.8 J	12.1 J+	15.5 J+	44.4 J	< 0.0525 U	0.962 J+	5.89 J+	14.5 J+
PCB-036	38444-87-0	ng/g	230	14	< 0.0428 U	< 0.0418 U	< 0.0423 U	< 0.0422 U	< 0.0429 U	< 0.0427 U	< 0.0422 U	< 0.0431 U	< 0.0425 U	< 0.043 U	< 0.0415 U	< 0.0426 U	< 0.0402 U	< 0.0417 U
PCB-037	38444-90-5	ng/g	230	14	200 J	332 J	121 J	40.1 J	92.4 J	977 J	356 J	366 J	296 J	178 J	16.9	40.7 J	262 J	521 J
PCB-038	53555-66-1	ng/g	230	14	< 0.0641 U	< 0.0626 U	< 0.0634 U	< 0.0634 U	< 0.0643 U	< 0.064 U	< 0.0633 U	< 0.0647 U	< 0.0638 U	< 0.0645 U	< 0.0623 U	< 0.0639 U	< 0.0603 U	< 0.0626 U
PCB-039	38444-88-1	ng/g	230	14	4.36	12.1	2.02 J	0.828 J	1.5	19.3	9.6	5.86	21.4	17	< 0.0402 U	1.34	4.6	12.9
PCB-040	38444-93-8	ng/g	230	14	116 J	360 J	13 J	3.34 J	27.3 J	715 J	342 J	102 J	111 J	77.9 J	13.3	6.17	106 J	381 J
PCB-041/064	PCB-41/64	ng/g	230	14	555 J	1260 J	49.5 J	14.8	281 J	2320 J	1060 J	388 J	584 J	335 J	39.6 J	116 J	580 J	1310 J
PCB-042	36559-22-5	ng/g	230	14	357 J	853 J	104 J	31.2	146 J	1830 J	783 J	465 J	771 J	411 J	34.4	36.4	343 J	1170 J
PCB-043/049	PCB-43/49	ng/g	230	14	1170 JEB	2590 JEB	742 JEB	224 JEB	682 JEB	5520 JEB	2420 JEB	1700 JEB	3990 J	2220 J	124 J	280 JEB	1290 JEB	4030 JEB
PCB-044	41464-39-5	ng/g	230	14	774 JEB	2250 JEB	115 JEB	31 EB	337 JEB	4730 JEB	2170 JEB	880 JEB	1080 J	680 J	94.6 J	71.1 JEB	808 JEB	2740 JEB
PCB-045	70362-45-7	ng/g	230	14	194 J	454 J	12.2	3.2	57.5 J	911 J	384 J	96.2 J	200 J	105 J	13.7	10.5	164 J	429 J
PCB-046	41464-47-5	ng/g	230	14	53.7 J	158 J	28.6	9.05	11.9 J	315 J	160 J	125 J	169 J	101 J	9.74	2.21	44.3 J	240 J
PCB-047/048/075	PCB-47/48/75	ng/g	230	14	1000 J	1340 J	370 J	108 J	551 J	2760 J	1090 J	821 J	3670 J	1980 J	69 J	228 J	800 J	1850 J
PCB-050	62796-65-0	ng/g	230	14	8.24	14.5	3.14	1.01	2.61	25.8	10.9	7.11	47.4 J	29.8	0.766	0.71 J	4.92 J	18.6 J
PCB-051	68194-04-7	ng/g	230	14	158 J	234 J	107 J	32.8	44.2 J	411 J	169 J	173 J	1080 J	576 J	14.4 J	10.8	97.9 J	347 J
PCB-052/073	PCB-52/73	ng/g	230	14	1150 J	2740 J	658 J	202 J	736 J	5810 J	2610 J	1660 JEB	2980 J	1750 J	132 J	239 J	1290 J	4210 J
PCB-053	41464-41-9	ng/g	230	14	342 J	561 J	220 J	68 J	126 J	1090 J	465 J	442 J	1620 J	796 J	32.6 J	23.4	247 J	898 J
PCB-054	15968-05-5	ng/g	230	14	12.4	17.1	9.77	3.33	4.09	26	9.82	16.2 J	112 J	68.5 J	1.36	0.808	6.9	27.2
PCB-055	74338-24-2	ng/g	230	14	8.69 J	14.9 J	0.915	< 0.0778 U	2.7 J	25.3 J	7.17 J	3.5	6.02 J+	3.83	< 0.0765 U	0.969	8.43	12.4
PCB-056/060	PCB-56/60	ng/g	230	14	299 J	317 J	20.2	6.19	167 J	895 J	251 J	184 J	176 J	84.4 J	11.9	64.7 J	317 J	342 J
PCB-057	70424-67-8	ng/g	230	14	20.4	45.8 J	3.26 J	0.92 J	4.03	76.7 J	27.5	13	60.6 J	45.8 J	1.56	2.47 J	15.6 J	49 J
PCB-058	41464-49-7	ng/g	230	14	3.34	7.03	< 0.0524 UJ	< 0.0524 UJ	1.89	10.2	6.12	3.56	4.97 J+	2.62	0.491	1.08	3.56	7.78
PCB-059	74472-33-6	ng/g	230	14	92.9 J	171 J	5.85	1.35	25.1	335 J	139 J	38.8 J	65.6 J	38.5	5.11	6.82	81.7 J	154 J
PCB-061/074	PCB-61/74	ng/g	230	14	322 J	655 J	79.1 J	24.5	169 J	1180 J	617 J	510 J	474 J	295 J	42.5 J	70.8 J	384 J	764 J
PCB-062	54230-22-7	ng/g	230	14	< 0.0479 U	< 0.0468 U	< 0.0474 U	< 0.0473 U	< 0.048 U	< 0.0478 U	< 0.0473 U	< 0.0483 U	< 0.0477 U	< 0.0482 U	< 0.0465 U	< 0.0478 U	< 0.045 U	< 0.0468 U
PCB-063	74472-34-7	ng/g	230	14	74 J	144 J	19.9	6.39	24.7	241 J	93.7 J	59.7 J	245 J	164 J	5.68	16.8	64.2 J	163 J
PCB-065	33284-54-7	ng/g	230	14	< 0.0669 UJ	0.915 J	< 0.0661 U	< 0.0661 U	< 0.0671 UJ	2.83 J	< 0.066 UJ	< 0.0675 U	1.36 J+	0.949	< 0.065 U	< 0.0667 U	0.481	0.81
PCB-066/080	PCB-66/80	ng/g	230	14	559 J	711 J	160 J	49.9 J	402 J	1660 J	707 J	926 JEB	700 J	385 J	52.8 J	171 J	671 J	960 J
PCB-067	73575-53-8	ng/g	230	14	23.7 J	51.8 J	2.58	0.902	9.83 J	90.3 J	50.2 J	27.5	26.5 J+	18.7	3.17	3.25	25.7	55.5 J
PCB-068	73575-52-7	ng/g	230	14	17.3	29.5	9.24	3.18	13.2	45.6 J	27	18.1 J	51.4 J	40.3 J	2.06	8.85	16.4	27.3
PCB-069	60233-24-1	ng/g	230	14	4.56	6.92	< 0.0524 U	< 0.0524 U	1.66	12.4	4.59	3.01	15.2 J+	11.5	< 0.0515 U	< 0.0529 U	3.49	6.66
PCB-070	32598-11-1	ng/g	230	14	531 J	545 J	69.2 J	21	391 J	1460 J	589 J	677 J	434 J	256 J	41.1 J	155 J	592 J	650 J
PCB-071	41464-46-4	ng/g	230	14	376 J	787 J	149 J	46.2 J	101 J	1390 J	695 J	520 J	1140 J	668 J	42.9 J	25.4	310 J	1030 J
PCB-072	41464-42-0	ng/g	230	14	23.4	36.9	8.69	2.51	17.2	66.3 J	31.9	18.6 J	65.6 J	48.7 J	1.93	11.2	22.8	49.7 J
PCB-076	70362-48-0	ng/g	230	14	< 0.0784 U	< 0.0766 U	< 0.0775 U	< 0.0775 U	< 0.0786 U	< 0.0783 U	< 0.0773 U	< 0.079 U	< 0.078 U	< 0.0789 U	< 0.0761 U	< 0.0782 U	< 0.0737 U	< 0.0765 U
PCB-077	32598-13-3	ng/g	38	14	73.6 J	90.1 J	19.6 J+	6.18 J+	68.8 J	259 J	84.1 J	84.9 J	97 J	50 J	5.94 J+	33.6 J+	103 J	133 J
PCB-078	70362-49-1	ng/g	230	14	< 0.0816 U	< 0.0796 U	< 0.0806 U	< 0.0806 U	< 0.0818 U	< 0.0814 U	4.26	< 0.0822 U	< 0.0811 U	< 0.0821 U	< 0.0792 U	< 0.0813 U	< 0.0767 U	< 0.0796 U
PCB-079	41464-48-6	ng/g	230	14	< 0.0457 U	< 0.0447 U	< 0.0452 U	< 0.0452 U	< 0.0458 U	< 0.0457 U	< 0.0451 U	< 0.0461 U	< 0.0455 U	< 0.046 U	< 0.0444 U	< 0.0456 U	< 0.043 U	< 0.0446 U
PCB-081	70362-50-4	ng/g	12	14	6.6 J	10.2 J	< 0.0716 U	< 0.0716 U	5.91 J	21.9 J	8.94 J	< 0.073 U	6.8 J+	5.96 J+	< 0.0704 U	3.27 J+	8.64 J+	12.2 J+
PCB-082	52663-62-4	ng/g	230	14	58.9 J	118 J	6.98	2.27	41.8 J	224 J	89.3 J	50.8 J	54.9 J	35.9	4.82	16.8	64.7 J	126 J
PCB-083/109	PCB-83/109	ng/g	230	14	35.3	62.3 J	5.12	1.33	25	125 J	52.7 J	27.5 J	53.3 J	32.9	2.47	11.2	34.6	74.1 J
PCB-084	52663-60-2	ng/g	230	14	131 J	290 J	16.9	4.47	79.9 J	562 J	265 J	115 J	156 J	98.9 J	11.8	27	125 J	324 J
PCB-085/120	PCB-85/120	ng/g	230	14	120 J	188 J	16	4.61	100 J	339 J	144 J	90.6 J	108 J	68.8 J	8.87	55.4 J	135 J	209 J
PCB-086/097	PCB-86/97	ng/g	230	14	122 J	194 J	18	4.8	105 J	404 J	179 J	126 J	122 J	75 J	10.8	42.8 J	137 J	241 J
PCB-087/115/116	PCB-87/115/116	ng/g	230	14	206 J	324 J	28.2	7.62	167 J	630 J	235 J	155 J	260 J	156 J	14.1	83.2 J	228 J	347 J
PCB-088/121	PCB-88/121	ng/g	230	14	2.31 J	3.41 J	< 0.156 U	< 0.156 U	1.56 J	7.33 J	2.31 J	< 0.159 U	3.26	1.89	< 0.153 U	< 0.157 U	2.8	3.28
PCB-089/090/101	PCB-89/90/101	ng/g	230	14	358 J	499 J	54.8 J	14.7	318 J	1020 J	450 J	319 J	472 J	278 J	26.8	155 J	395 J	599 J
PCB-091	68194-05-8	ng/g	230	14	144 J	226 J	24.8	6.81	104 J	437 J	197 J	106 J	289 J	166 J	9.52	57.7 J	142 J	268 J
PCB-092	52663-61-3	ng/g	230	14	108 J	157 J	22.1	5.87	89.4 J	316 J	128 J	77.7 J	243 J	149 J	6.9	49.8 J	107 J	197 J
PCB-093/095	PCB-93/95	ng/g	230	14	392 J	677 J	37.6	8.77	283 J	1340 J	611 J	261 J	407 J	251 J	27.2	130 J	395 J	738 J
PCB-094	73575-55-0	ng/g	230	14	11.3	15.5	2.38	0.744	8.06	28.1	11.9	7.12	38	23.5	0.923	3.17	9.87	17.8
PCB-096	73575-54-9	ng/g	230	14	12	25.4	1.44	0.383	6.06	34.8	21.1	9.19	19.3	11.7	1.13	2.15 J	10.4 J	26.4 J
PCB-098/102	PCB-98/102	ng/g	230	14	48 J	81.2 J	7.48	1.98	29.4	154 J	67.7 J	38.7 J	93 J	53.8 J	4.13	11.1	46 J	93.2 J
PCB-099	38380-01-7	ng/g	230	14	244 J	332 J	43.9 J	12.2	215 J	674 J	300 J	222 J	354 J	191 J	17.7 J	117 J	268 J	423 J
PCB-100	39485-83-1	ng/g	230	14	7.6	7.95	4.09	1.4	6.62	14.8	6.43	6.36	42.6 J	25.4	0.723	3.68	6.09	11.8
PCB-103	60145-21-3	ng/g	230	14	9.04	12.2	3.95	1.08	7.15	24.7	11.2	8.45	34.9	20	0.726	4.11 J	8.31 J	18.1 J
PCB-104	56558-16-8	ng/g	230	14	0.465	0.486	0.43	< 0.0442 U	0.385	0.524	0.333	0.64	3.79	2.34	< 0.0434 U	0.182 J	0.318	0.861

Table 28
Phase 2 Reach Sediment Analytical Results
Phase 2 Data Evaluation Summary Memorandum
Lower Neponset River
Boston and Milton, Massachusetts

					Location	24A-0059	24A-0059	24A-0060	24A-0060	24A-0061	24A-0061	24A-0061	24A-0062	24A-0063	24A-0063	24A-0063	24A-0064	24A-0064	24A-0064
					Sample Name	24A-0059-BS	24A-0059-CS	24A-0060-AS	24A-0060-BS	24A-0061-AS	24A-0061-BS	24A-0061-CS	24A-0062-AS	24A-0063-AS	24A-0063-BS	24A-0063-CS	24A-0064-AS	24A-0064-BS	24A-0064-CS
					Sample Date	9/25/2024	9/25/2024	10/2/2024	10/2/2024	9/25/2024	9/25/2024	9/25/2024	10/23/2024	10/4/2024	10/4/2024	10/4/2024	9/27/2024	9/27/2024	9/27/2024
					Sample Type	N	N	N	N	N	N	N	N	N	N	N	N	N	N
					Depth Interval	0.5 - 1.7 ft	1.7 - 3.5 ft	0 - 0.5 ft	0.5 - 0.7 ft	0 - 0.5 ft	0.5 - 1.2 ft	1.2 - 2.6 ft	0 - 0.5 ft	0 - 0.5 ft	0.5 - 2.3 ft	2.3 - 3.8 ft	0 - 0.5 ft	0.5 - 1.3 ft	1.3 - 3 ft
Analyte	Cas No.	Units	Human Health PAL	Ecological PAL														
PCB-105/127	PCB-105/127	ng/g	120	14	159 J	195 J	21	5.82	134 J	439 J	136 J	100 J	176 J	83.7 J	9.14	68.8 J	180 J	223 J
PCB-106/118	PCB-106/118	ng/g	120	14	336 J	411 J	61.5 J	16.8	306 J	926 J	399 J	322 J	431 J	224 J	25.9	165 J	385 J	564 J
PCB-107/108	PCB-107/108	ng/g	230	14	32.7	42.5 J	6.09	1.9	27.2	91.6 J	39.1 J	30.6 J	55 J	26	2.37	16.3	36	58.2 J
PCB-110	38380-03-9	ng/g	230	14	627 JEB	955 JEB	84.8 JEB	22.7 EB	479 JEB	2020 JEB	917 JEB	440 JEB	778 J	456 J	43.2 J	272 JEB	640 JEB	1230 JEB
PCB-111/117	PCB-111/117	ng/g	230	14	< 0.285 U	< 0.278 U	< 0.282 U	< 0.282 U	< 0.286 U	< 0.285 U	< 0.281 U	< 0.287 U	< 0.284 U	< 0.287 U	< 0.277 U	< 0.284 U	< 0.268 U	< 0.278 U
PCB-112	74472-36-9	ng/g	230	14	3.21	4.59	0.612	< 0.0569 U	2.27	9.96	3.49	2.95	6.22	4.16	0.367	1.44	3.26	5.59
PCB-113	68194-10-5	ng/g	230	14	4.72	7.32	< 0.0472 U	< 0.0471 U	3.39	15.7	6.38	2.4	6.12	4.08	< 0.0463 U	2.17	4.66	9.06
PCB-114	74472-37-0	ng/g	120	14	13.2	15.2	1.59	< 0.0733 U	9.06	37.2	12	9.18	16.9	7.27	0.82	4.93	14.4	18.4
PCB-119	56558-17-9	ng/g	230	14	24.7	31.6	7.73	2.31	19	69.3 J	28.8	20.5 J	77.1 J	39.7	1.74	12.6	23.3	47.4 J
PCB-122	76842-07-4	ng/g	230	14	6.36	5.89	< 0.081 U	< 0.081 U	5.11	15.8	5.15	4.98	6.81	2.3	< 0.0796 U	2.88	6.91	< 0.08 U
PCB-123	65510-44-3	ng/g	120	14	12.7 J+	12.7 J+	1.93 J+	0.773 J+	11.7 J+	30.9 J+	10.8 J+	8.97 J+	16.8 J+	8.27 J+	0.95 J+	6.55 J+	14.3 J+	17.6 J+
PCB-124	70424-70-3	ng/g	230	14	13.4	11.5	2.13	0.743	11.9	31	9.44	8.85	16.8	7.21	0.657	6.48	14.5	13.8
PCB-125	74472-39-2	ng/g	230	14	3.15 J	3.7 J	1.11 J	< 0.043 UJ	3.17 J	7.59 J	3.93 J	4.87	6.35	4.5	< 0.0423 U	1.42	3.71	5.29
PCB-126	57465-28-8	ng/g	0.036	14	4.3 J+	< 0.0499 U	< 0.0505 UJ	< 0.0505 UJ	3 J+	6.72 J+	< 0.0504 U	< 0.0515 U	5.48 J+	< 0.0514 U	< 0.0496 U	2.13 J+	4.16 J+	4.51 J+
PCB-128	38380-07-3	ng/g	230	14	48.3 J	48.2 J	9.07	2.72	46.2 J	99.7 J	39.4 J	27.7 J	57.5 J	33	2.37	30.5	47.1 J	62.4 J
PCB-129	55215-18-4	ng/g	230	14	11.7	10.7	1.75	0.843	10.6	22.1	8.65	5.95	12.8	6.84	< 0.0946 U	6.39 J	11.5 J	12.7 J
PCB-130	52663-66-8	ng/g	230	14	17.9	19.2	3.35	1.06	16	39.9 J	15.1	10.9	24.5	14.4	1.08	10.7 J	17.1 J	25.6 J
PCB-131/142	PCB-131/142	ng/g	230	14	3.34	3.55	0.697 J	< 0.0213 UJ	2.67	8.36	2.99	2.08	4.16	2.16	< 0.021 U	1.87	3.53	5.37
PCB-132/168	PCB-132/168	ng/g	230	14	83.9 J	92.3 J	13.3	3.11	75.7 J	199 J	77.2 J	49.7 J	92.6 J	58.2 J	3.58	48.1 J	80.2 J	122 J
PCB-133	35694-04-3	ng/g	230	14	4.9	5.17	1.2	0.318	4.83	9.47	4.28	3.11	10.6	6.59	0.489	3.32	4.54	6.83
PCB-134	52704-70-8	ng/g	230	14	14	14.8	2.07	0.6	12.4	30.8	12.9	7.5	18.6	11.6	0.706	7.75 J	13.1 J	19.4 J
PCB-135/144	PCB-135/144	ng/g	230	14	37.3	43 J	6.24	1.78	34.2	84.8 J	35.3	22.2	50.9 J	32.3	2.24	21.7	37.3 J	54.6 J
PCB-136	38411-22-2	ng/g	230	14	27.5	34.1	4.26	1.12	23.5	66.4 J	29.2	17.7	35.2 J	22.2 J	1.57 J	14.9	27.4	42.9 J
PCB-137	35694-06-5	ng/g	230	14	16.5	14.4	3.1	1.14	15	30.8	12.1	10.3	23.8	11.8	0.982	9.83 J	16 J	18.5 J
PCB-138/163/164	PCB-138/163/164	ng/g	230	14	257 J	248 J	44.6 J	12	235 J	525 J	196 J	146 J	338 J	186 J	11.3 J	162 J	252 J	316 J
PCB-139/149	PCB-139/149	ng/g	230	14	163 J	180 J	27	7.61	152 J	361 J	150 J	100 J	213 J	130 J	8.58 J	99.2 J	163 J	234 J
PCB-140	59291-64-4	ng/g	230	14	1.97	2.08	0.385	< 0.0626 U	1.73	4.52	1.81	1.45	2.5	1.63	< 0.0615 U	1.21	1.56	2.91
PCB-141	52712-04-6	ng/g	230	14	36.7	34.1	6.04	1.5	34.1	68.7 J	26.5	22.2 J	43.9 J	23.7 J	1.79 J	21.5	37.6 J	43.2 J
PCB-143	68194-15-0	ng/g	230	14	1.28	1.39	< 0.063 U	< 0.063 U	1.16	2.17	1.16	< 0.0643 U	2.43	1.1	< 0.0619 U	0.586	1.12	1.89
PCB-145	74472-40-5	ng/g	230	14	0.257	0.344	< 0.0787 U	< 0.0786 U	0.197 J	0.65	0.358	< 0.0802 U	0.423	0.278	< 0.0773 U	0.164 J	0.235	0.463
PCB-146	51908-16-8	ng/g	230	14	27.6	29	5.66	1.54	28	58.1 J	25.3	18.3 J	42 J	25.6	1.51	17.7 J	27.6 J	39.9 J
PCB-147	68194-13-8	ng/g	230	14	9.73	8.6	2.96	0.709	9.72	16	6.99	5.42	36.5	19.9	0.636	6.17	8.44	11
PCB-148	74472-41-6	ng/g	230	14	0.667	0.703	0.282	< 0.0679 U	0.821	0.979	0.641	0.725	2.56	1.43	< 0.0667 U	0.51	0.574	0.859
PCB-150	68194-08-1	ng/g	230	14	0.721	0.764	0.174 J	< 0.0778 U	0.659	1.04	0.615	0.363	2.56	1.55	< 0.0765 U	0.412	0.544	0.757
PCB-151	52663-63-5	ng/g	230	14	41.1 J	46.7 J	7.3	2.06	37.7	86.3 J	39.2 J	24.6 J	67.3 J	42.8 J	2.18 J	24.8	40.9 J	58.5 J
PCB-152	68194-09-2	ng/g	230	14	0.912	0.899	0.333	< 0.0861 U	0.811	1.61	0.716	0.604	3.12	1.88	< 0.0846 U	0.525	0.888	1.05
PCB-153	35065-27-1	ng/g	230	14	156 J	147 J	30.1	8.3	155 J	301 J	124 J	99 J	211 J	119 J	7.77 J	101 J	158 J	198 J
PCB-154	60145-22-4	ng/g	230	14	4.73	4.79	1.19	0.371	4.93	9	4.39	3.25	14.2	8.22	< 0.0488 U	3.24	4.43	6.36
PCB-155	33979-03-2	ng/g	230	14	< 0.0424 U	< 0.0414 U	< 0.0419 U	< 0.0419 U	< 0.0425 U	< 0.0423 U	< 0.0418 U	< 0.0427 U	0.25	0.131 J	< 0.0411 U	< 0.0422 U	< 0.0398 U	< 0.0414 U
PCB-156	38380-08-4	ng/g	120	14	25.9	24.2	4.51	1.26	24.2	53.5 J	19.9	15.3	41.4 J	19.3	1.43	14.4 J	24.4 J	32.2 J
PCB-157	69782-90-7	ng/g	120	14	7.53 J+	6.62 J+	1.15 J+	< 0.0581 U	6.91 J+	14.3 J+	4.52 J+	3.37 J+	11.7 J+	5.75 J+	< 0.0571 U	4.57 J+	7.29 J+	8.73 J+
PCB-158/160	PCB-158/160	ng/g	230	14	25.7	23.7	4.11	1.41	22.9	51.1 J	18	13.6 J	34.1	17.7	1.17	14.7	25.1	29.6
PCB-159	39635-35-3	ng/g	230	14	2 J	1.59 J	< 0.0691 UJ	< 0.069 UJ	1.75 J	2.8 J	1.39 J	< 0.0705 U	2.3	1.43	< 0.0679 U	0.871	1.47	1.74
PCB-161	74472-43-8	ng/g	230	14	< 0.0659 U	< 0.0644 U	< 0.0652 U	< 0.0651 U	< 0.0661 U	< 0.0658 U	< 0.065 U	< 0.0665 U	< 0.0656 U	< 0.0663 U	< 0.064 U	< 0.0657 U	< 0.062 U	< 0.0644 U
PCB-162	39635-34-2	ng/g	230	14	1.63	1.05	< 0.0667 UJ	< 0.0667 UJ	1.69	2.84	1.23	< 0.0681 U	2.62	1.28	< 0.0656 U	0.765	1.25	1.53
PCB-165	74472-46-1	ng/g	230	14	0.523 J	< 0.0922 UJ	< 0.0933 U	< 0.0933 U	< 0.0947 UJ	1.02 J	< 0.0932 UJ	< 0.0952 U	1.22	0.914	< 0.0917 U	0.262	0.435	0.557
PCB-166	41411-63-6	ng/g	230	14	1.75	1.27	< 0.0836 U	< 0.0835 U	1.55	2.88	0.898	< 0.0852 U	2.04	1.01	< 0.0821 U	0.863	1.4	1.55
PCB-167	52663-72-6	ng/g	120	14	10.3	9.02	2.22	0.705	10.1	20.1	7.88	4.84 J+	16	7.84	0.491	6.15	10.5	11.7
PCB-169	32774-16-6	ng/g	0.12	14	< 0.0511 U	< 0.0499 U	< 0.0505 U	< 0.0505 U	< 0.0512 U	< 0.051 U	< 0.0504 U	< 0.0515 U	< 0.0508 U	< 0.0514 U	< 0.0496 U	< 0.0509 U	< 0.048 U	< 0.0499 U
PCB-170/190	PCB-170/190	ng/g	230	14	46.8 J	52 J	11.7	3.73	43.7 J	96.1 J	39.7 J	30	96.2 J	53.2 J	3.07 J	29.1	49 J	68.4 J
PCB-171	52663-71-5	ng/g	230	14	11.8	13	2.98	0.857	11.1	24.6	10.1	7.92 J	22.3	13.5	0.79	7.3 J	12.1 J	17.5 J
PCB-172/192	PCB-172/192	ng/g	230	14	5.81	6.29	1.36	0.438	5.72	12	5.58	4.03	12.4	7.46	0.422	3.84	6.08	8.87
PCB-173	68194-16-1	ng/g	230	14	1.06	1.02	0.279 J	< 0.0882 UJ	1.09	2.25	0.994	0.827	1.79	1.03	< 0.0867 U	0.698	1.03	1.41
PCB-174	38411-25-5	ng/g	230	14	38.9	42.9 J	9.42	2.4	37.2	81 J	34.3	26.8 J	68 J	41.2 J	2.04 J	24.2	40.8 J	59.2 J
PCB-175	40186-70-7	ng/g	230	14	1.53	1.89	0.482	< 0.063 U	1.35	3.13	1.38	1.14	2.98	2	< 0.0619 U	0.881	1.6	2.35
PCB-176	52663-65-7	ng/g	230	14	4.3	5.25	1.04	0.295	3.66	9.11	4.12	3.15	8.01	5.13	< 0.0667 U	2.58	4.24	6.72
PCB-177	52663-70-4	ng/g	230	14	23.5	26.6	5.96	1.75	23.8	49.9 J	21.6	16.4 J	45.6 J	27.3	1.59	15.6 J	25 J	37 J
PCB-178	52663-67-9	ng/g	230	14	8.86	9.91	2.31	0.68	9.12	17.8	7.99	5.89 J	17.8	11.5	0.599	5.81	9.17	13
PCB-179	52663-64-6	ng/g	230	14	14.3	17	3.45	1.03	13.3	29	13.5	9.76 J	26.8	17.1	0.945	8.89	14.1	21.5
PCB-180	35065-29-3	ng/g	230	14	82.3 J	90 J	21.4	6.06	76.9 J	163 J	70.6 J	55.4 J	166 J	96.2 J	4.71	50.1 J	86.3 J	122 J
PCB-181	74472-47-2	ng/g	230	14	< 0.0938 U	< 0.0916 U	< 0.0928 U	< 0.0927 U	< 0.0941 U	< 0.0937 U	< 0.0926 U	< 0.0946 U	< 0.0933 U	< 0.0944 U	< 0.0911 U	< 0.0936 U	< 0.0882 U	< 0.0916 U
PCB-182/187	PCB-182/187	ng/g	230	14	44.8 J	51.1 J	11.6	3.19	45 J	93.4 J	40.9 J	30.5	88.8 J	56.5 J	2.77	28.7	47.7 J	68 J
PCB-183	52663-69-1	ng/g	230	14	18.8	21.6	4.97	1.28	17.2	40 J	16.8	13 J	37.2 J	23.8 J	1.1 J	11.4	19.6	28.9
PCB-184	74472-48-3	ng/g	230	14	< 0.0493 U	< 0.0481 U	< 0.0487 U	< 0.0487 U	< 0.0494 U	< 0.0492 U	< 0.0486 U	< 0.0497 U	0.122 J	< 0.0496 U	< 0.0479 U	< 0.0491 U	< 0.0463 U	< 0.0481 U
PCB-185	52712-05-7	ng/g	230	14	4.68	5.1	1.06	0.426	4.53	9.35	4.04	3.31	8.12	5.34	< 0.0702 U	2.81	5.05	6.78
PCB-186	74472-49-4	ng/g	230	14	< 0.074 U	< 0.0723 U	< 0.0732 U	< 0.0732 U	< 0.0742 U	< 0.0739 U	< 0.073 U	< 0.0746 U	0.139 J	< 0.0745 U	< 0.0719 U	< 0.0738 U	< 0.0696 U	< 0.0723 U
PCB-188	74487-85-7	ng/g	230	14	< 0.0538 U	< 0.0526 U	< 0.0532 U	< 0.0532 U	0.163 J	0.186 J	< 0.0531 U	< 0.0543 U	0.495	0.306	< 0.0523 U	0.076 J	0.106 J	< 0.0526 U
PCB-189	39635-31-9	ng/g	130	14	3.25 J+	3.19 J+	0.413	< 0.0548 U	3.08 J+	4.85 J+	2.76 J+	1.89	4.28	2.57	< 0.0538 U	1.29 J+	2.23 J+	3.2 J+
PCB-191	74472-50-7	ng/g	230	14	1.49	1.71	0.457	< 0.136 U	1.48	2.92	1.47	1.05	3.08	1.83	< 0.133 U	0.965	1.46	2.08
PCB-193	69782-91-8	ng/g	230	14	4.74	4.4	1.12	0.387	4.34	7.97	3.82	2.85	8.83	5.19	< 0.18 U	2.47	4	5.67

Table 28
Phase 2 Reach Sediment Analytical Results
Phase 2 Data Evaluation Summary Memorandum
Lower Neponset River
Boston and Milton, Massachusetts

					Location	24A-0059	24A-0059	24A-0060	24A-0060	24A-0061	24A-0061	24A-0061	24A-0062	24A-0063	24A-0063	24A-0063	24A-0064	24A-0064	24A-0064
					Sample Name	24A-0059-BS	24A-0059-CS	24A-0060-AS	24A-0060-BS	24A-0061-AS	24A-0061-BS	24A-0061-CS	24A-0062-AS	24A-0063-AS	24A-0063-BS	24A-0063-CS	24A-0064-AS	24A-0064-BS	24A-0064-CS
					Sample Date	9/25/2024	9/25/2024	10/2/2024	10/2/2024	9/25/2024	9/25/2024	9/25/2024	10/23/2024	10/4/2024	10/4/2024	10/4/2024	9/27/2024	9/27/2024	9/27/2024
					Sample Type	N	N	N	N	N	N	N	N	N	N	N	N	N	N
					Depth Interval	0.5 - 1.7 ft	1.7 - 3.5 ft	0 - 0.5 ft	0.5 - 0.7 ft	0 - 0.5 ft	0.5 - 1.2 ft	1.2 - 2.6 ft	0 - 0.5 ft	0 - 0.5 ft	0.5 - 2.3 ft	2.3 - 3.8 ft	0 - 0.5 ft	0.5 - 1.3 ft	1.3 - 3 ft
Analyte	Cas No.	Units	Human Health PAL	Ecological PAL															
PCB-194	35694-08-7	ng/g	230	14	27.7	32	9.17	2.67	25.2	53.6 J	25.3	17.5 J	67.3 J	37.5	1.94	19.6	27.3	39.2 J
PCB-195	52663-78-2	ng/g	230	14	9.36	10.7	3.13	1.27	8.68	18.1	9.12	6.28	21.5	12.8	< 0.146 U	5.79	14.3	14.3
PCB-196/203	PCB-196/203	ng/g	230	14	28	31.8	7.86	2.11	26.3	55.5 J	24.3	16.8 J	63.3 J	38.4	1.57	16 J	27.2 J	39.5 J
PCB-197	33091-17-7	ng/g	230	14	0.827	0.971	0.283	< 0.0583 U	0.807	1.65	0.777	0.804	1.8	1.23	< 0.0573 U	0.544	0.774	1.15
PCB-198	68194-17-2	ng/g	230	14	1.93 J	1.36 J	< 0.099 U	< 0.099 U	1.89 J	3 J	1.63 J	1.11	2.98	2.05	< 0.0973 U	1.11	1.82	2.2
PCB-199	52663-75-9	ng/g	230	14	23.4	26.5	6.54	2.24	22.7	46.7 J	20.3	15.1 J	51.3 J	30.3	1.99	13.7 J	23.7 J	33.1 J
PCB-200	52663-73-7	ng/g	230	14	2.8	3.25	0.88	< 0.0845 U	2.77	5.85	3.19	1.55	5.81	3.84	< 0.0831 U	1.61	2.86	4.04
PCB-201	40186-71-8	ng/g	230	14	2.63	3.06	0.803	< 0.0507 U	2.27	5.28	2.39	2.09	5.8	3.56	< 0.0498 U	1.43	2.65	3.55
PCB-202	2136-99-4	ng/g	230	14	4.03	4.42	1.14	0.329	4.04	8.14	3.62	2.57	8.19	5.16	< 0.0623 U	2.42	4.24	5.66
PCB-204	74472-52-9	ng/g	230	14	< 0.0992 U	< 0.0969 U	< 0.098 U	< 0.098 U	< 0.0994 U	< 0.099 U	< 0.0979 U	< 0.1 U	< 0.0987 U	< 0.0998 U	< 0.0963 U	< 0.0989 U	< 0.0932 U	< 0.0968 U
PCB-205	74472-53-0	ng/g	230	14	1.39	1.61	< 0.0542 UJ	< 0.0542 UJ	1.41	2.22	1.35	1.05	3.19	1.91	< 0.0533 U	0.997	1.5	1.77
PCB-206	40186-72-9	ng/g	230	14	12.2	12.7	3.57	1.2	13	22.7	9.91	8.54	20.8	13.9	0.995	8.07	12.3	15.1
PCB-207	52663-79-3	ng/g	230	14	1.38	1.26	0.461	< 0.0687 U	1.51	2.42	1	0.91	2.23	1.6	< 0.0675 U	0.856	1.29	1.58
PCB-208	52663-77-1	ng/g	230	14	3.78	3.73	1.04	< 0.0687 U	3.96	6.34	3.03	2.42	4.89	3.52	< 0.0675 U	2.48	3.32	4.25
PCB-209	2051-24-3	ng/g	230	14	6.57	5.44	1.93	0.869	6.63	8.82	4.76	6.75 J+	4.97	4.69	< 0.0444 U	5.85	5.85	8.1
Total Decachlorobiphenyls	RA_Total_DECPCB	ng/g	230	14	6.57	5.44	1.93	0.869	6.63	8.82	4.76	6.75	4.97	4.69	< 0.0444 U	5.85	5.85	8.1
Total Dichlorobiphenyls	RA_Total_DIPCB	ng/g	230	14	780.1	1572.1	1446.15	489.58	460.33	2943.2	2465.7	2027	5111.1	9547.6	320.41	312.72	573.24	2605.3
Total Heptachlorobiphenyls	RA_Total_HEPPCB	ng/g	230	14	316.92	352.96	80.001	22.523	302.733	646.566	279.654	213.917	618.946	371.156	18.036	196.71	329.566	472.58
Total Hexachlorobiphenyls	RA_Total_HEXPCB	ng/g	230	14	1042.34	1057.24	183.051	50.156	972.028	2175.94	868.618	616.162	1421.78	817.533	49.874	636.658	1026.51	1372.8
Total Monochlorobiphenyls	RA_Total_MONPCB	ng/g	230	14	49.5	35.8	52.62	15.41	66.8	27.13	36.66	39.21	293.73	598.6	14.54	43.234	27.617	40.74
Total Nonachlorobiphenyls	RA_Total_NONPCB	ng/g	230	14	17.36	17.69	5.071	1.2	18.47	31.46	13.94	11.87	27.92	19.02	0.995	11.406	16.91	20.93
Total Octachlorobiphenyls	RA_Total_OCTPCB	ng/g	230	14	102.067	115.671	29.806	8.619	96.067	200.04	91.977	64.854	231.17	136.75	5.5	63.201	106.344	144.47
Total Pentachlorobiphenyls	RA_Total_PENPCB	ng/g	230	14	3250.36	4909.45	482.662	130.083	2602.13	10036	4343.06	2576.36	4352.63	2508.32	233.756	1332.99	3445.29	5914.39
Total Tetrachlorobiphenyls	RA_Total_TETPCB	ng/g	230	14	8325.83	16455.7	2979.74	900.952	4411.62	34235.3	15017.2	9963.18	19984.5	11249.5	796.607	1600.31	8410.02	22068.2
Total Trichlorobiphenyls	RA_Total_TRICPB	ng/g	230	14	4813.92	16623.3	4316.64	1453.52	1333.74	26956	16061.2	11661.4	24317.6	19091.6	946.6	499.772	3751.18	19898.9
Total PCB Congeners	RA_Tot_PCB_Cong	ng/g	120	14	18705	41145.3	9577.68	3072.91	10270.6	77260.5	39182.8	27180.7	56364.3	44344.8	2386.32	4702.85	17692.5	52546.4
Total PCB TEQ (Bird)	RA-TEQ-B-PCB	ng/g			4.7941855	5.5534611	0.98348563	0.30989078	4.3517258	15.8762185	5.1204464	4.261162	6.1072808	3.1100288	0.29841241	2.2310599	6.4567293	8.355198
Total PCB TEQ (Fish)	RA-TEQ-F-PCB	ng/g			0.0349994	0.01749465	0.002431565	0.00074479	0.02736025	0.07807925	0.0158443	0.01081775	0.0440704	0.0097735	0.000787655	0.01700345	0.0386106	0.04634415
Total PCB TEQ (Mammal)	RA-TEQ-M-PCB	ng/g			0.4563764	0.0323779	0.00478939	0.00137874	0.3238045	0.7502455	0.0288778	0.0224565	0.5811624	0.017549	0.00175593	0.2254917	0.4480356	0.4943249
TAL Metals and Mercury																		
Aluminum	7429-90-5	mg/kg	7700	25000	8500	7700	4200	7500	12000	12000	5900	7200	5000	8700	4400	6600	6800	11000
Calcium	7440-70-2	mg/kg			2100	1600	2100	1800	2200	2000	1200	1900	1300	1800	940	2500	1600	1600
Iron	7439-89-6	mg/kg	5500	20000	18000	11000	9700	19000	19000	13000	6200	9700	11000	11000	6000	21000	15000	18000
Magnesium	7439-95-4	mg/kg			2200	1900	1500	2600	2900	2600	1300	1700	1600	1800	1400	1900	1700	2000
Potassium	7440-09-7	mg/kg			300 J	300 J	< 830 U	500 J	440 J	480 J	240 J	370 J	270 J-	370 J-	210 J-	310 J	250 J	430 J
Sodium	7440-23-5	mg/kg			250 J	200 J	230 J	170 J	280 J	200 J	130 J	270 J	140 J	190 J	120 J	470 J	340 J	240 J
Antimony	7440-36-0	mg/kg	3.1	2	< 1.4 U	< 1.4 U	< 1.5 U	< 1.5 U	< 1.7 U	< 1.8 U	< 1.5 U	2.2 J+	< 1.3 U	< 1.7 U	< 1.3 U	1.9 J+	1.6 J+	1.9 J+
Arsenic	7440-38-2	mg/kg	0.68	9.8	5.8	5.3	3.6	3.3	6.4	5.5	2.8	12	4.2	7.7	1.8	7.2	6.1	7.4
Barium	7440-39-3	mg/kg	1500	20	85	50	52	34	83	72	33	87	62	78	27	91	72	83
Beryllium	7440-41-7	mg/kg	16		0.61 J-	0.33 J-	0.30 J-	0.31 J-	0.75 J-	0.50 J-	0.34 J-	0.50 J-	0.35 J-	0.51 J-	0.19 J-	0.58 J-	0.52 J-	0.56 J-
Cadmium	7440-43-9	mg/kg	0.71	1	1.5	1.1	0.63 J	0.33 J	1.5	2.0	1.5	1.3	0.61 J	1.3	0.20 J	1.1	0.94	1.8
Chromium, Total	7440-47-3	mg/kg	0.95	43.4	67 EB	84 EB	33 EB	24 EB	85 EB	130 EB	42 EB	140	57 EB	130 EB	24 EB	70 EB	110 EB	170 EB
Cobalt	7440-48-4	mg/kg	2.3	50	6.3	2.9	5.1	5.8	6.5	4.1	2.5	4.9	3.2	4.4	2.5	7.4	4.6	5.0
Copper	7440-50-8	mg/kg	310	31.6	83	82	34	22	85	120	52	150	73	140	29	63	75	150
Lead	7439-92-1	mg/kg	200	35.8	340	210	81	49	380	330	110	350 EB	210	260	52	250	370	300
Manganese	7439-96-5	mg/kg	180	460	610 EB	170 EB	430 EB	130 EB	470 EB	130 EB	82 EB	280 JEB	240 JEB	180 JEB	87 JEB	1100 EB	430 EB	150 EB
Nickel	7440-02-0	mg/kg	140	22.7	8.7	4.7	5.3	5.4	11	11	4.2	8.4	7.0	7.9	4.1	11	11	11
Selenium	7782-49-2	mg/kg	39	11	< 3.6 U	< 3.4 U	< 3.8 U	< 3.8 U	< 4.4 U	< 4.5 U	< 3.8 U	< 5.0 U	< 3.2 U	< 4.2 U	< 3.3 U	1.1 J	1.1 J	1.2 J
Silver	7440-22-4	mg/kg	39	1	0.70 J	0.49 J	0.20 J	< 0.77 U	0.89	0.87 J	0.24 J	0.60 J	0.32 J+	0.59 J+	< 0.65 U	0.50 J	0.56 J	0.93
Thallium	7440-28-0	mg/kg	0.078		< 0.71 UJ	< 0.68 UJ	< 0.75 U	< 0.77 U	< 0.87 UJ	< 0.89 UJ	< 0.77 UJ	< 1.0 U	< 0.65 U	< 0.85 U	< 0.65 U	< 0.66 U	< 0.68 U	< 0.78 U
Vanadium	7440-62-2	mg/kg	39		30	24	14	18	40	44	9.7	28	28	30	8.8	29	31	35
Zinc	7440-66-6	mg/kg	2300	121	130	150	120	80	150	330	240	310 EB	91	270	48	170	130	270
Mercury	7439-97-6	mg/kg	2.3	0.18	1.3	0.81	1.1	0.62	1.5	1.6	1.4	1.9	0.52	1.8	0.34	0.93	0.99	2.0
TCL VOCs																		
1,1,1-Trichloroethane (TCA)	71-55-6	ug/kg	810000	70	< 550 U	< 510 U	< 8.2 U	-	< 9.0 U	< 9.8 U	< 6.7 U	< 10 U	< 6.7 UJ	< 9.1 U	< 6.0 U	< 7.3 U	< 6.8 U	< 6.5 U
1,1,2,2-TETRACHLOROETHANE	79-34-5	ug/kg	600	250	< 7.7 U	< 510 U	< 8.2 U	-	< 9.0 U	< 9.8 U	< 6.7 U	< 10 U	< 6.7 U	< 9.1 U	< 6.0 U	< 7.3 U	< 6.8 U	< 6.5 U
1,1,2-TRICHLORO-1,2,2-TRIFLUOROETHANE	76-13-1	ug/kg	670000		< 550 U	< 510 U	< 8.2 U	-	< 9.0 U	< 9.8 U	< 6.7 U	< 10 U	< 6.7 UJ	< 9.1 U	< 6.0 U	< 7.3 U	< 6.8 U	< 6.5 U
1,1,2-Trichloroethane	79-00-5	ug/kg	150	538	< 7.7 U	< 510 U	< 8.2 U	-	< 9.0 U	< 9.8 U	< 6.7 U	< 10 U	< 6.7 U	< 9.1 U	< 6.0 U	< 7.3 U	< 6.8 U	< 6.5 U
1,1-Dichloroethane	75-34-3	ug/kg	3600	20	< 7.7 U	< 510 U	< 8.2 U	-	< 9.0 U	< 9.8 U	< 6.7 U	< 10 U	< 6.7 U	< 9.1 U	< 6.0 U	< 7.3 U	< 6.8 U	< 6.5 U
1,1-Dichloroethene	75-35-4	ug/kg	480	100	< 550 U	< 510 U	< 8.2 U	-	< 9.0 U	< 9.8 U	< 6.7 U	< 10 UJ	< 6.7 U	< 9.1 U	< 6.0 U	< 7.3 U	< 6.8 U	< 6.5 U
1,2,3-Trichlorobenzene	87-61-6	ug/kg	6300	113	< 550 U	< 510 U	< 8.2 U	-	< 9.0 U	< 700 U	< 6.7 U	< 10 U	< 6.7 U	< 9.1 U	< 6.0 U	< 7.3 UJ	< 6.8 U	< 500 U
1,2,3-TRICHLOROPROPANE	96-18-4	ug/kg	5.1		< 550 U	< 510 U	< 8.2 U	-	< 9.0 U	< 700 U	< 6.7 U	< 10 U	< 6.7 U	< 9.1 U	< 6.0 U	< 7.3 U	< 6.8 U	< 500 U
1,2,4-TRICHLOROBENZENE	120-82-1	ug/kg	5800	11	< 550 U	< 510 U	< 8.2 U	-	< 9.0 U	< 700 U	< 6.7 U	< 10 U	< 6.7 U	< 9.1 U	< 6.0 U	< 7.3 UJ	< 6.8 U	< 500 U
1,2,4-Trimethylbenzene	95-63-6	ug/kg	30000	97	< 7.7 U	< 510 U	< 8.2 U	-	< 9.0 U	< 700 U	< 6.7 U	< 10 U	< 6.7 U	2.4 J	< 6.0 U	< 7.3 U	< 6.8 U	< 500 U
1,2-Dibromo-3-Chloropropane	96-12-8	ug/kg	5.3		< 7.7 U	< 510 U	< 8.2 U	-	< 9.0 U	< 700 U	< 6.7 U	< 10 U	< 6.7 U	< 9.1 U	< 6.0 U	< 7.3 U	< 6.8 U	< 500 U
1,2-Dibromoethane (Ethylene Dibromide)	106-93-4	ug/kg	36		< 550 U	< 510 U	< 8.2 U	-	< 9.0 U	< 9.8 U	< 6.7 U	< 10 U	< 6.7 UJ	< 9.1 U	< 6.0 U	< 7.3 U	< 6.8 U	< 6.5 U
1,2-Dichlorobenzene	95-50-1	ug/kg	180000	95	< 550 U	< 510 U	< 8.2 U	-	< 9.0 U	< 700 U	< 6.7 U	< 10 U	< 6.7 U	< 9.1 U	< 6.0 U	< 7.3 UJ	< 6.8 U	< 500 U
1,2-Dichloroethane	107-06-2	ug/kg	460	986	< 550 U	< 510 U	< 8.2 U	-	< 9.0 U	< 9.8 U	< 6.7 U	< 10 U	< 6.7 UJ	< 9.1 U	< 6.0 U	< 7.3 U	< 6.8 U	< 6.5 U
1,2-DICHLOROPROPANE	78-87-5	ug/kg	1600	428	< 550 U	< 510 U	< 8.2 U	-	< 9.0 U	< 9.8 U	< 6.7 U	< 10 U	< 6.7 U	< 9.1 U	< 6.0 U	< 7.3 U	< 6.8 U	< 6.5 U
1,3,5-Trimethylbenzene (Mesitylene)	108-67-8	ug/kg	27000	164	< 7.7 U	< 510 U	< 8.2 U	-	< 9.0 U	< 700 U	< 6.7 U	< 10 U	< 6.7 U	< 9.1 U	< 6.0 U	< 7.3 U	< 6.8 U	< 500 U

Table 28
Phase 2 Reach Sediment Analytical Results
Phase 2 Data Evaluation Summary Memorandum
Lower Neponset River
Boston and Milton, Massachusetts

					Location	24A-0059	24A-0059	24A-0060	24A-0060	24A-0061	24A-0061	24A-0061	24A-0062	24A-0063	24A-0063	24A-0063	24A-0064	24A-0064	24A-0064
					Sample Name	24A-0059-BS	24A-0059-CS	24A-0060-AS	24A-0060-BS	24A-0061-AS	24A-0061-BS	24A-0061-CS	24A-0062-AS	24A-0063-AS	24A-0063-BS	24A-0063-CS	24A-0064-AS	24A-0064-BS	24A-0064-CS
					Sample Date	9/25/2024	9/25/2024	10/2/2024	10/2/2024	9/25/2024	9/25/2024	9/25/2024	10/23/2024	10/4/2024	10/4/2024	10/4/2024	9/27/2024	9/27/2024	9/27/2024
					Sample Type	N	N	N	N	N	N	N	N	N	N	N	N	N	N
					Depth Interval	0.5 - 1.7 ft	1.7 - 3.5 ft	0 - 0.5 ft	0.5 - 0.7 ft	0 - 0.5 ft	0.5 - 1.2 ft	1.2 - 2.6 ft	0 - 0.5 ft	0 - 0.5 ft	0.5 - 2.3 ft	2.3 - 3.8 ft	0 - 0.5 ft	0.5 - 1.3 ft	1.3 - 3 ft
Analyte	Cas No.	Units	Human Health PAL	Ecological PAL															
1,3-DICHLOROBENZENE	541-73-1	ug/kg	2600	89	< 550 U	< 510 U	< 8.2 U	-	< 9.0 U	< 700 U	< 6.7 U	< 10 U	< 6.7 U	< 9.1 U	< 6.0 U	< 7.3 UJ	< 6.8 U	< 500 U
1,4-DICHLOROBENZENE	106-46-7	ug/kg	2600	30	< 550 U	< 510 U	< 8.2 U	-	< 9.0 U	< 700 U	< 6.7 U	< 10 U	< 6.7 U	< 9.1 U	< 6.0 U	< 7.3 UJ	< 6.8 U	< 500 U
2-HEXANONE	591-78-6	ug/kg	20000	45	< 15 U	< 1000 U	< 16 U	-	< 18 U	< 20 U	< 13 U	< 20 U	< 13 U	< 18 U	< 12 U	< 15 U	< 14 U	< 13 U
ACETONE	67-64-1	ug/kg	7000000	65	< 15 U	59 JEB	86 EB	-	< 18 U	< 20 U	13 EB	110 EB	11 JEB	70 EB	< 12 U	11 JEB	< 14 U	34 EB
Benzene	71-43-2	ug/kg	1200	10	< 7.7 U	< 510 U	< 8.2 U	-	< 9.0 U	< 9.8 U	< 6.7 U	< 10 U	< 6.7 U	< 9.1 U	< 6.0 U	< 7.3 U	< 6.8 U	< 6.5 U
BROMOCHLOROMETHANE	74-97-5	ug/kg	15000		< 7.7 U	< 510 U	< 8.2 U	-	< 9.0 U	< 9.8 U	< 6.7 U	< 10 U	< 6.7 U	< 9.1 U	< 6.0 U	< 7.3 U	< 6.8 U	< 6.5 U
BROMODICHLOROMETHANE	75-27-4	ug/kg	290	210	< 550 U	< 510 U	< 8.2 U	-	< 9.0 U	< 9.8 U	< 6.7 U	< 10 U	< 6.7 U	< 9.1 U	< 6.0 U	< 7.3 U	< 6.8 U	< 6.5 U
BROMOFORM	75-25-2	ug/kg	19000	142	< 7.7 U	< 510 U	< 8.2 U	-	< 9.0 U	< 700 U	< 6.7 U	< 10 U	< 6.7 U	< 9.1 U	< 6.0 U	< 7.3 U	< 6.8 U	< 500 U
BROMOMETHANE	74-83-9	ug/kg	680	6.5	< 7.7 U	< 510 U	< 8.2 U	-	< 9.0 U	< 9.8 U	< 6.7 U	< 10 U	< 6.7 U	< 9.1 U	< 6.0 U	< 7.3 U	< 6.8 U	< 6.5 U
CARBON DISULFIDE	75-15-0	ug/kg	77000	7.8	< 7.7 U	< 510 U	1.7 J	-	< 9.0 U	< 9.8 U	< 6.7 U	< 10 U	< 6.7 U	< 9.1 U	< 6.0 U	< 7.3 U	< 6.8 U	< 6.5 U
CARBON TETRACHLORIDE	56-23-5	ug/kg	650	57	< 550 U	< 510 U	< 8.2 U	-	< 9.0 U	< 9.8 U	< 6.7 U	< 10 U	< 6.7 UJ	< 9.1 U	< 6.0 U	< 7.3 U	< 6.8 U	< 6.5 U
Chlorobenzene	108-90-7	ug/kg	28000	30	< 550 U	< 510 U	< 8.2 U	-	< 9.0 U	< 9.8 U	< 6.7 U	< 10 U	< 6.7 U	< 9.1 U	< 6.0 U	< 7.3 UJ	< 6.8 U	< 500 U
CHLOROETHANE	75-00-3	ug/kg	540000		< 7.7 U	< 510 U	< 8.2 U	-	< 9.0 U	< 9.8 UJ	< 6.7 U	< 10 U	< 6.7 U	< 9.1 U	< 6.0 U	< 7.3 UJ	< 6.8 UJ	< 6.5 U
Chloroform	67-66-3	ug/kg	320	87	< 7.7 U	< 510 U	< 8.2 U	-	< 9.0 U	< 9.8 U	< 6.7 U	< 10 U	< 6.7 U	< 9.1 U	< 6.0 U	< 7.3 U	< 6.8 U	< 6.5 U
CHLOROMETHANE	74-87-3	ug/kg	11000		< 7.7 U	< 510 U	< 8.2 U	-	< 9.0 U	< 9.8 U	< 6.7 U	< 10 U	< 6.7 UJ	< 9.1 UJ	< 6.0 U	< 7.3 U	< 6.8 U	< 6.5 U
CIS-1,2-DICHLOROETHYLENE	156-59-2	ug/kg	6300	432	< 550 U	< 510 U	< 8.2 U	-	< 9.0 U	< 9.8 U	< 6.7 U	< 10 UJ	< 6.7 U	< 9.1 U	< 6.0 U	< 7.3 U	< 6.8 U	< 6.5 U
cis-1,3-Dichloropropene	10061-01-5	ug/kg	1800		< 7.7 U	< 510 U	< 8.2 U	-	< 9.0 U	< 9.8 U	< 6.7 U	< 10 U	< 6.7 U	< 9.1 U	< 6.0 U	< 7.3 U	< 6.8 U	< 6.5 U
Cyclohexane	110-82-7	ug/kg	650000		< 550 U	< 510 U	< 8.2 U	-	< 9.0 U	< 9.8 U	< 6.7 U	< 10 U	< 6.7 U	< 9.1 U	< 6.0 U	< 7.3 U	< 6.8 U	< 6.5 U
DIBROMOCHLOROMETHANE	124-48-1	ug/kg	8300	198	< 7.7 U	< 510 U	< 8.2 U	-	< 9.0 U	< 9.8 U	< 6.7 U	< 10 U	< 6.7 U	< 9.1 U	< 6.0 U	< 7.3 U	< 6.8 U	< 6.5 U
Dichlorodifluoromethane	75-71-8	ug/kg	8700		< 7.7 U	< 510 U	< 8.2 U	-	< 9.0 U	< 9.8 U	< 6.7 U	< 10 U	< 6.7 U	< 9.1 U	< 6.0 U	< 7.3 U	< 6.8 U	< 6.5 U
Ethylbenzene	100-41-4	ug/kg	5800	290	< 7.7 U	< 510 U	< 8.2 U	-	< 9.0 U	< 9.8 U	< 6.7 U	< 10 U	< 6.7 U	< 9.1 U	< 6.0 U	< 7.3 U	< 6.8 U	< 6.5 U
Isopropylbenzene (Cumene)	98-82-8	ug/kg	190000	35	< 7.7 U	< 510 U	< 8.2 U	-	< 9.0 U	< 700 U	< 6.7 U	< 10 U	< 6.7 U	< 9.1 U	< 6.0 U	< 7.3 U	< 6.8 U	< 500 U
m,p-Xylene	179601-23-1	ug/kg	55000		< 7.7 U	< 510 U	< 8.2 U	-	< 9.0 U	< 9.8 U	< 6.7 U	< 10 U	< 6.7 U	< 9.1 U	< 6.0 U	< 7.3 U	< 6.8 U	< 6.5 U
METHYL ACETATE	79-20-9	ug/kg	7800000		< 550 U	210 J	< 8.2 U	-	< 9.0 U	< 9.8 U	< 6.7 U	< 10 U	< 6.7 UJ	< 9.1 U	< 6.0 U	< 7.3 U	3.3 J	< 6.5 U
Methyl Ethyl Ketone (2-Butanone)	78-93-3	ug/kg	2700000	7604	< 15 U	18 J+	28	-	< 18 U	< 20 U	< 13 U	37	< 13 U	21	< 12 U	< 15 U	< 14 U	< 13 U
METHYL ISOBUTYL KETONE (4-METHYL-2-PENTANONE)	108-10-1	ug/kg	3300000	73	< 15 U	< 1000 U	< 16 U	-	< 18 U	< 20 U	< 13 U	< 20 U	< 13 U	< 18 U	< 12 U	< 15 U	< 14 U	< 13 U
Methylcyclohexane	108-87-2	ug/kg	9800		< 550 U	< 510 U	< 8.2 U	-	< 9.0 U	< 9.8 U	< 6.7 U	< 10 U	< 6.7 U	< 9.1 U	< 6.0 U	< 7.3 U	< 6.8 U	< 6.5 U
Methylene Chloride	75-09-2	ug/kg	35000	18	< 550 U	< 510 U	< 8.2 U	-	< 9.0 U	< 9.8 U	< 6.7 U	< 10 U	< 6.7 UJ	< 9.1 U	< 6.0 U	< 7.3 U	< 6.8 U	< 6.5 U
o-Xylene (1,2-Dimethylbenzene)	95-47-6	ug/kg	64000		< 7.7 U	< 510 U	< 8.2 U	-	< 9.0 U	< 9.8 U	< 6.7 U	< 10 U	< 6.7 U	< 9.1 U	< 6.0 U	< 7.3 U	< 6.8 U	< 6.5 U
Styrene	100-42-5	ug/kg	600000	126	< 7.7 U	< 510 U	< 8.2 U	-	< 9.0 U	< 9.8 U	< 6.7 U	< 10 U	< 6.7 U	< 9.1 U	< 6.0 U	< 7.3 U	< 6.8 U	< 6.5 U
TERT-BUTYL METHYL ETHER	1634-04-4	ug/kg	47000	304	< 550 U	< 510 U	< 8.2 U	-	< 9.0 U	< 9.8 U	< 6.7 U	< 10 U	< 6.7 UJ	< 9.1 U	< 6.0 U	< 7.3 U	< 6.8 U	< 6.5 U
Tetrachloroethylene (PCE)	127-18-4	ug/kg	8100	2	< 7.7 U	< 510 U	< 8.2 U	-	< 9.0 U	< 9.8 U	< 6.7 U	< 10 U	< 6.7 U	< 9.1 U	< 6.0 U	< 7.3 U	< 6.8 U	< 6.5 U
Toluene	108-88-3	ug/kg	490000	10	< 7.7 U	< 510 U	< 8.2 U	-	< 9.0 U	< 9.8 U	< 6.7 U	< 10 U	< 6.7 U	< 9.1 U	< 6.0 U	< 7.3 U	< 6.8 U	< 6.5 U
Trans-1,2-Dichloroethylene	156-60-5	ug/kg	7000	389	< 550 U	< 510 U	< 8.2 U	-	< 9.0 U	< 9.8 U	< 6.7 U	< 10 UJ	< 6.7 U	< 9.1 U	< 6.0 U	< 7.3 U	< 6.8 U	< 6.5 U
Trans-1,3-Dichloropropene	10061-02-6	ug/kg	1800		< 7.7 U	< 510 U	< 8.2 U	-	< 9.0 U	< 9.8 U	< 6.7 U	< 10 U	< 6.7 U	< 9.1 U	< 6.0 U	< 7.3 U	< 6.8 U	< 6.5 U
Trichloroethylene (TCE)	79-01-6	ug/kg	410	78	< 7.7 U	< 510 U	< 8.2 U	-	< 9.0 U	< 9.8 U	< 6.7 U	< 10 U	< 6.7 U	< 9.1 U	< 6.0 U	< 7.3 U	< 6.8 U	< 6.5 U
Trichlorofluoromethane	75-69-4	ug/kg	2300000		< 550 U	< 510 U	< 8.2 U	-	< 9.0 U	< 9.8 U	< 6.7 U	< 10 U	< 6.7 UJ	< 9.1 U	< 6.0 U	< 7.3 U	< 6.8 U	< 6.5 U
Vinyl Chloride	75-01-4	ug/kg	59	482	< 7.7 U	< 510 U	< 8.2 U	-	< 9.0 U	< 9.8 U	< 6.7 U	< 10 U	< 6.7 U	< 9.1 U	< 6.0 U	< 7.3 U	< 6.8 U	< 6.5 U
TCL SVOCs																		
1,2,4,5-TETRACHLOROBENZENE	95-94-3	ug/kg	230	187	< 260 U	< 250 U	< 260 U	-	< 320 U	< 320 U	< 250 U	< 350 U	< 240 U	< 310 U	< 210 U	< 240 U	< 250 U	< 250 U
1,4-Dioxane (P-Dioxane)	123-91-1	ug/kg	5300		< 100 U	< 98 U	< 100 U	-	< 130 UJ	< 130 UJ	< 100 U	< 140 U	< 96 U	< 120 U	< 84 U	< 94 U	< 97 U	< 98 U
1-Methylnaphthalene	90-12-0	ug/kg	18	141	< 260 U	< 250 U	< 260 U	-	< 320 U	< 320 U	< 250 U	< 350 U	< 240 U	< 310 U	< 210 U	< 240 U	< 250 U	< 250 U
2,3,4,6-TETRACHLOROPHENOL	58-90-2	ug/kg	190000	30	< 260 U	< 250 U	< 260 U	-	< 320 U	< 320 U	< 250 U	< 350 U	< 240 U	< 310 U	< 210 U	< 240 U	< 250 U	< 250 U
2,4,5-TRICHLOROPHENOL	95-95-4	ug/kg	630000	34	< 260 U	< 250 U	< 260 U	-	< 320 U	< 320 U	< 250 U	< 350 U	< 240 U	< 310 U	< 210 U	< 240 U	< 250 U	< 250 U
2,4,6-TRICHLOROPHENOL	88-06-2	ug/kg	6300		< 260 U	< 250 U	< 260 U	-	< 320 U	< 320 U	< 250 U	< 350 U	< 240 U	< 310 U	< 210 U	< 240 U	< 250 U	< 250 U
2,4-DICHLOROPHENOL	120-83-2	ug/kg	19000	57	< 260 U	< 250 U	< 260 U	-	< 320 U	< 320 U	< 250 U	< 350 U	< 240 U	< 310 U	< 210 U	< 240 U	< 250 U	< 250 U
2,4-DIMETHYLPHENOL	105-67-9	ug/kg	130000	39	< 260 U	< 250 U	< 260 U	-	< 320 U	< 320 U	< 250 U	< 350 U	< 240 U	< 310 U	< 210 U	< 240 U	< 250 U	< 250 U
2,4-DINITROPHENOL	51-28-5	ug/kg	13000	223	< 510 U	< 490 U	< 510 U	-	< 620 U	< 630 U	< 490 U	< 670 U	< 470 U	< 600 U	< 410 U	< 470 U	< 480 U	< 490 U
2,4-DINITROTOLUENE	121-14-2	ug/kg	1700	290	< 260 U	< 250 U	< 260 U	-	< 320 U	< 320 U	< 250 U	< 350 U	< 240 U	< 310 U	< 210 U	< 240 U	< 250 U	< 250 U
2,6-DINITROTOLUENE	606-20-2	ug/kg	360	296	< 260 U	< 250 U	< 260 U	-	< 320 U	< 320 U	< 250 U	< 350 U	< 240 U	< 310 U	< 210 U	< 240 U	< 250 U	< 250 U
2-CHLORONAPHTHALENE	91-58-7	ug/kg	480000		< 260 U	< 250 U	< 260 U	-	< 320 U	< 320 U	< 250 U	< 350 U	< 240 U	< 310 U	< 210 U	< 240 U	< 250 U	< 250 U
2-CHLOROPHENOL	95-57-8	ug/kg	39000	55	< 260 U	< 250 U	< 260 U	-	< 320 U	< 320 U	< 250 U	< 350 U	< 240 U	< 310 U	< 210 U	< 240 U	< 250 U	< 250 U
2-Methylnaphthalene	91-57-6	ug/kg	24000	20.2	< 260 U	< 250 U	< 260 U	-	< 320 U	< 320 U	< 250 U	< 350 U	< 240 U	< 310 U	< 210 U	< 240 U	< 250 U	< 250 U
2-METHYLPHENOL (O-CRESOL)	95-48-7	ug/kg	320000	119	< 510 U	< 490 U	< 510 U	-	< 620 U	< 630 U	< 490 U	< 670 U	< 470 U	< 600 U	< 410 U	< 470 U	< 480 U	< 490 U
2-NITROANILINE	88-74-4	ug/kg	63000		< 260 U	< 250 U	< 260 U	-	< 320 U	< 320 U	< 250 U	< 350 U	< 240 U	< 310 U	< 210 U	< 240 U	< 250 U	< 250 U
2-NITROPHENOL	88-75-5	ug/kg	1900000	168	< 260 U	< 250 U	< 260 U	-	< 320 U	< 320 U	< 250 U	< 350 U	< 240 U	< 310 U	< 210 U	< 240 U	< 250 U	< 250 U
3,3'-DICHLOROBENZIDINE	91-94-1	ug/kg	1200	31	< 510 U	< 490 U	< 510 U	-	< 620 U	< 630 U	< 490 U	< 670 U	< 470 U	< 600 U	< 410 U	< 470 U	< 480 U	< 490 U
3-NITROANILINE	99-09-2	ug/kg	25000		< 510 U	< 490 U	< 510 U	-	< 620 U	< 630 U	< 490 U	< 670 U	< 470 U	< 600 U	< 410 U	< 470 U	< 480 U	< 490 U
4,6-DINITRO-2-METHYLPHENOL	534-52-1	ug/kg	510	1477	< 510 U	< 490 U	< 510 U	-	< 620 U	< 630 U	< 490 U	< 670 U	< 470 U	< 600 U	< 410 U	< 470 U	< 480 U	< 490 U
4-BROMOPHENYL PHENYL ETHER	101-55-3	ug/kg		47	< 260 U	< 250 U	< 260 U	-	< 320 U	< 320 U	< 250 U	< 350 U	< 240 U	< 310 U	< 210 U	< 240 U	< 250 U	< 250 U
4-CHLORO-3-METHYLPHENOL	59-50-7	ug/kg	630000	5	< 260 U	< 250 U	< 260 U	-	< 320 U	< 320 U	< 250 U	< 350 U	< 240 U	< 310 U	< 210 U	< 240 U	< 250 U	< 250 U
4-CHLOROANILINE	106-47-8	ug/kg	2700	0.9	< 510 U	< 490 U	< 510 U	-	< 620 U	< 630 U	< 490 U	< 670 U	< 470 U	< 600 U	< 410 U	< 470 U	< 480 U	< 490 U
4-CHLOROPHENYL PHENYL ETHER	7005-72-3	ug/kg			< 260 U	< 250 U	< 260 U	-	< 320 U	< 320 U	< 250 U	< 350 U	< 240 U	< 310 U	< 210 U	< 240 U	< 250 U	< 250 U
4-METHYLPHENOL (P-CRESOL)	106-44-5	ug/kg	130000	93	< 510 U	< 490 U	< 510 U	-	< 620 U	< 630 U	< 490 U	< 670 U	< 470 U	< 600 U	< 410 U	< 470 UJ	< 480 UJ	< 490 U
4-Nitroaniline	100-01-6	ug/kg	25000		< 510 U	< 490 U	< 510 U	-	< 620 U	< 630 U	< 490 U	< 670 U	< 470 U	< 600 U	< 410 U	< 470 U	< 480 U	< 490 U
4-NITROPHENOL	100-02-7	ug/kg	1900000	153	< 510 U	< 490 U	< 510 U	-	< 620 U	< 630 U	< 490 U	< 670 U	< 470 U	< 600 U	< 410 U	< 470 U	< 480 U	< 490 U
Acenaphthene	83-32-9	ug/kg	360000	6.7	< 260 U	< 250 U	< 260 U	-	< 320 U	< 320 U	< 250 U	< 350 U	74 J	< 310 U	< 210 U	63 J	< 250 U	< 250 U
ACENAPHTHYLENE	208-96-8	ug/kg	360000	5.9	< 260 U	< 250 U	< 260 U	-	< 320 U	< 320 U	< 250 U	< 350 U	< 240 U	< 310 U	< 210 U	66 J	63 J	< 250 U
Acetophenone	98-86-2	ug/kg	780000		< 510 U	< 490 U	< 510 U	-	< 620 U	< 630 U	< 490 U	< 670 U	81 J	< 600 U	< 410 U	100 J	78 J	< 490 U
ANTHRACENE	120-12-7	ug/kg	1800000	57	< 260 U	< 250 U	< 260 U	-	< 320 U	< 320 U	< 250 U	< 350 U	160 J	< 310 U	< 210 U	170 J	150 J	< 250 U

Table 28
Phase 2 Reach Sediment Analytical Results
Phase 2 Data Evaluation Summary Memorandum
Lower Neponset River
Boston and Milton, Massachusetts

					Location	24A-0059	24A-0059	24A-0060	24A-0060	24A-0061	24A-0061	24A-0061	24A-0062	24A-0063	24A-0063	24A-0063	24A-0064	24A-0064	24A-0064
					Sample Name	24A-0059-BS	24A-0059-CS	24A-0060-AS	24A-0060-BS	24A-0061-AS	24A-0061-BS	24A-0061-CS	24A-0062-AS	24A-0063-AS	24A-0063-BS	24A-0063-CS	24A-0064-AS	24A-0064-BS	24A-0064-CS
					Sample Date	9/25/2024	9/25/2024	10/2/2024	10/2/2024	9/25/2024	9/25/2024	9/25/2024	10/23/2024	10/4/2024	10/4/2024	10/4/2024	9/27/2024	9/27/2024	9/27/2024
					Sample Type	N	N	N	N	N	N	N	N	N	N	N	N	N	N
					Depth Interval	0.5 - 1.7 ft	1.7 - 3.5 ft	0 - 0.5 ft	0.5 - 0.7 ft	0 - 0.5 ft	0.5 - 1.2 ft	1.2 - 2.6 ft	0 - 0.5 ft	0 - 0.5 ft	0.5 - 2.3 ft	2.3 - 3.8 ft	0 - 0.5 ft	0.5 - 1.3 ft	1.3 - 3 ft
Analyte	Cas No.	Units	Human Health PAL	Ecological PAL															
ATRAZINE	1912-24-9	ug/kg	2400	0.3	< 510 U	< 490 U	< 510 U	-	< 620 U	< 630 U	< 490 U	< 670 U	< 470 U	< 600 U	< 410 U	< 470 U	< 480 U	< 490 U
BENZALDEHYDE	100-52-7	ug/kg	170000	59	< 510 U	< 490 U	< 510 U	-	< 620 U	< 630 U	< 490 U	< 670 U	< 470 U	< 600 U	< 410 U	< 470 U	< 480 U	< 490 U
BENZO(A)ANTHRACENE	56-55-3	ug/kg	1100	108	240 J	< 250 U	77 J	-	210 J	< 320 U	< 250 U	84 J	630	< 310 U	< 210 U	660	550	< 250 U
BENZO(A)PYRENE	50-32-8	ug/kg	110	150	110 J	< 250 U	68 J	-	90 J	< 320 U	< 250 U	68 J	170 J	< 310 U	< 210 U	420	310	< 250 U
Benzo(B)Fluoranthene	205-99-2	ug/kg	1100	190	330	74 J	90 J	-	290 J	< 320 U	< 250 U	88 J	660	< 310 U	< 210 U	1000	730	< 250 U
Benzo(G,H,I)Perylene	191-24-2	ug/kg	180000	170	< 260 U	< 250 U	< 260 U	-	< 320 U	< 320 U	< 250 U	< 350 U	< 240 U	< 310 U	< 210 U	56 J	< 250 U	< 250 U
Benzo(K)Fluoranthene	207-08-9	ug/kg	11000	240	130 J	< 250 U	< 260 U	-	110 J	< 320 U	< 250 U	< 350 U	210 J	< 310 U	< 210 U	340	270	< 250 U
BENZYL BUTYL PHTHALATE	85-68-7	ug/kg	290000	100	< 260 U	< 250 U	< 260 U	-	< 320 U	< 320 U	< 250 U	< 350 U	< 240 U	< 310 U	< 210 U	< 240 U	< 250 U	< 250 U
BIPHENYL (DIPHENYL)	92-52-4	ug/kg	4700	198	< 260 U	< 250 U	< 260 U	-	< 320 U	< 320 U	< 250 U	< 350 U	< 240 U	< 310 U	< 210 U	< 240 U	< 250 U	< 250 U
BIS(2-CHLOROETHOXY) METHANE	111-91-1	ug/kg	19000		< 260 U	< 250 U	< 260 U	-	< 320 U	< 320 U	< 250 U	< 350 U	< 240 U	< 310 U	< 210 U	< 240 U	< 250 U	< 250 U
BIS(2-CHLOROETHYL) ETHER (2-CHLOROETHYL ETHER)	111-44-4	ug/kg	230		< 510 U	< 490 U	< 510 U	-	< 620 U	< 630 U	< 490 U	< 670 U	< 470 U	< 600 U	< 410 U	< 470 U	< 480 U	< 490 U
BIS(2-CHLOROISOPROPYL) ETHER	108-60-1	ug/kg	310000		< 510 U	< 490 U	< 510 U	-	< 620 U	< 630 U	< 490 U	< 670 U	< 470 U	< 600 U	< 410 U	< 470 U	< 480 U	< 490 U
BIS(2-ETHYLHEXYL) PHTHALATE	117-81-7	ug/kg	39000	180	140 J	< 250 U	< 260 U	-	110 J	< 320 U	< 250 U	< 350 U	100 J	< 310 U	< 210 U	490	350	< 250 U
Caprolactam	105-60-2	ug/kg	3100000		< 510 U	< 490 U	< 510 U	-	< 620 U	< 630 U	< 490 U	< 670 U	< 470 U	< 600 U	< 410 U	< 470 U	< 480 U	< 490 U
CARBAZOLE	86-74-8	ug/kg	240000	69	< 510 U	< 490 U	< 510 U	-	< 620 U	< 630 U	< 490 U	< 670 U	< 470 U	< 600 U	< 410 U	85 J	75 J	< 490 U
CHRYSENE	218-01-9	ug/kg	110000	166	270	< 250 U	82 J	-	230 J	< 320 U	< 250 U	88 J	630	< 310 U	< 210 U	800	570	< 250 U
DIBENZ(A,H)ANTHRACENE	53-70-3	ug/kg	110	33	< 260 U	< 250 U	< 260 U	-	< 320 U	< 320 U	< 250 U	< 350 U	84 J	< 310 U	< 210 U	130 J	100 J	< 250 U
Dibenzofuran	132-64-9	ug/kg	7800	510	< 260 U	< 250 U	< 260 U	-	< 320 U	< 320 U	< 250 U	< 350 U	< 240 U	< 310 U	< 210 U	< 240 U	< 250 U	< 250 U
Diethyl Phthalate	84-66-2	ug/kg	5100000	630	< 260 U	< 250 U	< 260 U	-	< 320 U	< 320 U	< 250 U	< 350 U	< 240 U	< 310 U	< 210 U	< 240 U	< 250 U	< 250 U
DIMETHYL PHTHALATE	131-11-3	ug/kg	5100000	678	< 260 U	< 250 U	< 260 U	-	< 320 U	< 320 U	< 250 U	< 350 U	< 240 U	< 310 U	< 210 U	< 240 U	< 250 U	< 250 U
Di-N-Butyl Phthalate	84-74-2	ug/kg	630000	11	< 260 U	< 250 U	< 260 U	-	< 320 U	< 320 U	< 250 U	< 350 U	< 240 U	13000	< 210 U	< 240 U	< 250 U	< 250 U
DI-N-OCTYLPHTHALATE	117-84-0	ug/kg	63000	39	< 510 U	< 490 U	< 510 U	-	< 620 U	< 630 U	< 490 U	< 670 U	< 470 U	< 600 U	< 410 U	< 470 U	< 480 U	< 490 U
FLUORANTHENE	206-44-0	ug/kg	240000	423	560	110 J	170 J	-	500	110 J	87 J	180 J	1300	100 J	< 210 U	1600	1300	< 250 U
FLUORENE	86-73-7	ug/kg	240000	77	< 260 U	< 250 U	< 260 U	-	< 320 U	< 320 U	< 250 U	< 350 U	76 J	< 310 U	< 210 U	< 240 U	< 250 U	< 250 U
HEXACHLOROBENZENE	118-74-1	ug/kg	78	20	< 260 U	< 250 U	< 260 U	-	< 320 U	< 320 U	< 250 U	< 350 U	< 240 U	< 310 U	< 210 R	< 240 U	< 250 U	< 250 U
Hexachlorobutadiene	87-68-3	ug/kg	1200		< 260 U	< 250 U	< 260 U	-	< 320 U	< 320 U	< 250 U	< 350 U	< 240 U	< 310 U	< 210 U	< 240 U	< 250 U	< 250 U
HEXACHLOROCYCLOPENTADIENE	77-47-4	ug/kg	180	6.5	< 510 U	< 490 U	< 510 U	-	< 620 U	< 630 U	< 490 U	< 670 U	< 470 U	< 600 U	< 410 U	< 470 U	< 480 U	< 490 U
HEXACHLOROETHANE	67-72-1	ug/kg	1800	27	< 260 U	< 250 U	< 260 U	-	< 320 U	< 320 U	< 250 U	< 350 U	< 240 U	< 310 U	< 210 U	< 240 U	< 250 U	< 250 U
INDENO(1,2,3-C,D)PYRENE	193-39-5	ug/kg	1100	200	84 J	< 250 U	< 260 U	-	70 J	< 320 U	< 250 U	< 350 U	110 J	< 310 U	< 210 U	330	230 J	< 250 U
ISOPHORONE	78-59-1	ug/kg	570000	876	< 260 U	< 250 U	< 260 U	-	< 320 U	< 320 U	< 250 U	< 350 U	< 240 U	< 310 U	< 210 U	< 240 U	< 250 U	< 250 U
Naphthalene	91-20-3	ug/kg	2000	176	< 260 U	< 250 U	< 260 U	-	< 320 U	< 320 U	< 250 U	< 350 U	< 240 U	< 310 U	< 210 U	< 240 U	< 250 U	< 250 U
NITROBENZENE	98-95-3	ug/kg	5100	407	< 260 U	< 250 U	< 260 U	-	< 320 U	< 320 U	< 250 U	< 350 U	< 240 U	< 310 U	< 210 U	< 240 U	< 250 U	< 250 U
N-NITROSODI-N-PROPYLAMINE	621-64-7	ug/kg	78		< 260 U	< 250 U	< 260 U	-	< 320 U	< 320 U	< 250 U	< 350 U	< 240 UJ	< 310 UJ	< 210 UJ	< 240 U	< 250 U	< 250 U
N-NITROSODIPHENYLAMINE	86-30-6	ug/kg	110000	110	< 260 U	< 250 U	< 260 U	-	< 320 U	< 320 U	< 250 U	< 350 U	< 240 U	< 310 U	< 210 U	< 240 U	< 250 U	< 250 U
PENTACHLOROPHENOL	87-86-5	ug/kg	1000	10	< 510 U	< 490 U	< 510 U	-	< 620 U	< 630 U	< 490 U	< 670 U	< 470 U	< 600 U	< 410 U	< 470 U	< 480 U	< 490 U
PHENANTHRENE	85-01-8	ug/kg	1800000	204	270	< 250 U	120 J	-	300 J	< 320 U	< 250 U	87 J	770	< 310 U	< 210 U	830	650	< 250 U
PHENOL	108-95-2	ug/kg	1900000	175	< 510 U	< 490 U	< 510 U	-	< 620 U	< 630 U	< 490 U	< 670 U	54 J	< 600 U	< 410 U	< 470 U	< 480 U	< 490 U
PYRENE	129-00-0	ug/kg	180000	195	310	100 J	160 J	-	280 J	< 320 U	82 J	160 J	650 J	90 J	< 210 UJ	1200	840	< 250 U
TOTAL ORGANIC CARBON	TOC	mg/kg			54000	43000	31000	17000	61000	46000	40000	59000	55000	61000	9300	73000	46000	45000

Table 28
Phase 2 Reach Sediment Analytical Results
Phase 2 Data Evaluation Summary Memorandum
Lower Neponset River
Boston and Milton, Massachusetts

					Location	24A-0065	24A-0066	24A-0067	24A-0067	24A-0067	24A-0067	24A-0068	24A-0068	24A-0068	24A-0069	24A-0069	24A-0070	24A-0070	24A-0070
					Sample Name	24A-0065-AS	24A-0066-AS	24A-0067-AS	24A-0067-BS	24A-0067-CS	24A-0067-BD	24A-0068-AS	24A-0068-BS	24A-0068-CS	24A-0069-AS	24A-0069-BS	24A-0070-AS	24A-0070-BS	24A-0070-CS
					Sample Date	10/23/2024	10/2/2024	10/2/2024	10/2/2024	10/2/2024	10/2/2024	9/27/2024	9/27/2024	9/27/2024	10/2/2024	10/2/2024	10/2/2024	10/2/2024	10/2/2024
					Sample Type	N	N	N	N	N	FD	N	N	N	N	N	N	N	N
					Depth Interval	0 - 0.5 ft	0 - 0.5 ft	0 - 0.5 ft	0.5 - 2.2 ft	2.2 - 2.4 ft	0.5 - 2.2 ft	0 - 0.5 ft	0.5 - 1.4 ft	1.4 - 2.2 ft	0 - 0.5 ft	0.5 - 1.3 ft	0 - 0.5 ft	0.5 - 1 ft	1 - 1.3 ft
Analyte	Cas No.	Units	Human Health PAL	Ecological PAL															
Grain Size																			
%CLAY	%CLAY	%			0	-	-2.2	1.7	-	8.2	0	1.9	1.2	0	0	0	6.8	3.3
%COARSE SAND >.5-1MM (USDA classification)	%COARSESAND	%			5.1	-	0	1.4	-	2.1	0	0	10.5	3.9	13.6	9.9	8.4	7.1
%FINE SAND >.125-.25 mm (USDA classification)	%FINE SAND	%			37.3	-	36.5	14.3	-	18.7	21.0	24.7	30.5	29.3	20.2	18.0	19.7	14.6
%MEDIUM SAND >.25-5 mm (USDA classification)	%MEDIUM SAND	%			11.0	-	8.9	9.9	-	8.5	10.8	5.5	12.8	41.3	31.8	15.3	10.2	12.1
Gravel	GRAVEL	%			11.0	-	0	18.5	-	2.1	0	0	24.8	1.6	30.0	41.2	0.6	27.5
Hydrometer, Reading 1, Percent Passing	HYD01	%			6.1	-	1.5	9.8	-	18.4	1.9	6.5	1.2	0	0	1.1	24.2	12.8
Hydrometer, Reading 2, Percent Passing	HYD02	%			6.1	-	1.5	5.8	-	15.0	0	6.5	1.2	0	0	1.1	17.2	12.8
Hydrometer, Reading 3, Percent Passing	HYD03	%			1.8	-	1.5	5.8	-	11.6	0	1.9	1.2	0	0	0	12.6	8.1
Hydrometer, Reading 4, Percent Passing	HYD04	%			0	-	-2.2	5.8	-	8.2	0	1.9	1.2	0	0	0	9.1	5.7
Hydrometer, Reading 5, Percent Passing	HYD05	%			0	-	-2.2	1.7	-	8.2	0	1.9	1.2	0	0	0	6.8	3.4
Hydrometer, Reading 6, Percent Passing	HYD06	%			0	-	-2.2	0	-	4.8	0	1.9	1.2	0	0	0	3.3	1
Hydrometer, Reading 7, Percent Passing	HYD07	%			0	-	-2.2	0	-	1.4	0	0	0	0	0	0	0	1
Sand	308075-07-2	%			53.4	-	45.4	25.6	-	29.3	31.8	30.2	53.8	74.5	65.6	43.2	38.3	33.8
SIEVE NO. 10, PERCENT PASSING (2.00 mm)	SIEVE10	%			83.9	-	100.0	80.1	-	95.8	100.0	100.0	64.7	94.5	56.4	48.9	91.0	65.4
SIEVE NO. 40, PERCENT PASSING (0.425 mm)	SIEVE40	%			72.9	-	91.1	70.2	-	87.3	89.2	94.5	51.9	53.2	24.6	33.6	80.8	53.3
SIEVE NO. 80, PERCENT PASSING	SIEVE80	%			57.7	-	71.1	66.0	-	78.6	80.4	84.6	35.1	32.5	10.7	23.8	71.6	45.0
SIEVE, NO. 20, PERCENT PASSING (0.85 mm)	SIEVE20	%			80.5	-	96.8	76.9	-	93.2	93.3	96.9	59.7	84.6	46.0	42.4	87.1	60.1
SIEVE, NO. 60, PERCENT PASSING	SIEVE60	%			64.3	-	87.0	66.0	-	83.3	84.9	90.5	40.9	38.3	15.5	29.3	76.4	49.5
Sieve-U.S. Std. No. 100 (0.15mm)	SIEVEUS100	%			52.8	-	69.3	64.7	-	78.6	79.2	83.9	33.1	29.8	9.0	23.0	71.0	44.1
Sieve-U.S. Std. No. 200 (0.075mm)	SIEVEUS200	%			35.6	-	54.6	55.9	-	68.6	68.2	69.8	21.4	23.9	4.4	15.6	61.1	38.7
Sieve-U.S. Std. No. 4 (4.75mm)	SIEVEUS4	%			89.0	-	100.0	81.5	-	97.9	100.0	100.0	75.2	98.4	70.0	58.8	99.4	72.5
Sieve-US Std. 0.375-inch (9.5 mm)	SIEVE0.375IN	%			100.0	-	100.0	84.5	-	100.0	100.0	100.0	86.4	99.6	79.0	77.1	100.0	79.1
Sieve-US Std. 0.75-inch (19 mm)	SIEVE0.75IN	%			100.0	-	100.0	100.0	-	100.0	100.0	100.0	100.0	100.0	100.0	100.0	100.0	100.0
Sieve-US Std. 1.5-inch (37.5 mm)	SIEVE1.5IN	%			100.0	-	100.0	100.0	-	100.0	100.0	100.0	100.0	100.0	100.0	100.0	100.0	100.0
SIEVE-US std. 1-inch (25 mm)	SIEVE1INCH	%			100.0	-	100.0	100.0	-	100.0	100.0	100.0	100.0	100.0	100.0	100.0	100.0	100.0
SIEVE-US std. 2-inch (50 mm)	SIEVE2INCH	%			100.0	-	100.0	100.0	-	100.0	100.0	100.0	100.0	100.0	100.0	100.0	100.0	100.0
SILT	445	%			35.6	-	56.8	54.2	-	60.4	68.2	67.9	20.2	23.9	4.4	15.6	54.3	35.4
PCDD/F																			
1,2,3,4,6,7,8-HpCDD	35822-46-9	pg/g	480	500	2560 J	56.6	2420	2860	197 J	3620	2200 J	2780 J	1320 J	586 J	176 J	164 J	17.2 J	57.1 J
1,2,3,4,6,7,8-HpCDF	67562-39-4	pg/g	480	50	1230 J	34.9	1340	1150	111 J	1340	1300	1360	1820	330 J	86.8 J	82 J	8.08 J	31.3 J
1,2,3,4,7,8,9-HpCDF	55673-89-7	pg/g	480	50	38.4	0.931 J	42.3	46.5	3.05 J	57.6	42.6	46.3	24.2	10.6 J	3.15 J	2.82 J	0.249 JN	0.833 J
1,2,3,4,7,8-HxCDD	39227-28-6	pg/g	48	1	22.1	0.809 J+	21.4 J+	19.9 J+	2.38 J	23.7 J+	22.6	20.5	9.7	5.59 J	1.92 J	1.69 J	0.262 J	0.708 J
1,2,3,4,7,8-HxCDF	70648-26-9	pg/g	48	5	57.5	1.33 J	79.8	75	4.13	84.6	78.2	89.3	41.7	18.5	4.47	3.74	0.286 JN	1.2 J
1,2,3,6,7,8-HxCDD	57653-85-7	pg/g	48	50	134	2.96 J	112	125	9.72 J	151	105	133	108	24.4 J	8.46 J	7.63 J	0.754 J	3.02 J
1,2,3,6,7,8-HxCDF	57117-44-9	pg/g	48	5	41.3	0.806 J	38.6	33.1	2.8 J	39.2	44.1	43.7	24.6	10.6 J	2.97 J	2.51 J	0.267 J	1.02 J
1,2,3,7,8,9-HxCDD	19408-74-3	pg/g	48	50	59.5	1.45 J	59.6	54.4	5.04 J	66.1	60.4	60	45.9	15.1 J	4.83 J	3.8 J	0.491 J	1.56 J
1,2,3,7,8,9-HxCDF	72918-21-9	pg/g	48	5	< 0.952 U	< 0.209 U	< 1.11 U	< 0.877 U	< 0.241 U	< 1.28 U	< 1.43 U	< 1.46 U	< 1.71 U	< 0.384 U	< 0.218 U	< 0.31 U	< 0.101 U	< 0.208 U
1,2,3,7,8-PeCDD	40321-76-4	pg/g	4.8	0.5	10.7	< 0.324 UJ	8.87	9.39 J	1.12 J	10 J	9.98 J	9.43 J	5.08 J	2.54 J	0.764 JN	0.616 JN	< 0.106 UJ	< 0.298 UJ
1,2,3,7,8-PeCDF	57117-41-6	pg/g	160	10	13	0.266 JN	10	12.9	0.732 J	14.9	9.27	12.2	4.31 J	2.42 J	0.967 J	0.764 J	< 0.0628 UJ	0.247 J
2,3,4,6,7,8-HxCDF	60851-34-5	pg/g	48	5	40.4	1.02 J	37.5	41.2	2.88 J	48.6	42.3	45.4	35.1	11.3 J	3.05 J	2.61 J	0.24 J	0.866 J
2,3,4,7,8-PeCDF	57117-31-4	pg/g	16	1	67.8 J	1.19 JN	39.9 J+	76 J+	4.39 J	86.9 J+	35.4	63.2	42.1	11.9 J	3.76 J	3.65 J	0.36 JN	1.24 J
2,3,7,8-TCDD	1746-01-6	pg/g	4.8	0.5	5.03 JN	< 1.93 UJ	2.5 J	4.85 J	0.31 J	5.38 J	2.59 J	3.8 J	1.75 JN	1.03 J	0.331 JN	0.276 J	< 0.97 UJ	< 0.98 UJ
2,3,7,8-TCDF	51207-31-9	pg/g	48	10	46.9	0.714 J	17.2	31	1.91 J	38.8	14.8	26.1	6.58	5.22 J	1.83 J	1.61 J	0.24 J	0.69 JN
OCDD	3268-87-9	pg/g	16000	5000	22900 J	509 EB	17100 EB	25900 JEB	1720 JEB	34300 JEB	15500 EB	21900 JEB	8710 EB	4090 JEB	1320 JEB	1370 JEB	163 JEB	504 JEB
OCDF	39001-02-0	pg/g	16000	5000	1350 J	30.2	1480	1460	108 J	1890	1480	1520	969	380 J	108 J	91.1 J	7.78 J	28.1 J
Total HpCDD	RA_Total_HpCDD	pg/g			4900	102.7	4300	5080	353	6840	3880	4890	2251	1050	314	310	33.3	108
Total HpCDF	RA_Total_HpCDF	pg/g			2797.7	71.031	2636.9	2736.7	239.24	3332.8	2497.8	2852.7	3277.6	639.28	184.92	177.08	17.719	66.233
Total HxCDD	RA_Total_HxCDD	pg/g	100		862.92	19.479	747.54	681.2	69.463	912.49	671.42	799.18	692.64	159.35	59.723	52.625	5.687	21.447
Total HxCDF	RA_Total_HxCDF	pg/g			1016	24.256	917.41	837.31	82.141	1022.7	932.91	1050.99	1059.71	238.552	70.579	66.477	5.361	22.226
Total PeCDD	RA_Total_PeCDD	pg/g			110.11	1.653 U	93.27	103.57	7.355	118.48	83.66	100.98	88.265	22.311	7.342	6.02	0.285 U	1.05 U
Total PeCDF	RA_Total_PeCDF	pg/g			564.27	10.819	449.556	695.192	38.913	789.26	395.265	569.069	389.78	152.31	37.714	40.066	3.261	10.72
Total TCDD	RA_Total_TCDD	pg/g			38.5	< 1.93 U	37.245	45.244	1.848	48.894	31.772	41.163	14.678	9.808	2.431	1.448	0.233 U	0.307 U
Total TCDF	RA_Total_TCDF	pg/g			474.4	4.229	295.87	694.29	27.7	765.96	238.07	470.32	180.7	76.319	28.735	20.65	2.638	7.414
Total PCDD/F TEQ (Bird)	RA-TEQ-B-DF	pg/g			171.714	2.93008	111.311	162.706	11.0247	190.33	105.701	149.13	92.9659	31.4445	9.7126	8.81351	0.866608	2.91654
Total PCDD/F TEQ (Fish)	RA-TEQ-F-DF	pg/g			97.199	1.87703	78.787	98.67	7.596	113.991	78.2115	95.95	65.6834	21.571	6.47505	5.83931	0.532318	1.80689
Total PCDD/F TEQ (Mammal)	RA-TEQ-M-DF	pg/g			122.189	2.35995	103.847	124.16	9.31386	148.13	100.7281	123.245	81.293	26.8906	8.09291	7.29545	0.668524	2.33777
PCB Congeners																			
PCB-001	2051-60-7	ng/g	230	14	67.4 J	0.19 J	37.5	1400 J	0.442 J	7.04 J	25.6 J	20.7 J	5.06 J	8.89 J	2.45 J	1.9 J	0.43 J	0.405 J
PCB-002	2051-61-8	ng/g	230	14	11	< 0.0465 UJ	< 0.048 UJ	23.5 J	< 0.0227 U	< 0.0477 UJ	0.564	1.3	< 0.0461 U	< 0.0239 U	< 0.0241 U	< 0.0236 U	< 0.0233 U	< 0.0235 U
PCB-003	2051-62-9	ng/g	230	14	40.3 J	< 0.0478 U	17.6	1070 J	0.467 J	6.71 J	13.3	14.7	5.78	4.18 J	1.49 J	1.53 J	< 0.024 UJ	0.259 J
PCB-004/010	PCB-4/10	ng/g	230	14	1140 J	0.603	88.6 J	264 J	6.9 J	54.1 J	51 J	104 J	46.2 J	24.2 J	7.01 J	9.12 J	2.18 J	2.16 J
PCB-005/008	PCB-5/8	ng/g	230	14	531 J	1.17	91.6 J	1370 J	19.7 J	107 J	53.4 J	123 J	99.9 J	23.2 J	12.1	18.2	5.51	5.46
PCB-006	25569-80-6	ng/g	230	14	613 J	< 0.0449 U	15.6	153 J	9.41	73 J	9.99 J	43.3 J	42.3 J	5.26	4.27	7.19	3.27	3.76
PCB-007/009	PCB-7/9	ng/g	230	14	31.4 J	< 0.0844 U	2.64	23.1 J	0.926	5.64 J	1.78	4.81	4.8	0.866	0.609	0.944	0.551	0.516
PCB-011	2050-67-1	ng/g	230	14	25.9 J	< 0.0439 U	2.78	53 J	0.438	22.7 J	2.25 J	14.1 J	5.54 J	1.28	0.405	0.4	< 0.0221 U	< 0.0223 U
PCB-012/013	PCB-12/13	ng/g	230	14	116 J	< 0.109 U	9.33	129 J	1.51	77.6 J	6.55	64.5 J	26.2	4.29	1.39	1.23	< 0.0548 U	< 0.0553 U
PCB-014	34883-41-5	ng/g	230	14	< 0.0437 U	< 0.043 U	< 0.0444 U	< 0.043 U	< 0.021 U	< 0.0441 U	< 0.0427 U	< 0.0431 U	< 0.0427 U	< 0.0221 U	< 0.0223 U	< 0.0218 U	< 0.0216 U	< 0.0218 U
PCB-015	2050-68-2	ng/g	230	14	1280 J	1.92	66.7 J	1040 J	12.4	588 J	51 J	1150 J	408 J	40 J	15.3	12.6	1.43	3.07
PCB-016/032	PCB-16/32	ng/g	230	14	2120 J	2.12	56.6 J	1690 J	62.6 J	1550 J	43.2 J	1170 J	476 J	37.3 J	28.4 J	28.2 J	6.72 J	13.8 J

Table 28
Phase 2 Reach Sediment Analytical Results
Phase 2 Data Evaluation Summary Memorandum
Lower Neponset River
Boston and Milton, Massachusetts

					Location	24A-0065	24A-0066	24A-0067	24A-0067	24A-0067	24A-0067	24A-0068	24A-0068	24A-0068	24A-0069	24A-0069	24A-0070	24A-0070	24A-0070
					Sample Name	24A-0065-AS	24A-0066-AS	24A-0067-AS	24A-0067-BS	24A-0067-CS	24A-0067-BD	24A-0068-AS	24A-0068-BS	24A-0068-CS	24A-0069-AS	24A-0069-BS	24A-0070-AS	24A-0070-BS	24A-0070-CS
					Sample Date	10/23/2024	10/2/2024	10/2/2024	10/2/2024	10/2/2024	10/2/2024	9/27/2024	9/27/2024	9/27/2024	10/2/2024	10/2/2024	10/2/2024	10/2/2024	10/2/2024
					Sample Type	N	N	N	N	N	FD	N	N	N	N	N	N	N	N
					Depth Interval	0 - 0.5 ft	0 - 0.5 ft	0 - 0.5 ft	0.5 - 2.2 ft	2.2 - 2.4 ft	0.5 - 2.2 ft	0 - 0.5 ft	0.5 - 1.4 ft	1.4 - 2.2 ft	0 - 0.5 ft	0.5 - 1.3 ft	0 - 0.5 ft	0.5 - 1 ft	1 - 1.3 ft
Analyte	Cas No.	Units	Human Health PAL	Ecological PAL														
PCB-017	37680-66-3	ng/g	230	14	1420 J	1.54 EB	39.9 JEB	864 JEB	33.7 J	777 JEB	27.3 EB	382 JEB	339 JEB	17.9 J	14.6 J	18.2 J	4.92 J	8.93 J
PCB-018	37680-65-2	ng/g	230	14	2150 JEB	1.58 EB	17.7 EB	924 JEB	53.5 J	896 JEB	18 EB	499 JEB	332 JEB	11.4 J	19.8 J	24.2 J	7.67 J	15.9 J
PCB-019	38444-73-4	ng/g	230	14	614 J	0.71	24.1	332 J	8.36 J	295 J	19.2	292 J	101 J	18.9 J	6.41 J	5.63 J	1.17 J	2.3 J
PCB-020/021/033	PCB-20/21/33	ng/g	230	14	289 J	0.987 J	6.05 J	392 J	28.1 J	386 J	6.73	140 J	71.5 J	4.5 J	7.03 J	8.34 J	2.92 J	5.33 J
PCB-022	38444-85-8	ng/g	230	14	501 J	0.728	8.12	473 J	20.1 J	458 J	6.54	384 J	96.6 J	4.73 J	5.88 J	6.89 J	2.14 J	4.26 J
PCB-023/034	PCB-23/34	ng/g	230	14	37.5	< 0.0802 U	0.809	22.6	0.779 J	20.1	0.674 J	11.3 J	5.74 J	0.571 J	0.517 J	0.611 J	< 0.0403 UJ	0.263 J
PCB-024/027	PCB-24/27	ng/g	230	14	272 J	0.306	16.6	244 J	5.48 J	194 J	14.3	219 J	79.6 J	9.41 J	3.89 J	3.51 J	0.772 J	1.42 J
PCB-025	55712-37-3	ng/g	230	14	985 J	0.64	14.9	776 J	18.7 J	713 J	14.6 J	345 J	190 J	11.4 J	8.5 J	12.1 J	2.22 J	6.61 J
PCB-026	38444-81-4	ng/g	230	14	1620 JEB	1.1	24.5	1560 J	35 J	1420 J	23.8	624 J	313 J	18 J	15.3 J	20.2 J	3.79 J	11.7 J
PCB-028	7012-37-5	ng/g	230	14	1650 JEB	4.47	49.4 J	3790 J	122 J	3520 J	45.6 J	1620 J	496 J	38.2 J	37.8 J	44.7 J	9.76 J	25.2 J
PCB-029	15862-07-4	ng/g	230	14	< 0.0573 U	< 0.0563 U	< 0.0582 U	< 0.0562 U	< 0.0275 U	< 0.0578 U	< 0.056 U	< 0.0564 U	< 0.0559 U	< 0.029 U	< 0.0292 U	< 0.0286 U	< 0.0283 U	< 0.0285 U
PCB-030	35693-92-6	ng/g	230	14	1.1	< 0.0561 U	< 0.058 U	1.54	< 0.0274 UJ	1.44	< 0.0558 U	1.15	0.401	< 0.0289 UJ	< 0.0291 UJ	< 0.0285 UJ	< 0.0282 UJ	< 0.0284 UJ
PCB-031	16606-02-3	ng/g	230	14	2630 J	2.81	47.1 J	1070 J	58.1 J	1040 J	40.6 J	530 J	435 J	30.5 J	26.5 J	28.9 J	5.91 J	16.3 J
PCB-035	37680-69-6	ng/g	230	14	13.8 J+	< 0.0526 U	< 0.0544 U	16.3 J+	0.323 J	15.4 J+	< 0.0523 U	6.73 J+	1.43 J+	< 0.0271 UJ	< 0.0273 UJ	< 0.0267 UJ	< 0.0264 UJ	< 0.0267 UJ
PCB-036	38444-87-0	ng/g	230	14	< 0.0424 U	< 0.0416 U	< 0.043 U	< 0.0416 U	< 0.0204 U	< 0.0428 U	< 0.0414 U	< 0.0417 U	< 0.0413 U	< 0.0214 U	< 0.0216 U	< 0.0211 U	< 0.0209 U	< 0.0211 U
PCB-037	38444-90-5	ng/g	230	14	439 J	1.36	15.5	536 J	15.9 J	573 J	12.3	329 J	76.8 J	9.72 J	6.39 J	7.47 J	1.83 J	3.36 J
PCB-038	53555-66-1	ng/g	230	14	< 0.0635 U	< 0.0624 U	< 0.0646 U	< 0.0624 U	< 0.0305 U	< 0.0641 U	< 0.0621 U	< 0.0626 U	< 0.062 U	< 0.0321 U	< 0.0324 U	< 0.0317 U	< 0.0314 U	< 0.0317 U
PCB-039	38444-88-1	ng/g	230	14	8.6	< 0.0403 UJ	< 0.0416 UJ	9.84 J	< 0.0197 UJ	7.87 J	0.563	5.45	1.27	< 0.0207 UJ	< 0.0209 UJ	< 0.0204 UJ	< 0.0202 UJ	< 0.0204 UJ
PCB-040	38444-93-8	ng/g	230	14	142 J	0.68 J	4.44 J	433 J	14.3 J	440 J	6.57	215 J	64.2 J	6.06 J	5.13 J	7.27 J	1.89 J	4.12 J
PCB-041/064	PCB-41/64	ng/g	230	14	516 J	3.18	60.7 J	1490 J	35.7 J	1530 J	42.1 J	762 J	231 J	21.7 J	15 J	19.1 J	4.94 J	10.8 J
PCB-042	36559-22-5	ng/g	230	14	593 J	1.92	22	1090 J	30.8 J	1100 J	29.8	549 J	157 J	19.5 J	12.4 J	16.7 J	3.78 J	8.35 J
PCB-043/049	PCB-43/49	ng/g	230	14	2190 JEB	7.97 EB	141 JEB	3280 JEB	91.8 J	3340 JEB	123 JEB	1700 JEB	534 JEB	74.8 J	42.4 J	51.4 J	11.1 J	24.9 J
PCB-044	41464-39-5	ng/g	230	14	1180 JEB	4.49 EB	43.9 JEB	2890 JEB	87.4 J	2950 JEB	56.7 JEB	1390 JEB	419 JEB	40.6 J	32.9 J	44.9 J	10.6 J	24 J
PCB-045	70362-45-7	ng/g	230	14	125 J	0.781	7.32	520 J	15.5 J	528 J	9.05	288 J	85.8 J	8.35 J	6.15 J	7.89 J	1.98 J	4.25 J
PCB-046	41464-47-5	ng/g	230	14	160 J	0.487	2.83	185 J	6.1 J	188 J	3.98	98.4 J	30.2	3.25 J	2.38 J	3.11 J	0.82 J	1.75 J
PCB-047/048/075	PCB-47/48/75	ng/g	230	14	1080 J	5.18	173 J	1590 J	51.3 J	1620 J	149 J	927 J	292 J	58.5 J	26.1 J	29.5 J	5.77 J	12.1 J
PCB-050	62796-65-0	ng/g	230	14	10.8	< 0.0551 U	0.848	13.1	0.402 J	13	0.994 J	9.42 J	3.14 J	0.683 J	0.277 J	0.233 J	< 0.0277 UJ	0.134 J
PCB-051	68194-04-7	ng/g	230	14	252 J	0.371	10.2	199 J	5.84 J	200 J	13.4	141 J	50.6 J	9.45 J	3.74 J	3.77 J	0.737 J	1.53 J
PCB-052/073	PCB-52/73	ng/g	230	14	2130 JEB	8.67	138 J	3620 J	103 J	3690 J	127 J	1800 J	545 J	68.7 J	43.4 J	54.9 J	12.1 J	27.5 J
PCB-053	41464-41-9	ng/g	230	14	582 J	1.15	23.7	580 J	16.9 J	585 J	31.3	375 J	124 J	18 J	8.48 J	9.73 J	2.08 J	4.58 J
PCB-054	15968-05-5	ng/g	230	14	21.6 J	< 0.0463 U	1.31	12	0.322 J	12.4	1.93	11.8	3.83	0.878 J	0.346 J	0.314 J	< 0.0232 UJ	0.0983 J
PCB-055	74338-24-2	ng/g	230	14	4.89	< 0.0767 U	< 0.0793 U	13.5	0.581	14	< 0.0763 U	5.68	1.91	< 0.0395 U	< 0.0398 U	< 0.0389 U	< 0.0386 U	< 0.0389 U
PCB-056/060	PCB-56/60	ng/g	230	14	169 J	3.71	23.4	555 J	28.5 J	614 J	16.6	295 J	74.3 J	11 J	9.3 J	10.3 J	2.91 J	5.86 J
PCB-057	70424-67-8	ng/g	230	14	17.6	< 0.0409 UJ	1.38 J	45.3 J	0.876 J	42.7 J	1.32 J	19.7 J	6.11 J	0.828 J	0.34 J	0.435 J	< 0.0205 UJ	0.19 J
PCB-058	41464-49-7	ng/g	230	14	4.27	< 0.0517 UJ	0.878 J	7.72 J	0.308 J	8.28 J	0.705	3.8	1.39	0.194 J	0.147 J	0.228 J	< 0.026 UJ	< 0.0262 UJ
PCB-059	74472-33-6	ng/g	230	14	54.7 J	0.283	3.9	192 J	5.51 J	220 J	3.91	123 J	36.9	3.3 J	2.3 J	2.68 J	0.723 J	1.41 J
PCB-061/074	PCB-61/74	ng/g	230	14	550 J	2.65	21.4	743 J	24 J	795 J	18.3	344 J	92.7 J	11.9 J	8.68 J	12.2 J	3.05 J	7.27 J
PCB-062	54230-22-7	ng/g	230	14	< 0.0474 U	< 0.0466 U	< 0.0482 U	< 0.0466 U	< 0.0228 U	< 0.0479 U	< 0.0464 U	< 0.0467 U	< 0.0463 U	< 0.024 U	< 0.0242 U	< 0.0237 U	< 0.0234 U	< 0.0236 U
PCB-063	74472-34-7	ng/g	230	14	70.5 J	0.324	7.78	142 J	3.35 J	139 J	5.62	65.9 J	16.8	2.51 J	1.41 J	1.69 J	0.335 J	0.958 J
PCB-065	33284-54-7	ng/g	230	14	< 0.0663 U	< 0.0651 U	< 0.0673 U	< 0.0651 UJ	< 0.0319 U	1.11 J	< 0.0648 U	0.615	< 0.0647 U	< 0.0335 U	< 0.0338 U	< 0.0331 U	< 0.0327 U	< 0.033 U
PCB-066/080	PCB-66/80	ng/g	230	14	817 JEB	11	58.4 J	1180 J	52.9 J	1330 J	45.8 J	582 J	157 J	32.6 J	21.8 J	27.1 J	6.36 J	13.7 J
PCB-067	73575-53-8	ng/g	230	14	30.3	< 0.0592 U	1.49	59.2 J	2.26 J	62.7 J	1.29	26.3	8.19	0.759 J	0.683 J	1.03 J	0.292 J	0.513 J
PCB-068	73575-52-7	ng/g	230	14	28.3 J	< 0.069 U	7.56	23.7	< 0.0337 U	25.3	5.48	19.3	7.98	1.93	0.981	0.79	< 0.0347 U	< 0.035 U
PCB-069	60233-24-1	ng/g	230	14	3.83	< 0.0517 U	< 0.0534 U	7.02	< 0.0253 U	6.38	0.719	5.22	1.49	0.301	< 0.0268 U	< 0.0262 U	< 0.026 U	< 0.0262 U
PCB-070	32598-11-1	ng/g	230	14	601 J	11.8	72.2 J	1000 J	54.2 J	1150 J	52.8 J	529 J	154 J	29.6 J	20.3 J	23.5 J	5.72 J	11.6 J
PCB-071	41464-46-4	ng/g	230	14	647 J	1.4	23	866 J	26.3 J	907 J	33.1	461 J	165 J	17.6 J	11.8 J	13.7 J	3.23 J	7.01 J
PCB-072	41464-42-0	ng/g	230	14	26.2 J	< 0.0534 U	8.85	42.9 J	0.96 J	41.3 J	5.32	24.5	7.91	1.76 J	0.655 J	0.688 J	0.118 J	0.266 J
PCB-076	70362-48-0	ng/g	230	14	< 0.0776 U	< 0.0763 U	< 0.0789 U	< 0.0763 U	< 0.0373 U	< 0.0784 U	< 0.0759 U	< 0.0765 U	< 0.0758 U	< 0.0393 U	< 0.0396 U	< 0.0387 U	< 0.0384 U	< 0.0387 U
PCB-077	32598-13-3	ng/g	38	14	88 J	1.99 J+	16.9 J+	166 J	5.02 J	192 J	9.33 J+	96.5 J	20.1 J+	6.11 J	2.92 J	3.46 J	0.594 J	1.48 J
PCB-078	70362-49-1	ng/g	230	14	< 0.0808 U	< 0.0794 U	< 0.0821 U	< 0.0794 U	< 0.0388 U	< 0.0816 U	< 0.079 U	< 0.0795 U	< 0.0788 U	< 0.0409 U	< 0.0412 U	< 0.0403 U	< 0.0399 U	< 0.0403 U
PCB-079	41464-48-6	ng/g	230	14	< 0.0453 U	< 0.0445 U	< 0.046 U	< 0.0445 U	< 0.0218 U	< 0.0457 U	< 0.0443 U	< 0.0446 U	< 0.0442 U	< 0.0229 U	< 0.0231 U	< 0.0226 U	< 0.0224 U	< 0.0226 U
PCB-081	70362-50-4	ng/g	12	14	10 J+	< 0.0705 U	1.71 J+	13.2 J+	0.438 J+	14.7 J+	1.29 J+	7.64 J+	2.69 J+	0.598 J+	< 0.0366 U	0.38 J+	< 0.0355 U	0.199 J+
PCB-082	52663-62-4	ng/g	230	14	62.3 J	1.55	9.76	152 J	5.18 J	162 J	8.47	67.7 J	19.4	4.38 J	2.14 J	3.03 J	0.64 J	1.45 J
PCB-083/109	PCB-83/109	ng/g	230	14	33.3 J	0.599	7.68	82.2 J	2.24 J	87 J	6.64	40.8 J	11.1	2.87 J	1.24 J	1.41 J	0.326 J	0.685 J
PCB-084	52663-60-2	ng/g	230	14	142 J	2.43	18.6	389 J	11.2 J	406 J	21.8	173 J	51.9 J	10.6 J	5.35 J	6.72 J	1.41 J	3.45 J
PCB-085/120	PCB-85/120	ng/g	230	14	107 J	4.63	36.1	234 J	8.14 J	248 J	22	128 J	35	9.6 J	4.22 J	6.02 J	1.16 J	2.88 J
PCB-086/097	PCB-86/97	ng/g	230	14	138 J	3.06	27.1	306 J	10.6 J	326 J	23.9	142 J	38.1	10.8 J	5.35 J	6.68 J	1.3 J	3.36 J
PCB-087/115/116	PCB-87/115/116	ng/g	230	14	182 J	5.13	55 J	427 J	14.2 J	456 J	37.8	207 J	60.8 J	16.2 J	6.99 J	9.1 J	1.6 J	4.07 J
PCB-088/121	PCB-88/121	ng/g	230	14	2.12	< 0.154 U	< 0.159 U	4.4	< 0.0752 UJ	4.23	0.52	2.02	0.801	< 0.0792 UJ	< 0.0798 UJ	< 0.0781 UJ	< 0.0773 UJ	< 0.078 UJ
PCB-089/090/101	PCB-89/90/101	ng/g	230	14	356 J	9.29	115 J	739 J	25.1 J	808 J	86.2 J	392 J	110 J	33.7 J	13.8 J	17.2 J	3.09 J	7.73 J
PCB-091	68194-05-8	ng/g	230	14	136 J	2.63	40.4 J	287 J	7.96 J	300 J	26.8	146 J	42.8 J	10.8 J	4.52 J	5.53 J	1.05 J	2.49 J
PCB-092	52663-61-3	ng/g	230	14	98.6 J	1.78	37.9	208 J	5.3 J	215 J	25.2	113 J	30.7	9.29 J	3.47 J	3.85 J	0.718 J	1.59 J
PCB-093/095	PCB-93/95	ng/g	230	14	322 J	6.7	87.3 J	915 J	25.8 J	965 J	68.7 J	450 J	136 J	31.1 J	13.9 J	16.8 J	3.19 J	7.79 J
PCB-094	73575-55-0	ng/g	230	14	10.8	< 0.0459 U	2.67	17.3	0.454 J	17.6	2.59	10.2	3.21	0.939 J	0.338 J	0.373 J	< 0.0231 UJ	< 0.0233 UJ
PCB-096	73575-54-9	ng/g	230	14	11.5	< 0.059 U	1.54	26.1	0.925 J	26.3	1.42 J	12.1 J	4.25 J	0.738 J	0.42 J	0.575 J	0.158 J	0.321 J
PCB-098/102	PCB-98/102	ng/g	230	14	48.2 J	0.638	7.84	98.8 J	2.86 J	103 J	6.92	50.9 J	15.4	3.26 J	1.56 J	1.76 J	0.329 J	0.833 J
PCB-099	38380-01-7	ng/g	230	14	248 J	7.23	82.9 J	504 J	15.8 J	544 J	52.4 J	254 J	66.1 J	20.3 J	8.45 J	10.8 J	1.92 J	4.75 J
PCB-100	39485-83-1	ng/g	230	14	9.03	< 0.0563 U	3.74	9.2	0.285 J	9.18	2.58	6.32	1.89	0.818 J	0.233 J	0.273 J	< 0.0283 UJ	< 0.0285 UJ
PCB-103	60145-21-3	ng/g	230	14	11.2	< 0.0569 U	3.3	15.6	0.367 J	15.6	2.45 J	8.93 J	2.72 J	0.827 J	0.279 J	0.342 J	< 0.0286 UJ	0.14 J
PCB-104	56558-16-8	ng/g	230	14	0.727	< 0.0436 U	< 0.045 U	0.365	< 0.0213 UJ	0.403	0.217	0.328	< 0.0432 U	< 0.0224 UJ	< 0.0226 UJ	< 0.0221 UJ	< 0.0219 UJ	< 0.0221 UJ

Table 28
Phase 2 Reach Sediment Analytical Results
Phase 2 Data Evaluation Summary Memorandum
Lower Neponset River
Boston and Milton, Massachusetts

					Location	24A-0065	24A-0066	24A-0067	24A-0067	24A-0067	24A-0067	24A-0068	24A-0068	24A-0068	24A-0069	24A-0069	24A-0070	24A-0070	24A-0070
					Sample Name	24A-0065-AS	24A-0066-AS	24A-0067-AS	24A-0067-BS	24A-0067-CS	24A-0067-BD	24A-0068-AS	24A-0068-BS	24A-0068-CS	24A-0069-AS	24A-0069-BS	24A-0070-AS	24A-0070-BS	24A-0070-CS
					Sample Date	10/23/2024	10/2/2024	10/2/2024	10/2/2024	10/2/2024	10/2/2024	9/27/2024	9/27/2024	9/27/2024	10/2/2024	10/2/2024	10/2/2024	10/2/2024	10/2/2024
					Sample Type	N	N	N	N	N	FD	N	N	N	N	N	N	N	N
					Depth Interval	0 - 0.5 ft	0 - 0.5 ft	0 - 0.5 ft	0.5 - 2.2 ft	2.2 - 2.4 ft	0.5 - 2.2 ft	0 - 0.5 ft	0.5 - 1.4 ft	1.4 - 2.2 ft	0 - 0.5 ft	0.5 - 1.3 ft	0 - 0.5 ft	0.5 - 1 ft	1 - 1.3 ft
Analyte	Cas No.	Units	Human Health PAL	Ecological PAL														
PCB-105/127	PCB-105/127	ng/g	120	14	112 J	3.39	33.9	276 J	9.62 J	299 J	23.2	136 J	35	10.1 J	4.71 J	6.21 J	1.2 J	3.02 J
PCB-106/118	PCB-106/118	ng/g	120	14	324 J	9.13	111 J	646 J	19.5 J	698 J	74.8 J	347 J	88.3 J	28 J	11.3 J	15 J	2.58 J	6.85 J
PCB-107/108	PCB-107/108	ng/g	230	14	29.1 J	0.806	11.5	65.2 J	2.09 J	69.5 J	7.15	32.8	7.78	2.51 J	1.06 J	1.42 J	0.237 J	0.582 J
PCB-110	38380-03-9	ng/g	230	14	518 JEB	13.3 EB	208 JEB	1350 JEB	36.8 J	1390 JEB	132 JEB	675 JEB	193 JEB	50.7 J	22.1 J	26.5 J	4.67 J	11.6 J
PCB-111/117	PCB-111/117	ng/g	230	14	< 0.282 U	< 0.278 U	< 0.287 U	< 0.277 U	< 0.136 U	< 0.285 U	< 0.276 U	< 0.278 U	< 0.275 U	< 0.143 U	< 0.144 U	< 0.141 U	< 0.139 U	< 0.141 U
PCB-112	74472-36-9	ng/g	230	14	3.03	< 0.0561 U	1.01	5.63	0.209 J	6.14	0.672	3.22	0.927	0.218 J	< 0.0291 UJ	< 0.0285 UJ	< 0.0282 UJ	< 0.0284 UJ
PCB-113	68194-10-5	ng/g	230	14	3.52	< 0.0465 U	1.82	8.68	0.198 J	8.42	0.969	5.03	1.56	0.371 J	< 0.0241 UJ	< 0.0236 UJ	< 0.0233 UJ	< 0.0235 UJ
PCB-114	74472-37-0	ng/g	120	14	8.51	< 0.0723 U	2.47	21.4	0.757	23.5	1.89	10.6	2.39	0.811	0.354	0.477	< 0.0363 U	0.228
PCB-119	56558-17-9	ng/g	230	14	23.6 J	0.36	9.9	44.9 J	1.14 J	44.5 J	6.32	25.5	6.42	2.04 J	0.808 J	0.828 J	0.134 J	0.347 J
PCB-122	76842-07-4	ng/g	230	14	4.4	< 0.0798 U	1.84	9.63	0.423 J	10.5	0.911	4.97	1.46	0.416 J	0.188 J	0.215 J	< 0.0401 UJ	< 0.0405 UJ
PCB-123	65510-44-3	ng/g	120	14	10.1 J+	0.539 J+	5.21 J+	20.2 J+	0.709 J+	21 J+	2.76 J+	12.9 J+	2.98 J+	1.22 J+	0.36 J+	0.492 J+	< 0.0311 U	0.213 J+
PCB-124	70424-70-3	ng/g	230	14	8.52	0.454	4.48	19	0.718 J	21.3	2.96	12.6	2.72	1.24 J	0.432 J	0.554 J	< 0.0174 UJ	0.245 J
PCB-125	74472-39-2	ng/g	230	14	4.63	< 0.0424 UJ	1.06 J	5.22 J	0.257 J	5.7 J	1.13	3.47	1.02	0.329 J	< 0.022 UJ	< 0.0215 UJ	< 0.0213 UJ	< 0.0215 UJ
PCB-126	57465-28-8	ng/g	0.036	14	< 0.0506 U	< 0.0497 UJ	< 0.0514 UJ	5.3 J	< 0.0243 UJ	5.89 J	< 0.0495 U	< 0.0498 U	< 0.0494 U	< 0.0256 UJ	< 0.0258 UJ	< 0.0252 UJ	< 0.025 UJ	< 0.0252 UJ
PCB-128	38380-07-3	ng/g	230	14	34.5 J	1.1	28.7	72 J	2.03	76.3 J	19.6	50.7 J	12.7	6.44	1.77	1.75	0.224	0.634
PCB-129	55215-18-4	ng/g	230	14	6.75	0.306	5.13	17	0.548	17.9	3.73 J	11.3 J	3.21 J	1.59	0.456	0.442	< 0.0477 U	0.181
PCB-130	52663-66-8	ng/g	230	14	13.7	0.312	9.7	27.6	0.712	29.1	6.32 J	18.9 J	4.69 J	2.2	0.641	0.621	< 0.0471 U	0.265
PCB-131/142	PCB-131/142	ng/g	230	14	2.87	< 0.021 UJ	1.69 J	5.73 J	0.153	6.01 J	1.22	3.33	1.03	0.455	0.13	0.204	< 0.0106 U	< 0.0107 U
PCB-132/168	PCB-132/168	ng/g	230	14	54.2 J	1.59	43.8 J	139 J	3.79	145 J	29.2	92.4 J	24.3	9.85	2.94	3.24	0.378	1.15
PCB-133	35694-04-3	ng/g	230	14	3.43	< 0.1 U	3.03	6.45	0.205	6.68	2	5.11	1.41	0.659	0.183	0.211	< 0.0505 U	< 0.0509 U
PCB-134	52704-70-8	ng/g	230	14	9.98	0.293	6.8	21.4	0.636	23	5.01 J	14.8 J	4.07 J	1.58	0.454	0.488	< 0.067 U	0.219
PCB-135/144	PCB-135/144	ng/g	230	14	28.3	0.652	18.9	57.9 J	1.54	60.9 J	13	40.5 J	11	4.38	1.33	1.25	0.186	0.47
PCB-136	38411-22-2	ng/g	230	14	21.8	0.58	13.1	47.7 J	1.28	49.5 J	9.52	31.1	8.38	3.3	0.988	0.997	0.138	0.427
PCB-137	35694-06-5	ng/g	230	14	11.6	0.425	9.36	22.8	0.678	24.7	6.2 J	16.3 J	4 J	1.92	0.5	0.515	< 0.0639 U	0.219
PCB-138/163/164	PCB-138/163/164	ng/g	230	14	180 J	4.75	146 J	354 J	10.2	388 J	102 J	279 J	67.3 J	33.3 J	8.77	8.69	1.06	2.9
PCB-139/149	PCB-139/149	ng/g	230	14	123 J	2.77	88.5 J	258 J	6.82	269 J	59.4 J	179 J	47.1 J	20.1 J	5.77	5.8	0.744	2.16
PCB-140	59291-64-4	ng/g	230	14	1.38	< 0.0617 U	1.21	3.03	< 0.0302 UJ	3.18	0.627	2.27	0.591	0.22 J	< 0.032 UJ	< 0.0313 UJ	< 0.031 UJ	< 0.0313 UJ
PCB-141	52712-04-6	ng/g	230	14	24.9 J	0.827	19.6	50.7 J	1.61	55.2 J	12.8	37.4	9.22	4.52	1.19	1.35	0.179	0.452
PCB-143	68194-15-0	ng/g	230	14	0.997	< 0.0621 U	0.561	1.74	< 0.0303 UJ	1.98	< 0.0617 U	1.22	< 0.0616 U	< 0.032 UJ	< 0.0322 UJ	< 0.0315 UJ	< 0.0312 UJ	< 0.0315 UJ
PCB-145	74472-40-5	ng/g	230	14	0.217	< 0.0775 U	< 0.0801 U	0.446	< 0.0379 UJ	0.444	< 0.0771 U	0.238	< 0.0769 U	< 0.0399 UJ	< 0.0402 UJ	< 0.0393 UJ	< 0.0389 UJ	< 0.0393 UJ
PCB-146	51908-16-8	ng/g	230	14	21.5 J	0.562	16.5	43.2 J	1.13	45 J	11.2 J	30.9 J	7.92 J	3.66	1.03	1	0.135	0.366
PCB-147	68194-13-8	ng/g	230	14	7.94	< 0.075 U	5.93	10.7	0.302	10.7	4.34	7.97	2.26	1.2	0.348	0.324	< 0.0377 U	0.113
PCB-148	74472-41-6	ng/g	230	14	0.643	< 0.0669 U	0.498	0.848	< 0.0327 U	0.657	0.382	0.562	< 0.0664 U	0.0885 J	< 0.0347 U	< 0.0339 U	< 0.0336 U	< 0.0339 U
PCB-150	68194-08-1	ng/g	230	14	0.543	< 0.0767 U	0.386	0.668	< 0.0375 UJ	0.681	0.293	0.615	0.169 J	0.078 J	< 0.0398 UJ	< 0.0389 UJ	< 0.0386 UJ	< 0.0389 UJ
PCB-151	52663-63-5	ng/g	230	14	31.2 J	0.686	22.1	61.6 J	1.77	63.9 J	14.1	42.8 J	11.3	4.76	1.36	1.38	0.202	0.538
PCB-152	68194-09-2	ng/g	230	14	0.795	< 0.0848 U	0.464	0.986	< 0.0415 U	1.01	0.347	0.789	0.232	0.103	< 0.044 U	< 0.043 U	< 0.0426 U	< 0.043 U
PCB-153	35065-27-1	ng/g	230	14	122 J	2.9	94.3 J	227 J	6.55	243 J	63.5 J	170 J	41.3 J	20.9 J	5.57	5.49	0.74	1.94
PCB-154	60145-22-4	ng/g	230	14	3.8	< 0.049 U	2.91	6.45	0.137	6.28	1.97	4.85	1.13	0.584	0.172	0.14	< 0.0246 U	< 0.0248 U
PCB-155	33979-03-2	ng/g	230	14	< 0.042 U	< 0.0412 U	< 0.0426 U	< 0.0412 U	< 0.0202 U	< 0.0424 U	< 0.041 U	< 0.0413 U	< 0.0409 U	< 0.0212 U	< 0.0214 U	< 0.0209 U	< 0.0207 U	< 0.0209 U
PCB-156	38380-08-4	ng/g	120	14	< 0.0608 U	0.46	12.7	37.5	1.06	40.2 J	8.55 J	24.1 J	6.49 J	2.54	0.732	0.735	0.105	0.35
PCB-157	69782-90-7	ng/g	120	14	5.52 J+	< 0.0572 U	4.83 J+	10.2 J+	0.312 J+	11.5 J+	2.77 J+	6.97 J+	1.69 J+	0.941 J+	0.188 J+	0.227 J+	< 0.0288 U	< 0.029 U
PCB-158/160	PCB-158/160	ng/g	230	14	15.5 J	0.543	13.3	35.4	0.924	38	9.3	25.5	7.12	3.07	0.78	0.855	0.136	0.248
PCB-159	39635-35-3	ng/g	230	14	< 0.0692 U	< 0.068 UJ	1.03 J	1.64 J	< 0.0333 UJ	1.8 J	< 0.0677 U	1.37	< 0.0675 U	< 0.035 UJ	< 0.0353 UJ	< 0.0345 UJ	< 0.0342 UJ	< 0.0345 UJ
PCB-161	74472-43-8	ng/g	230	14	< 0.0653 U	< 0.0642 U	< 0.0664 U	< 0.0641 U	< 0.0314 U	< 0.0659 U	< 0.0638 U	< 0.0643 U	< 0.0637 U	< 0.033 U	< 0.0333 U	< 0.0326 U	< 0.0323 U	< 0.0325 U
PCB-162	39635-34-2	ng/g	230	14	< 0.0669 U	< 0.0657 UJ	0.662 J	2.12 J	< 0.0321 UJ	1.49 J	< 0.0654 U	0.985	< 0.0652 U	< 0.0338 UJ	< 0.0341 UJ	< 0.0334 UJ	< 0.033 UJ	< 0.0333 UJ
PCB-165	74472-46-1	ng/g	230	14	< 0.0935 U	< 0.0919 U	< 0.095 U	< 0.0919 U	< 0.045 U	< 0.0944 U	< 0.0914 U	< 0.0921 U	< 0.0912 U	< 0.0473 U	< 0.0477 U	< 0.0467 U	< 0.0462 U	< 0.0466 U
PCB-166	41411-63-6	ng/g	230	14	< 0.0837 U	< 0.0823 U	0.726	1.78	< 0.0402 U	2.13	< 0.0819 U	1.61	< 0.0817 U	< 0.0424 U	< 0.0427 U	< 0.0418 U	< 0.0414 U	< 0.0417 U
PCB-167	52663-72-6	ng/g	120	14	7.07 J+	0.258	5.99	14.2	0.49	15.9	4.53	10.1	2.61	1.46	0.396	0.298	0.0782 J	0.157
PCB-169	32774-16-6	ng/g	0.12	14	< 0.0506 U	< 0.0497 U	< 0.0514 U	< 0.0497 U	< 0.0243 U	< 0.0511 U	< 0.0495 U	< 0.0498 U	< 0.0494 U	< 0.0256 U	< 0.0258 U	< 0.0252 U	< 0.025 U	< 0.0252 U
PCB-170/190	PCB-170/190	ng/g	230	14	40.4 J	1.12	25.4	66.1 J	2.09 J	69.7 J	16.1	50.3 J	11.1	6.01 J	1.55 J	1.6 J	0.206 J	0.651 J
PCB-171	52663-71-5	ng/g	230	14	10.4 J	0.298	6.85	17.3	0.527 J	18	4.12 J	13.1 J	3.1 J	1.58 J	0.427 J	0.434 J	< 0.0324 UJ	0.182 J
PCB-172/192	PCB-172/192	ng/g	230	14	5.31	< 0.143 U	3.18	8.61	0.295	9.16	2.04	6.1	1.48	0.766	0.203	0.218	< 0.0717 U	0.0897 J
PCB-173	68194-16-1	ng/g	230	14	< 0.0884 U	< 0.0869 UJ	0.577 J	1.49 J	< 0.0425 U	1.5 J	0.409	0.994	< 0.0863 U	0.146	< 0.0451 U	< 0.0441 U	< 0.0437 U	< 0.0441 U
PCB-174	38411-25-5	ng/g	230	14	34.1 J	0.834	21	59.1 J	1.75	60.7 J	13.3	42.9 J	9.81	5.06	1.4	1.37	0.197	0.48
PCB-175	40186-70-7	ng/g	230	14	1.3	< 0.0621 U	0.815	2.22	0.0847 J	2.13	0.585	1.61	0.468	0.196 J	0.062 J	< 0.0315 UJ	< 0.0312 UJ	< 0.0315 UJ
PCB-176	52663-65-7	ng/g	230	14	3.97	< 0.0669 U	2.17	6.58	0.187	6.81	1.43	4.77	1.22	0.57	0.151	0.208	< 0.0336 U	0.0748 J
PCB-177	52663-70-4	ng/g	230	14	21.7 J	0.538	13.4	35.5	1.08	36.3	8.48 J	26.4 J	5.88 J	3.06	0.882	0.835	0.111	0.289
PCB-178	52663-67-9	ng/g	230	14	7.76 J	< 0.0817 U	5.21	12.4	0.331	12.6	3.21	9.28	2.09	1.15	0.292	0.302	< 0.0411 U	0.128
PCB-179	52663-64-6	ng/g	230	14	12.5 J	0.302	7.65	20.8	0.643	22.2	5.05	15.4	3.63	1.74	0.514	0.553	0.076 J	0.191
PCB-180	35065-29-3	ng/g	230	14	71.8 J	1.76	43.7 J	118 J	3.68	122 J	27.4	87.5 J	20	10.5	2.81	2.86	0.415	1.02
PCB-181	74472-47-2	ng/g	230	14	< 0.0929 U	< 0.0914 U	< 0.0944 U	< 0.0913 U	< 0.0447 U	< 0.0938 U	< 0.0909 U	< 0.0915 U	< 0.0907 U	< 0.047 U	< 0.0474 U	< 0.0464 U	< 0.0459 U	< 0.0463 U
PCB-182/187	PCB-182/187	ng/g	230	14	40.4 J	0.938	24.9	65.1 J	1.93	66.6 J	15.7	49.3 J	11.7	5.82	1.59	1.64	0.252	0.578
PCB-183	52663-69-1	ng/g	230	14	16.9 J	0.42	9.85	28	0.87	29.4	6.58	21.2	5.11	2.53	0.653	0.718	0.0949 J	0.237
PCB-184	74472-48-3	ng/g	230	14	< 0.0488 U	< 0.048 U	< 0.0496 U	< 0.048 U	< 0.0235 U	< 0.0493 U	< 0.0477 U	< 0.0481 U	< 0.0476 U	< 0.0247 U	< 0.0249 U	< 0.0244 U	< 0.0241 U	< 0.0243 U
PCB-185	52712-05-7	ng/g	230	14	3.73	< 0.0704 U	2.43	6.8	0.205	7.19	1.42	5.07	1.16	0.6	0.194	0.182	< 0.0354 U	0.0745 J
PCB-186	74472-49-4	ng/g	230	14	< 0.0733 U	< 0.0721 U	< 0.0745 U	< 0.072 U	< 0.0352 U	< 0.074 U	< 0.0717 U	< 0.0722 U	< 0.0715 U	< 0.0371 U	< 0.0374 U	< 0.0366 U	< 0.0362 U	< 0.0365 U
PCB-188	74487-85-7	ng/g	230	14	< 0.0533 U	< 0.0524 U	< 0.0542 U	< 0.0524 U	< 0.0256 U	< 0.0538 U	< 0.0521 U	< 0.0525 U	< 0.052 U	< 0.027 U	< 0.0272 U	< 0.0266 U	< 0.0263 U	< 0.0266 U
PCB-189	39635-31-9	ng/g	130	14	1.81	< 0.054 U	1.17	2.92	0.105 J+	2.77	0.778 J+	2.49 J+	< 0.0536 U	0.296 J+	< 0.028 U	< 0.0274 U	< 0.0271 U	< 0.0274 U
PCB-191	74472-50-7	ng/g	230	14	1.65	< 0.134 U	0.862	2.28	0.0954 J	2.06	0.498	1.47	0.437	0.237 J	0.0836 J	< 0.0678 UJ	< 0.0671 UJ	< 0.0677 UJ
PCB-193	69782-91-8	ng/g	230	14	3.23	< 0.18 U	2.32	5.71	0.19	5.46	1.36	4.33	0.964	0.56	0.16	0.162	< 0.0905 U	< 0.0913 U

Table 28
Phase 2 Reach Sediment Analytical Results
Phase 2 Data Evaluation Summary Memorandum
Lower Neponset River
Boston and Milton, Massachusetts

					Location	24A-0065	24A-0066	24A-0067	24A-0067	24A-0067	24A-0067	24A-0068	24A-0068	24A-0068	24A-0069	24A-0069	24A-0070	24A-0070	24A-0070
					Sample Name	24A-0065-AS	24A-0066-AS	24A-0067-AS	24A-0067-BS	24A-0067-CS	24A-0067-BD	24A-0068-AS	24A-0068-BS	24A-0068-CS	24A-0069-AS	24A-0069-BS	24A-0070-AS	24A-0070-BS	24A-0070-CS
					Sample Date	10/23/2024	10/2/2024	10/2/2024	10/2/2024	10/2/2024	10/2/2024	9/27/2024	9/27/2024	9/27/2024	10/2/2024	10/2/2024	10/2/2024	10/2/2024	10/2/2024
					Sample Type	N	N	N	N	N	FD	N	N	N	N	N	N	N	N
					Depth Interval	0 - 0.5 ft	0 - 0.5 ft	0 - 0.5 ft	0.5 - 2.2 ft	2.2 - 2.4 ft	0.5 - 2.2 ft	0 - 0.5 ft	0.5 - 1.4 ft	1.4 - 2.2 ft	0 - 0.5 ft	0.5 - 1.3 ft	0 - 0.5 ft	0.5 - 1 ft	1 - 1.3 ft
Analyte	Cas No.	Units	Human Health PAL	Ecological PAL															
PCB-194	35694-08-7	ng/g	230	14		21.6 J	< 0.154 U	13.9	35.6	1.26	37.2	8.62	25.4	6.4	3.07	0.917	0.875	< 0.0775 U	0.779
PCB-195	52663-78-2	ng/g	230	14		7.64	< 0.147 U	5.06	12	0.662	12.8	2.77	8.27	2.07	1.19	0.469	< 0.0745 U	< 0.0737 U	< 0.0744 U
PCB-196/203	PCB-196/203	ng/g	230	14		21.7 J	0.884	14.1	35.6	1.38	38.8	9.94 J	27.6 J	6.63 J	3.28	1.07	1.38	< 0.0649 U	0.42
PCB-197	33091-17-7	ng/g	230	14		0.717	< 0.0574 U	0.5	1.13	< 0.0281 UJ	1.19	0.386	0.909	< 0.057 U	0.0861 J	< 0.0298 UJ	< 0.0292 UJ	< 0.0289 UJ	< 0.0291 UJ
PCB-198	68194-17-2	ng/g	230	14		1.14	< 0.0975 U	0.891	1.92	< 0.0477 U	1.96	< 0.097 U	1.71	< 0.0968 U	< 0.0502 U	< 0.0506 U	< 0.0495 U	< 0.049 U	< 0.0494 U
PCB-199	52663-75-9	ng/g	230	14		18.6 J	< 0.0896 U	12.4	31.5	1.11	32.4	7.85 J	24 J	5.59 J	2.86	0.849	0.923	< 0.045 U	0.399
PCB-200	52663-73-7	ng/g	230	14		2.02	< 0.0833 U	1.72	3.88	0.183 J	3.91	1.05	2.99	0.653	0.359 J	0.0995 J	< 0.0423 UJ	< 0.0418 UJ	< 0.0422 UJ
PCB-201	40186-71-8	ng/g	230	14		2.11	< 0.0499 U	1.48	3.59	0.11	3.77	0.815	2.64	0.574	0.381	0.0992 J	< 0.0253 U	< 0.0251 U	< 0.0253 U
PCB-202	2136-99-4	ng/g	230	14		3.13	< 0.0624 U	2.2	5.4	0.17	5.53	1.55	4.1	1.12	0.55	0.149	0.181	< 0.0314 U	< 0.0317 U
PCB-204	74472-52-9	ng/g	230	14		< 0.0982 U	< 0.0966 U	< 0.0998 U	< 0.0965 U	< 0.0472 U	< 0.0992 U	< 0.096 U	< 0.0967 U	< 0.0958 U	< 0.0497 U	< 0.0501 U	< 0.049 U	< 0.0485 U	< 0.049 U
PCB-205	74472-53-0	ng/g	230	14		1.41	< 0.0534 UJ	0.941 J	1.54 J	< 0.0261 U	1.63 J	0.566	1.51	< 0.053 U	< 0.0275 U	< 0.0277 U	< 0.0271 U	< 0.0268 U	< 0.0271 U
PCB-206	40186-72-9	ng/g	230	14		10.2	< 0.0513 U	7.49	14.8	0.624	15.8	5.62	12.2	4.65	1.57	0.575	0.5	< 0.0258 U	0.183
PCB-207	52663-79-3	ng/g	230	14		1.1	< 0.0677 U	0.85	1.6	0.0657 J	1.72	0.628	1.18	0.362	0.209 J	< 0.0351 UJ	< 0.0343 UJ	< 0.034 UJ	< 0.0343 UJ
PCB-208	52663-77-1	ng/g	230	14		3.03	< 0.0677 U	2.53	4.17	0.177	4.64	1.92	3.82	1.69	0.485	0.167	0.125	< 0.034 U	< 0.0343 U
PCB-209	2051-24-3	ng/g	230	14		7.9 J+	< 0.0445 U	5.35	7.63	0.551	9.7	4.75	7.11	4.94	1.22	0.356	0.383	< 0.0224 U	0.145
Total Decachlorobiphenyls	RA_Total_DECPCB	ng/g	230	14		7.9	< 0.0445 U	5.35	7.63	0.551	9.7	4.75	7.11	4.94	1.22	0.356	0.383	< 0.0224 U	0.145
Total Dichlorobiphenyls	RA_Total_DIPCB	ng/g	230	14		3737.3	3.693	277.25	3032.1	51.284	928.04	175.97	1503.71	632.94	99.096	41.084	49.684	12.941	14.966
Total Heptachlorobiphenyls	RA_Total_HEPPCB	ng/g	230	14		276.96	6.21	171.484	458.91	14.0631	474.58	108.46	342.214	78.149	40.821	10.9716	11.082	1.3519	3.995
Total Hexachlorobiphenyls	RA_Total_HEXPCB	ng/g	230	14		734.135	19.014	578.407	1539.79	42.877	1639.14	391.909	1112.69	281.222	129.898	35.698	36.007	4.3052	12.789
Total Monochlorobiphenyls	RA_Total_MONPCB	ng/g	230	14		118.7	0.19	55.1	2493.5	0.909	13.75	39.464	36.7	10.84	13.07	3.94	3.43	0.43	0.664
Total Nonachlorobiphenyls	RA_Total_NONPCB	ng/g	230	14		14.33	< 0.0677 U	10.87	20.57	0.8667	22.16	8.168	17.2	6.702	2.264	0.742	0.625	< 0.0340 U	0.183
Total Octachlorobiphenyls	RA_Total_OCTPCB	ng/g	230	14		80.067	0.884	53.192	132.16	4.875	139.19	33.547	99.129	23.037	11.7761	3.6527	3.359	< 0.0775 U	1.598
Total Pentachlorobiphenyls	RA_Total_PENPCB	ng/g	230	14		2968.19	73.646	929.02	6892.12	208.832	7296.76	651.369	3473.39	973.728	264.177	113.572	142.159	25.712	64.624
Total Tetrachlorobiphenyls	RA_Total_TETPCB	ng/g	230	14		12105	68.036	878.096	20958.6	664.567	21759.9	796.408	10875.8	3294.24	451.461	280.019	346.998	79.129	174.568
Total Trichlorobiphenyls	RA_Total_TRICPB	ng/g	230	14		14751	18.351	321.279	12701.3	462.642	11866.8	273.407	6558.63	3015.34	212.531	181.017	208.951	49.822	115.373
Total PCB Congeners	RA_Tot_PCB_Cong	ng/g	120	14		34793.6	190.024	3280.05	48236.7	1451.47	44150	2483.45	24026.5	8321.14	1226.31	671.052	802.678	173.691	388.905
Total PCB TEQ (Bird)	RA-TEQ-B-PCB	ng/g				5.4160328	0.09998427	1.0226237	10.1913432	0.29618294	11.7037967	0.59996968	5.6104919	1.2794959	0.36704896	0.14671896	0.2119228	0.029857082	0.094332
Total PCB TEQ (Fish)	RA-TEQ-F-PCB	ng/g				0.01614505	0.000267885	0.00343135	0.0548421	0.000883765	0.06155935	0.00217439	0.0162208	0.0040523	0.00113684	0.0003822	0.000653195	0.000079216	0.00030159
Total PCB TEQ (Mammal)	RA-TEQ-M-PCB	ng/g				0.0258703	0.00061231	0.0075211	0.5814126	0.00160999	0.6459661	0.00489834	0.0284468	0.0070008	0.00215144	0.0008332	0.00116317	0.000178296	0.00053224
TAL Metals and Mercury																			
Aluminum	7429-90-5	mg/kg	7700	25000		8400	-	8300	11000	-	9300	7100	8000	4400	3900	3200	5300	7100	9100
Calcium	7440-70-2	mg/kg				2100	-	2000	1900	-	1800	3400	2400	1000	1600	1200	690	620	780
Iron	7439-89-6	mg/kg	5500	20000		9600	-	24000	14000	-	13000	25000	11000	11000	9800	8000	24000	40000	75000
Magnesium	7439-95-4	mg/kg				1800	-	2100	2100	-	2100	2000	2100	1100	1600	1200	1000	1100	1100
Potassium	7440-09-7	mg/kg				440 J	-	290 J	420 J	-	340 J	330 J	< 1000 U	< 610 U	220 J	180 J	< 600 U	< 570 U	< 580 U
Sodium	7440-23-5	mg/kg				300 J	-	770	510 J	-	440 J	1300	1200	250 J	180 J	120 J	120 J	150 J	140 J
Antimony	7440-36-0	mg/kg	3.1	2		2.3 J+	-	2.1 J+	1.6 J+	-	< 1.3 U	2.3 J+	2.4 J+	< 1.1 U	< 1.3 U	< 1.1 U	< 1.0 U	< 1.0 U	< 1.2 U
Arsenic	7440-38-2	mg/kg	0.68	9.8		11	-	8.6	6.6	-	4.6	9.4	8.1	3.7	2.5	1.6	2.3	1.6	3.0
Barium	7440-39-3	mg/kg	1500	20		95	-	110	67	-	49	160	130	36	44	24	26	34	41
Beryllium	7440-41-7	mg/kg	16			0.57 J-	-	0.83 J-	0.57 J-	-	0.48 J-	0.76 J-	0.80 J-	0.47 J-	0.33 J-	0.26 J-	0.43 J-	0.75 J-	0.75 J-
Cadmium	7440-43-9	mg/kg	0.71	1		1.7	-	1.7	1.1	-	0.83	1.6	9.2	0.59	0.57 J	0.23 J	0.31 J	< 0.52 U	0.15 J
Chromium, Total	7440-47-3	mg/kg	0.95	43.4		180	-	83 EB	160 EB	-	110 EB	78 EB	130 EB	45 EB	64 EB	20 EB	27 EB	27 EB	33 EB
Cobalt	7440-48-4	mg/kg	2.3	50		5.1	-	9.6	3.9	-	4.1	10	4.3	2.8	2.2	2.5	3.2	3.9	3.2
Copper	7440-50-8	mg/kg	310	31.6		290	-	81	120	-	78	88	120	34	37	14	16	1.3	12
Lead	7439-92-1	mg/kg	200	35.8		420 EB	-	290	330	-	240	240	480	100	150	51	42	7.5	27
Manganese	7439-96-5	mg/kg	180	460		250 JEB	-	790 EB	140 EB	-	130 EB	740 EB	160 EB	69 EB	75 EB	72 EB	140 EB	560 EB	190 EB
Nickel	7440-02-0	mg/kg	140	22.7		13	-	13	10	-	7.6	18	16	4.9	5.1	4.4	3.3	2.4	3.5
Selenium	7782-49-2	mg/kg	39	11		< 5.2 U	-	1.1 J	< 3.8 U	-	< 3.3 U	1.7 J	< 5.0 U	< 2.7 U	< 3.2 U	< 2.8 U	< 2.6 U	0.84 J	< 3.1 U
Silver	7440-22-4	mg/kg	39	1		0.91 J	-	0.56 J	0.89	-	0.62 J	0.52 J	0.94 J	0.22 J	0.36 J	< 0.55 U	< 0.52 U	< 0.52 U	< 0.62 U
Thallium	7440-28-0	mg/kg	0.078			< 1.0 U	-	< 0.71 U	< 0.75 U	-	< 0.67 U	< 0.76 U	< 1.0 U	< 0.53 U	< 0.64 U	< 0.55 U	< 0.52 U	< 0.52 U	< 0.62 U
Vanadium	7440-62-2	mg/kg	39			30	-	34	41	-	30	34	44	36	12	15	36	75	66
Zinc	7440-66-6	mg/kg	2300	121		370 EB	-	210	170	-	130	220	310	60	110	55	55	7.0	26
Mercury	7439-97-6	mg/kg	2.3	0.18		2.3	-	0.95	1.3	-	1.2	0.85	1.5	0.47	0.24	0.054 J	0.16	0.020 J	0.15
TCL VOCs																			
1,1,1-Trichloroethane (TCA)	71-55-6	ug/kg	810000	70		< 9.7 U	-	< 6.8 U	< 8.4 UJ	-	< 8.1 U	< 9.0 UJ	< 9.6 U	< 6.3 U	< 7.2 U	< 5.5 U	< 5.6 UJ	< 5.7 U	< 6.4 U
1,1,2,2-TETRACHLOROETHANE	79-34-5	ug/kg	600	250		< 9.7 U	-	< 6.8 U	< 8.4 U	-	< 8.1 U	< 9.0 U	< 9.6 U	< 6.3 U	< 7.2 U	< 5.5 U	< 5.6 U	< 5.7 U	< 6.4 U
1,1,2-TRICHLORO-1,2,2-TRIFLUOROETHANE	76-13-1	ug/kg	670000			< 9.7 U	-	< 6.8 U	< 8.4 UJ	-	< 8.1 U	< 9.0 UJ	< 9.6 U	< 6.3 U	< 7.2 U	< 5.5 U	< 5.6 UJ	< 5.7 U	< 6.4 U
1,1,2-Trichloroethane	79-00-5	ug/kg	150	538		< 9.7 U	-	< 6.8 U	< 8.4 U	-	< 8.1 U	< 9.0 U	< 9.6 U	< 6.3 U	< 7.2 U	< 5.5 U	< 5.6 U	< 5.7 U	< 6.4 U
1,1-Dichloroethane	75-34-3	ug/kg	3600	20		< 9.7 U	-	< 6.8 U	< 8.4 U	-	< 8.1 U	< 9.0 U	< 9.6 U	< 6.3 U	< 7.2 U	< 5.5 U	< 5.6 U	< 5.7 U	< 6.4 U
1,1-Dichloroethene	75-35-4	ug/kg	480	100		< 9.7 UJ	-	< 6.8 U	< 8.4 U	-	< 8.1 U	< 9.0 U	< 9.6 U	< 6.3 U	< 7.2 U	< 5.5 U	< 5.6 U	< 5.7 U	< 6.4 U
1,2,3-Trichlorobenzene	87-61-6	ug/kg	6300	113		< 9.7 U	-	< 6.8 U	< 8.4 UJ	-	< 8.1 U	< 9.0 UJ	< 9.6 UJ	< 6.3 U	< 7.2 U	< 5.5 U	< 5.6 UJ	< 5.7 U	< 6.4 U
1,2,3-TRICHLOROPROPANE	96-18-4	ug/kg	5.1			< 9.7 U	-	< 6.8 U	< 8.4 U	-	< 8.1 U	< 9.0 U	< 9.6 U	< 6.3 U	< 7.2 U	< 5.5 U	< 5.6 U	< 5.7 U	< 6.4 U
1,2,4-TRICHLOROBENZENE	120-82-1	ug/kg	5800	11		< 9.7 U	-	< 6.8 U	< 8.4 UJ	-	< 8.1 U	< 9.0 UJ	< 9.6 UJ	< 6.3 U	< 7.2 U	< 5.5 U	< 5.6 UJ	< 5.7 U	< 6.4 U
1,2,4-Trimethylbenzene	95-63-6	ug/kg	30000	97		< 9.7 U	-	< 6.8 U	< 8.4 U	-	< 8.1 U	< 9.0 U	< 9.6 U	< 6.3 U	< 7.2 U	< 5.5 U	< 5.6 U	< 5.7 U	< 6.4 U
1,2-Dibromo-3-Chloropropane	96-12-8	ug/kg	5.3			< 9.7 U	-	< 6.8 U	< 8.4 U	-	< 8.1 U	< 9.0 U	< 9.6 U	< 6.3 U	< 7.2 U	< 5.5 U	< 5.6 U	< 5.7 U	< 6.4 U
1,2-Dibromoethane (Ethylene Dibromide)	106-93-4	ug/kg	36			< 9.7 U	-	< 6.8 U	< 8.4 UJ	-	< 8.1 U	< 9.0 UJ	< 9.6 U	< 6.3 U	< 7.2 U	< 5.5 U	< 5.6 UJ	< 5.7 U	< 6.4 U
1,2-Dichlorobenzene	95-50-1	ug/kg	180000	95		< 9.7 U	-	< 6.8 U	< 8.4 UJ	-	< 8.1 U	< 9.0 UJ	< 9.6 UJ	< 6.3 U	< 7.2 U	< 5.5 U	< 5.6 UJ	< 5.7 U	< 6.4 U
1,2-Dichloroethane	107-06-2	ug/kg	460	986		< 9.7 U	-	< 6.8 U	< 8.4 UJ	-	< 8.1 U	< 9.0 UJ	< 9.6 U	< 6.3 U	< 7.2 U	< 5.5 U	< 5.6 UJ	< 5.7 U	< 6.4 U
1,2-DICHLOROPROPANE	78-87-5	ug/kg	1600	428		< 9.7 U	-	< 6.8 U	< 8.4 U	-	< 8.1 U	< 9.0 U	< 9.6 U	< 6.3 U	< 7.2 U	< 5.5 U	< 5.6 U	< 5.7 U	< 6.4 U
1,3,5-Trimethylbenzene (Mesitylene)	108-67-8	ug/kg	27000	164		< 9.7 U	-	< 6.8 U	< 8.4 U	-	< 8.1 U	< 9.0 U	< 9.6 U	< 6.3 U	< 7.2 U	< 5.5 U	< 5.6 U	< 5.7 U	< 6.4 U

Table 28
Phase 2 Reach Sediment Analytical Results
Phase 2 Data Evaluation Summary Memorandum
Lower Neponset River
Boston and Milton, Massachusetts

					Location	24A-0065	24A-0066	24A-0067	24A-0067	24A-0067	24A-0067	24A-0068	24A-0068	24A-0068	24A-0069	24A-0069	24A-0070	24A-0070	24A-0070
					Sample Name	24A-0065-AS	24A-0066-AS	24A-0067-AS	24A-0067-BS	24A-0067-CS	24A-0067-BD	24A-0068-AS	24A-0068-BS	24A-0068-CS	24A-0069-AS	24A-0069-BS	24A-0070-AS	24A-0070-BS	24A-0070-CS
					Sample Date	10/23/2024	10/2/2024	10/2/2024	10/2/2024	10/2/2024	10/2/2024	9/27/2024	9/27/2024	9/27/2024	10/2/2024	10/2/2024	10/2/2024	10/2/2024	10/2/2024
					Sample Type	N	N	N	N	N	FD	N	N	N	N	N	N	N	N
					Depth Interval	0 - 0.5 ft	0 - 0.5 ft	0 - 0.5 ft	0.5 - 2.2 ft	2.2 - 2.4 ft	0.5 - 2.2 ft	0 - 0.5 ft	0.5 - 1.4 ft	1.4 - 2.2 ft	0 - 0.5 ft	0.5 - 1.3 ft	0 - 0.5 ft	0.5 - 1 ft	1 - 1.3 ft
Analyte	Cas No.	Units	Human Health PAL	Ecological PAL														
1,3-DICHLOROBENZENE	541-73-1	ug/kg	2600	89	< 9.7 U	-	< 6.8 U	< 8.4 UJ	-	< 8.1 U	< 9.0 UJ	< 9.6 UJ	< 6.3 U	< 7.2 U	< 5.5 U	< 5.6 UJ	< 5.7 U	< 6.4 U
1,4-DICHLOROBENZENE	106-46-7	ug/kg	2600	30	< 9.7 U	-	< 6.8 U	< 8.4 UJ	-	< 8.1 U	< 9.0 UJ	< 9.6 UJ	< 6.3 U	< 7.2 U	< 5.5 U	< 5.6 UJ	< 5.7 U	< 6.4 U
2-HEXANONE	591-78-6	ug/kg	20000	45	< 19 U	-	< 14 U	< 17 U	-	< 16 U	< 18 U	< 19 U	< 13 U	< 14 U	< 11 U	< 11 U	< 11 U	< 13 U
ACETONE	67-64-1	ug/kg	7000000	65	28 EB	-	< 14 U	< 17 U	-	< 16 U	48 EB	< 19 U	< 13 U	< 14 U	< 11 U	14 EB	22 EB	14 EB
Benzene	71-43-2	ug/kg	1200	10	< 9.7 U	-	< 6.8 U	< 8.4 U	-	< 8.1 U	< 9.0 U	< 9.6 U	< 6.3 U	< 7.2 U	< 5.5 U	< 5.6 U	< 5.7 U	< 6.4 U
BROMOCHLOROMETHANE	74-97-5	ug/kg	15000		< 9.7 U	-	< 6.8 U	< 8.4 U	-	< 8.1 U	< 9.0 U	< 9.6 U	< 6.3 U	< 7.2 U	< 5.5 U	< 5.6 U	< 5.7 U	< 6.4 U
BROMODICHLOROMETHANE	75-27-4	ug/kg	290	210	< 9.7 U	-	< 6.8 U	< 8.4 U	-	< 8.1 U	< 9.0 U	< 9.6 U	< 6.3 U	< 7.2 U	< 5.5 U	< 5.6 U	< 5.7 U	< 6.4 U
BROMOFORM	75-25-2	ug/kg	19000	142	< 9.7 U	-	< 6.8 U	< 8.4 U	-	< 8.1 U	< 9.0 U	< 9.6 U	< 6.3 U	< 7.2 U	< 5.5 U	< 5.6 U	< 5.7 U	< 6.4 U
BROMOMETHANE	74-83-9	ug/kg	680	6.5	< 9.7 U	-	< 6.8 U	< 8.4 U	-	< 8.1 U	< 9.0 U	< 9.6 U	< 6.3 U	< 7.2 U	< 5.5 U	< 5.6 U	< 5.7 U	< 6.4 U
CARBON DISULFIDE	75-15-0	ug/kg	77000	7.8	< 9.7 U	-	< 6.8 U	< 8.4 U	-	< 8.1 U	2.0 J	< 9.6 U	< 6.3 U	< 7.2 U	< 5.5 U	< 5.6 U	< 5.7 U	< 6.4 U
CARBON TETRACHLORIDE	56-23-5	ug/kg	650	57	< 9.7 U	-	< 6.8 U	< 8.4 UJ	-	< 8.1 U	< 9.0 UJ	< 9.6 U	< 6.3 U	< 7.2 U	< 5.5 U	< 5.6 UJ	< 5.7 U	< 6.4 U
Chlorobenzene	108-90-7	ug/kg	28000	30	< 9.7 U	-	< 6.8 U	< 8.4 UJ	-	< 8.1 U	< 9.0 UJ	< 9.6 UJ	< 6.3 U	< 7.2 U	< 5.5 U	< 5.6 UJ	< 5.7 U	< 6.4 U
CHLOROETHANE	75-00-3	ug/kg	540000		< 9.7 U	-	< 6.8 U	< 8.4 U	-	< 8.1 U	< 9.0 U	< 9.6 U	< 6.3 U	< 7.2 U	< 5.5 U	< 5.6 UJ	< 5.7 UJ	< 6.4 U
Chloroform	67-66-3	ug/kg	320	87	< 9.7 U	-	< 6.8 U	< 8.4 U	-	< 8.1 U	< 9.0 U	< 9.6 U	< 6.3 U	< 7.2 U	< 5.5 U	< 5.6 U	< 5.7 U	< 6.4 U
CHLOROMETHANE	74-87-3	ug/kg	11000		< 9.7 U	-	< 6.8 U	< 8.4 U	-	< 8.1 U	< 9.0 U	< 9.6 U	< 6.3 U	< 7.2 U	< 5.5 U	< 5.6 U	< 5.7 U	< 6.4 U
CIS-1,2-DICHLOROETHYLENE	156-59-2	ug/kg	6300	432	< 9.7 UJ	-	< 6.8 U	< 8.4 U	-	< 8.1 U	< 9.0 U	< 9.6 U	< 6.3 U	< 7.2 U	< 5.5 U	< 5.6 U	< 5.7 U	< 6.4 U
cis-1,3-Dichloropropene	10061-01-5	ug/kg	1800		< 9.7 U	-	< 6.8 U	< 8.4 U	-	< 8.1 U	< 9.0 U	< 9.6 U	< 6.3 U	< 7.2 U	< 5.5 U	< 5.6 U	< 5.7 U	< 6.4 U
Cyclohexane	110-82-7	ug/kg	650000		< 9.7 U	-	< 6.8 U	< 8.4 U	-	< 8.1 U	< 9.0 U	< 9.6 U	< 6.3 U	< 7.2 U	< 5.5 U	< 5.6 U	< 5.7 U	< 6.4 U
DIBROMOCHLOROMETHANE	124-48-1	ug/kg	8300	198	< 9.7 U	-	< 6.8 U	< 8.4 U	-	< 8.1 U	< 9.0 U	< 9.6 U	< 6.3 U	< 7.2 U	< 5.5 U	< 5.6 U	< 5.7 U	< 6.4 U
Dichlorodifluoromethane	75-71-8	ug/kg	8700		< 9.7 U	-	< 6.8 U	< 8.4 U	-	< 8.1 U	< 9.0 U	< 9.6 U	< 6.3 U	< 7.2 U	< 5.5 U	< 5.6 U	< 5.7 U	< 6.4 U
Ethylbenzene	100-41-4	ug/kg	5800	290	< 9.7 U	-	< 6.8 U	< 8.4 U	-	< 8.1 U	< 9.0 U	< 9.6 U	< 6.3 U	< 7.2 U	< 5.5 U	< 5.6 U	< 5.7 U	< 6.4 U
Isopropylbenzene (Cumene)	98-82-8	ug/kg	190000	35	< 9.7 U	-	< 6.8 U	< 8.4 U	-	< 8.1 U	< 9.0 U	< 9.6 U	< 6.3 U	< 7.2 U	< 5.5 U	< 5.6 U	< 5.7 U	< 6.4 U
m,p-Xylene	179601-23-1	ug/kg	55000		< 9.7 U	-	< 6.8 U	< 8.4 U	-	< 8.1 U	< 9.0 U	< 9.6 U	< 6.3 U	< 7.2 U	< 5.5 U	< 5.6 U	< 5.7 U	< 6.4 U
METHYL ACETATE	79-20-9	ug/kg	7800000		< 9.7 U	-	< 6.8 U	< 8.4 UJ	-	< 8.1 U	< 9.0 UJ	< 9.6 U	< 6.3 U	< 7.2 U	< 5.5 U	< 5.6 UJ	< 5.7 U	< 6.4 U
Methyl Ethyl Ketone (2-Butanone)	78-93-3	ug/kg	2700000	7604	< 19 U	-	< 14 U	< 17 U	-	< 16 U	14 J	< 19 U	< 13 U	< 14 U	< 11 U	< 11 U	< 11 U	< 13 U
METHYL ISOBUTYL KETONE (4-METHYL-2-PENTANONE)	108-10-1	ug/kg	3300000	73	< 19 U	-	< 14 U	< 17 U	-	< 16 U	< 18 U	< 19 U	< 13 U	< 14 U	< 11 U	< 11 U	< 11 U	< 13 U
Methylcyclohexane	108-87-2	ug/kg	9800		< 9.7 U	-	< 6.8 U	< 8.4 U	-	< 8.1 U	< 9.0 U	< 9.6 U	< 6.3 U	< 7.2 U	< 5.5 U	< 5.6 U	< 5.7 U	< 6.4 U
Methylene Chloride	75-09-2	ug/kg	35000	18	< 9.7 U	-	< 6.8 U	< 8.4 UJ	-	< 8.1 U	< 9.0 UJ	< 9.6 U	< 6.3 U	< 7.2 U	< 5.5 U	< 5.6 UJ	< 5.7 U	< 6.4 U
o-Xylene (1,2-Dimethylbenzene)	95-47-6	ug/kg	64000		< 9.7 U	-	< 6.8 U	< 8.4 U	-	< 8.1 U	< 9.0 U	< 9.6 U	< 6.3 U	< 7.2 U	< 5.5 U	< 5.6 U	< 5.7 U	< 6.4 U
Styrene	100-42-5	ug/kg	600000	126	< 9.7 U	-	< 6.8 U	< 8.4 U	-	< 8.1 U	< 9.0 U	< 9.6 U	< 6.3 U	< 7.2 U	< 5.5 U	< 5.6 U	< 5.7 U	< 6.4 U
TERT-BUTYL METHYL ETHER	1634-04-4	ug/kg	47000	304	< 9.7 U	-	< 6.8 U	< 8.4 UJ	-	< 8.1 U	< 9.0 UJ	< 9.6 U	< 6.3 U	< 7.2 U	< 5.5 U	< 5.6 UJ	< 5.7 U	< 6.4 U
Tetrachloroethylene (PCE)	127-18-4	ug/kg	8100	2	< 9.7 U	-	< 6.8 U	< 8.4 U	-	< 8.1 U	< 9.0 U	< 9.6 U	< 6.3 U	< 7.2 U	< 5.5 U	< 5.6 U	< 5.7 U	< 6.4 U
Toluene	108-88-3	ug/kg	490000	10	< 9.7 U	-	< 6.8 U	< 8.4 U	-	< 8.1 U	< 9.0 U	< 9.6 U	< 6.3 U	< 7.2 U	< 5.5 U	< 5.6 U	< 5.7 U	< 6.4 U
Trans-1,2-Dichloroethylene	156-60-5	ug/kg	7000	389	< 9.7 UJ	-	< 6.8 U	< 8.4 U	-	< 8.1 U	< 9.0 U	< 9.6 U	< 6.3 U	< 7.2 U	< 5.5 U	< 5.6 U	< 5.7 U	< 6.4 U
Trans-1,3-Dichloropropene	10061-02-6	ug/kg	1800		< 9.7 U	-	< 6.8 U	< 8.4 U	-	< 8.1 U	< 9.0 U	< 9.6 U	< 6.3 U	< 7.2 U	< 5.5 U	< 5.6 U	< 5.7 U	< 6.4 U
Trichloroethylene (TCE)	79-01-6	ug/kg	410	78	< 9.7 U	-	< 6.8 U	< 8.4 U	-	< 8.1 U	< 9.0 U	< 9.6 U	< 6.3 U	< 7.2 U	< 5.5 U	< 5.6 U	< 5.7 U	< 6.4 U
Trichlorofluoromethane	75-69-4	ug/kg	2300000		< 9.7 U	-	< 6.8 U	< 8.4 UJ	-	< 8.1 U	< 9.0 UJ	< 9.6 U	< 6.3 U	< 7.2 U	< 5.5 U	< 5.6 UJ	< 5.7 U	< 6.4 U
Vinyl Chloride	75-01-4	ug/kg	59	482	< 9.7 U	-	< 6.8 U	< 8.4 U	-	< 8.1 U	< 9.0 U	< 9.6 U	< 6.3 U	< 7.2 U	< 5.5 U	< 5.6 U	< 5.7 U	< 6.4 U
TCL SVOCs																		
1,2,4,5-TETRACHLOROBENZENE	95-94-3	ug/kg	230	187	< 370 U	-	< 250 U	< 280 U	-	< 280 U	< 290 U	< 340 U	< 230 U	< 240 U	< 200 U	< 210 U	< 210 U	< 210 U
1,4-Dioxane (P-Dioxane)	123-91-1	ug/kg	5300		< 150 U	-	< 98 U	< 110 U	-	< 110 U	< 110 UJ	< 130 U	< 89 U	< 95 U	< 78 U	< 82 U	< 81 U	< 81 U
1-Methylnaphthalene	90-12-0	ug/kg	18	141	< 370 U	-	< 250 U	< 280 U	-	< 280 U	< 290 U	< 340 U	< 230 U	< 240 U	< 200 U	< 210 U	< 210 U	< 210 U
2,3,4,6-TETRACHLOROPHENOL	58-90-2	ug/kg	190000	30	< 370 U	-	< 250 U	< 280 U	-	< 280 U	< 290 U	< 340 U	< 230 U	< 240 U	< 200 U	< 210 U	< 210 U	< 210 U
2,4,5-TRICHLOROPHENOL	95-95-4	ug/kg	630000	34	< 370 U	-	< 250 U	< 280 U	-	< 280 U	< 290 U	< 340 U	< 230 U	< 240 U	< 200 U	< 210 U	< 210 U	< 210 U
2,4,6-TRICHLOROPHENOL	88-06-2	ug/kg	6300		< 370 U	-	< 250 U	< 280 U	-	< 280 U	< 290 U	< 340 U	< 230 U	< 240 U	< 200 U	< 210 U	< 210 U	< 210 U
2,4-DICHLOROPHENOL	120-83-2	ug/kg	19000	57	< 370 U	-	< 250 U	< 280 U	-	< 280 U	< 290 U	< 340 U	< 230 U	< 240 U	< 200 U	< 210 U	< 210 U	< 210 U
2,4-DIMETHYLPHENOL	105-67-9	ug/kg	130000	39	< 370 U	-	< 250 U	< 280 U	-	< 280 U	< 290 U	< 340 U	< 230 U	< 240 U	< 200 UJ	< 210 U	< 210 U	< 210 U
2,4-DINITROPHENOL	51-28-5	ug/kg	13000	223	< 720 U	-	< 490 U	< 540 U	-	< 550 U	< 570 UJ	< 660 U	< 440 U	< 470 U	< 390 U	< 410 U	< 400 U	< 400 U
2,4-DINITROTOLUENE	121-14-2	ug/kg	1700	290	< 370 U	-	< 250 U	< 280 U	-	< 280 U	< 290 U	< 340 U	< 230 U	< 240 U	< 200 U	< 210 U	< 210 U	< 210 U
2,6-DINITROTOLUENE	606-20-2	ug/kg	360	296	< 370 U	-	< 250 U	< 280 U	-	< 280 U	< 290 U	< 340 U	< 230 U	< 240 U	< 200 U	< 210 U	< 210 U	< 210 U
2-CHLORONAPHTHALENE	91-58-7	ug/kg	480000		< 370 U	-	< 250 U	< 280 U	-	< 280 U	< 290 U	< 340 U	< 230 U	< 240 U	< 200 U	< 210 U	< 210 U	< 210 U
2-CHLOROPHENOL	95-57-8	ug/kg	39000	55	< 370 U	-	< 250 U	< 280 U	-	< 280 U	< 290 U	< 340 U	< 230 U	< 240 U	< 200 U	< 210 U	< 210 U	< 210 U
2-Methylnaphthalene	91-57-6	ug/kg	24000	20.2	< 370 U	-	< 250 U	< 280 U	-	< 280 U	< 290 U	< 340 U	< 230 U	< 240 U	< 200 U	< 210 U	< 210 U	< 210 U
2-METHYLPHENOL (O-CRESOL)	95-48-7	ug/kg	320000	119	< 720 U	-	< 490 U	< 540 U	-	< 550 U	< 570 U	< 660 U	< 440 U	< 470 U	< 390 UJ	< 410 U	< 400 U	< 400 U
2-NITROANILINE	88-74-4	ug/kg	63000		< 370 U	-	< 250 U	< 280 U	-	< 280 U	< 290 UJ	< 340 U	< 230 U	< 240 U	< 200 U	< 210 U	< 210 U	< 210 U
2-NITROPHENOL	88-75-5	ug/kg	1900000	168	< 370 U	-	< 250 U	< 280 U	-	< 280 U	< 290 U	< 340 U	< 230 U	< 240 U	< 200 U	< 210 U	< 210 U	< 210 U
3,3'-DICHLOROBENZIDINE	91-94-1	ug/kg	1200	31	< 720 U	-	< 490 U	< 540 U	-	< 550 U	< 570 U	< 660 U	< 440 U	< 470 U	< 390 U	< 410 U	< 400 U	< 400 U
3-NITROANILINE	99-09-2	ug/kg	25000		< 720 U	-	< 490 U	< 540 U	-	< 550 U	< 570 UJ	< 660 U	< 440 U	< 470 U	< 390 U	< 410 U	< 400 U	< 400 U
4,6-DINITRO-2-METHYLPHENOL	534-52-1	ug/kg	510	1477	< 720 U	-	< 490 U	< 540 U	-	< 550 U	< 570 U	< 660 U	< 440 U	< 470 UJ	< 390 U	< 410 U	< 400 U	< 400 U
4-BROMOPHENYL PHENYL ETHER	101-55-3	ug/kg		47	< 370 U	-	< 250 U	< 280 U	-	< 280 U	< 290 U	< 340 U	< 230 U	< 240 U	< 200 UJ	< 210 U	< 210 U	< 210 U
4-CHLORO-3-METHYLPHENOL	59-50-7	ug/kg	630000	5	< 370 U	-	< 250 U	< 280 U	-	< 280 U	< 290 U	< 340 U	< 230 U	< 240 U	< 200 U	< 210 U	< 210 U	< 210 U
4-CHLOROANILINE	106-47-8	ug/kg	2700	0.9	< 720 U	-	< 490 U	< 540 U	-	< 550 U	< 570 U	< 660 U	< 440 U	< 470 U	< 390 U	< 410 U	< 400 U	< 400 U
4-CHLOROPHENYL PHENYL ETHER	7005-72-3	ug/kg			< 370 U	-	< 250 U	< 280 U	-	< 280 U	< 290 U	< 340 U	< 230 U	< 240 U	< 200 UJ	< 210 U	< 210 U	< 210 U
4-METHYLPHENOL (P-CRESOL)	106-44-5	ug/kg	130000	93	< 720 U	-	< 490 U	< 540 U	-	< 550 U	< 570 U	< 660 U	< 440 U	< 470 UJ	< 390 UJ	< 410 U	< 400 U	< 400 U
4-Nitroaniline	100-01-6	ug/kg	25000		< 720 U	-	< 490 U	< 540 U	-	< 550 U	< 570 UJ	< 660 U	< 440 U	< 470 U	< 390 U	< 410 U	< 400 U	< 400 U
4-NITROPHENOL	100-02-7	ug/kg	1900000	153	< 720 U	-	< 490 U	< 540 U	-	< 550 U	< 570 UJ	< 660 U	< 440 U	< 470 U	< 390 U	< 410 U	< 400 U	< 400 U
Acenaphthene	83-32-9	ug/kg	360000	6.7	< 370 U	-	< 250 U	< 280 U	-	< 280 U	< 290 U	< 340 U	< 230 U	< 240 U	< 200 U	< 210 U	< 210 U	< 210 U
ACENAPHTHYLENE	208-96-8	ug/kg	360000	5.9	< 370 U	-	64 J	< 280 U	-	< 280 U	< 290 U	< 340 U	< 230 U	< 240 U	< 200 U	< 210 U	< 210 U	< 210 U
Acetophenone	98-86-2	ug/kg	780000		< 720 U	-	< 490 U	< 540 U	-	< 550 U	< 570 U	< 660 U	< 440 U	< 470 U	< 390 U	< 410 U	< 400 U	< 400 U
ANTHRACENE	120-12-7	ug/kg	1800000	57	< 370 U	-	130 J	< 280 U	-	< 280 U	< 290 U	< 340 U	< 230 U	< 240 U	< 200 U	< 210 U	< 210 U	< 210 U

Table 28
Phase 2 Reach Sediment Analytical Results
Phase 2 Data Evaluation Summary Memorandum
Lower Neponset River
Boston and Milton, Massachusetts

					Location	24A-0065	24A-0066	24A-0067	24A-0067	24A-0067	24A-0067	24A-0068	24A-0068	24A-0068	24A-0069	24A-0069	24A-0070	24A-0070	24A-0070
					Sample Name	24A-0065-AS	24A-0066-AS	24A-0067-AS	24A-0067-BS	24A-0067-CS	24A-0067-BD	24A-0068-AS	24A-0068-BS	24A-0068-CS	24A-0069-AS	24A-0069-BS	24A-0070-AS	24A-0070-BS	24A-0070-CS
					Sample Date	10/23/2024	10/2/2024	10/2/2024	10/2/2024	10/2/2024	10/2/2024	9/27/2024	9/27/2024	9/27/2024	10/2/2024	10/2/2024	10/2/2024	10/2/2024	10/2/2024
					Sample Type	N	N	N	N	N	FD	N	N	N	N	N	N	N	N
					Depth Interval	0 - 0.5 ft	0 - 0.5 ft	0 - 0.5 ft	0.5 - 2.2 ft	2.2 - 2.4 ft	0.5 - 2.2 ft	0 - 0.5 ft	0.5 - 1.4 ft	1.4 - 2.2 ft	0 - 0.5 ft	0.5 - 1.3 ft	0 - 0.5 ft	0.5 - 1 ft	1 - 1.3 ft
Analyte	Cas No.	Units	Human Health PAL	Ecological PAL														
ATRAZINE	1912-24-9	ug/kg	2400	0.3	< 720 U	-	< 490 U	< 540 U	-	< 550 U	< 570 U	< 660 U	< 440 U	< 470 U	< 390 U	< 410 U	< 400 U	< 400 U
BENZALDEHYDE	100-52-7	ug/kg	170000	59	< 720 U	-	< 490 U	< 540 U	-	< 550 U	< 570 U	< 660 U	< 440 U	< 470 U	< 390 U	< 410 U	< 400 U	< 400 U
BENZO(A)ANTHRACENE	56-55-3	ug/kg	1100	108	110 J	-	630	73 J	-	< 280 U	170 J	260 J	< 230 U	82 J	73 J	< 210 U	< 210 U	< 210 U
BENZO(A)PYRENE	50-32-8	ug/kg	110	150	94 J	-	410	76 J	-	< 280 U	120 J	190 J	< 230 U	< 240 U	< 200 UJ	< 210 U	< 210 U	< 210 U
Benzo(B)Fluoranthene	205-99-2	ug/kg	1100	190	130 J	-	1100	97 J	-	< 280 U	310	360	< 230 U	120 J	89 J-	< 210 U	< 210 U	< 210 U
Benzo(G,H,I)Perylene	191-24-2	ug/kg	180000	170	< 370 U	-	56 J	< 280 U	-	< 280 U	< 290 U	< 340 U	< 230 U	< 240 U	< 200 UJ	< 210 U	< 210 U	< 210 U
Benzo(K)Fluoranthene	207-08-9	ug/kg	11000	240	< 370 U	-	370	< 280 U	-	< 280 U	110 J	140 J	< 230 U	< 240 U	< 200 UJ	< 210 U	< 210 U	< 210 U
BENZYL BUTYL PHTHALATE	85-68-7	ug/kg	290000	100	< 370 U	-	55 J	< 280 U	-	< 280 U	< 290 U	< 340 U	< 230 U	< 240 U	< 200 U	< 210 U	< 210 U	< 210 U
BIPHENYL (DIPHENYL)	92-52-4	ug/kg	4700	198	< 370 U	-	< 250 U	< 280 U	-	< 280 U	< 290 U	< 340 U	< 230 U	< 240 U	< 200 U	< 210 U	< 210 U	< 210 U
BIS(2-CHLOROETHOXY) METHANE	111-91-1	ug/kg	19000		< 370 U	-	< 250 U	< 280 U	-	< 280 U	< 290 U	< 340 U	< 230 U	< 240 U	< 200 U	< 210 U	< 210 U	< 210 U
BIS(2-CHLOROETHYL) ETHER (2-CHLOROETHYL ETHER)	111-44-4	ug/kg	230		< 720 U	-	< 490 U	< 540 U	-	< 550 U	< 570 U	< 660 U	< 440 U	< 470 U	< 390 U	< 410 U	< 400 U	< 400 U
BIS(2-CHLOROISOPROPYL) ETHER	108-60-1	ug/kg	310000		< 720 U	-	< 490 U	< 540 U	-	< 550 U	< 570 U	< 660 U	< 440 U	< 470 U	< 390 U	< 410 U	< 400 U	< 400 U
BIS(2-ETHYLHEXYL) PHTHALATE	117-81-7	ug/kg	39000	180	< 370 U	-	600	1200 J	-	< 280 UJ	< 290 U	< 340 U	< 230 U	< 240 U	< 200 U	< 210 U	< 210 U	< 210 U
Caprolactam	105-60-2	ug/kg	3100000		< 720 U	-	< 490 U	< 540 U	-	< 550 U	< 570 U	< 660 U	< 440 U	< 470 U	< 390 U	< 410 U	< 400 U	< 400 U
CARBAZOLE	86-74-8	ug/kg	240000	69	< 720 U	-	80 J	< 540 U	-	< 550 U	< 570 U	< 660 U	< 440 U	< 470 U	< 390 UJ	< 410 U	< 400 U	< 400 U
CHRYSENE	218-01-9	ug/kg	110000	166	120 J	-	800	78 J	-	< 280 U	240 J	290 J	< 230 U	95 J	77 J	< 210 U	< 210 U	< 210 U
DIBENZ(A,H)ANTHRACENE	53-70-3	ug/kg	110	33	< 370 U	-	140 J	< 280 U	-	< 280 U	< 290 U	< 340 U	< 230 U	< 240 U	< 200 UJ	< 210 U	< 210 U	< 210 U
Dibenzofuran	132-64-9	ug/kg	7800	510	< 370 U	-	< 250 U	< 280 U	-	< 280 U	< 290 U	< 340 U	< 230 U	< 240 U	< 200 UJ	< 210 U	< 210 U	< 210 U
Diethyl Phthalate	84-66-2	ug/kg	5100000	630	< 370 U	-	< 250 U	< 280 U	-	< 280 U	< 290 U	< 340 U	< 230 U	< 240 U	< 200 U	< 210 U	< 210 U	< 210 U
DIMETHYL PHTHALATE	131-11-3	ug/kg	5100000	678	< 370 U	-	< 250 U	< 280 U	-	< 280 U	< 290 U	< 340 U	< 230 U	< 240 U	< 200 U	< 210 U	< 210 U	< 210 U
Di-N-Butyl Phthalate	84-74-2	ug/kg	630000	11	< 370 U	-	< 250 U	< 280 U	-	< 280 U	< 290 U	< 340 U	< 230 U	< 240 U	< 200 U	< 210 U	< 210 U	< 210 U
DI-N-OCTYLPHTHALATE	117-84-0	ug/kg	63000	39	< 720 U	-	< 490 U	< 540 U	-	< 550 U	< 570 U	< 660 U	< 440 U	< 470 U	< 390 U	< 410 U	< 400 U	< 400 U
FLUORANTHENE	206-44-0	ug/kg	240000	423	240 J	-	1600	150 J	-	110 J	470	640	< 230 U	200 J	190 J	68 J	< 210 U	< 210 U
FLUORENE	86-73-7	ug/kg	240000	77	< 370 U	-	< 250 U	< 280 U	-	< 280 U	< 290 U	< 340 U	< 230 U	< 240 U	< 200 UJ	< 210 U	< 210 U	< 210 U
HEXACHLOROBENZENE	118-74-1	ug/kg	78	20	< 370 U	-	< 250 U	< 280 U	-	< 280 U	< 290 U	< 340 U	< 230 U	< 240 U	< 200 U	< 210 U	< 210 U	< 210 U
Hexachlorobutadiene	87-68-3	ug/kg	1200		< 370 U	-	< 250 U	< 280 U	-	< 280 U	< 290 U	< 340 U	< 230 U	< 240 U	< 200 U	< 210 U	< 210 U	< 210 U
HEXACHLOROCYCLOPENTADIENE	77-47-4	ug/kg	180	6.5	< 720 U	-	< 490 U	< 540 U	-	< 550 U	< 570 U	< 660 U	< 440 U	< 470 U	< 390 U	< 410 U	< 400 U	< 400 U
HEXACHLOROETHANE	67-72-1	ug/kg	1800	27	< 370 U	-	< 250 U	< 280 U	-	< 280 U	< 290 U	< 340 U	< 230 U	< 240 U	< 200 U	< 210 U	< 210 U	< 210 U
INDENO(1,2,3-C,D)PYRENE	193-39-5	ug/kg	1100	200	< 370 U	-	340	< 280 U	-	< 280 U	96 J	120 J	< 230 U	< 240 U	< 200 UJ	< 210 U	< 210 U	< 210 U
ISOPHORONE	78-59-1	ug/kg	570000	876	< 370 U	-	< 250 U	< 280 U	-	< 280 U	< 290 U	< 340 U	< 230 U	< 240 U	< 200 U	< 210 U	< 210 U	< 210 U
Naphthalene	91-20-3	ug/kg	2000	176	< 370 U	-	< 250 U	< 280 U	-	< 280 U	< 290 U	< 340 U	< 230 U	< 240 U	< 200 U	< 210 U	< 210 U	< 210 U
NITROBENZENE	98-95-3	ug/kg	5100	407	< 370 U	-	< 250 U	< 280 U	-	< 280 U	< 290 U	< 340 U	< 230 U	< 240 U	< 200 U	< 210 U	< 210 U	< 210 U
N-NITROSODI-N-PROPYLAMINE	621-64-7	ug/kg	78		< 370 U	-	< 250 U	< 280 U	-	< 280 U	< 290 U	< 340 U	< 230 U	< 240 U	< 200 U	< 210 U	< 210 U	< 210 U
N-NITROSODIPHENYLAMINE	86-30-6	ug/kg	110000	110	< 370 U	-	< 250 U	< 280 U	-	< 280 U	< 290 U	< 340 U	< 230 U	< 240 U	< 200 U	< 210 U	< 210 U	< 210 U
PENTACHLOROPHENOL	87-86-5	ug/kg	1000	10	< 720 U	-	< 490 U	< 540 U	-	< 550 U	< 570 U	< 660 U	< 440 U	< 470 U	< 390 U	< 410 U	< 400 U	< 400 U
PHENANTHRENE	85-01-8	ug/kg	1800000	204	200 J	-	620	< 280 U	-	< 280 U	170 J	300 J	< 230 U	94 J	160 J	< 210 U	< 210 U	< 210 U
PHENOL	108-95-2	ug/kg	1900000	175	< 720 U	-	< 490 U	< 540 U	-	< 550 U	< 570 U	< 660 U	< 440 U	< 470 U	< 390 U	< 410 U	< 400 U	< 400 U
PYRENE	129-00-0	ug/kg	180000	195	200 J	-	1000	130 J	-	93 J	320	480	< 230 U	140 J	95 J	60 J	< 210 U	< 210 U
TOTAL ORGANIC CARBON	TOC	mg/kg			85000	-	63000	46000	-	53000	110000	77000	20000	19000	17000	11000	5600	7400

Table 28
Phase 2 Reach Sediment Analytical Results
Phase 2 Data Evaluation Summary Memorandum
Lower Neponset River
Boston and Milton, Massachusetts

					Location	24A-0071	24A-0072	24A-0072	24A-0072	24A-0073	24A-0074	24A-0074	24A-0074	24A-0075	24A-0075	24A-0075	24A-0076	24A-0076	24A-0076
					Sample Name	24A-0071-AS	24A-0072-AS	24A-0072-BS	24A-0072-CS	24A-0073-AS	24A-0074-AS	24A-0074-BS	24A-0074-CS	24A-0075-AS	24A-0075-BS	24A-0075-CS	24A-0076-AS	24A-0076-BS	24A-0076-CS
					Sample Date	10/23/2024	9/27/2024	9/27/2024	9/27/2024	10/23/2024	10/4/2024	10/4/2024	10/4/2024	9/23/2024	9/23/2024	9/23/2024	9/23/2024	9/23/2024	9/23/2024
					Sample Type	N	N	N	N	N	N	N	N	N	N	N	N	N	N
					Depth Interval	0 - 0.5 ft	0 - 0.5 ft	0.5 - 1.6 ft	1.6 - 2 ft	0 - 0.5 ft	0 - 0.5 ft	0.5 - 2 ft	2 - 2.8 ft	0 - 0.5 ft	0.5 - 2.9 ft	2.9 - 3.8 ft	0 - 0.5 ft	0.5 - 2.3 ft	2.3 - 3.3 ft
Analyte	Cas No.	Units	Human Health PAL	Ecological PAL															
Grain Size																			
%CLAY	%CLAY	%			0	0	1.3	4.0	0	0	0	0	0	0	0	0	1.7	0
%COARSE SAND >.5-1MM (USDA classification)	%COARSESAND	%			23.8	6.2	9.6	9.4	4.6	0	1.6	8.4	2.8	1.3	20.6	2.6	3.9	22.8
%FINE SAND >.125-.25 mm (USDA classification)	%FINE SAND	%			29.2	27.8	25.0	15.4	33.2	25.6	27.4	44.2	26.3	40.4	14.5	48.0	39.1	6.5
%MEDIUM SAND >.25-5 mm (USDA classification)	%MEDIUM SAND	%			23.3	10.3	6.4	11.8	10.8	6.9	5.8	16.9	22.8	6.3	32.4	4.7	5.6	20.2
Gravel	GRAVEL	%			19.9	0	7.5	20.3	14.6	0	0	2.1	0	1.1	29.9	0.6	2.5	38.4
Hydrometer, Reading 1, Percent Passing	HYD01	%			0	1.8	13.6	9.6	7.8	0	1.8	1.1	0	3.7	0	0	22.6	0
Hydrometer, Reading 2, Percent Passing	HYD02	%			0	1.8	10.5	6.8	4.5	0	1.8	1.1	0	0	0	0	16.3	0
Hydrometer, Reading 3, Percent Passing	HYD03	%			0	1.8	7.5	6.8	2.9	0	1.8	1.1	0	0	0	0	10.1	0
Hydrometer, Reading 4, Percent Passing	HYD04	%			0	0	4.4	4.0	1.3	0	1.8	0	0	0	0	0	5.9	0
Hydrometer, Reading 5, Percent Passing	HYD05	%			0	0	1.3	4.0	0	0	0	0	0	0	0	0	1.7	0
Hydrometer, Reading 6, Percent Passing	HYD06	%			0	0	1.3	0	0	0	0	0	0	0	0	0	0	0
Hydrometer, Reading 7, Percent Passing	HYD07	%			0	0	0	0	0	0	0	0	0	0	0	0	0	0
Sand	308075-07-2	%			76.3	44.3	41.0	36.6	48.6	32.5	34.8	69.5	51.9	48.0	67.5	55.3	48.6	49.5
SIEVE NO. 10, PERCENT PASSING (2.00 mm)	SIEVE10	%			56.3	93.8	82.9	70.3	80.8	100.0	98.4	89.5	97.2	97.6	49.5	96.8	93.6	38.8
SIEVE NO. 40, PERCENT PASSING (0.425 mm)	SIEVE40	%			33.0	83.5	76.5	58.5	70.0	93.1	92.6	72.6	74.4	91.3	17.1	92.1	88.0	18.6
SIEVE NO. 80, PERCENT PASSING	SIEVE80	%			13.0	68.7	66.6	51.7	56.1	82.9	84.0	47.9	56.4	72.4	5.8	74.4	76.5	14.7
SIEVE, NO. 20, PERCENT PASSING (0.85 mm)	SIEVE20	%			46.8	88.8	80.3	65.1	77.4	98.4	96.7	82.4	92.3	95.9	34.0	95.8	91.1	26.1
SIEVE, NO. 60, PERCENT PASSING	SIEVE60	%			21.6	75.4	72.0	53.9	61.5	89.5	88.0	65.2	67.9	84.6	8.5	85.1	83.6	16.0
Sieve-U.S. Std. No. 100 (0.15mm)	SIEVEUS100	%			9.1	66.6	65.4	50.9	51.7	80.1	81.0	46.4	54.2	70.5	5.0	65.1	73.9	14.4
Sieve-U.S. Std. No. 200 (0.075mm)	SIEVEUS200	%			3.8	55.7	51.5	43.1	36.8	67.5	65.2	28.4	48.1	50.9	2.6	44.1	48.9	12.1
Sieve-U.S. Std. No. 4 (4.75mm)	SIEVEUS4	%			80.1	100.0	92.5	79.7	85.4	100.0	100.0	97.9	100.0	98.9	70.1	99.4	97.5	61.6
Sieve-US Std. 0.375-inch (9.5 mm)	SIEVE0.375IN	%			96.5	100.0	97.3	93.7	90.9	100.0	100.0	100.0	100.0	100.0	95.5	99.7	100.0	92.5
Sieve-US Std. 0.75-inch (19 mm)	SIEVE0.75IN	%			100.0	100.0	100.0	100.0	100.0	100.0	100.0	100.0	100.0	100.0	100.0	100.0	100.0	100.0
Sieve-US Std. 1.5-inch (37.5 mm)	SIEVE1.5IN	%			100.0	100.0	100.0	100.0	100.0	100.0	100.0	100.0	100.0	100.0	100.0	100.0	100.0	100.0
SIEVE-US std. 1-inch (25 mm)	SIEVE1INCH	%			100.0	100.0	100.0	100.0	100.0	100.0	100.0	100.0	100.0	100.0	100.0	100.0	100.0	100.0
SIEVE-US std. 2-inch (50 mm)	SIEVE2INCH	%			100.0	100.0	100.0	100.0	100.0	100.0	100.0	100.0	100.0	100.0	100.0	100.0	100.0	100.0
SILT	445	%			3.8	55.7	50.2	39.1	36.8	67.5	65.2	28.4	48.1	50.9	2.6	44.1	47.2	12.1
PCDD/F																		
1,2,3,4,6,7,8-HpCDD	35822-46-9	pg/g	480	500	453 J	2410 J	910 J	68 J	1200	2150	2650	927	1620	1060	52.8	2030 J	1270 J	49.2 J
1,2,3,4,6,7,8-HpCDF	67562-39-4	pg/g	480	50	275 J	1270	510	40.9	574	1360	1450	483	998	561	19.3	1030	1090	31.4
1,2,3,4,7,8,9-HpCDF	55673-89-7	pg/g	480	50	13.1	38.3	18	1.03 JN	15.8	44.9	46.6	15.3	37.3	18.4	< 0.257 U	41.6	25.9	1.18 J
1,2,3,4,7,8-HxCDD	39227-28-6	pg/g	48	1	< 0.927 U	20.4	7.44	0.684 JN	11.8	24.6	25.1	7.06	19.4	10.4	0.753 JN	18.6	11.9	0.965 JN
1,2,3,4,7,8-HxCDF	70648-26-9	pg/g	48	5	9.61	78.7	25.2	1.85 J	19.4 J	87.5	103	23.1	61	33.4	0.829 J	58.7	38.6	1.65 J
1,2,3,6,7,8-HxCDD	57653-85-7	pg/g	48	50	18	117	44.6	3.46 J	64.1 J	92.2	117	46.2	83.3	53.9	2.56 J	100	70	3.21 J
1,2,3,6,7,8-HxCDF	57117-44-9	pg/g	48	5	6.14	40.3	13	0.839 J	18.7	51	47.3	13.4	36.5	17.5	0.458 J	33.5	29	1.07 J
1,2,3,7,8,9-HxCDD	19408-74-3	pg/g	48	50	8.1 JN	58.8	21.4	1.97 J	31.9	62.7	66.3	21.2	49.5	28.3	1.99 J	49.3	32	1.29 J
1,2,3,7,8,9-HxCDF	72918-21-9	pg/g	48	5	< 1.01 U	< 1.48 U	< 1.16 U	< 0.363 U	< 0.175 U	< 0.935 U	< 1.55 U	< 0.561 U	< 1.17 U	< 1.27 U	< 0.408 U	< 1.46 U	< 1.91 U	< 0.445 U
1,2,3,7,8-PeCDD	40321-76-4	pg/g	4.8	0.5	< 1.15 U	9.87 J	3.83 J	< 0.305 UJ	5.41 J	10.2 J	11.9	3.53 J	8.39 J	4.77 J	< 0.35 UJ	8.52 J	5.9 J	< 0.421 UJ
1,2,3,7,8-PeCDF	57117-41-6	pg/g	160	10	1.38 JN	10.9	4.81	< 0.303 U	5.58	8.6	11.6	4.03 J	7.38	6.58	< 0.247 U	8.72	15.5	0.683 JN
2,3,4,6,7,8-HxCDF	60851-34-5	pg/g	48	5	7.54	39.6	15.8	1.29 J	16.9	45.4	48.8	15.2	33.8	18.2	0.582 J	37.7	28.3	1.23 J
2,3,4,7,8-PeCDF	57117-31-4	pg/g	16	1	7.57 J	50.3	31.7	1.82 JN	23.2 J	34.5	48.6	26.6	27.9 J	23.1 J	0.728 JN	40.3 J	42.3	1.57 J
2,3,7,8-TCDD	1746-01-6	pg/g	4.8	0.5	< 1.98 UJ	3.3 J	1.44 J	< 0.980 UJ	1.18 J	2.09 J	3.3 J	2.07 J	2.04 J	1.19 JN	< 0.938 UJ	3.01 J	2.24 JN	< 1.1 UJ
2,3,7,8-TCDF	51207-31-9	pg/g	48	10	2.95	21.6	14.9	0.791 JN	19.9	13.4	20.8	11	12.1	18.7	0.553 JN	21.3	56.5	2.25 JN
OCDD	3268-87-9	pg/g	16000	5000	3080 J	18500 EB	9140 EB	543 EB	11300	14300 EB	19100 EB	7440 EB	11700 EB	8160 EB	315 EB	14600 EB	11200 EB	418 EB
OCDF	39001-02-0	pg/g	16000	5000	1000 J	1310	654	38.9	535	1640 J	1690 J	518 J	1140	588	17.1	1590	794	26
Total HpCDD	RA_Total_HpCDD	pg/g			855	4220	1750	123.2	2270	3820	4680	1646	2950	1963	92.5	3550	2330	89.6
Total HpCDF	RA_Total_HpCDF	pg/g			910.1	2572.3	1189	85.53	1284.05	2512.5	2898.3	1076.66	1896.7	1123	40.7	2261.6	2217.7	65.78
Total HxCDD	RA_Total_HxCDD	pg/g	100		109.26	724.84	298.7	22.614	419.65	674.55	802.78	302.22	534.33	339.46	16.323	594.46	435.01	16.815
Total HxCDF	RA_Total_HxCDF	pg/g			205.89	930.31	396.63	29.069	429.27	1020.15	1143.91	384.49	735.51	407.96	13.989	803.79	741.61	24.82
Total PeCDD	RA_Total_PeCDD	pg/g			6.13 U	92.89	34.407	0.964 U	46.515	89.05	108.39	41.315	71.04	44.834	< 0.35 U	79.24	61.13	< 0.421 U
Total PeCDF	RA_Total_PeCDF	pg/g			68.41	482.873	227.185	13.009	179.687	464.832	592.125	244.739	297.226	206.27	5.253	352.59	307.568	9.97
Total TCDD	RA_Total_TCDD	pg/g			< 1.98 U	37.22	10.621	< 0.980 U	12.978	30.485	44.206	18.846	23.16	18.846	< 0.938 U	26.26	24.93	< 1.1 U
Total TCDF	RA_Total_TCDF	pg/g			41.68	379.96	214.88	10.55	149.158	233.55	376.01	192.25	203.94	191.74	2.187	371.54	407.13	5.59
Total PCDD/F TEQ (Bird)	RA-TEQ-B-DF	pg/g			17.719	127.564	67.8784	3.82019	68.4505	105.655	134.42	58.4138	84.308	66.9458	2.00916	108.217	136.2034	4.91205
Total PCDD/F TEQ (Fish)	RA-TEQ-F-DF	pg/g			10.3335	85.237	39.0549	2.28924	40.1055	80.672	95.108	35.7313	62.769	39.4348	1.27956	71.329	63.0784	2.27355
Total PCDD/F TEQ (Mammal)	RA-TEQ-M-DF	pg/g			16.1814	109.353	46.4765	2.90827	53.4359	100.909	120.661	44.0573	78.9864	50.1458	1.81153	91.6646	75.3822	2.60899
PCB Congeners																		
PCB-001	2051-60-7	ng/g	230	14	8.97 J	15.2 J	5.16 J	0.304 J	2.16 J	91.2 J	30.2 J	177 J	30.5	27.3	0.443	21.1 J	21.7 J	0.251 J
PCB-002	2051-61-8	ng/g	230	14	0.345	< 0.0473 U	< 0.044 U	< 0.0473 U	< 0.047 U	0.963	1.32	16.8	0.68 J	< 0.0475 UJ	< 0.0452 UJ	0.708	3.09	< 0.0461 U
PCB-003	2051-62-9	ng/g	230	14	4.94 J	11.3	8.24	< 0.0487 U	1.78 J	38.6 J	19.8 J	94.8 J	16.9	12.2	< 0.0465 U	12	15.5	< 0.0475 U
PCB-004/010	PCB-4/10	ng/g	230	14	39.8 J	44.2 J	31.7	2.11	49.6 J	116 J	147 J	1050 J	54.6 J	85.8 J	2.83 J	70.4 J	251 J	3.69
PCB-005/008	PCB-5/8	ng/g	230	14	30 J	64.2 J	49.3 J	3.41	62.3 J	102 J	162 J	1120 J	60.9 J	126 J	2.64	66.2 J	136 J	4.2
PCB-006	25569-80-6	ng/g	230	14	12.3 J	20 J	27 J	2.07 J	37.3	18 J	48.4 J	548 J	12.1	41 J	1.08	19.6 J	139 J	2.89 J
PCB-007/009	PCB-7/9	ng/g	230	14	1.12 J	2.65	4.69	< 0.0859 U	3.6	2.95	6.14	53.3 J	2.41 J	5.4 J	< 0.0821 UJ	2.85 J	10.1	< 0.0838 U
PCB-011	2050-67-1	ng/g	230	14	2.06 J	4.87 J	5.21 J	0.43 J	0.945	5.17	10.1	27.4	2.71	3.26	< 0.0428 U	6.36 J	9.18 J	0.503 J
PCB-012/013	PCB-12/13	ng/g	230	14	7.54 J	17.9	21.1	0.994	4.52	15.2	43.8 J	144 J	8.93	10.3	< 0.106 U	25.2 J	35.8	1.47
PCB-014	34883-41-5	ng/g	230	14	< 0.0441 U	< 0.0438 U	< 0.0407 U	< 0.0438 U	< 0.0435 U	< 0.0444 U	< 0.0439 U	< 0.0442 U	< 0.0441 U	< 0.044 U	< 0.0418 U	< 0.0434 U	< 0.0443 U	< 0.0427 U
PCB-015	2050-68-2	ng/g	230	14	51.5 J	208 J	443 J	21.5	46.2 J	99 J	375 J	813 J	64.1 J	74.3 J	1.97	283 J	501 J	11.9
PCB-016/032	PCB-16/32	ng/g	230	14	74.1 J	323 J	777 J	36.4	243 J	91.7 J	446 J	1420 J	64.8 J	189 J	6.94	505 J	820 J	28.4

Table 28
Phase 2 Reach Sediment Analytical Results
Phase 2 Data Evaluation Summary Memorandum
Lower Neponset River
Boston and Milton, Massachusetts

					Location	24A-0071	24A-0072	24A-0072	24A-0072	24A-0073	24A-0074	24A-0074	24A-0074	24A-0075	24A-0075	24A-0075	24A-0076	24A-0076	24A-0076
					Sample Name	24A-0071-AS	24A-0072-AS	24A-0072-BS	24A-0072-CS	24A-0073-AS	24A-0074-AS	24A-0074-BS	24A-0074-CS	24A-0075-AS	24A-0075-BS	24A-0075-CS	24A-0076-AS	24A-0076-BS	24A-0076-CS
					Sample Date	10/23/2024	9/27/2024	9/27/2024	9/27/2024	10/23/2024	10/4/2024	10/4/2024	10/4/2024	9/23/2024	9/23/2024	9/23/2024	9/23/2024	9/23/2024	9/23/2024
					Sample Type	N	N	N	N	N	N	N	N	N	N	N	N	N	N
					Depth Interval	0 - 0.5 ft	0 - 0.5 ft	0.5 - 1.6 ft	1.6 - 2 ft	0 - 0.5 ft	0 - 0.5 ft	0.5 - 2 ft	2 - 2.8 ft	0 - 0.5 ft	0.5 - 2.9 ft	2.9 - 3.8 ft	0 - 0.5 ft	0.5 - 2.3 ft	2.3 - 3.3 ft
Analyte	Cas No.	Units	Human Health PAL	Ecological PAL														
PCB-017	37680-66-3	ng/g	230	14	44 J	148 JEB	327 JEB	15.2 EB	136 J	53.6 J	320 J	1070 J	32.7 JEB	117 JEB	3.86 JEB	333 JEB	532 JEB	17.9 EB
PCB-018	37680-65-2	ng/g	230	14	47.4 JEB	165 JEB	198 JEB	12.9 EB	273 J	24.3 J	208 J	1120 J	25.4 JEB	145 JEB	6 JEB	433 JEB	797 JEB	25.7 EB
PCB-019	38444-73-4	ng/g	230	14	27.7	135 J	239 J	11.1	48.7 J	47.8 J	154 J	479 J	21.5	49.4 J	1.61	127 J	228 J	6.74
PCB-020/021/033	PCB-20/21/33	ng/g	230	14	12.5 J	46 J	49.1 J	3.26	143 J	14.5	56.5 J	144 J	12.7 J	115 J	6.11 J	95.1 J	196 J	7.83
PCB-022	38444-85-8	ng/g	230	14	16.5 J	39.4 J	38.1 J	2.97	75.3 J	9.63	79.3 J	347 J	13.9 J	48.8 J	2.17 J	136 J	213 J	7.63
PCB-023/034	PCB-23/34	ng/g	230	14	1.3	4.04 J	3.9 J	0.349 J	3.21	1.9	5.73	23.2	1.11	2.07	< 0.078 U	8.19 J	14.8 J	0.499 J
PCB-024/027	PCB-24/27	ng/g	230	14	15 J	53.1 J	136 J	6.41	21.7	34.4 J	83.2 J	235 J	15.3	32	0.746	73.4 J	103 J	3.55
PCB-025	55712-37-3	ng/g	230	14	34.9 J	123 J	140 J	7.87 J	51.3 J	24.2 J	152 J	453 J	22.2 J	64.4 J	1.46 J	145 J	417 J	10.6 J
PCB-026	38444-81-4	ng/g	230	14	58.9 JEB	209 J	299 J	18.1	99.6 J	40.5 J	255 J	888 J	37.2 J	104 J	3.15 J	283 J	714 J	20.9
PCB-028	7012-37-5	ng/g	230	14	91.8 JEB	435 J	376 J	23.2	351 J	70.1 J	417 J	785 J	78.1 J	255 J	11.1 J	1020 J	1060 J	47.3 J
PCB-029	15862-07-4	ng/g	230	14	< 0.0577 U	< 0.0573 U	< 0.0533 U	< 0.0573 U	0.867	< 0.0581 U	< 0.0574 U	< 0.0579 U	< 0.0578 UJ	< 0.0576 UJ	< 0.0548 UJ	< 0.0568 UJ	< 0.0581 U	< 0.0559 U
PCB-030	35693-92-6	ng/g	230	14	< 0.0575 U	< 0.0571 U	0.202	< 0.0571 U	< 0.0568 U	< 0.0579 U	< 0.0572 U	0.718	< 0.0576 U	< 0.0574 U	< 0.0546 U	0.599	0.906	< 0.0557 U
PCB-031	16606-02-3	ng/g	230	14	82.9 J	222 J	244 J	15.1	329 J	79.1 J	499 J	1690 J	60.8 J	200 J	7.91 J	778 J	1170 J	39.7 J
PCB-035	37680-69-6	ng/g	230	14	< 0.0539 U	1.83 J+	2.13 J+	< 0.0536 U	1.95 J+	< 0.0543 U	10.6 J+	15.7 J+	< 0.054 UJ	< 0.0538 UJ	< 0.0512 UJ	7.68 J	12.6 J+	< 0.0523 U
PCB-036	38444-87-0	ng/g	230	14	< 0.0427 U	< 0.0424 U	< 0.0394 U	< 0.0424 U	< 0.0421 U	< 0.043 U	< 0.0425 U	< 0.0428 U	< 0.0427 U	< 0.0426 U	< 0.0405 U	< 0.042 U	< 0.043 U	< 0.0414 U
PCB-037	38444-90-5	ng/g	230	14	17 J	63.6 J	72.8 J	4.61	69.1 J	18.1	107 J	211 J	17 J	34.1 J	3.22 J	231 J	221 J	9.15
PCB-038	53555-66-1	ng/g	230	14	< 0.064 U	< 0.0636 U	< 0.0591 U	< 0.0636 U	< 0.0632 U	< 0.0644 U	< 0.0637 U	< 0.0643 U	< 0.0641 U	< 0.0639 U	< 0.0608 U	< 0.063 U	< 0.0644 U	< 0.062 U
PCB-039	38444-88-1	ng/g	230	14	< 0.0413 U	1.65	3.03	< 0.041 U	< 0.0408 U	1.79	2.44	5.54	< 0.0413 U	< 0.0412 U	< 0.0392 U	2.46 J	3.65	< 0.04 U
PCB-040	38444-93-8	ng/g	230	14	9.76 J	69 J	91.8 J	6.8	56 J	5.1	56 J	60.1 J	6.08 J	30 J	1.55 J	85.6 J	121 J	4.19
PCB-041/064	PCB-41/64	ng/g	230	14	36.2 J	241 J	238 J	17.6	164 J	51.8 J	219 J	278 J	43.7 J	94.3 J	3.94	330 J	390 J	15
PCB-042	36559-22-5	ng/g	230	14	30.8 J	185 J	249 J	17.1	134 J	31.8	170 J	267 J	30.2 J	71.9 J	2.96 J	245 J	334 J	11.5
PCB-043/049	PCB-43/49	ng/g	230	14	112 JEB	592 JEB	931 JEB	57.3 JEB	392 J	220 J	594 J	1040 J	168 JEB	253 JEB	8.52 JEB	749 JEB	1090 JEB	36.3 EB
PCB-044	41464-39-5	ng/g	230	14	68.4 JEB	453 JEB	631 JEB	44 JEB	361 J	51.2 J	361 J	481 J	57.4 JEB	188 JEB	8.2 JEB	547 JEB	800 JEB	28.4 EB
PCB-045	70362-45-7	ng/g	230	14	11.1 J	85.4 J	107 J	7.41	57.4 J	9.14	77.6 J	69.9 J	10.3 J	36.4 J	1.64 J	104 J	126 J	4.57
PCB-046	41464-47-5	ng/g	230	14	6.13 J	32	52.4 J	3.6	30.8	3.43	28.4	64.1 J	4.66 J	14.6 J	0.721 J	44 J	70.4 J	2.55
PCB-047/048/075	PCB-47/48/75	ng/g	230	14	66.6 J	367 J	748 J	31.7	226 J	253 J	435 J	574 J	143 J	183 J	5.79	481 J	563 J	20.1
PCB-050	62796-65-0	ng/g	230	14	0.799	2.81 J	8.89 J	0.43 J	1.44 J	2.31	4.3	7.58	1	1.65	< 0.0536 U	3.79 J	5.26 J	< 0.0548 UJ
PCB-051	68194-04-7	ng/g	230	14	12.3 J	44 J	191 J	6.51	28.2	30.9 J	67 J	151 J	14.5	23.4	0.753	58 J	91.5 J	3.03
PCB-052/073	PCB-52/73	ng/g	230	14	107 JEB	672 J	924 J	61.3 J	432 J	166 J	534 J	969 J	139 J	251 J	9.6 J	726 J	1100 J	36.9
PCB-053	41464-41-9	ng/g	230	14	25.2 J	129 J	263 J	15.3	79.4 J	58 J	129 J	306 J	32.1	54.8 J	1.81	144 J	218 J	7.03
PCB-054	15968-05-5	ng/g	230	14	1.21 J	4.65	14.7	0.554	1.68 J	3.91	5.22	12.7	1.52	1.94	< 0.045 U	4.27 J	6.99	0.267
PCB-055	74338-24-2	ng/g	230	14	< 0.0786 U	0.692	0.568	< 0.0781 U	1.71 J	< 0.0792 U	1.84	2.74	< 0.0787 UJ	1.25 J	< 0.0746 UJ	3.69 J	4.59	< 0.0762 U
PCB-056/060	PCB-56/60	ng/g	230	14	15.6 J	54.3 J	52.2 J	3.88	122 J	27.2	104 J	110 J	19.7 J	70 J	3.85 J	261 J	190 J	10.7
PCB-057	70424-67-8	ng/g	230	14	1.2	7.03 J	8.36 J	0.387 J	2.25 J	3.07	6.88	10.2	2.05	3.23	< 0.0398 U	6.99 J	10.7 J	0.284 J
PCB-058	41464-49-7	ng/g	230	14	< 0.0529 U	2.42	2.08	< 0.0526 U	1.46	< 0.0533 U	1.55	1.84	< 0.053 U	< 0.0529 U	< 0.0503 U	2.19 J	4.1	< 0.0513 U
PCB-059	74472-33-6	ng/g	230	14	4.86 J	27.5	36.6 J	2.2	20.9	5.51	31.5	27.2	5.25	13.7	0.589	40 J	43.5 J	2.04
PCB-061/074	PCB-61/74	ng/g	230	14	24.2 J	102 J	95.7 J	6.13	163 J	34.2 J	121 J	214 J	24.3 J	63 J	2.81 J	272 J	321 J	12.4
PCB-062	54230-22-7	ng/g	230	14	< 0.0478 U	< 0.0475 U	< 0.0441 U	< 0.0475 U	< 0.0472 U	< 0.0481 U	< 0.0476 U	< 0.048 U	< 0.0479 U	< 0.0477 U	< 0.0454 U	< 0.0471 U	< 0.0481 U	< 0.0463 U
PCB-063	74472-34-7	ng/g	230	14	5.04 J	20.8	35.6	1.46	12.6	13.7	21.3	43 J	6.46	10.4	0.328	32.9 J	38.9	1.68
PCB-065	33284-54-7	ng/g	230	14	< 0.0668 U	< 0.0664 U	< 0.0616 U	< 0.0663 U	< 0.0659 U	< 0.0672 U	< 0.0665 U	< 0.067 U	< 0.0669 UJ	< 0.0667 UJ	< 0.0634 UJ	< 0.0658 U	< 0.0672 U	< 0.0647 U
PCB-066/080	PCB-66/80	ng/g	230	14	41.9 JEB	185 J	248 J	16.4	336 J	75.2 J	245 J	291 J	57.7 J	140 J	6.36 J	551 J	509 J	22.3
PCB-067	73575-53-8	ng/g	230	14	1.57	9.13	8.26	0.547	8.42 J	2.29	9.27	11.9	1.75 J	5.15 J	0.282 J	20.5 J	22.9	0.956
PCB-068	73575-52-7	ng/g	230	14	1.4 J	10.1	16.1	0.955	< 0.0698 UJ	9.01	12.5	12.5	8.38	6.77	< 0.0671 U	9.24 J	14.9	0.563
PCB-069	60233-24-1	ng/g	230	14	< 0.0529 U	1.21	2.95	< 0.0526 U	< 0.0523 U	1.61	1.98	3.07	< 0.053 U	< 0.0529 U	< 0.0503 U	2.14 J	2.17	< 0.0513 U
PCB-070	32598-11-1	ng/g	230	14	34 J	143 J	220 J	14.9	359 J	66.6 J	235 J	235 J	48.9 J	145 J	6.93 J	542 J	467 J	21.9
PCB-071	41464-46-4	ng/g	230	14	29.4 J	152 J	329 J	16.5	119 J	40.3 J	145 J	299 J	24.9	68.5 J	2.69	189 J	310 J	10.4
PCB-072	41464-42-0	ng/g	230	14	1.76 J	11.7	19.1	0.874	2.91	9.46	11.2	15.2	6.66	5.2	< 0.0519 U	9.85 J	13	0.527
PCB-076	70362-48-0	ng/g	230	14	< 0.0782 U	< 0.0778 U	< 0.0722 U	< 0.0777 U	< 0.0772 U	< 0.0788 U	< 0.0779 U	< 0.0785 U	< 0.0783 U	< 0.0781 U	< 0.0743 U	< 0.077 U	< 0.0787 U	< 0.0758 U
PCB-077	32598-13-3	ng/g	38	14	6.98 J	32.7 J+	33.5 J+	2.34 J+	28.6 J+	12.2 J+	38.9 J+	45.7 J	10.2 J	13.4 J	0.794 J	63.5 J	46.3 J	2.66 J+
PCB-078	70362-49-1	ng/g	230	14	< 0.0814 U	< 0.0809 U	< 0.0751 U	< 0.0808 U	< 0.0804 U	< 0.0819 U	< 0.081 U	< 0.0817 U	< 0.0815 U	< 0.0813 U	< 0.0773 U	< 0.0802 U	5.59	< 0.0789 U
PCB-079	41464-48-6	ng/g	230	14	< 0.0456 U	< 0.0454 U	< 0.0421 U	< 0.0453 U	< 0.0451 U	< 0.0459 U	< 0.0454 U	< 0.0458 U	< 0.0457 U	< 0.0456 U	< 0.0433 U	< 0.0449 UJ	< 0.0459 U	< 0.0442 U
PCB-081	70362-50-4	ng/g	12	14	< 0.0723 U	3.11 J+	3.61 J+	0.331 J+	4.38 J+	0.808 J+	3.09 J+	4.2 J+	< 0.0724 UJ	< 0.0722 UJ	< 0.0686 UJ	3.93 J	9.3 J+	< 0.0701 U
PCB-082	52663-62-4	ng/g	230	14	4.27	31.2	34.1	2.5	24.7	6.79	28.1	24	7.64 J	13.5 J	0.65 J	36.1 J	40.6 J	1.6
PCB-083/109	PCB-83/109	ng/g	230	14	2.59 J	22	19.9	1.41	9.02	6.18	16.6	15	5.57	7.47	0.387	17.5 J	20.5	0.889
PCB-084	52663-60-2	ng/g	230	14	10.6 J	91.6 J	87.5 J	5.88	46.9 J	17.6	62.2 J	57 J	17.8	31.5	1.36	71.1 J	93.5 J	3.2
PCB-085/120	PCB-85/120	ng/g	230	14	8.47	66.1 J	62.6 J	4.33	45.1 J	19	56 J	45.8 J	20.9	26.7	1.21	75.4 J	71.9 J	3
PCB-086/097	PCB-86/97	ng/g	230	14	9.24 J	76.4 J	73.1 J	4.8	56 J	20.6	61.1 J	50.4 J	20.6 J	31.5 J	< 0.124 UJ	82.7 J	91.2 J	3.32
PCB-087/115/116	PCB-87/115/116	ng/g	230	14	14.2	101 J	109 J	6.38	70.2 J	38.8	98 J	78.9 J	34.2	46.1 J	1.92	115 J	115 J	4.54
PCB-088/121	PCB-88/121	ng/g	230	14	< 0.158 U	1.05	1.44	< 0.157 U	0.758	0.574	1.21	0.92	< 0.158 UJ	0.52 J	< 0.15 UJ	1.33 J	1.28	< 0.153 U
PCB-089/090/101	PCB-89/90/101	ng/g	230	14	25.4 J	228 J	207 J	12.2	134 J	81.6 J	189 J	143 J	73.3 J	89.5 J	3.14	222 J	226 J	8.26
PCB-091	68194-05-8	ng/g	230	14	10.1	77.3 J	90.5 J	5.09	33.9	32.2	66 J	66.1 J	25.6	30.6	0.979	65.3 J	77 J	2.81
PCB-092	52663-61-3	ng/g	230	14	7.67 J	63.9 J	63.4 J	3.43	21.5 J	30.4	52.1 J	49.1 J	23.8	24.3	0.703	49.7 J	54.8 J	1.91
PCB-093/095	PCB-93/95	ng/g	230	14	26.4 J	249 J	212 J	14.1	112 J	63.8 J	182 J	140 J	60 J	85.5 J	2.88	187 J	216 J	7.59
PCB-094	73575-55-0	ng/g	230	14	0.886	5.42	8.74	0.379	1.8 J	4.74	5.4	5.92	2.27	2.37	< 0.0446 U	4.15 J	5.04	< 0.0456 U
PCB-096	73575-54-9	ng/g	230	14	0.824	6.18 J	8.1 J	0.495 J	3.8 J	1.56	4.34	5.34	1.41	2.57	< 0.0574 U	5.36 J	7.46 J	0.334 J
PCB-098/102	PCB-98/102	ng/g	230	14	3.12 J	24.4	34.3	1.74	12.6	8.83	21	22.6	5.86	9.29	0.424	20.6 J	28.2	1.02
PCB-099	38380-01-7	ng/g	230	14	17.1 J	149 J	150 J	8.26	82.5 J	52.4 J	121 J	101 J	47.9 J	55.9 J	1.84	146 J	149 J	5.42
PCB-100	39485-83-1	ng/g	230	14	0.788	3.5	10.3	< 0.0573 U	1.2	4.77	4.44	4.77	2.63	1.96	< 0.0548 U	3.22 J	3.24	< 0.0559 U
PCB-103	60145-21-3	ng/g	230	14	0.712	4.63 J	8.06 J	0.389 J	1.6	3.95	4.78	5.75	2.47	2.29	< 0.0553 U	4 J	5.06 J	< 0.0565 UJ
PCB-104	56558-16-8	ng/g	230	14	< 0.0446 U	0.231	1.06	< 0.0443 U	< 0.0441 U	0.345	0.192 J	0.393	< 0.0447 U	< 0.0446 U	< 0.0424 U	0.184 J	0.248	< 0.0433 U

Table 28
Phase 2 Reach Sediment Analytical Results
Phase 2 Data Evaluation Summary Memorandum
Lower Neponset River
Boston and Milton, Massachusetts

					Location	24A-0071	24A-0072	24A-0072	24A-0072	24A-0073	24A-0074	24A-0074	24A-0074	24A-0075	24A-0075	24A-0075	24A-0076	24A-0076	24A-0076
					Sample Name	24A-0071-AS	24A-0072-AS	24A-0072-BS	24A-0072-CS	24A-0073-AS	24A-0074-AS	24A-0074-BS	24A-0074-CS	24A-0075-AS	24A-0075-BS	24A-0075-CS	24A-0076-AS	24A-0076-BS	24A-0076-CS
					Sample Date	10/23/2024	9/27/2024	9/27/2024	9/27/2024	10/23/2024	10/4/2024	10/4/2024	10/4/2024	9/23/2024	9/23/2024	9/23/2024	9/23/2024	9/23/2024	9/23/2024
					Sample Type	N	N	N	N	N	N	N	N	N	N	N	N	N	N
					Depth Interval	0 - 0.5 ft	0 - 0.5 ft	0.5 - 1.6 ft	1.6 - 2 ft	0 - 0.5 ft	0 - 0.5 ft	0.5 - 2 ft	2 - 2.8 ft	0 - 0.5 ft	0.5 - 2.9 ft	2.9 - 3.8 ft	0 - 0.5 ft	0.5 - 2.3 ft	2.3 - 3.3 ft
Analyte	Cas No.	Units	Human Health PAL	Ecological PAL														
PCB-105/127	PCB-105/127	ng/g	120	14	9.74 J	55.6 J	54.2 J	3.45	< 0.0692 UJ	24.4	65.7 J	55.4 J	21.7	33.6	1.47	95 J	74.9 J	3.67
PCB-106/118	PCB-106/118	ng/g	120	14	24.9 J	196 J	170 J	10.2	131 J	71.2 J	166 J	130 J	67.4 J	80.1 J	2.75	223 J	206 J	7.91
PCB-107/108	PCB-107/108	ng/g	230	14	2.85 J	19.1	17.5	0.995	11	7.44	15.4	12.8	6.42	7.85	< 0.12 U	20.7 J	19.7	0.741
PCB-110	38380-03-9	ng/g	230	14	45.1 JEB	409 JEB	332 JEB	23.3 EB	164 J	124 J	284 J	231 J	118 JEB	140 JEB	4.64 EB	312 JEB	330 JEB	13 EB
PCB-111/117	PCB-111/117	ng/g	230	14	< 0.284 U	< 0.283 U	< 0.263 U	< 0.283 U	< 0.281 U	< 0.286 U	< 0.283 U	< 0.286 U	< 0.285 U	< 0.284 U	1.58	< 0.28 U	< 0.286 U	< 0.276 U
PCB-112	74472-36-9	ng/g	230	14	< 0.0575 U	1.73	1.64	< 0.0571 U	0.56	0.984	1.24	1.37	0.62	0.922	< 0.0546 U	1.69 J	1.29	< 0.0557 U
PCB-113	68194-10-5	ng/g	230	14	< 0.0476 U	2.86	2.15	< 0.0473 U	0.556	1.16	2.13	1.66	1.14	0.961	< 0.0452 U	1.73 J	2.06	< 0.0461 U
PCB-114	74472-37-0	ng/g	120	14	0.75	3.84	3.55	< 0.0736 U	3.59	1.5	3.9	4.42	1.61	2.4	< 0.0703 U	7.79 J	6.13	< 0.0718 U
PCB-119	56558-17-9	ng/g	230	14	2.04 J	14.5	19.4	0.902	4.72 J	8.22	11.5	11.1	6.03	5.45	< 0.0542 U	11.9 J	12.5	0.592
PCB-122	76842-07-4	ng/g	230	14	0.497	2.3	2.44	< 0.0812 U	2.63 J	0.879	3.09	2	< 0.0819 U	1.46	< 0.0776 U	3.49 J	2.93	< 0.0793 U
PCB-123	65510-44-3	ng/g	120	14	0.883 J+	7.5 J+	6.03 J+	0.459 J+	4.45 J+	2.88 J+	6.35 J+	4.66 J+	2.79 J+	3.2 J+	< 0.0602 U	7.5 J	6.6 J+	0.386 J+
PCB-124	70424-70-3	ng/g	230	14	0.827	6.59	4.98	0.326	4.39	2.95	5.73	3.73	2.67	3.13	< 0.0338 U	8.16 J	5.85	0.358
PCB-125	74472-39-2	ng/g	230	14	< 0.0435 U	2.08	2.47	< 0.0432 U	1.04	1.02	2.33	1.64	< 0.0435 UJ	0.698 J	< 0.0413 UJ	2.63 J	1.18	< 0.0421 U
PCB-126	57465-28-8	ng/g	0.036	14	< 0.051 U	< 0.0507 U	2.23 J+	< 0.0506 U	< 0.0503 U	< 0.0513 U	< 0.0508 U	< 0.0512 U	< 0.051 U	< 0.0509 U	< 0.0484 U	1.76 J	< 0.0513 U	< 0.0494 U
PCB-128	38380-07-3	ng/g	230	14	3.27 J	38.8	19.4	1.17	10.9	16.2	32.3	16.6	16.8	14.8	0.392	26.6 J	18.8	0.834
PCB-129	55215-18-4	ng/g	230	14	0.882	8.34 J	3.77 J	< 0.0965 UJ	2.67 J	3.64	7.85	3.51	3.69	3.67	< 0.0923 U	5.93 J	4.81 J	< 0.0942 UJ
PCB-130	52663-66-8	ng/g	230	14	1.39	13.6 J	7.99 J	0.55 J	3.59 J	5.82	11.1	6.64	5.62	5.36	< 0.0911 U	9.16 J	7.22 J	< 0.093 UJ
PCB-131/142	PCB-131/142	ng/g	230	14	< 0.0215 U	2.48	1.37	< 0.0214 U	0.813 J	0.915	2.2	1.27	0.907	1.13	< 0.0204 U	1.84 J	1.57	< 0.0209 U
PCB-132/168	PCB-132/168	ng/g	230	14	6.16 J	65.7 J	38.6 J	2.35	16	24.4	50.9 J	30.8	24.2	23.9	0.563	42.9 J	34.6	1.47
PCB-133	35694-04-3	ng/g	230	14	0.41	3.64	2.97	< 0.102 U	0.719	2.26	3.32	1.97	1.9	1.57	< 0.0977 U	2.36 J	1.82	< 0.0997 U
PCB-134	52704-70-8	ng/g	230	14	0.806	10.8 J	6 J	0.428 J	2.61	4.6	8.42	4.91	4.24	4.02	< 0.13 U	6.73 J	5.3 J	< 0.132 UJ
PCB-135/144	PCB-135/144	ng/g	230	14	2.66	28.8	18.9	0.976	7.44 J	12.2	23.2	14.2	11.5	10	0.275	18 J	15.2	0.647
PCB-136	38411-22-2	ng/g	230	14	2.05	22.2	13.3	0.765	6.4 J	8.7 J	17.3 J	10.5 J	8.11	7.74	0.216	13.9 J	11.6	0.56
PCB-137	35694-06-5	ng/g	230	14	1.18	11.4 J	8.46 J	0.402 J	3.23	5.07	10.7	5.39	5.42	4.27	< 0.124 U	9 J	6.44 J	< 0.126 UJ
PCB-138/163/164	PCB-138/163/164	ng/g	230	14	17.6 J	203 J	109 J	5.67	51.7 J	87 J	159 J	86.2 J	85.4 J	78.1 J	1.64	137 J	91.8 J	3.66
PCB-139/149	PCB-139/149	ng/g	230	14	11.4 J	131 J	79.9 J	4.48	34 J	53.7 J	104 J	61.2 J	50.3 J	45.4 J	1	83.7 J	65.7 J	2.61
PCB-140	59291-64-4	ng/g	230	14	< 0.0632 U	1.37	1.12	< 0.0628 U	0.301	0.896	1.37	0.86	0.672	0.674	< 0.06 U	1.13 J	0.809	< 0.0613 U
PCB-141	52712-04-6	ng/g	230	14	2.19 J	29.7	14.9	0.863	9.1	10.7 J	22.2 J	11.4 J	11	10.4	0.366	19.5 J	13.5	0.637
PCB-143	68194-15-0	ng/g	230	14	< 0.0636 U	0.768	1.33	< 0.0632 U	< 0.0628 U	0.409	0.755	0.453	< 0.0637 U	< 0.0635 U	< 0.0604 U	0.73	0.794	< 0.0616 U
PCB-145	74472-40-5	ng/g	230	14	< 0.0794 U	0.164 J	0.259	< 0.0789 U	< 0.0784 U	< 0.08 U	< 0.0791 U	0.14 J	< 0.0795 U	< 0.0793 U	< 0.0754 U	0.141 J	0.136 J	< 0.077 U
PCB-146	51908-16-8	ng/g	230	14	2.08 J	22.9 J	15.9 J	0.743 J	5.45	11.4	18.3	10.9	9.48	8.31	0.153 J	14.7 J	< 0.0571 UJ	0.422 J
PCB-147	68194-13-8	ng/g	230	14	0.869	5.9	7.61	0.295	1.41	5.72	6.5	4.28	3.84	3.04	< 0.0729 U	4.5 J	3.19	< 0.0745 U
PCB-148	74472-41-6	ng/g	230	14	< 0.0685 U	0.398	0.651	< 0.0681 U	< 0.0677 U	0.536	0.507	0.434	0.341	0.302	< 0.0651 U	0.347	0.304	< 0.0664 U
PCB-150	68194-08-1	ng/g	230	14	< 0.0786 U	0.37	0.53	< 0.0781 U	< 0.0776 U	0.431	0.405	0.325	0.241	0.199	< 0.0746 U	0.263	0.264	< 0.0762 U
PCB-151	52663-63-5	ng/g	230	14	2.9 J	30.9	22.9	1.34	8.24 J	14.7 J	25 J	15.8 J	12.5	11.2	0.334	19.8 J	16.6	0.57
PCB-152	68194-09-2	ng/g	230	14	< 0.0869 U	0.415	0.887	< 0.0863 U	0.108 J	0.563	0.627	0.6	0.297	0.274	< 0.0825 U	0.416	0.323	< 0.0842 U
PCB-153	35065-27-1	ng/g	230	14	9.98 J	134 J	76.8 J	3.83	36 J	56.7 J	105 J	56.1 J	53.1 J	46.5 J	1.08	86.2 J	60.2 J	2.44
PCB-154	60145-22-4	ng/g	230	14	0.48	3.12	3.75	< 0.0498 U	0.573	2.75	3.26	2.15	1.86	1.44	< 0.0476 U	2.13 J	1.88	< 0.0486 U
PCB-155	33979-03-2	ng/g	230	14	< 0.0423 U	< 0.042 U	< 0.039 U	< 0.042 U	< 0.0417 U	< 0.0426 U	< 0.0421 U	< 0.0424 U	< 0.0423 U	< 0.0422 U	< 0.0401 U	< 0.0416 U	< 0.0426 U	< 0.041 U
PCB-156	38380-08-4	ng/g	120	14	1.58	17.1 J	10.7 J	0.554 J	5.3	7.12	15.3	9.08	7.79	7.69	0.466	12.8 J	9.11 J	0.409 J
PCB-157	69782-90-7	ng/g	120	14	< 0.0587 U	5.71 J+	3.96 J+	< 0.0583 U	1.53 J	2.4 J+	5.3 J+	2.9 J+	2.98 J+	2.58 J+	< 0.0557 U	4.18 J	< 0.0591 U	< 0.0569 U
PCB-158/160	PCB-158/160	ng/g	230	14	1.82 J	18.7	10.2	0.584	5.2	7.85	15.2	8.94	7.55	7.47	< 0.117 U	13.6 J	8.33	0.513
PCB-159	39635-35-3	ng/g	230	14	< 0.0697 U	1.31	0.941	< 0.0693 U	< 0.0689 U	< 0.0702 U	< 0.0694 U	< 0.07 U	< 0.0698 UJ	< 0.0696 UJ	< 0.0662 UJ	0.706	< 0.0702 U	< 0.0676 U
PCB-161	74472-43-8	ng/g	230	14	< 0.0658 U	< 0.0654 U	< 0.0607 U	< 0.0653 U	< 0.065 U	< 0.0662 U	< 0.0655 U	< 0.066 U	< 0.0659 U	< 0.0657 U	< 0.0624 U	< 0.0648 U	10.4	< 0.0637 U
PCB-162	39635-34-2	ng/g	230	14	< 0.0674 U	< 0.067 U	< 0.0622 U	< 0.0669 U	< 0.0665 U	< 0.0678 U	< 0.0671 U	< 0.0676 U	< 0.0674 U	< 0.0673 U	< 0.0639 U	0.422	< 0.0678 U	< 0.0653 U
PCB-165	74472-46-1	ng/g	230	14	< 0.0942 U	< 0.0937 U	0.396	< 0.0936 U	< 0.093 U	< 0.0949 U	< 0.0938 U	< 0.0946 U	< 0.0943 UJ	< 0.0941 UJ	< 0.0894 UJ	< 0.0928 U	< 0.0949 U	< 0.0913 U
PCB-166	41411-63-6	ng/g	230	14	< 0.0843 U	0.711	0.493	< 0.0838 U	< 0.0833 U	< 0.0849 U	< 0.084 U	< 0.0847 U	< 0.0845 U	< 0.0842 U	< 0.0801 U	0.547	< 0.0849 U	< 0.0817 U
PCB-167	52663-72-6	ng/g	120	14	1.04 J+	8.77	4.82	< 0.0573 U	2.32 J	3.76	6.83	3.74	3.58	3.82	0.218	6 J	12.2	< 0.0559 U
PCB-169	32774-16-6	ng/g	0.12	14	< 0.051 U	< 0.0507 U	< 0.0471 U	< 0.0506 U	< 0.0503 U	< 0.0513 U	< 0.0508 U	< 0.0512 U	< 0.051 U	< 0.0509 U	< 0.0484 U	< 0.0502 U	< 0.0513 U	< 0.0494 U
PCB-170/190	PCB-170/190	ng/g	230	14	3.24	38	32	1.33	10.8 J	17.5 J	28.2 J	18.2 J	14.4	13.1	< 0.281 U	22.4 J	18.2	0.713
PCB-171	52663-71-5	ng/g	230	14	0.806 J	10.4 J	7.94 J	0.304 J	2.96	4.33	7.35	4.79	4.01	3.51	< 0.0628 U	5.78 J	4.69 J	< 0.0641 UJ
PCB-172/192	PCB-172/192	ng/g	230	14	< 0.146 U	4.96	4.38	< 0.145 U	1.36	2.2	3.51	2.33	1.87	1.76	< 0.139 U	2.92 J	2.58	< 0.142 U
PCB-173	68194-16-1	ng/g	230	14	< 0.0891 U	0.911	0.55	< 0.0885 U	0.253	0.497	0.651	0.487	0.403	< 0.0889 U	< 0.0846 U	0.568	0.52	< 0.0863 U
PCB-174	38411-25-5	ng/g	230	14	2.63 J	33.1	26.6	1.04	9.87 J	13.8 J	24 J	15.4 J	12	11.1	0.315	18.9 J	16.4	0.665
PCB-175	40186-70-7	ng/g	230	14	< 0.0636 U	1.26	1.1	< 0.0632 U	0.407	0.54	0.902	0.643	0.486	0.475	< 0.0604 U	0.688	0.729	< 0.0616 U
PCB-176	52663-65-7	ng/g	230	14	0.316	3.61	3.22	0.169 J	1.02 J	1.47	2.58	1.97	1.32	1.22	< 0.0651 U	2.12 J	1.96	< 0.0664 U
PCB-177	52663-70-4	ng/g	230	14	1.74 J	19.7 J	17.5 J	0.635 J	5.44 J	9.46	14.3	9.81	7.45	6.98	0.132 J	11.4 J	9.68 J	0.361 J
PCB-178	52663-67-9	ng/g	230	14	0.688 J	6.91	6.42	0.325	1.9 J	3.91	5.26	3.58	2.75	2.6	< 0.0795 U	4.08 J	3.54	< 0.0812 U
PCB-179	52663-64-6	ng/g	230	14	1.14 J	11.5	10.7	0.443	3.33	5.57	8.48	6.12	4.38	3.9	0.116 J	6.64 J	6.3	0.254
PCB-180	35065-29-3	ng/g	230	14	5.38	66.8 J	59.7 J	2.19	20.6 J	29.7	48.4 J	33.4	24.6	23.7	0.845	38.7 J	32.8	1.27
PCB-181	74472-47-2	ng/g	230	14	< 0.0936 U	< 0.0931 U	< 0.0865 U	< 0.093 U	< 0.0925 U	< 0.0943 U	< 0.0932 U	< 0.094 U	< 0.0938 U	< 0.0935 U	< 0.0889 U	< 0.0922 U	< 0.0943 U	< 0.0907 U
PCB-182/187	PCB-182/187	ng/g	230	14	3.42	36	34	1.38	10.2 J	19	27.1	19.1	14.1	12.8	0.271	22.1 J	19.2	0.811
PCB-183	52663-69-1	ng/g	230	14	1.3 J	16.1	13.7	0.494	4.53 J	6.73 J	11.7 J	8.18 J	5.83	5.5	0.14 J	9.36 J	7.98	0.326
PCB-184	74472-48-3	ng/g	230	14	< 0.0492 U	< 0.0489 U	< 0.0454 U	< 0.0489 U	< 0.0486 U	< 0.0495 U	< 0.049 U	< 0.0494 U	< 0.0492 U	< 0.0491 U	< 0.0467 U	< 0.0484 U	< 0.0495 U	< 0.0477 U
PCB-185	52712-05-7	ng/g	230	14	0.353	3.67	3.32	< 0.0716 U	1.13 J	1.43	2.9	1.7	1.41	1.22	< 0.0684 U	2.24 J	1.96	< 0.0699 U
PCB-186	74472-49-4	ng/g	230	14	< 0.0739 U	< 0.0734 U	< 0.0682 U	< 0.0734 U	< 0.073 U	< 0.0744 U	< 0.0736 U	< 0.0742 U	< 0.074 U	< 0.0738 U	< 0.0701 U	< 0.0728 UJ	< 0.0744 U	< 0.0716 U
PCB-188	74487-85-7	ng/g	230	14	< 0.0537 U	< 0.0534 U	< 0.0496 U	< 0.0534 U	< 0.0531 U	0.122 J	< 0.0535 U	< 0.0539 U	< 0.0538 U	< 0.0536 U	< 0.051 U	< 0.0529 UJ	< 0.0541 U	< 0.0521 U
PCB-189	39635-31-9	ng/g	130	14	< 0.0553 U	2.07 J+	1.55 J+	< 0.0549 U	0.451	0.766	1.42	1.21	1.31 J+	1.41 J+	0.435 J+	1.04 J	0.921 J+	< 0.0536 U
PCB-191	74472-50-7	ng/g	230	14	< 0.137 U	1.22	1.1	< 0.136 U	0.346	0.46	0.97	0.682	0.384	0.489	< 0.13 U	0.692	0.665	< 0.133 U
PCB-193	69782-91-8	ng/g	230	14	0.387	2.92	3.25	< 0.183 U	0.849 J	1.76	2.03	1.59	1.55	1.33	0.185 J	1.95 J	1.59	< 0.179 U

Table 28
Phase 2 Reach Sediment Analytical Results
Phase 2 Data Evaluation Summary Memorandum
Lower Neponset River
Boston and Milton, Massachusetts

					Location	24A-0071	24A-0072	24A-0072	24A-0072	24A-0073	24A-0074	24A-0074	24A-0074	24A-0075	24A-0075	24A-0075	24A-0076	24A-0076	24A-0076
					Sample Name	24A-0071-AS	24A-0072-AS	24A-0072-BS	24A-0072-CS	24A-0073-AS	24A-0074-AS	24A-0074-BS	24A-0074-CS	24A-0075-AS	24A-0075-BS	24A-0075-CS	24A-0076-AS	24A-0076-BS	24A-0076-CS
					Sample Date	10/23/2024	9/27/2024	9/27/2024	9/27/2024	10/23/2024	10/4/2024	10/4/2024	10/4/2024	9/23/2024	9/23/2024	9/23/2024	9/23/2024	9/23/2024	9/23/2024
					Sample Type	N	N	N	N	N	N	N	N	N	N	N	N	N	N
					Depth Interval	0 - 0.5 ft	0 - 0.5 ft	0.5 - 1.6 ft	1.6 - 2 ft	0 - 0.5 ft	0 - 0.5 ft	0.5 - 2 ft	2 - 2.8 ft	0 - 0.5 ft	0.5 - 2.9 ft	2.9 - 3.8 ft	0 - 0.5 ft	0.5 - 2.3 ft	2.3 - 3.3 ft
Analyte	Cas No.	Units	Human Health PAL	Ecological PAL															
PCB-194	35694-08-7	ng/g	230	14	1.75 J	18.5	22.2	< 0.157 U	6.15	11.7	14.7	12.3	8.84	8.48	< 0.15 U	11.9 J	13.6	< 0.153 U
PCB-195	52663-78-2	ng/g	230	14	< 0.15 U	6	7.65	< 0.149 U	2.29	3.93	6	4.02	3.59	2.64	< 0.143 U	7.62	3.87	< 0.146 U
PCB-196/203	PCB-196/203	ng/g	230	14	1.74 J	19.9 J	21.9 J	0.751 J	6.62	10.7	15.9	11.8	9.23	8.2	< 0.126 U	13.2 J	12.4 J	< 0.128 UJ
PCB-197	33091-17-7	ng/g	230	14	< 0.0589 U	0.721	0.8	< 0.0585 U	< 0.0581 U	0.427	0.53	0.424	0.338	< 0.0588 U	< 0.0559 U	0.374	0.381	< 0.057 U
PCB-198	68194-17-2	ng/g	230	14	< 0.1 U	1.21	1.41	< 0.0993 U	0.391	0.754	1.04	0.734	0.726 J	0.572 J	< 0.0949 UJ	0.765	0.812	< 0.0969 U
PCB-199	52663-75-9	ng/g	230	14	2.14 J	16 J	18 J	0.751 J	5.43	9.58	13.7	9.96	8.2	6.74	< 0.0872 U	11.8 J	10.8 J	< 0.089 UJ
PCB-200	52663-73-7	ng/g	230	14	< 0.0853 U	2.03	2.4	< 0.0848 U	0.611	1.16	1.63	1.53	1.3	0.884	< 0.081 U	1.34 J	1.37	< 0.0827 U
PCB-201	40186-71-8	ng/g	230	14	< 0.0512 U	1.98	2.13	< 0.0508 U	0.659	1.23	1.46	1.34	0.991	0.804	< 0.0486 U	1.18 J	1.27	< 0.0496 U
PCB-202	2136-99-4	ng/g	230	14	< 0.064 U	2.92	3.04	< 0.0636 U	0.925 J	1.56	2.17	1.79	1.59	1.27	< 0.0608 U	2.07 J	1.95	< 0.062 U
PCB-204	74472-52-9	ng/g	230	14	< 0.099 U	< 0.0984 U	< 0.0914 U	< 0.0983 U	< 0.0977 U	< 0.0996 U	< 0.0986 U	< 0.0994 U	< 0.0991 U	< 0.0988 U	< 0.0939 U	< 0.0975 U	1.27	< 0.0959 U
PCB-205	74472-53-0	ng/g	230	14	< 0.0547 U	1.06	1.14	< 0.0543 U	< 0.054 U	0.926	0.706	0.782	< 0.0548 U	< 0.0546 U	< 0.0519 U	0.734	< 0.0551 U	< 0.053 U
PCB-206	40186-72-9	ng/g	230	14	1.04	8.12	6.83	< 0.0522 U	3.76	6.01	8.29	5.29	4.71	4.32	< 0.0499 U	6.35 J	6.21	< 0.0509 U
PCB-207	52663-79-3	ng/g	230	14	< 0.0693 U	0.802	0.826	< 0.0689 U	0.399	0.722	0.897	0.524	0.547	0.565	< 0.0658 U	0.677	0.674	< 0.0672 U
PCB-208	52663-77-1	ng/g	230	14	< 0.0693 U	2.44	1.92	< 0.0689 U	1.19	1.76	2.74	1.5	1.46	1.51	< 0.0658 U	1.88 J	1.87	< 0.0672 U
PCB-209	2051-24-3	ng/g	230	14	< 0.0456 U	6.1	2.54	< 0.0453 U	2.79 J	4.75	5.92	2.68	3.22	2.36	< 0.0433 U	3.88	4.05	< 0.0442 U
Total Decachlorobiphenyls	RA_Total_DECPCB	ng/g	230	14	< 0.0456 U	6.1	2.54	< 0.0453 U	2.79	4.75	5.92	2.68	3.22	2.36	< 0.0433 U	3.88	4.05	< 0.0442 U
Total Dichlorobiphenyls	RA_Total_DIPCB	ng/g	230	14	144.32	361.82	582	30.514	204.465	358.32	792.44	3755.7	205.75	346.06	8.52	473.61	1082.08	24.653
Total Heptachlorobiphenyls	RA_Total_HEPPCB	ng/g	230	14	21.4	259.131	227.03	8.31	75.446	119.245	189.753	129.192	98.253	91.094	2.439	151.578	129.715	4.4
Total Hexachlorobiphenyls	RA_Total_HEXPCB	ng/g	230	14	70.747	822.066	487.807	25	215.604	350.44	656.844	371.292	333.318	303.859	6.703	545.232	402.9	14.772
Total Monochlorobiphenyls	RA_Total_MONPCB	ng/g	230	14	14.255	26.5	13.4	0.304	3.94	130.763	51.32	288.6	48.08	39.5	0.443	33.808	40.29	0.251
Total Nonachlorobiphenyls	RA_Total_NONPCB	ng/g	230	14	1.04	11.362	9.576	< 0.0689 U	5.349	8.492	11.927	7.314	6.717	6.395	< 0.0658 U	8.907	8.754	< 0.0672 U
Total Octachlorobiphenyls	RA_Total_OCTPCB	ng/g	230	14	5.63	70.321	80.67	1.502	23.076	41.967	57.836	44.68	34.805	29.59	< 0.150 U	50.983	47.723	< 0.153 U
Total Pentachlorobiphenyls	RA_Total_PENPCB	ng/g	230	14	229.957	1922.01	1799.69	111.015	985.514	640.772	1540.83	1275.77	580.33	741.341	25.933	1803.99	1875.17	70.55
Total Tetrachlorobiphenyls	RA_Total_TETPCB	ng/g	230	14	655.409	3639.55	5561.42	336.508	3146.15	1187.75	3670.53	5606.93	867.71	1749.59	70.117	5531.59	6929.1	256.247
Total Trichlorobiphenyls	RA_Total_TRICPB	ng/g	230	14	524	1969.62	2905.26	157.469	1846.73	511.62	2795.77	8887.16	402.71	1355.77	54.276	4178.43	6502.96	225.899
Total PCB Congeners	RA_Tot_PCB_Cong	ng/g	120	14	1666.76	9088.48	11669.4	670.622	6509.06	3354.12	9773.17	20369.3	2580.89	4665.56	168.431	12782	17022.7	596.772
Total PCB TEQ (Bird)	RA-TEQ-B-PCB	ng/g			0.35047523	1.9563684	2.268065	0.15060699	1.87042421	0.69512806	2.264826	2.7135761	0.5141588	0.6755123	0.03992763	3.7583524	3.25627121	0.13349086
Total PCB TEQ (Fish)	RA-TEQ-F-PCB	ng/g			0.000892465	0.00630795	0.01757905	0.000472815	0.005793205	0.00219413	0.006789	0.00772705	0.0015658	0.002014	0.000106095	0.01890155	0.010859305	0.000327875
Total PCB TEQ (Mammal)	RA-TEQ-M-PCB	ng/g			0.00186479	0.0131007	0.2350773	0.00077319	0.00863323	0.00488318	0.012941	0.0121723	0.0042948	0.005384	0.00023957	0.1942483	0.01689583	0.00063725
TAL Metals and Mercury																		
Aluminum	7429-90-5	mg/kg	7700	25000	3700	7900	7900	-	5700	9200	11000	6500	8200	7600	3100	8100	10000	6300
Calcium	7440-70-2	mg/kg			3800	2100	1200	-	1400	3000	3000	1100	3800	3200	870	2600	2200	1400
Iron	7439-89-6	mg/kg	5500	20000	11000	15000	32000	-	7200	27000	25000	23000	24000	13000	7600	19000	12000	15000
Magnesium	7439-95-4	mg/kg			2000	2100	1400	-	1400	2400	2800	1600	2200	2100	1300	2100	2200	3100
Potassium	7440-09-7	mg/kg			270 J	270 J	< 670 U	-	290 J	370 J-	410 J-	< 730 UJ	420 J	370 J	< 580 U	370 J	530 J	360 J
Sodium	7440-23-5	mg/kg			310 J	500 J	170 J	-	170 J	540 J	460 J	180 J	530 J	320 J	< 580 U	230 J	300 J	< 960 U
Antimony	7440-36-0	mg/kg	3.1	2	< 1.8 U	2.2 J+	< 1.2 U	-	< 1.4 U	2.7 J+	2.5 J+	< 1.5 U	2.0 J+	< 1.7 U	< 1.1 U	< 2.1 U	2.5 J+	< 1.8 U
Arsenic	7440-38-2	mg/kg	0.68	9.8	3.0	9.2	6.1	-	6.1	11	8.9	7.3	9.5	6.6	0.81	8.3	17	1.9
Barium	7440-39-3	mg/kg	1500	20	42	100	45	-	53	200	140	49	150	86	16	96	100	25
Beryllium	7440-41-7	mg/kg	16		0.32 J-	0.68 J-	0.54 J-	-	0.38 J-	1.0 J-	1.0 J-	0.53 J-	0.77 J-	0.65 J-	0.11 J-	0.63 J-	0.56 J-	0.31 J-
Cadmium	7440-43-9	mg/kg	0.71	1	0.53 J	1.3	0.73	-	0.69 J	2.8	4.5	2.0	1.8	1.3	< 0.53 U	1.6	1.5	0.16 J
Chromium, Total	7440-47-3	mg/kg	0.95	43.4	23	130 EB	73 EB	-	78	79 EB	100 EB	61 EB	66 EB	100 EB	7.0 EB	92 EB	230 EB	23 EB
Cobalt	7440-48-4	mg/kg	2.3	50	3.9	4.3	5.3	-	3.6	15	8.6	9.3	9.0	5.1	1.8	6.7	5.0	5.7
Copper	7440-50-8	mg/kg	310	31.6	23	110	73	-	93	89	120	71	69	110	6.1	94	250	21
Lead	7439-92-1	mg/kg	200	35.8	82 EB	370	140	-	160 EB	260	380	150	200	270	12	360	470	35
Manganese	7439-96-5	mg/kg	180	460	200 JEB	260 EB	100 EB	-	270 JEB	2400 JEB	690 JEB	390 JEB	910 EB	290 EB	43 EB	420 EB	140 EB	98 EB
Nickel	7440-02-0	mg/kg	140	22.7	5.4	14	5.5	-	5.5	18	20	15	14	11	2.4	14	9.9	6.8
Selenium	7782-49-2	mg/kg	39	11	< 4.5 U	1.5 J	< 3.0 U	-	< 3.6 U	1.7 J	2.0 J	< 3.7 U	< 4.8 U	1.4 J	< 2.7 U	< 5.1 U	< 5.2 U	< 4.5 U
Silver	7440-22-4	mg/kg	39	1	< 0.89 U	0.93	0.29 J	-	0.34 J	0.78 J+	1.0 J+	0.34 J+	0.96 J	0.76 J	< 0.53 U	0.85 J	0.96 J	< 0.90 U
Thallium	7440-28-0	mg/kg	0.078		< 0.89 U	< 0.85 U	< 0.59 U	-	< 0.72 U	< 0.82 U	< 1.1 U	< 0.73 U	< 0.97 UJ	< 0.87 UJ	< 0.53 UJ	< 1.0 UJ	< 1.0 UJ	< 0.90 UJ
Vanadium	7440-62-2	mg/kg	39		13	40	41	-	17	40	46	33	32	27	4.3	41	19	16
Zinc	7440-66-6	mg/kg	2300	121	120 EB	150	120	-	170 EB	390	400	180	290	230	14	250	350	46
Mercury	7439-97-6	mg/kg	2.3	0.18	0.22	1.9	0.94	-	1.1	0.78	1.2	0.43	0.76	0.70	0.13	0.86	2.1	0.41
TCL VOCs																		
1,1,1-Trichloroethane (TCA)	71-55-6	ug/kg	810000	70	< 7.9 UJ	< 7.8 U	< 6.7 U	-	< 7.6 U	< 8.5 U	< 11 U	< 7.0 U	< 9.9 U	< 10 U	< 6.0 U	< 9.9 U	< 1000 U	< 4.0 UJ
1,1,2,2-TETRACHLOROETHANE	79-34-5	ug/kg	600	250	< 7.9 U	< 7.8 U	< 6.7 U	-	< 7.6 U	< 8.5 U	< 11 U	< 7.0 U	< 9.9 U	< 10 U	< 6.0 U	< 9.9 U	< 11 U	< 4.0 U
1,1,2-TRICHLORO-1,2,2-TRIFLUOROETHANE	76-13-1	ug/kg	670000		< 7.9 UJ	< 7.8 U	< 6.7 U	-	< 7.6 U	< 8.5 U	< 11 U	< 7.0 U	< 9.9 U	< 10 U	< 6.0 U	< 9.9 U	< 1000 U	< 4.0 UJ
1,1,2-Trichloroethane	79-00-5	ug/kg	150	538	< 7.9 U	< 7.8 U	< 6.7 U	-	< 7.6 U	< 8.5 U	< 11 U	< 7.0 U	< 9.9 U	< 10 U	< 6.0 U	< 9.9 U	< 11 U	< 4.0 U
1,1-Dichloroethane	75-34-3	ug/kg	3600	20	< 7.9 U	< 7.8 U	< 6.7 U	-	< 7.6 U	< 8.5 U	< 11 U	< 7.0 U	< 9.9 U	< 10 U	< 6.0 U	< 9.9 U	< 11 U	< 4.0 U
1,1-Dichloroethene	75-35-4	ug/kg	480	100	< 7.9 UJ	< 7.8 U	< 6.7 U	-	< 7.6 U	< 8.5 U	< 11 U	< 7.0 U	< 9.9 U	< 10 U	< 6.0 U	< 9.9 U	< 11 U	< 4.0 U
1,2,3-Trichlorobenzene	87-61-6	ug/kg	6300	113	< 7.9 U	< 7.8 U	< 490 U	-	< 7.6 U	< 8.5 U	< 11 U	< 7.0 U	< 740 U	< 10 U	< 6.0 U	< 9.9 U	< 1000 U	< 4.0 UJ
1,2,3-TRICHLOROPROPANE	96-18-4	ug/kg	5.1		< 7.9 U	< 7.8 U	< 490 U	-	< 7.6 U	< 8.5 U	< 11 U	< 7.0 U	< 740 U	< 10 U	< 6.0 U	< 9.9 U	< 11 U	< 4.0 U
1,2,4-TRICHLOROBENZENE	120-82-1	ug/kg	5800	11	< 7.9 U	< 7.8 U	< 490 U	-	< 7.6 U	< 8.5 U	< 11 U	< 7.0 U	< 740 U	< 10 U	< 6.0 U	< 9.9 U	< 1000 U	< 4.0 UJ
1,2,4-Trimethylbenzene	95-63-6	ug/kg	30000	97	< 7.9 U	< 7.8 U	< 490 U	-	< 7.6 U	< 8.5 U	< 11 U	< 7.0 U	< 740 U	< 10 U	< 6.0 U	< 9.9 U	< 1000 U	< 4.0 U
1,2-Dibromo-3-Chloropropane	96-12-8	ug/kg	5.3		< 7.9 U	< 7.8 U	< 490 U	-	< 7.6 U	< 8.5 U	< 11 U	< 7.0 U	< 740 U	< 10 U	< 6.0 U	< 9.9 U	< 1000 U	< 4.0 U
1,2-Dibromoethane (Ethylene Dibromide)	106-93-4	ug/kg	36		< 7.9 UJ	< 7.8 U	< 6.7 U	-	< 7.6 U	< 8.5 U	< 11 U	< 7.0 U	< 9.9 U	< 10 U	< 6.0 U	< 9.9 U	< 1000 U	< 4.0 UJ
1,2-Dichlorobenzene	95-50-1	ug/kg	180000	95	< 7.9 U	< 7.8 U	< 490 U	-	< 7.6 U	< 8.5 U	< 11 U	< 7.0 U	< 740 U	< 10 U	< 6.0 U	< 9.9 U	< 1000 U	< 4.0 UJ
1,2-Dichloroethane	107-06-2	ug/kg	460	986	< 7.9 UJ	< 7.8 U	< 6.7 U	-	< 7.6 U	< 8.5 U	< 11 U	< 7.0 U	< 9.9 U	< 10 U	< 6.0 U	< 9.9 U	< 1000 U	< 4.0 UJ
1,2-DICHLOROPROPANE	78-87-5	ug/kg	1600	428	< 7.9 U	< 7.8 U	< 6.7 U	-	< 7.6 U	< 8.5 U	< 11 U	< 7.0 U	< 9.9 U	< 10 U	< 6.0 U	< 9.9 U	< 11 U	< 4.0 U
1,3,5-Trimethylbenzene (Mesitylene)	108-67-8	ug/kg	27000	164	< 7.9 U	< 7.8 U	< 490 U	-	< 7.6 U	< 8.5 U	< 11 U	< 7.0 U	< 740 U	< 10 U	< 6.0 U	< 9.9 U	< 1000 U	< 4.0 U

Table 28
Phase 2 Reach Sediment Analytical Results
Phase 2 Data Evaluation Summary Memorandum
Lower Neponset River
Boston and Milton, Massachusetts

					Location	24A-0071	24A-0072	24A-0072	24A-0072	24A-0073	24A-0074	24A-0074	24A-0074	24A-0075	24A-0075	24A-0075	24A-0076	24A-0076	24A-0076
					Sample Name	24A-0071-AS	24A-0072-AS	24A-0072-BS	24A-0072-CS	24A-0073-AS	24A-0074-AS	24A-0074-BS	24A-0074-CS	24A-0075-AS	24A-0075-BS	24A-0075-CS	24A-0076-AS	24A-0076-BS	24A-0076-CS
					Sample Date	10/23/2024	9/27/2024	9/27/2024	9/27/2024	10/23/2024	10/4/2024	10/4/2024	10/4/2024	9/23/2024	9/23/2024	9/23/2024	9/23/2024	9/23/2024	9/23/2024
					Sample Type	N	N	N	N	N	N	N	N	N	N	N	N	N	N
					Depth Interval	0 - 0.5 ft	0 - 0.5 ft	0.5 - 1.6 ft	1.6 - 2 ft	0 - 0.5 ft	0 - 0.5 ft	0.5 - 2 ft	2 - 2.8 ft	0 - 0.5 ft	0.5 - 2.9 ft	2.9 - 3.8 ft	0 - 0.5 ft	0.5 - 2.3 ft	2.3 - 3.3 ft
Analyte	Cas No.	Units	Human Health PAL	Ecological PAL														
1,3-DICHLOROBENZENE	541-73-1	ug/kg	2600	89	< 7.9 U	< 7.8 U	< 490 U	-	< 7.6 U	< 8.5 U	< 11 U	< 7.0 U	< 740 U	< 10 U	< 6.0 U	< 9.9 U	< 1000 U	< 4.0 UJ
1,4-DICHLOROBENZENE	106-46-7	ug/kg	2600	30	< 7.9 U	< 7.8 U	< 490 U	-	< 7.6 U	< 8.5 U	< 11 U	< 7.0 U	< 740 U	< 10 U	< 6.0 U	< 9.9 U	< 1000 U	< 4.0 UJ
2-HEXANONE	591-78-6	ug/kg	20000	45	< 16 U	< 16 U	< 13 U	-	< 15 U	< 17 U	< 22 U	< 14 U	< 20 U	< 21 U	< 12 U	< 20 U	< 22 U	< 8.0 U
ACETONE	67-64-1	ug/kg	7000000	65	15 JEB	< 16 U	< 13 U	-	32 EB	< 17 U	< 22 U	44 EB	< 20 U	20 JEB	< 12 U	< 20 U	77 EB	< 8.0 U
Benzene	71-43-2	ug/kg	1200	10	< 7.9 U	< 7.8 U	< 6.7 U	-	< 7.6 U	< 8.5 U	< 11 U	< 7.0 U	< 9.9 U	< 10 U	< 6.0 U	< 9.9 U	< 11 U	< 4.0 U
BROMOCHLOROMETHANE	74-97-5	ug/kg	15000		< 7.9 U	< 7.8 U	< 6.7 U	-	< 7.6 U	< 8.5 U	< 11 U	< 7.0 U	< 9.9 U	< 10 U	< 6.0 U	< 9.9 U	< 11 U	< 4.0 U
BROMODICHLOROMETHANE	75-27-4	ug/kg	290	210	< 7.9 U	< 7.8 U	< 6.7 U	-	< 7.6 U	< 8.5 U	< 11 U	< 7.0 U	< 9.9 U	< 10 U	< 6.0 U	< 9.9 U	< 11 U	< 4.0 U
BROMOFORM	75-25-2	ug/kg	19000	142	< 7.9 U	< 7.8 U	< 490 U	-	< 7.6 U	< 8.5 U	< 11 U	< 7.0 U	< 740 U	< 10 U	< 6.0 U	< 9.9 U	< 1000 U	< 4.0 U
BROMOMETHANE	74-83-9	ug/kg	680	6.5	< 7.9 U	< 7.8 U	< 6.7 U	-	< 7.6 U	< 8.5 U	< 11 U	< 7.0 U	< 9.9 U	< 10 U	< 6.0 U	< 9.9 U	< 11 U	< 4.0 U
CARBON DISULFIDE	75-15-0	ug/kg	77000	7.8	< 7.9 U	< 7.8 U	< 6.7 U	-	< 7.6 U	< 8.5 U	< 11 U	< 7.0 U	< 9.9 U	< 10 U	< 6.0 U	< 9.9 U	< 11 U	< 4.0 U
CARBON TETRACHLORIDE	56-23-5	ug/kg	650	57	< 7.9 UJ	< 7.8 U	< 6.7 U	-	< 7.6 U	< 8.5 U	< 11 U	< 7.0 U	< 9.9 U	< 10 U	< 6.0 U	< 9.9 U	< 1000 U	< 4.0 UJ
Chlorobenzene	108-90-7	ug/kg	28000	30	< 7.9 U	< 7.8 U	< 490 U	-	< 7.6 U	< 8.5 U	< 11 U	< 7.0 U	< 9.9 U	< 10 U	< 6.0 U	< 9.9 U	< 11 U	< 4.0 UJ
CHLOROETHANE	75-00-3	ug/kg	540000		< 7.9 U	< 7.8 U	< 6.7 U	-	< 7.6 U	< 8.5 U	< 11 U	< 7.0 U	< 9.9 U	< 10 U	< 6.0 U	< 9.9 U	< 11 U	< 4.0 U
Chloroform	67-66-3	ug/kg	320	87	< 7.9 U	< 7.8 U	< 6.7 U	-	< 7.6 U	< 8.5 U	< 11 U	< 7.0 U	< 9.9 U	< 10 U	< 6.0 U	< 9.9 U	< 11 U	< 4.0 U
CHLOROMETHANE	74-87-3	ug/kg	11000		< 7.9 U	< 7.8 U	< 6.7 U	-	< 7.6 U	< 8.5 UJ	< 11 UJ	< 7.0 UJ	< 9.9 U	< 10 U	< 6.0 U	< 9.9 U	< 11 U	< 4.0 U
CIS-1,2-DICHLOROETHYLENE	156-59-2	ug/kg	6300	432	< 7.9 UJ	< 7.8 U	< 6.7 U	-	< 7.6 U	< 8.5 U	< 11 U	< 7.0 U	< 9.9 U	< 10 U	< 6.0 U	< 9.9 U	< 11 U	< 4.0 U
cis-1,3-Dichloropropene	10061-01-5	ug/kg	1800		< 7.9 U	< 7.8 U	< 6.7 U	-	< 7.6 U	< 8.5 U	< 11 U	< 7.0 U	< 9.9 U	< 10 U	< 6.0 U	< 9.9 U	< 11 U	< 4.0 U
Cyclohexane	110-82-7	ug/kg	650000		< 7.9 U	< 7.8 U	< 6.7 U	-	< 7.6 U	< 8.5 U	< 11 U	< 7.0 U	< 9.9 U	< 10 U	< 6.0 U	< 9.9 U	< 11 U	< 4.0 U
DIBROMOCHLOROMETHANE	124-48-1	ug/kg	8300	198	< 7.9 U	< 7.8 U	< 6.7 U	-	< 7.6 U	< 8.5 U	< 11 U	< 7.0 U	< 9.9 U	< 10 U	< 6.0 U	< 9.9 U	< 11 U	< 4.0 U
Dichlorodifluoromethane	75-71-8	ug/kg	8700		< 7.9 U	< 7.8 U	< 6.7 U	-	< 7.6 U	< 8.5 U	< 11 U	< 7.0 U	< 9.9 U	< 10 U	< 6.0 U	< 9.9 U	< 11 U	< 4.0 U
Ethylbenzene	100-41-4	ug/kg	5800	290	< 7.9 U	< 7.8 U	< 6.7 U	-	< 7.6 U	< 8.5 U	< 11 U	< 7.0 U	< 9.9 U	< 10 U	< 6.0 U	< 9.9 U	< 11 U	< 4.0 U
Isopropylbenzene (Cumene)	98-82-8	ug/kg	190000	35	< 7.9 U	< 7.8 U	< 490 U	-	< 7.6 U	< 8.5 U	< 11 U	< 7.0 U	< 740 U	< 10 U	< 6.0 U	< 9.9 U	< 1000 U	< 4.0 U
m,p-Xylene	179601-23-1	ug/kg	55000		< 7.9 U	< 7.8 U	< 6.7 U	-	< 7.6 U	< 8.5 U	< 11 U	< 7.0 U	< 9.9 U	< 10 U	< 6.0 U	< 9.9 U	< 11 U	< 4.0 U
METHYL ACETATE	79-20-9	ug/kg	7800000		< 7.9 UJ	< 7.8 U	< 6.7 U	-	< 7.6 U	< 8.5 U	< 11 U	< 7.0 U	< 9.9 U	< 10 U	< 6.0 U	< 9.9 U	< 1000 U	< 4.0 UJ
Methyl Ethyl Ketone (2-Butanone)	78-93-3	ug/kg	2700000	7604	< 16 U	< 16 U	< 13 U	-	8.8 J	< 17 U	< 22 U	14	< 20 U	< 21 U	< 12 U	< 20 U	26	< 8.0 U
METHYL ISOBUTYL KETONE (4-METHYL-2-PENTANONE)	108-10-1	ug/kg	3300000	73	< 16 U	< 16 U	< 13 U	-	< 15 U	< 17 U	< 22 U	< 14 U	< 20 U	< 21 U	< 12 U	< 20 U	< 22 U	< 8.0 U
Methylcyclohexane	108-87-2	ug/kg	9800		< 7.9 U	< 7.8 U	< 6.7 U	-	< 7.6 U	< 8.5 U	< 11 U	< 7.0 U	< 9.9 U	< 10 U	< 6.0 U	< 9.9 U	< 11 U	< 4.0 U
Methylene Chloride	75-09-2	ug/kg	35000	18	< 7.9 UJ	< 7.8 U	< 6.7 U	-	< 7.6 U	< 8.5 U	< 11 U	< 7.0 U	< 9.9 U	< 10 U	< 6.0 U	< 9.9 U	< 1000 U	< 4.0 UJ
o-Xylene (1,2-Dimethylbenzene)	95-47-6	ug/kg	64000		< 7.9 U	< 7.8 U	< 6.7 U	-	< 7.6 U	< 8.5 U	< 11 U	< 7.0 U	< 9.9 U	< 10 U	< 6.0 U	< 9.9 U	< 11 U	< 4.0 U
Styrene	100-42-5	ug/kg	600000	126	< 7.9 U	< 7.8 U	< 6.7 U	-	< 7.6 U	< 8.5 U	< 11 U	< 7.0 U	< 9.9 U	< 10 U	< 6.0 U	< 9.9 U	< 11 U	< 4.0 U
TERT-BUTYL METHYL ETHER	1634-04-4	ug/kg	47000	304	< 7.9 UJ	< 7.8 U	< 6.7 U	-	< 7.6 U	< 8.5 U	< 11 U	< 7.0 U	< 9.9 U	< 10 U	< 6.0 U	< 9.9 U	< 1000 U	< 4.0 UJ
Tetrachloroethylene (PCE)	127-18-4	ug/kg	8100	2	< 7.9 U	< 7.8 U	< 6.7 U	-	< 7.6 U	< 8.5 U	< 11 U	< 7.0 U	< 9.9 U	< 10 U	< 6.0 U	< 9.9 U	< 11 U	< 4.0 U
Toluene	108-88-3	ug/kg	490000	10	< 7.9 U	< 7.8 U	< 6.7 U	-	< 7.6 U	< 8.5 U	< 11 U	< 7.0 U	< 9.9 U	< 10 U	< 6.0 U	< 9.9 U	< 11 U	< 4.0 U
Trans-1,2-Dichloroethylene	156-60-5	ug/kg	7000	389	< 7.9 UJ	< 7.8 U	< 6.7 U	-	< 7.6 U	< 8.5 U	< 11 U	< 7.0 U	< 9.9 U	< 10 U	< 6.0 U	< 9.9 U	< 11 U	< 4.0 U
Trans-1,3-Dichloropropene	10061-02-6	ug/kg	1800		< 7.9 U	< 7.8 U	< 6.7 U	-	< 7.6 U	< 8.5 U	< 11 U	< 7.0 U	< 9.9 U	< 10 U	< 6.0 U	< 9.9 U	< 11 U	< 4.0 U
Trichloroethylene (TCE)	79-01-6	ug/kg	410	78	< 7.9 U	< 7.8 U	< 6.7 U	-	< 7.6 U	< 8.5 U	< 11 U	< 7.0 U	< 9.9 U	< 10 U	< 6.0 U	< 9.9 U	< 11 U	< 4.0 U
Trichlorofluoromethane	75-69-4	ug/kg	2300000		< 7.9 UJ	< 7.8 U	< 6.7 U	-	< 7.6 U	< 8.5 U	< 11 U	< 7.0 U	< 9.9 U	< 10 U	< 6.0 U	< 9.9 U	< 1000 U	< 4.0 UJ
Vinyl Chloride	75-01-4	ug/kg	59	482	< 7.9 U	< 7.8 U	< 6.7 U	-	< 7.6 U	< 8.5 U	< 11 U	< 7.0 U	< 9.9 U	< 10 U	< 6.0 U	< 9.9 U	< 11 U	< 4.0 U
TCL SVOCs																		
1,2,4,5-TETRACHLOROBENZENE	95-94-3	ug/kg	230	187	< 270 U	< 280 U	< 240 U	-	< 260 U	< 300 U	< 380 U	< 250 U	< 350 U	< 350 U	< 200 U	< 350 U	< 410 U	< 200 U
1,4-Dioxane (P-Dioxane)	123-91-1	ug/kg	5300		< 110 U	< 110 U	< 94 U	-	< 100 U	< 120 U	< 150 U	< 97 U	< 140 U	< 140 U	< 78 U	< 140 U	< 160 U	< 77 U
1-Methylnaphthalene	90-12-0	ug/kg	18	141	< 270 U	< 280 U	< 240 U	-	< 260 U	< 300 U	< 380 U	< 250 U	< 350 U	< 350 U	< 200 U	< 350 U	< 410 U	< 200 U
2,3,4,6-TETRACHLOROPHENOL	58-90-2	ug/kg	190000	30	< 270 U	< 280 U	< 240 U	-	< 260 U	< 300 U	< 380 U	< 250 U	< 350 U	< 350 U	< 200 U	< 350 U	< 410 U	< 200 U
2,4,5-TRICHLOROPHENOL	95-95-4	ug/kg	630000	34	< 270 U	< 280 U	< 240 U	-	< 260 U	< 300 U	< 380 U	< 250 U	< 350 U	< 350 U	< 200 U	< 350 U	< 410 U	< 200 U
2,4,6-TRICHLOROPHENOL	88-06-2	ug/kg	6300		< 270 U	< 280 U	< 240 U	-	< 260 U	< 300 U	< 380 U	< 250 U	< 350 U	< 350 U	< 200 U	< 350 U	< 410 U	< 200 U
2,4-DICHLOROPHENOL	120-83-2	ug/kg	19000	57	< 270 U	< 280 U	< 240 U	-	< 260 U	< 300 U	< 380 U	< 250 U	< 350 U	< 350 U	< 200 U	< 350 U	< 410 U	< 200 U
2,4-DIMETHYLPHENOL	105-67-9	ug/kg	130000	39	< 270 U	< 280 U	< 240 U	-	< 260 U	< 300 U	< 380 U	< 250 U	< 350 U	< 350 U	< 200 U	< 350 U	< 410 U	< 200 U
2,4-DINITROPHENOL	51-28-5	ug/kg	13000	223	< 520 UJ	< 550 U	< 470 U	-	< 500 U	< 580 U	< 730 U	< 480 U	< 670 UJ	< 670 U	< 380 U	< 690 U	< 790 U	< 380 U
2,4-DINITROTOLUENE	121-14-2	ug/kg	1700	290	< 270 U	< 280 U	< 240 U	-	< 260 U	< 300 U	< 380 U	< 250 U	< 350 U	< 350 U	< 200 U	< 350 U	< 410 U	< 200 U
2,6-DINITROTOLUENE	606-20-2	ug/kg	360	296	< 270 U	< 280 U	< 240 U	-	< 260 U	< 300 U	< 380 U	< 250 U	< 350 U	< 350 U	< 200 U	< 350 U	< 410 U	< 200 U
2-CHLORONAPHTHALENE	91-58-7	ug/kg	480000		< 270 U	< 280 U	< 240 U	-	< 260 U	< 300 U	< 380 U	< 250 U	< 350 U	< 350 U	< 200 U	< 350 U	< 410 U	< 200 U
2-CHLOROPHENOL	95-57-8	ug/kg	39000	55	< 270 U	< 280 U	< 240 U	-	< 260 U	< 300 U	< 380 U	< 250 U	< 350 U	< 350 U	< 200 U	< 350 U	< 410 U	< 200 U
2-Methylnaphthalene	91-57-6	ug/kg	24000	20.2	< 270 U	< 280 U	< 240 U	-	< 260 U	79 J	< 380 U	< 250 U	< 350 U	< 350 U	< 200 U	< 350 U	< 410 U	< 200 U
2-METHYLPHENOL (O-CRESOL)	95-48-7	ug/kg	320000	119	< 520 U	< 550 U	< 470 U	-	< 500 U	< 580 U	< 730 U	< 480 U	< 670 U	< 670 U	< 380 U	< 690 U	< 790 U	< 380 U
2-NITROANILINE	88-74-4	ug/kg	63000		< 270 UJ	< 280 U	< 240 U	-	< 260 U	< 300 U	< 380 U	< 250 U	< 350 UJ	< 350 U	< 200 U	< 350 U	< 410 U	< 200 U
2-NITROPHENOL	88-75-5	ug/kg	1900000	168	< 270 U	< 280 U	< 240 U	-	< 260 U	< 300 U	< 380 U	< 250 U	< 350 U	< 350 U	< 200 U	< 350 U	< 410 U	< 200 U
3,3'-DICHLOROBENZIDINE	91-94-1	ug/kg	1200	31	< 520 U	< 550 U	< 470 U	-	< 500 U	< 580 U	< 730 U	< 480 U	< 670 U	< 670 U	< 380 U	< 690 U	< 790 U	< 380 U
3-NITROANILINE	99-09-2	ug/kg	25000		< 520 UJ	< 550 U	< 470 U	-	< 500 U	< 580 U	< 730 U	< 480 U	< 670 UJ	< 670 U	< 380 U	< 690 U	< 790 U	< 380 U
4,6-DINITRO-2-METHYLPHENOL	534-52-1	ug/kg	510	1477	< 520 UJ	< 550 U	< 470 U	-	< 500 U	< 580 U	< 730 U	< 480 U	< 670 UJ	< 670 U	< 380 U	< 690 U	< 790 U	< 380 U
4-BROMOPHENYL PHENYL ETHER	101-55-3	ug/kg		47	< 270 U	< 280 U	< 240 U	-	< 260 U	< 300 U	< 380 U	< 250 U	< 350 U	< 350 U	< 200 U	< 350 U	< 410 U	< 200 U
4-CHLORO-3-METHYLPHENOL	59-50-7	ug/kg	630000	5	< 270 U	< 280 U	< 240 U	-	< 260 U	< 300 U	< 380 U	< 250 U	< 350 U	< 350 U	< 200 U	< 350 U	< 410 U	< 200 U
4-CHLOROANILINE	106-47-8	ug/kg	2700	0.9	< 520 U	< 550 U	< 470 U	-	< 500 U	< 580 U	< 730 U	< 480 U	< 670 U	< 670 U	< 380 U	< 690 U	< 790 U	< 380 U
4-CHLOROPHENYL PHENYL ETHER	7005-72-3	ug/kg			< 270 U	< 280 U	< 240 U	-	< 260 U	< 300 U	< 380 U	< 250 U	< 350 U	< 350 U	< 200 U	< 350 U	< 410 U	< 200 U
4-METHYLPHENOL (P-CRESOL)	106-44-5	ug/kg	130000	93	< 520 U	< 550 U	< 470 U	-	< 500 U	< 580 U	< 730 U	< 480 U	< 670 U	< 670 U	< 380 U	< 690 U	< 790 U	< 380 U
4-Nitroaniline	100-01-6	ug/kg	25000		< 520 UJ	< 550 U	< 470 U	-	< 500 U	< 580 U	< 730 U	< 480 U	< 670 UJ	< 670 U	< 380 U	< 690 U	< 790 U	< 380 U
4-NITROPHENOL	100-02-7	ug/kg	1900000	153	< 520 UJ	< 550 U	< 470 U	-	< 500 U	< 580 U	< 730 U	< 480 U	< 670 UJ	< 670 U	< 380 U	< 690 U	< 790 U	< 380 U
Acenaphthene	83-32-9	ug/kg	360000	6.7	< 270 U	< 280 U	< 240 U	-	< 260 U	260 J	< 380 U	< 250 U	< 350 U	< 350 U	< 200 U	< 350 U	< 410 U	< 200 U
ACENAPHTHYLENE	208-96-8	ug/kg	360000	5.9	< 270 U	< 280 U	< 240 U	-	< 260 U	130 J	< 380 U	< 250 U	< 350 U	< 350 U	< 200 U	< 350 U	< 410 U	< 200 U
Acetophenone	98-86-2	ug/kg	780000		160 J	< 550 U	< 470 U	-	< 500 U	180 J	170 J	< 480 U	< 670 U	< 670 U	< 380 U	140 J	< 790 U	< 380 U
ANTHRACENE	120-12-7	ug/kg	1800000	57	< 270 U	71 J	< 240 U	-	< 260 U	480	< 380 U	< 250 U	< 350 U	< 350 U	< 200 U	70 J	< 410 U	< 200 U

Table 28
Phase 2 Reach Sediment Analytical Results
Phase 2 Data Evaluation Summary Memorandum
Lower Neponset River
Boston and Milton, Massachusetts

					Location	24A-0071	24A-0072	24A-0072	24A-0072	24A-0073	24A-0074	24A-0074	24A-0074	24A-0075	24A-0075	24A-0075	24A-0076	24A-0076	24A-0076
					Sample Name	24A-0071-AS	24A-0072-AS	24A-0072-BS	24A-0072-CS	24A-0073-AS	24A-0074-AS	24A-0074-BS	24A-0074-CS	24A-0075-AS	24A-0075-BS	24A-0075-CS	24A-0076-AS	24A-0076-BS	24A-0076-CS
					Sample Date	10/23/2024	9/27/2024	9/27/2024	9/27/2024	10/23/2024	10/4/2024	10/4/2024	10/4/2024	9/23/2024	9/23/2024	9/23/2024	9/23/2024	9/23/2024	9/23/2024
					Sample Type	N	N	N	N	N	N	N	N	N	N	N	N	N	N
					Depth Interval	0 - 0.5 ft	0 - 0.5 ft	0.5 - 1.6 ft	1.6 - 2 ft	0 - 0.5 ft	0 - 0.5 ft	0.5 - 2 ft	2 - 2.8 ft	0 - 0.5 ft	0.5 - 2.9 ft	2.9 - 3.8 ft	0 - 0.5 ft	0.5 - 2.3 ft	2.3 - 3.3 ft
Analyte	Cas No.	Units	Human Health PAL	Ecological PAL														
ATRAZINE	1912-24-9	ug/kg	2400	0.3	< 520 U	< 550 U	< 470 U	-	< 500 U	< 580 U	< 730 U	< 480 U	< 670 U	< 670 U	< 380 U	< 690 U	< 790 U	< 380 U
BENZALDEHYDE	100-52-7	ug/kg	170000	59	< 520 U	< 550 U	< 470 U	-	< 500 U	< 580 U	< 730 U	< 480 U	< 670 U	< 670 U	< 380 U	< 690 U	< 790 U	< 380 U
BENZO(A)ANTHRACENE	56-55-3	ug/kg	1100	108	76 J	250 J	< 240 U	-	< 260 U	1400	440	< 250 U	330 J	150 J	< 200 U	290 J	< 410 U	< 200 U
BENZO(A)PYRENE	50-32-8	ug/kg	110	150	< 270 U	180 J	< 240 U	-	< 260 U	560	170 J	< 250 U	150 J	140 J	< 200 U	130 J	< 410 U	< 200 U
Benzo(B)Fluoranthene	205-99-2	ug/kg	1100	190	120 J	370	71 J	-	< 260 U	2000	700	< 250 U	500	190 J	< 200 U	400	< 410 U	< 200 U
Benzo(G,H,I)Perylene	191-24-2	ug/kg	180000	170	< 270 U	< 280 U	< 240 U	-	< 260 U	69 J	< 380 U	< 250 U	< 350 U	< 350 U	< 200 U	< 350 U	< 410 U	< 200 U
Benzo(K)Fluoranthene	207-08-9	ug/kg	11000	240	< 270 U	140 J	< 240 U	-	< 260 U	670	260 J	< 250 U	200 J	< 350 U	< 200 U	170 J	< 410 U	< 200 U
BENZYL BUTYL PHTHALATE	85-68-7	ug/kg	290000	100	< 270 U	< 280 U	< 240 U	-	< 260 U	< 300 U	< 380 U	< 250 U	< 350 U	< 350 U	< 200 U	< 350 U	< 410 U	< 200 U
BIPHENYL (DIPHENYL)	92-52-4	ug/kg	4700	198	< 270 U	< 280 U	< 240 U	-	< 260 U	< 300 U	< 380 U	< 250 U	< 350 U	< 350 U	< 200 U	< 350 U	< 410 U	< 200 U
BIS(2-CHLOROETHOXY) METHANE	111-91-1	ug/kg	19000		< 270 U	< 280 U	< 240 U	-	< 260 U	< 300 U	< 380 U	< 250 U	< 350 U	< 350 U	< 200 U	< 350 U	< 410 U	< 200 U
BIS(2-CHLOROETHYL) ETHER (2-CHLOROETHYL ETHER)	111-44-4	ug/kg	230		< 520 U	< 550 U	< 470 U	-	< 500 U	< 580 U	< 730 U	< 480 U	< 670 U	< 670 U	< 380 U	< 690 U	< 790 U	< 380 U
BIS(2-CHLOROISOPROPYL) ETHER	108-60-1	ug/kg	310000		< 520 U	< 550 U	< 470 U	-	< 500 U	< 580 U	< 730 U	< 480 U	< 670 U	< 670 U	< 380 U	< 690 U	< 790 U	< 380 U
BIS(2-ETHYLHEXYL) PHTHALATE	117-81-7	ug/kg	39000	180	< 270 U	200 J	< 240 U	-	< 260 U	460	400	< 250 U	160 J	< 350 U	< 200 U	400	< 410 U	< 200 U
Caprolactam	105-60-2	ug/kg	3100000		< 520 U	< 550 U	< 470 U	-	< 500 U	< 580 U	< 730 U	< 480 U	< 670 U	< 670 U	< 380 U	< 690 U	< 790 U	< 380 U
CARBAZOLE	86-74-8	ug/kg	240000	69	< 520 U	< 550 U	< 470 U	-	< 500 U	130 J	< 730 U	< 480 U	< 670 U	< 670 U	< 380 U	< 690 U	< 790 U	< 380 U
CHRYSENE	218-01-9	ug/kg	110000	166	93 J	300	< 240 U	-	< 260 U	1700	540	< 250 U	410	180 J	< 200 U	340 J	< 410 U	< 200 U
DIBENZ(A,H)ANTHRACENE	53-70-3	ug/kg	110	33	< 270 U	< 280 U	< 240 U	-	< 260 U	250 J	85 J	< 250 U	< 350 U	< 350 U	< 200 U	< 350 U	< 410 U	< 200 U
Dibenzofuran	132-64-9	ug/kg	7800	510	< 270 U	< 280 U	< 240 U	-	< 260 U	89 J	< 380 U	< 250 U	< 350 U	< 350 U	< 200 U	< 350 U	< 410 U	< 200 U
Diethyl Phthalate	84-66-2	ug/kg	5100000	630	< 270 U	< 280 U	< 240 U	-	< 260 U	< 300 U	< 380 U	< 250 U	< 350 U	< 350 U	< 200 U	< 350 U	< 410 U	< 200 U
DIMETHYL PHTHALATE	131-11-3	ug/kg	5100000	678	< 270 U	< 280 U	< 240 U	-	< 260 U	< 300 U	< 380 U	< 250 U	< 350 U	< 350 U	< 200 U	< 350 U	< 410 U	< 200 U
Di-N-Butyl Phthalate	84-74-2	ug/kg	630000	11	< 270 U	< 280 U	< 240 U	-	< 260 U	< 300 U	< 380 U	< 250 U	< 350 U	< 350 U	< 200 U	< 350 U	< 410 U	< 200 U
DI-N-OCTYLPHTHALATE	117-84-0	ug/kg	63000	39	< 520 U	< 550 U	< 470 U	-	< 500 U	< 580 U	< 730 U	< 480 U	< 670 U	< 670 U	< 380 U	< 690 U	< 790 U	< 380 U
FLUORANTHENE	206-44-0	ug/kg	240000	423	190 J	600	93 J	-	< 260 U	3500	1200	< 250 U	850	400	< 200 U	710	130 J	< 200 U
FLUORENE	86-73-7	ug/kg	240000	77	< 270 U	< 280 U	< 240 U	-	< 260 U	250 J	< 380 U	< 250 U	< 350 U	< 350 U	< 200 U	< 350 U	< 410 U	< 200 U
HEXACHLOROBENZENE	118-74-1	ug/kg	78	20	< 270 U	< 280 U	< 240 U	-	< 260 U	< 300 U	< 380 U	< 250 U	< 350 U	< 350 U	< 200 U	< 350 U	< 410 U	< 200 U
Hexachlorobutadiene	87-68-3	ug/kg	1200		< 270 U	< 280 U	< 240 U	-	< 260 U	< 300 U	< 380 U	< 250 U	< 350 U	< 350 U	< 200 U	< 350 U	< 410 U	< 200 U
HEXACHLOROCYCLOPENTADIENE	77-47-4	ug/kg	180	6.5	< 520 U	< 550 U	< 470 U	-	< 500 U	< 580 U	< 730 U	< 480 U	< 670 U	< 670 U	< 380 U	< 690 UJ	< 790 U	< 380 U
HEXACHLOROETHANE	67-72-1	ug/kg	1800	27	< 270 U	< 280 U	< 240 U	-	< 260 U	< 300 U	< 380 U	< 250 U	< 350 U	< 350 U	< 200 U	< 350 U	< 410 U	< 200 U
INDENO(1,2,3-C,D)PYRENE	193-39-5	ug/kg	1100	200	< 270 U	130 J	< 240 U	-	< 260 U	460	150 J	< 250 U	130 J	< 350 U	< 200 U	110 J	< 410 U	< 200 U
ISOPHORONE	78-59-1	ug/kg	570000	876	< 270 U	< 280 U	< 240 U	-	< 260 U	< 300 U	< 380 U	< 250 U	< 350 U	< 350 U	< 200 U	< 350 U	< 410 U	< 200 U
Naphthalene	91-20-3	ug/kg	2000	176	< 270 U	< 280 U	< 240 U	-	< 260 U	110 J	< 380 U	< 250 U	< 350 U	< 350 U	< 200 U	< 350 U	< 410 U	< 200 U
NITROBENZENE	98-95-3	ug/kg	5100	407	< 270 U	< 280 U	< 240 U	-	< 260 U	< 300 U	< 380 U	< 250 U	< 350 U	< 350 U	< 200 U	< 350 U	< 410 U	< 200 U
N-NITROSODI-N-PROPYLAMINE	621-64-7	ug/kg	78		< 270 U	< 280 U	< 240 U	-	< 260 U	< 300 UJ	< 380 UJ	< 250 UJ	< 350 U	< 350 U	< 200 U	< 350 U	< 410 U	< 200 U
N-NITROSODIPHENYLAMINE	86-30-6	ug/kg	110000	110	< 270 U	< 280 U	< 240 U	-	< 260 U	< 300 U	< 380 U	< 250 U	< 350 U	< 350 U	< 200 U	< 350 U	< 410 U	< 200 U
PENTACHLOROPHENOL	87-86-5	ug/kg	1000	10	< 520 U	< 550 U	< 470 U	-	< 500 U	< 580 U	< 730 U	< 480 U	< 670 U	< 670 U	< 380 U	< 690 UJ	< 790 U	< 380 U
PHENANTHRENE	85-01-8	ug/kg	1800000	204	110 J	340	< 240 U	-	< 260 U	2400	510	< 250 U	380	310 J	< 200 U	360	< 410 U	< 200 U
PHENOL	108-95-2	ug/kg	1900000	175	75 J	< 550 U	< 470 U	-	< 500 U	83 J	92 J	< 480 U	< 670 U	< 670 U	< 380 U	< 690 U	< 790 U	< 380 U
PYRENE	129-00-0	ug/kg	180000	195	130 J	440	86 J	-	< 260 U	2200 J	560 J	< 250 UJ	460	350	< 200 U	400	120 J	< 200 U
TOTAL ORGANIC CARBON	TOC	mg/kg			60000	54000	34000	3300	36000	190000	85000	22000	89000	67000	2700	100000	87000	4600

Table 28
Phase 2 Reach Sediment Analytical Results
Phase 2 Data Evaluation Summary Memorandum
Lower Neponset River
Boston and Milton, Massachusetts

					Location	24A-0076	24A-0077	24A-0077	24A-0077	24A-0078	24A-0078	24A-0078	24A-0079	24A-0079	24A-0079	24A-0080	24A-0081	24A-0081	24A-0081
					Sample Name	24A-0076-AD	24A-0077-AS	24A-0077-BS	24A-0077-CS	24A-0078-AS	24A-0078-BS	24A-0078-CS	24A-0079-AS	24A-0079-BS	24A-0079-CS	24A-0080-AS	24A-0081-AS	24A-0081-BS	24A-0081-CS
					Sample Date	9/23/2024	9/16/2024	9/16/2024	9/16/2024	9/23/2024	9/23/2024	9/23/2024	9/23/2024	9/23/2024	9/23/2024	10/23/2024	10/3/2024	10/3/2024	10/3/2024
					Sample Type	FD	N	N	N	N	N	N	N	N	N	N	N	N	N
					Depth Interval	0 - 0.5 ft	0 - 0.5 ft	0.5 - 2.3 ft	2.3 - 3.5 ft	0 - 0.5 ft	0.5 - 3.3 ft	3.3 - 4.9 ft	0 - 0.5 ft	0.5 - 4.2 ft	4.2 - 4.9 ft	0 - 0.5 ft	0 - 0.5 ft	0.5 - 3 ft	3 - 4.2 ft
Analyte	Cas No.	Units	Human Health PAL	Ecological PAL															
Grain Size																			
%CLAY	%CLAY	%			0	0	0	0	0	0	0	0	0	3.1	0	0	2.0	0
%COARSE SAND >.5-1MM (USDA classification)	%COARSESAND	%			2.0	0.2	0.4	8.4	2.2	0.3	3.9	0.5	1.1	3.1	0	0	0	6.7
%FINE SAND >.125-.25 mm (USDA classification)	%FINE SAND	%			46.3	21.8	36.3	27.4	22.7	9.6	26.3	16.9	30.1	20.5	53.0	70.9	42.9	16.3
%MEDIUM SAND >.25-5 mm (USDA classification)	%MEDIUM SAND	%			5.2	7.8	3.1	13.0	7.5	6.8	4.8	13.6	2.4	3.4	3.1	17.6	12.7	43.7
Gravel	GRAVEL	%			1.2	0.2	0	10.5	0.3	0.6	12.5	0.2	0	8.8	0	0	0	33.3
Hydrometer, Reading 1, Percent Passing	HYD01	%			0	1.3	8.0	6.1	0	11.7	11.8	0	13.7	14.1	0	0	6.7	0
Hydrometer, Reading 2, Percent Passing	HYD02	%			0	0	4.7	3.6	0	7.2	4.9	0	1.7	9.7	0	0	2.0	0
Hydrometer, Reading 3, Percent Passing	HYD03	%			0	0	1.4	1.1	0	2.7	0	0	0	5.3	0	0	2.0	0
Hydrometer, Reading 4, Percent Passing	HYD04	%			0	0	0	0	0	0	0	0	0	4.2	0	0	2.0	0
Hydrometer, Reading 5, Percent Passing	HYD05	%			0	0	0	0	0	0	0	0	0	3.1	0	0	2.0	0
Hydrometer, Reading 6, Percent Passing	HYD06	%			0	0	0	0	0	0	0	0	0	0	0	0	2.0	0
Hydrometer, Reading 7, Percent Passing	HYD07	%			0	0	0	0	0	0	0	0	0	0	0	0	2.0	0
Sand	308075-07-2	%			53.5	29.8	39.8	48.8	32.4	16.7	35.0	31.0	33.6	27.0	56.1	88.5	55.6	66.7
SIEVE NO. 10, PERCENT PASSING (2.00 mm)	SIEVE10	%			96.8	99.6	99.6	81.1	97.5	99.1	83.6	99.3	98.9	88.1	100.0	100.0	100.0	60.0
SIEVE NO. 40, PERCENT PASSING (0.425 mm)	SIEVE40	%			91.6	91.8	96.5	68.1	90.0	92.3	78.8	85.7	96.5	84.7	96.9	82.4	87.3	16.3
SIEVE NO. 80, PERCENT PASSING	SIEVE80	%			72.2	82.7	82.0	54.1	81.5	86.4	69.2	77.2	83.9	76.8	82.5	25.0	60.2	0
SIEVE, NO. 20, PERCENT PASSING (0.85 mm)	SIEVE20	%			95.5	96.9	98.1	77.2	93.9	96.8	81.8	95.3	98.0	86.3	98.4	96.1	96.8	51.5
SIEVE, NO. 60, PERCENT PASSING	SIEVE60	%			85.3	87.3	87.8	61.0	85.9	88.5	75.5	80.6	92.5	82.2	92.9	46.9	74.0	2.0
Sieve-U.S. Std. No. 100 (0.15mm)	SIEVEUS100	%			69.0	80.7	79.4	52.9	80.5	85.1	68.3	76.2	81.9	76.3	70.7	18.9	59.0	0
Sieve-U.S. Std. No. 200 (0.075mm)	SIEVEUS200	%			45.3	70.0	60.2	40.7	67.3	82.7	52.5	68.8	66.4	64.2	43.9	11.5	44.4	0
Sieve-U.S. Std. No. 4 (4.75mm)	SIEVEUS4	%			98.8	99.8	100.0	89.5	99.7	99.4	87.5	99.8	100.0	91.2	100.0	100.0	100.0	66.7
Sieve-US Std. 0.375-inch (9.5 mm)	SIEVE0.375IN	%			99.8	100.0	100.0	94.2	100.0	100.0	91.3	100.0	100.0	93.8	100.0	100.0	100.0	75.2
Sieve-US Std. 0.75-inch (19 mm)	SIEVE0.75IN	%			100.0	100.0	100.0	100.0	100.0	100.0	100.0	100.0	100.0	100.0	100.0	100.0	100.0	100.0
Sieve-US Std. 1.5-inch (37.5 mm)	SIEVE1.5IN	%			100.0	100.0	100.0	100.0	100.0	100.0	100.0	100.0	100.0	100.0	100.0	100.0	100.0	100.0
SIEVE-US std. 1-inch (25 mm)	SIEVE1INCH	%			100.0	100.0	100.0	100.0	100.0	100.0	100.0	100.0	100.0	100.0	100.0	100.0	100.0	100.0
SIEVE-US std. 2-inch (50 mm)	SIEVE2INCH	%			100.0	100.0	100.0	100.0	100.0	100.0	100.0	100.0	100.0	100.0	100.0	100.0	100.0	100.0
SILT	445	%			45.3	70.0	60.2	40.7	67.3	82.7	52.5	68.8	66.4	61.1	43.9	11.5	42.4	0
PCDD/F																		
1,2,3,4,6,7,8-HpCDD	35822-46-9	pg/g	480	500	2240	2190 JEB	2670 JEB	791 JEB	2880 J	1660 J	1330 J	3440 J	2640 J	69.4 J	1250 J	697 J	181 J	24.7 J
1,2,3,4,6,7,8-HpCDF	67562-39-4	pg/g	480	50	977	1490 J	1100 J	419 J	1400	915	1070	1770	1260	37.3	828 J	369 J	65.1 J	12.5 J
1,2,3,4,7,8,9-HpCDF	55673-89-7	pg/g	480	50	45	43.5 J	37.9 J	11.3 J	55.4	26.7	19.9	61.3	41.9	1.14 J	26.7 J	12.7 J	2.04 J	0.378 JN
1,2,3,4,7,8-HxCDD	39227-28-6	pg/g	48	1	19.1	21.2 J	18.9 J	6.52 J	40.9	16.4	12.1	31.4	22.1	0.901 JN	14.4 J	6.73 J	1.53 J	0.603 J
1,2,3,4,7,8-HxCDF	70648-26-9	pg/g	48	5	74.1	96.2	69.7	15	81.3	39.9	30	112	68	1.57 J	44 J	20.6	3.53	0.664 JN
1,2,3,6,7,8-HxCDD	57653-85-7	pg/g	48	50	116	104 J	116 J	38.6 J	143	92.9	77	146	135	3.88 J	59.7 J	31.4 J	6.2 J	1.6 J
1,2,3,6,7,8-HxCDF	57117-44-9	pg/g	48	5	35.8	46.7 J	35.4 J	10.8 J	50.9	26	22.3	60.4	37.2	1.05 J	28.9 J	11.8 J	2.38 J	0.485 J
1,2,3,7,8,9-HxCDD	19408-74-3	pg/g	48	50	50.6	59.1 J	52.2 J	18.7 J	95.6	46.6	40.9	84.5	64.7	2.35 J	38.4 J	17.7 J	3.48 J	1.35 J
1,2,3,7,8,9-HxCDF	72918-21-9	pg/g	48	5	< 4.56 U	< 0.608 U	< 1.15 U	< 0.49 U	< 1.73 U	< 1.54 U	< 1.48 U	< 2.18 U	< 1.47 U	< 0.354 U	< 0.246 UJ	< 0.307 U	< 0.169 U	< 0.109 U
1,2,3,7,8-PeCDD	40321-76-4	pg/g	4.8	0.5	7.86 J	9.49 J	8.64 J	3.09 J	16.8 J	8.29 J	6.93 J	13.6 J	10.5 J	0.243 JN	6.34 J	2.76 J	0.664 J	0.302 J
1,2,3,7,8-PeCDF	57117-41-6	pg/g	160	10	12.8	10.6 J	12.1 J	2.81 J	10.5	7.34	6.46	13	24.3	0.399 JN	5.98 J	2.85 J	0.774 J	< 0.0917 UJ
2,3,4,6,7,8-HxCDF	60851-34-5	pg/g	48	5	41.6	41.1 J	38.6 J	11.5 J	52.2	29.9	24.4	52.9	42.8	1.1 JN	28.2 J	13.2 J	2.54 J	0.556 J
2,3,4,7,8-PeCDF	57117-31-4	pg/g	16	1	71.5 J	41.1 J	64.6 J	17.8 J	40.8	47.4	35.2	49.5	88.3	1.71 JN	22.7 J	16.2 J	3.67 J	0.651 J
2,3,7,8-TCDD	1746-01-6	pg/g	4.8	0.5	3.65 J	2.5 J	4.18 J	1.5 JN	3.9 J	4.74 J	4.89 J	3.24 JN	4.5 J	< 0.926 UJ	1.87 J	0.996 JN	0.211 JN	< 0.97 UJ
2,3,7,8-TCDF	51207-31-9	pg/g	48	10	34.8	16.8	26.7	9.35	16.7	22.9	19.9	20.3	100	1.33	9.24 J	6.56 J	1.88 J	0.312 J
OCDD	3268-87-9	pg/g	16000	5000	17300 EB	14400 JEB	23300 JEB	7130 JEB	19600 JEB	13600 EB	10400 EB	28600 JEB	24200 JEB	473 EB	9020 J	5120 JEB	1820 JEB	170 JEB
OCDF	39001-02-0	pg/g	16000	5000	1290	1460 J	1270 J	535 J	2020	917	863	2190	1420	32.6	952 J	488 J	68.8 J	14 J
Total HpCDD	RA_Total_HpCDD	pg/g			3870	3910	4950	1538	5150	3040	2430	7060	4840	121.8	2280	1232	323	43.5
Total HpCDF	RA_Total_HpCDF	pg/g			2190.4	2733.9	2399.5	970.95	2834.5	1984.9	2199.52	3566.6	2890.4	78.94	1573.1	780.28	136.51	25.278
Total HxCDD	RA_Total_HxCDD	pg/g	100		632.57	669.49	702.43	255.45	890	604.42	524.63	976.5	822.56	24.512	402.76	230.98	43.881	12.197
Total HxCDF	RA_Total_HxCDF	pg/g			887.44	995.46	882.96	306.43	1070.65	716.34	686.76	1240.49	1014.25	26.74	608.15	293.3	52.356	10.965
Total PeCDD	RA_Total_PeCDD	pg/g			90.32	88.95	92.01	33.426	113.69	95.72	72.56	114.2	100.33	0.966	50.965	27.589	6.949	1.662
Total PeCDF	RA_Total_PeCDF	pg/g			591.55	436.917	546.6	154.544	415.143	360.874	259.459	464.2	634.74	12.873	243.7	155.962	33.234	6.626
Total TCDD	RA_Total_TCDD	pg/g			28.33	33.155	40.031	14.955	41.4	45.81	37.23	41.45	42.367	1.267 U	15.962	10.426	8.105	1.235 U
Total TCDF	RA_Total_TCDF	pg/g			643.29	301.28	546.94	131.088	290.79	366.96	216.705	348.91	734.13	10.429	166.59	116.411	37.893	5.219
Total PCDD/F TEQ (Bird)	RA-TEQ-B-DF	pg/g			155.734	116.471	143.531	44.1935	130.321	112.5817	94.0563	146.782	247.676	4.51811	66.8092	38.8563	8.87518	1.78853
Total PCDD/F TEQ (Fish)	RA-TEQ-F-DF	pg/g			90.325	83.652	89.068	27.5215	103.332	69.9457	58.9923	108.622	111.433	2.57361	49.4062	25.8173	5.59078	1.31648
Total PCDD/F TEQ (Mammal)	RA-TEQ-M-DF	pg/g			108.741	105.141	113.763	35.5738	131.155	85.3023	72.8117	144.78	136.304	3.21615	61.522	31.9699	7.20126	1.48528
PCB Congeners																		
PCB-001	2051-60-7	ng/g	230	14	18.1	266 J	40.1 J	12.9	25.5 J	727 J	71.5 J	32.2 J	5.74 J	1.77 J	34.3 J	75.6 J	36.6 J	2.46 J
PCB-002	2051-61-8	ng/g	230	14	0.777 J	1.31 EB	3.05 EB	3.42 EB	0.426	49.1 J	8.51	0.558	< 0.048 U	< 0.0446 U	0.958 J	1.47	0.524	< 0.0233 U
PCB-003	2051-62-9	ng/g	230	14	11.5	43.3 J	19.6 J	6.97 J	12	301 J	33.1	14.5	4.51	< 0.0459 U	11.6 J	25.5 J	7.26 J	0.423 J
PCB-004/010	PCB-4/10	ng/g	230	14	231 J	412 J	386 J	228 J	56 J	4010 J	562 J	160 J	113 J	7.67	90.3 J	204 J	84.5 J	7.87 J
PCB-005/008	PCB-5/8	ng/g	230	14	188 J	445 J	242 J	141 J	46.8 J	2100 J	436 J	143 J	85.6 J	7.55	59.5 J	151 J	51 J	4.66
PCB-006	25569-80-6	ng/g	230	14	31.3	51.7 J	185 J	200 J	8.71 J	1140 J	429 J	11.9 J	70.7 J	7.06 J	20.6 J	38.3 J	13.8	1.41
PCB-007/009	PCB-7/9	ng/g	230	14	5.88 J	7.24	15.6	12.1	1.74	106 J	24.8	2.4	6.34 J+	0.474	2.88 J	4.68 J	1.89	0.197
PCB-011	2050-67-1	ng/g	230	14	10.8 J	6.84 J	30.6 J	6.87 J	2.2 J	51.2 J	12.1 J	2.49 J	10.9 J	0.457 J	4.16 J	5.57	1.71	0.192
PCB-012/013	PCB-12/13	ng/g	230	14	47.3 J	14.9 J	155 J	31.4 J	5.88	188 J	39.3 J	6.31	31.3 J+	< 0.105 U	12.8 J	20.9 J	5.86	0.514
PCB-014	34883-41-5	ng/g	230	14	< 0.043 U	< 0.0217 U	< 0.0213 U	< 0.0212 U	< 0.0416 U	< 0.0437 U	< 0.0409 U	< 0.0421 U	< 0.0444 U	< 0.0413 U	< 0.0444 UJ	< 0.0216 U	< 0.0221 U	< 0.0216 U
PCB-015	2050-68-2	ng/g	230	14	619 J	139 J	1850 J	282 J	51.3 J	619 J	148 J	52.1 J	352 J	4.33	95.9 J	144 J	39.4 J	3.99
PCB-016/032	PCB-16/32	ng/g	230	14	1470 J	104 J	2860 J	530 J	25.8	2390 J	719 J	63.4 J	1630 J	19.8	123 J	180 J	71.9 J	7.38 J

Table 28
Phase 2 Reach Sediment Analytical Results
Phase 2 Data Evaluation Summary Memorandum
Lower Neponset River
Boston and Milton, Massachusetts

					Location	24A-0076	24A-0077	24A-0077	24A-0077	24A-0078	24A-0078	24A-0078	24A-0079	24A-0079	24A-0079	24A-0080	24A-0081	24A-0081	24A-0081
					Sample Name	24A-0076-AD	24A-0077-AS	24A-0077-BS	24A-0077-CS	24A-0078-AS	24A-0078-BS	24A-0078-CS	24A-0079-AS	24A-0079-BS	24A-0079-CS	24A-0080-AS	24A-0081-AS	24A-0081-BS	24A-0081-CS
					Sample Date	9/23/2024	9/16/2024	9/16/2024	9/16/2024	9/23/2024	9/23/2024	9/23/2024	9/23/2024	9/23/2024	9/23/2024	10/23/2024	10/3/2024	10/3/2024	10/3/2024
					Sample Type	FD	N	N	N	N	N	N	N	N	N	N	N	N	N
					Depth Interval	0 - 0.5 ft	0 - 0.5 ft	0.5 - 2.3 ft	2.3 - 3.5 ft	0 - 0.5 ft	0.5 - 3.3 ft	3.3 - 4.9 ft	0 - 0.5 ft	0.5 - 4.2 ft	4.2 - 4.9 ft	0 - 0.5 ft	0 - 0.5 ft	0.5 - 3 ft	3 - 4.2 ft
Analyte	Cas No.	Units	Human Health PAL	Ecological PAL														
PCB-017	37680-66-3	ng/g	230	14	1190 JEB	99.9 J	1540 J	333 J	19.6 EB	1310 JEB	443 JEB	33 EB	1070 JEB	11.8 EB	68.7 J	113 J	44.6 J	4.52 J
PCB-018	37680-65-2	ng/g	230	14	1070 JEB	24.8 J	1560 J	573 J	11 EB	2030 JEB	903 JEB	12.6 EB	1500 JEB	20.4 EB	62.7 J	91.8 J	35.5 J	3.92 J
PCB-019	38444-73-4	ng/g	230	14	432 J	57.6 J	1010 J	156 J	12.8	997 J	203 J	38.6 J	337 J	4.4	44.1 J	75.7 J	30.3 J	2.87 J
PCB-020/021/033	PCB-20/21/33	ng/g	230	14	275 J	7.43	278 J	81.5 J	5.77	166 J	169 J	5.28	463 J	7.41	19.2 J	25.6 J	21 J	1.46 J
PCB-022	38444-85-8	ng/g	230	14	314 J	8.35 J	771 J	164 J	4.65	402 J	229 J	4.61	516 J	7.13	31 J	36.4 J	14.6 J	1.5 J
PCB-023/034	PCB-23/34	ng/g	230	14	21.4 J	1.6	29.6 J	9.51	0.549 J	41.7 J	14.2 J	0.873 J	24.7 J	0.37 J	2.32 J	2.88 J	1.33 J	0.18 J
PCB-024/027	PCB-24/27	ng/g	230	14	195 J	37.6 J	473 J	63.9 J	8.46	432 J	84.7 J	19.4	212 J	2.32	29.3 J	41.3 J	15.8 J	1.78 J
PCB-025	55712-37-3	ng/g	230	14	300 J	27.5 J	957 J	328 J	9.42 J	727 J	415 J	15.6 J	688 J	9.24 J	58.5 J	69 J	23.5 J	2.43 J
PCB-026	38444-81-4	ng/g	230	14	594 J	39.3 J	1520 J	495 J	14.8	1640 J	681 J	20.5	1360 J	16.8	91.8 J	110 J	39.2 J	4.15 J
PCB-028	7012-37-5	ng/g	230	14	2850 J	81.7 J	2790 J	602 J	31.2	978 J	926 J	52 J	3190 J	35.7	162 J	200 J	67.7 J	6.74 J
PCB-029	15862-07-4	ng/g	230	14	0.609 J	< 0.0285 U	0.641	< 0.0278 U	< 0.0545 U	< 0.0572 U	< 0.0536 U	< 0.0552 U	< 0.0582 U	< 0.054 U	< 0.0582 UJ	< 0.0283 U	< 0.0289 U	< 0.0283 U
PCB-030	35693-92-6	ng/g	230	14	1.55	< 0.0284 U	1.68	0.203	< 0.0543 U	0.945	0.419	< 0.055 U	1.54	< 0.0538 U	< 0.058 UJ	0.123 J	< 0.0288 UJ	< 0.0282 UJ
PCB-031	16606-02-3	ng/g	230	14	1780 J	77.1 J	1930 J	684 J	29.3	2700 J	1030 J	36.6	1750 J	24.5	143 J	187 J	61.7 J	6.33 J
PCB-035	37680-69-6	ng/g	230	14	29.8 J	< 0.0266 UJ	14.5 J	2.76 J	< 0.051 U	10.4 J+	4.8 J+	< 0.0516 U	23.6 J+	< 0.0505 U	1.23 J	1.81 J	< 0.027 UJ	< 0.0264 UJ
PCB-036	38444-87-0	ng/g	230	14	< 0.0417 U	< 0.0211 U	< 0.0206 U	< 0.0205 U	< 0.0403 U	< 0.0423 U	< 0.0397 U	< 0.0408 U	< 0.043 U	< 0.04 U	< 0.0431 UJ	< 0.0209 U	< 0.0214 U	< 0.0209 U
PCB-037	38444-90-5	ng/g	230	14	531 J	16.4	627 J	106 J	10.9	203 J	138 J	11.5	422 J	6.15	32 J	41.7 J	11.2 J	1.66 J
PCB-038	53555-66-1	ng/g	230	14	< 0.0625 U	< 0.0316 U	< 0.0309 U	< 0.0308 U	< 0.0605 U	< 0.0635 U	< 0.0595 U	< 0.0612 U	< 0.0645 U	< 0.06 U	< 0.0646 UJ	< 0.0314 U	< 0.0321 U	< 0.0314 U
PCB-039	38444-88-1	ng/g	230	14	6.72 J	0.939 J	12.1 J	2.44 J	< 0.039 U	8.2	3.39	0.491	10.3	< 0.0387 U	0.999 J	1.14 J	0.462 J	< 0.0202 UJ
PCB-040	38444-93-8	ng/g	230	14	199 J	2.43	167 J	41.6 J	1.95	50.3 J	79.9 J	3.41	392 J	4.37	16.8 J	14.7 J	6.84 J	0.665 J
PCB-041/064	PCB-41/64	ng/g	230	14	740 J	47.7 J	697 J	153 J	22.1	166 J	247 J	49.5 J	1210 J	15.1	70.2 J	58.6 J	26.5 J	2.55 J
PCB-042	36559-22-5	ng/g	230	14	519 J	13.6 J	768 J	169 J	10.5	286 J	231 J	20.1	902 J	10.5	54.2 J	53.5 J	21.8 J	2.33 J
PCB-043/049	PCB-43/49	ng/g	230	14	1570 JEB	150 J	2690 J	615 J	90.5 JEB	1760 JEB	821 JEB	125 JEB	2750 JEB	31.1 EB	204 J	215 J	83.3 J	8.1 J
PCB-044	41464-39-5	ng/g	230	14	1220 JEB	23.4 J	1370 J	333 J	17.1 EB	413 JEB	538 JEB	40.4 JEB	2380 JEB	28.6 EB	118 J	106 J	46.9 J	4.61 J
PCB-045	70362-45-7	ng/g	230	14	249 J	5.3	175 J	34.4 J	3.35	50.6 J	80.6 J	7.14	468 J	5.57	19.1 J	15.8 J	7.42 J	0.73 J
PCB-046	41464-47-5	ng/g	230	14	102 J	1.71 J	163 J	42.3 J	1.13	81.3 J	57 J	2.23	168 J	2.19	8.78 J	10 J	4.23 J	0.555 J
PCB-047/048/075	PCB-47/48/75	ng/g	230	14	1240 J	173 J	1450 J	278 J	113 J	935 J	382 J	183 J	1390 J	16.1	141 J	150 J	52.9 J	5.5 J
PCB-050	62796-65-0	ng/g	230	14	11.3 J	0.778	15	2.83	0.541 J	12 J	3.94 J	0.871 J	11.7 J	< 0.0529 UJ	1.36 J	1.48 J	0.564 J	< 0.0277 UJ
PCB-051	68194-04-7	ng/g	230	14	183 J	11.7 J	308 J	60.1 J	4.53	306 J	80 J	9.17	190 J	2.2	21.4 J	27.6 J	10.3 J	1.07 J
PCB-052/073	PCB-52/73	ng/g	230	14	1500 J	81.6 J	2500 J	607 J	54.7 J	1650 J	851 J	147 J	2970 J	34.9	188 J	190 J	77.4 J	7.59 J
PCB-053	41464-41-9	ng/g	230	14	303 J	18.3 J	693 J	152 J	9.39	605 J	201 J	25	533 J	5.95	43.7 J	53 J	21 J	2.1 J
PCB-054	15968-05-5	ng/g	230	14	15.8 J	1.27 J	27.8 J	5.38 J	0.591	34	6.98	1.38	11.4	< 0.0444 U	2.21 J	2.91 J	1.08 J	0.126 J
PCB-055	74338-24-2	ng/g	230	14	8.85 J	< 0.0388 UJ	5.45 J	1.29 J	< 0.0743 U	2.35	3.11	< 0.0752 U	15.9	< 0.0736 U	0.764 J	0.705	0.315	< 0.0385 U
PCB-056/060	PCB-56/60	ng/g	230	14	696 J	21.2 J	273 J	45.5 J	14.8	65.4 J	101 J	16.8	519 J	7.43	34.8 J	31.7 J	14.1 J	1.42 J
PCB-057	70424-67-8	ng/g	230	14	15.4 J	1.68	25.7 J	5.98	1.22 J	15.3 J	8.15 J	1.45 J	35.5 J	0.356 J	2.78 J	2.62 J	1.23 J	0.152 J
PCB-058	41464-49-7	ng/g	230	14	5.07 J	0.488 J	4.57 J	1.47 J	< 0.05 U	2.15	2.33	0.665	7.14	< 0.0496 U	0.725 J	0.503 J	0.217 J	< 0.0259 UJ
PCB-059	74472-33-6	ng/g	230	14	105 J	2.32	63.1 J	15.8	1.6	20.1	28.2	3.53	162 J	1.79	9.74 J	7.31 J	3.49 J	0.233 J
PCB-061/074	PCB-61/74	ng/g	230	14	749 J	25 J	576 J	137 J	12.9	211 J	243 J	17	792 J	10.4	48.1 J	51.3 J	21.9 J	1.96 J
PCB-062	54230-22-7	ng/g	230	14	< 0.0467 U	< 0.0236 U	< 0.0231 U	< 0.023 U	< 0.0452 U	< 0.0474 U	< 0.0444 U	< 0.0457 U	< 0.0482 U	< 0.0448 U	< 0.0482 UJ	< 0.0234 U	< 0.024 U	< 0.0234 U
PCB-063	74472-34-7	ng/g	230	14	91.2 J	10.4	105 J	24.4 J	3.87	69.8 J	34.8	6.05	121 J	1.49	10.6 J	11.1 J	4.31 J	0.428 J
PCB-065	33284-54-7	ng/g	230	14	< 0.0652 UJ	< 0.0329 U	0.691	< 0.0321 U	< 0.0631 U	< 0.0662 U	< 0.0621 U	< 0.0638 U	< 0.0673 U	< 0.0625 U	< 0.0674 UJ	< 0.0327 U	< 0.0335 U	< 0.0327 U
PCB-066/080	PCB-66/80	ng/g	230	14	1600 J	64.3 J	809 J	168 J	43.1 J	321 J	313 J	49.7 J	1140 J	16.5	81.9 J	83 J	32.8 J	3.33 J
PCB-067	73575-53-8	ng/g	230	14	49.8 J	1.14	32.2 J	8.03	0.731	11.4	15	0.96	59.7 J	0.834	3.41 J	3.3 J	1.41 J	0.121 J
PCB-068	73575-52-7	ng/g	230	14	20 J	8.56	20.8 J	6.81	5.06	24.2	10.8	7.44	48.5 J	< 0.0662 U	3.54 J	3.4	1.11	< 0.0347 U
PCB-069	60233-24-1	ng/g	230	14	4.59 J	< 0.0261 UJ	6.11 J	1.03 J	< 0.05 U	4.79	1.36	< 0.0506 U	5.1	< 0.0496 U	< 0.0534 UJ	< 0.0259 UJ	< 0.0265 U	< 0.0259 U
PCB-070	32598-11-1	ng/g	230	14	1250 J	63.7 J	629 J	108 J	37.4 J	168 J	232 J	58.3 J	1050 J	16.2	71.5 J	69.8 J	28.3 J	2.92 J
PCB-071	41464-46-4	ng/g	230	14	614 J	15 J	680 J	172 J	8.41	418 J	228 J	20.3	715 J	8.98	51.9 J	54.8 J	21.8 J	2.23 J
PCB-072	41464-42-0	ng/g	230	14	19.4 J	8.71 J	32.7 J	7.57 J	4.64	26.8	9.69	7.62	31.8	0.506	4.56 J	4.11 J	1.38 J	0.129 J
PCB-076	70362-48-0	ng/g	230	14	< 0.0764 U	< 0.0386 U	< 0.0378 U	< 0.0376 U	< 0.0739 U	< 0.0776 U	< 0.0727 U	< 0.0748 U	< 0.0789 U	< 0.0733 U	< 0.0789 UJ	< 0.0383 U	< 0.0392 U	< 0.0383 U
PCB-077	32598-13-3	ng/g	38	14	202 J	13.5 J+	119 J	22 J	8.55 J+	38.9 J+	30.2 J+	14.3 J+	124 J	2.17 J+	11.7 J	13.2 J	4.79 J	0.511 J
PCB-078	70362-49-1	ng/g	230	14	< 0.0795 U	< 0.0402 U	2.84	< 0.0392 U	< 0.0769 U	1.95	3.19	< 0.0778 U	< 0.0821 U	< 0.0762 U	< 0.0821 UJ	< 0.0399 U	< 0.0408 U	< 0.0399 U
PCB-079	41464-48-6	ng/g	230	14	1.17 J	< 0.0225 U	< 0.022 U	< 0.022 U	< 0.0431 U	< 0.0453 U	< 0.0424 U	< 0.0436 U	< 0.046 U	< 0.0427 U	< 0.046 UJ	< 0.0224 U	< 0.0229 U	< 0.0224 U
PCB-081	70362-50-4	ng/g	12	14	11.1 J	1.42 J+	7.18 J+	2.39 J+	0.852 J+	5.09 J+	5.37 J+	1.93 J+	22.3 J+	< 0.0677 U	1.29 J	1.05 J+	0.375 J+	< 0.0354 U
PCB-082	52663-62-4	ng/g	230	14	91.9 J	6.6	76.6 J	16.4	6.05	24	29.6	9.75	140 J	2.17	8.6 J	7.35 J	3.47 J	0.304 J
PCB-083/109	PCB-83/109	ng/g	230	14	41.2 J	4.91 J	45.7 J	9.49 J	4.39	14.7	13.4	7.55	65.5 J	1.06	5.88 J	4.73 J	1.79 J	0.218 J
PCB-084	52663-60-2	ng/g	230	14	159 J	10.1	179 J	40.6 J	11.1	53.6 J	64.1 J	20.1	306 J	3.81	22.4 J	16.7 J	6.95 J	0.76 J
PCB-085/120	PCB-85/120	ng/g	230	14	168 J	33.1 J	125 J	30 J	20.4	42.8 J	51.1 J	30.8	222 J	3.38	19.8 J	15.3 J	6.38 J	0.685 J
PCB-086/097	PCB-86/97	ng/g	230	14	210 J	18.8	173 J	35.9 J	15.8	48.7 J	58.7 J	26.9	283 J	3.52	21.8 J	16.7 J	6.91 J	0.656 J
PCB-087/115/116	PCB-87/115/116	ng/g	230	14	295 J	47.5 J	242 J	44.4 J	29.6	88.5 J	82 J	47.4 J	402 J	4.78	34.2 J	26.8 J	10.8 J	1.14 J
PCB-088/121	PCB-88/121	ng/g	230	14	3.46 J	0.389	2.46	< 0.0758 U	< 0.149 U	0.961	0.964	< 0.151 U	4.38	< 0.148 U	< 0.159 UJ	0.379 J	< 0.079 UJ	< 0.0773 UJ
PCB-089/090/101	PCB-89/90/101	ng/g	230	14	546 J	98.8 J	473 J	88.8 J	63.4 J	160 J	145 J	103 J	685 J	8.87	69.7 J	51.6 J	19 J	2.08 J
PCB-091	68194-05-8	ng/g	230	14	146 J	37.2 J	187 J	37.6 J	22.3	73.3 J	52 J	35.5	232 J	2.92	23.5 J	19.8 J	7.22 J	0.811 J
PCB-092	52663-61-3	ng/g	230	14	109 J	33.3 J	144 J	28 J	20.1	69.9 J	37.4 J	34.6	163 J	2.13	19.5 J	15.9 J	5.52 J	0.629 J
PCB-093/095	PCB-93/95	ng/g	230	14	396 J	54.9 J	418 J	88 J	46.1 J	121 J	142 J	85.8 J	730 J	8.92	64.6 J	45.3 J	18.1 J	2 J
PCB-094	73575-55-0	ng/g	230	14	11 J	2.41 J	15.1 J	2.88 J	1.76	7.96	3.76	2.84	14.4	< 0.044 U	2.06 J	1.91 J	0.73 J	< 0.023 UJ
PCB-096	73575-54-9	ng/g	230	14	11.6 J	0.945 J	12.3 J	3.46 J	0.865 J	4.45 J	5.3 J	1.53 J	22.7 J	0.329 J	1.88 J	1.44 J	0.631 J	< 0.0296 UJ
PCB-098/102	PCB-98/102	ng/g	230	14	55.4 J	4.7 J	61.8 J	12.8 J	4.01	22.3	18.7	7.66	81.6 J	0.967	6.91 J	6.02 J	2.46 J	0.269 J
PCB-099	38380-01-7	ng/g	230	14	400 J	77.3 J	343 J	65.2 J	46.1 J	107 J	95.8 J	70.7 J	439 J	5.65	42.2 J	34.4 J	12.9 J	1.43 J
PCB-100	39485-83-1	ng/g	230	14	8.56 J	4.32 J	10.9 J	2.07 J	2.44	12.3	2.81	3.25	7	< 0.054 U	2.26 J	2.42 J	0.618 J	< 0.0283 UJ
PCB-103	60145-21-3	ng/g	230	14	8.13 J	3.43 J	14.3 J	2.9 J	2.22 J	11.7 J	3.69 J	2.82 J	11.8 J	< 0.0546 UJ	2.06 J	1.88 J	0.595 J	< 0.0286 UJ
PCB-104	56558-16-8	ng/g	230	14	0.612	< 0.022 UJ	0.614 J	0.179 J	0.149 J	1.32	0.294	< 0.0427 U	0.384	< 0.0418 U	< 0.045 UJ	0.174 J	< 0.0224 UJ	< 0.0219 UJ

Table 28
Phase 2 Reach Sediment Analytical Results
Phase 2 Data Evaluation Summary Memorandum
Lower Neponset River
Boston and Milton, Massachusetts

					Location	24A-0076	24A-0077	24A-0077	24A-0077	24A-0078	24A-0078	24A-0078	24A-0079	24A-0079	24A-0079	24A-0080	24A-0081	24A-0081	24A-0081
					Sample Name	24A-0076-AD	24A-0077-AS	24A-0077-BS	24A-0077-CS	24A-0078-AS	24A-0078-BS	24A-0078-CS	24A-0079-AS	24A-0079-BS	24A-0079-CS	24A-0080-AS	24A-0081-AS	24A-0081-BS	24A-0081-CS
					Sample Date	9/23/2024	9/16/2024	9/16/2024	9/16/2024	9/23/2024	9/23/2024	9/23/2024	9/23/2024	9/23/2024	9/23/2024	10/23/2024	10/3/2024	10/3/2024	10/3/2024
					Sample Type	FD	N	N	N	N	N	N	N	N	N	N	N	N	N
					Depth Interval	0 - 0.5 ft	0 - 0.5 ft	0.5 - 2.3 ft	2.3 - 3.5 ft	0 - 0.5 ft	0.5 - 3.3 ft	3.3 - 4.9 ft	0 - 0.5 ft	0.5 - 4.2 ft	4.2 - 4.9 ft	0 - 0.5 ft	0 - 0.5 ft	0.5 - 3 ft	3 - 4.2 ft
Analyte	Cas No.	Units	Human Health PAL	Ecological PAL														
PCB-105/127	PCB-105/127	ng/g	120	14	322 J	34.8 J	173 J	31.6 J	21.2	50.8 J	59.4 J	28.3	292 J	3.76	< 0.0708 UJ	19.5 J	8.43 J	0.788 J
PCB-106/118	PCB-106/118	ng/g	120	14	667 J	104 J	451 J	87.9 J	61.8 J	135 J	139 J	94.3 J	691 J	8.3	64.2 J	50.3 J	19 J	2.14 J
PCB-107/108	PCB-107/108	ng/g	230	14	60 J	11.5 J	43.5 J	9.02 J	5.6	14.5	13.4	8.77	66 J	0.78	6.06 J	4.94 J	1.83 J	< 0.062 UJ
PCB-110	38380-03-9	ng/g	230	14	653 JEB	167 J	736 J	161 J	107 JEB	214 JEB	225 JEB	172 JEB	1180 JEB	14.1 EB	111 J	80.3 J	31 J	3.51 J
PCB-111/117	PCB-111/117	ng/g	230	14	< 0.278 U	< 0.14 U	< 0.137 U	< 0.137 U	< 0.269 U	< 0.282 U	< 0.264 U	< 0.272 U	< 0.287 U	< 0.266 U	< 0.287 UJ	< 0.139 U	< 0.143 U	< 0.139 U
PCB-112	74472-36-9	ng/g	230	14	3.49 J	0.686	3.56	0.698	0.483	1.43	0.84	0.723	< 0.058 U	< 0.0538 U	0.582 J	0.588 J	0.18 J	< 0.0282 UJ
PCB-113	68194-10-5	ng/g	230	14	2.87 J	1.54 J	4.75 J	0.909 J	0.793	1.2	1.36	1.42	6.86	< 0.0446 U	< 0.048 UJ	0.564 J	< 0.0239 UJ	< 0.0233 UJ
PCB-114	74472-37-0	ng/g	120	14	24.8 J	2.15	13.4	2.64	1.1	3.57	4.3	2.34	24.5	< 0.0694 U	1.93 J	1.49	0.724	< 0.0363 U
PCB-119	56558-17-9	ng/g	230	14	28.8 J	10.5 J	32.6 J	6.96 J	5.46	20.7	9.45	8.36	36.4	< 0.0535 U	4.7 J	4.25 J	1.45 J	0.178 J
PCB-122	76842-07-4	ng/g	230	14	12.3 J	1.47 J	5.92 J	1.22 J	1.15	1.68	1.9	1.34	9.74	< 0.0766 U	1.29 J	0.603 J	0.264 J	< 0.0401 UJ
PCB-123	65510-44-3	ng/g	120	14	21.6 J	4.55 J+	14.4 J+	2.33 J+	2.86 J+	5.29 J+	3.88 J+	4.17 J+	20.7 J+	< 0.0594 U	2.47 J	1.71 J+	0.725 J+	< 0.0311 U
PCB-124	70424-70-3	ng/g	230	14	25.8 J	4.45	14.1	2.06	2.66	3.69	3.48	3.78	21.2	< 0.0333 U	2.13 J	1.66 J	0.652 J	< 0.0174 UJ
PCB-125	74472-39-2	ng/g	230	14	8.87 J	0.67 J	3.34 J	1.02 J	0.456	2.41	1.38	1.01	7.5	< 0.0407 U	0.426 J	0.589 J	0.268 J	< 0.0213 UJ
PCB-126	57465-28-8	ng/g	0.036	14	5.24 J	1.77 J+	< 0.0246 U	< 0.0245 U	< 0.0482 U	< 0.0505 U	< 0.0474 U	1.26 J+	< 0.0514 U	< 0.0477 U	< 0.0514 UJ	< 0.025 UJ	< 0.0255 UJ	< 0.025 UJ
PCB-128	38380-07-3	ng/g	230	14	58.7 J	25.5 J	54 J	8.97	17.9	19.1	12.5	24.3	70.1 J	1.02	11.6 J	7.63	2.08	0.381
PCB-129	55215-18-4	ng/g	230	14	14.5 J	4.92 J	12.5 J	1.83 J	3.2 J	4.41 J	2.94 J	4.96 J	16.2 J	< 0.091 UJ	2.44 J	1.52	0.46	< 0.0476 U
PCB-130	52663-66-8	ng/g	230	14	19.8 J	8.43 J	19.7 J	3.63 J	5.52 J	7.83 J	4.53 J	8.17 J	23.9 J	0.433 J	4.35 J	2.7	0.745	< 0.0471 U
PCB-131/142	PCB-131/142	ng/g	230	14	4.51 J	1.3	3.82	0.611	1.31	1.62	1.12	1.59	5.95	< 0.0202 U	0.841 J	0.423	0.184	< 0.0106 U
PCB-132/168	PCB-132/168	ng/g	230	14	87.9 J	36.2 J	91.4 J	15.8 J	25.6	31	21	36.9	390 J	1.57	20 J	11.3	3.79	0.654
PCB-133	35694-04-3	ng/g	230	14	4.44 J	3.21 J	5.42 J	0.978 J	2.01	3.42	1.11	2.65	5.49	< 0.0964 U	1.36 J	0.99	0.239	< 0.0504 U
PCB-134	52704-70-8	ng/g	230	14	13.9 J	5.95 J	14.9 J	2.6 J	4.11 J	5.6 J	3.23 J	6.14 J	17.6 J	< 0.128 UJ	3.26 J	2.01	0.693	0.107
PCB-135/144	PCB-135/144	ng/g	230	14	36.8 J	16.4 J	40.9 J	7.23 J	11.2	15.2	10	16.2	51.5 J	0.657	8.49 J	5.54	1.69	0.235
PCB-136	38411-22-2	ng/g	230	14	27.3 J	10.5 J	30.9 J	5.66 J	7.99	10.7	7.79	11.4	40.9 J	0.59	6.31 J	3.99	1.27	0.191
PCB-137	35694-06-5	ng/g	230	14	21.5 J	8.1 J	17.4 J	2.79 J	5.6 J	6.26 J	3.71 J	7.42 J	21.9 J	< 0.122 UJ	3.84 J	2.55	0.735	< 0.0639 U
PCB-138/163/164	PCB-138/163/164	ng/g	230	14	288 J	151 J	273 J	44.2 J	89.1 J	105 J	59.7 J	133 J	330 J	4.69	65 J	41.3 J	11.1	1.84
PCB-139/149	PCB-139/149	ng/g	230	14	170 J	79.6 J	187 J	32.1 J	51.4 J	65.3 J	42.4 J	74.5 J	224 J	2.8	38.1 J	24.4 J	7.49	1.14
PCB-140	59291-64-4	ng/g	230	14	2.01 J	1.03	2.25	0.4	0.709	0.848	0.6	< 0.0604 U	2.44	< 0.0592 U	< 0.0638 UJ	0.322 J	< 0.0317 UJ	< 0.031 UJ
PCB-141	52712-04-6	ng/g	230	14	47.2 J	17.1	38.1 J	5.81	11.3	13	8.69	15.9	50.4 J	0.812	7.49 J	5.08	1.65	0.258
PCB-143	68194-15-0	ng/g	230	14	2.54	< 0.0314 U	1.33	< 0.0306 U	< 0.0601 U	0.576	0.562	< 0.0608 U	1.89	< 0.0596 U	< 0.0642 UJ	< 0.0312 UJ	< 0.0319 UJ	< 0.0312 UJ
PCB-145	74472-40-5	ng/g	230	14	0.366	< 0.0392 U	0.315	< 0.0382 U	< 0.075 U	0.138 J	< 0.0738 U	< 0.0759 U	0.434	< 0.0744 U	< 0.0801 UJ	< 0.0389 UJ	< 0.0398 UJ	< 0.0389 UJ
PCB-146	51908-16-8	ng/g	230	14	30.3 J	15.3 J	33.6 J	5.83 J	10 J	14 J	7.56 J	13.8 J	35 J	0.53 J	6.86 J	4.88	1.33	0.193
PCB-147	68194-13-8	ng/g	230	14	9.75 J	7.12 J	11.3 J	1.78 J	3.93	9.25	2.5	5.38	8.44	< 0.072 U	2.53 J	2.23	0.556	0.115
PCB-148	74472-41-6	ng/g	230	14	0.533	0.44	0.606	0.188	0.272	0.733	0.255	0.419	0.711	< 0.0642 U	< 0.0692 UJ	0.234	< 0.0343 U	< 0.0336 U
PCB-150	68194-08-1	ng/g	230	14	0.596	0.511 J	0.744 J	0.131 J	0.281	0.571	0.23	0.336	0.506	< 0.0736 U	0.228 J	0.151 J	< 0.0394 UJ	< 0.0385 UJ
PCB-151	52663-63-5	ng/g	230	14	40.2 J	21.1 J	46.2 J	8.24 J	12.6	18.8	10.9	18	52.3 J	0.745	9.36 J	6.48	1.99	0.267
PCB-152	68194-09-2	ng/g	230	14	1.08	0.475	1.12	0.194	0.315	0.732	0.314	0.426	0.93	< 0.0814 U	0.262 J	0.209	0.0746 J	< 0.0426 U
PCB-153	35065-27-1	ng/g	230	14	194 J	88 J	179 J	29.6 J	55.5 J	68.1 J	39.7 J	78.2 J	< 0.0444 U	2.91	39.8 J	25.9 J	7.13	1.01
PCB-154	60145-22-4	ng/g	230	14	4.24 J	3.24 J	5.57 J	1.02 J	1.83	3.69	1.24	2.69	4.64	< 0.047 U	1.34 J	1.1	0.292	< 0.0246 U
PCB-155	33979-03-2	ng/g	230	14	< 0.0413 U	< 0.0209 U	< 0.0204 U	< 0.0203 U	< 0.0399 U	0.0911 J	< 0.0393 U	< 0.0404 U	< 0.0426 U	< 0.0396 U	< 0.0427 UJ	< 0.0207 U	< 0.0212 U	< 0.0207 U
PCB-156	38380-08-4	ng/g	120	14	35 J	12.3 J	28.9 J	4.33 J	7.16 J	10.7 J	6.94 J	10.9 J	35.7 J	0.566 J	5.72 J	3.84	1.18	0.186
PCB-157	69782-90-7	ng/g	120	14	9.83 J	3.94 J	8.15 J	1.35 J	2.27 J+	3.64 J+	1.73 J+	3.53 J+	9.38 J+	< 0.055 U	1.75 J	1.19 J+	0.34 J+	< 0.0288 U
PCB-158/160	PCB-158/160	ng/g	230	14	31.4 J	11.9 J	27.2 J	3.87 J	8.07	9.61	5.64	11.5	252 J	0.576	5.65 J	3.77	1.12	0.226
PCB-159	39635-35-3	ng/g	230	14	1.78 J	0.894	1.36	< 0.0336 U	< 0.0659 U	< 0.0692 U	< 0.0648 U	0.654	< 0.0703 U	< 0.0653 U	< 0.0704 UJ	< 0.0342 UJ	< 0.0349 UJ	< 0.0342 UJ
PCB-161	74472-43-8	ng/g	230	14	< 0.0643 U	< 0.0325 U	< 0.0318 U	< 0.0317 U	< 0.0622 U	< 0.0652 U	< 0.0611 U	< 0.0629 U	< 0.0663 U	< 0.0616 U	< 0.0664 UJ	< 0.0322 U	< 0.033 U	< 0.0322 U
PCB-162	39635-34-2	ng/g	230	14	1.77	< 0.0332 U	1.81	< 0.0324 U	< 0.0636 U	< 0.0668 U	< 0.0626 U	0.545	< 0.0679 U	< 0.0631 U	< 0.068 UJ	< 0.033 UJ	< 0.0337 UJ	< 0.033 UJ
PCB-165	74472-46-1	ng/g	230	14	< 0.0921 UJ	< 0.0465 U	< 0.0455 U	< 0.0453 U	< 0.089 U	0.45	< 0.0876 U	< 0.0901 U	< 0.095 U	< 0.0883 U	< 0.0951 UJ	< 0.0462 U	< 0.0472 U	< 0.0462 U
PCB-166	41411-63-6	ng/g	230	14	1.43	0.655	1.21	< 0.0406 U	< 0.0797 U	< 0.0837 U	< 0.0784 U	0.501	< 0.085 U	< 0.079 U	< 0.0851 UJ	< 0.0413 U	< 0.0423 U	< 0.0413 U
PCB-167	52663-72-6	ng/g	120	14	13.7 J	6.07	11	1.52	3.67	4.3	2.52	4.69	15.1	< 0.054 U	2.61 J	1.69	0.473	< 0.0283 U
PCB-169	32774-16-6	ng/g	0.12	14	< 0.0498 U	< 0.0251 U	< 0.0246 U	< 0.0245 U	< 0.0482 U	< 0.0505 U	< 0.0474 U	< 0.0487 U	< 0.0514 U	< 0.0477 U	< 0.0514 UJ	< 0.025 U	< 0.0255 U	< 0.025 U
PCB-170/190	PCB-170/190	ng/g	230	14	57.8 J	26.1 J	58.1 J	9.9 J	14.8	26.3	13.5	21.1	60.8 J	0.903	11.2 J	9.71 J	2.24 J	0.345 J
PCB-171	52663-71-5	ng/g	230	14	14 J	6.49 J	14.3 J	2.43 J	3.94 J	6.83 J	3.51 J	5.29 J	15.3 J	< 0.062 UJ	3.02 J	2.37 J	0.603 J	0.102 J
PCB-172/192	PCB-172/192	ng/g	230	14	7.47 J	3.15 J	6.99 J	1.37 J	1.95	3.52	1.8	2.65	6.86	< 0.137 U	< 0.147 UJ	1.24	0.309	< 0.0716 U
PCB-173	68194-16-1	ng/g	230	14	1.12	0.62 J	1.09 J	0.208 J	0.442	0.564	0.397	0.606	1.38	< 0.0835 U	0.357 J	0.169	< 0.0446 U	< 0.0437 U
PCB-174	38411-25-5	ng/g	230	14	48.5 J	20.8 J	47.5 J	8.53 J	12.4	20.9	11.6	17.3	48.8 J	0.769	9.46 J	7.43	1.91	0.311
PCB-175	40186-70-7	ng/g	230	14	1.74	0.732 J	1.75 J	0.369 J	0.426	1.01	0.553	0.67	1.77	< 0.0596 U	0.483 J	0.312 J	0.111 J	< 0.0312 UJ
PCB-176	52663-65-7	ng/g	230	14	4.87 J	2.17 J	5.3 J	1.04 J	1.34	2.63	1.46	1.97	5.75	< 0.0642 U	1.01 J	0.843	0.235	< 0.0336 U
PCB-177	52663-70-4	ng/g	230	14	27.4 J	13.7 J	29.2 J	5.46 J	7.79 J	14.4 J	7.58 J	11.5 J	29.1 J	0.477 J	6.2 J	4.81	1.17	0.212
PCB-178	52663-67-9	ng/g	230	14	9.51 J	5.08 J	10.2 J	1.92 J	2.85	5.74	2.59	4.31	9.77	< 0.0785 U	2.36 J	1.86	0.427	< 0.041 U
PCB-179	52663-64-6	ng/g	230	14	15.5 J	7.91 J	17 J	3.34 J	4.61	8.28	4.54	6.49	17.6	0.332	3.22 J	2.64	0.673	0.122
PCB-180	35065-29-3	ng/g	230	14	106 J	43.9 J	98.9 J	17.7 J	25.3	48.3 J	25.1	36.1	106 J	1.71	19.1 J	17.2	3.83	0.632
PCB-181	74472-47-2	ng/g	230	14	< 0.0915 U	< 0.0462 U	< 0.0452 U	< 0.0451 U	< 0.0885 U	< 0.0929 U	< 0.087 U	< 0.0895 U	< 0.0944 U	< 0.0877 U	< 0.0945 UJ	< 0.0459 U	< 0.0469 U	< 0.0459 U
PCB-182/187	PCB-182/187	ng/g	230	14	53.3 J	25.6 J	55.3 J	10.1 J	15	27.7	13.8	21.1	53.9 J	0.877	12 J	9.48	2.19	0.326
PCB-183	52663-69-1	ng/g	230	14	23.9 J	9.91 J	23.1 J	4.12 J	5.84	11.4	6.02	8.25	23.6	0.383	4.77 J	4.02	0.991	0.161
PCB-184	74472-48-3	ng/g	230	14	< 0.0481 U	< 0.0243 U	< 0.0237 U	< 0.0237 U	< 0.0465 U	< 0.0488 U	< 0.0457 U	< 0.047 U	< 0.0496 U	< 0.0461 U	< 0.0496 UJ	< 0.0241 U	< 0.0246 U	< 0.0241 U
PCB-185	52712-05-7	ng/g	230	14	5.77 J	2.49	5.41	0.98	1.41	2.52	1.37	1.99	6.1	< 0.0675 U	1.25 J	0.909	0.228	< 0.0353 U
PCB-186	74472-49-4	ng/g	230	14	0.0863 J	< 0.0365 U	< 0.0357 U	< 0.0355 U	< 0.0698 U	< 0.0733 U	< 0.0687 U	< 0.0706 U	< 0.0745 U	< 0.0692 U	< 0.0745 UJ	< 0.0362 U	< 0.037 U	< 0.0362 U
PCB-188	74487-85-7	ng/g	230	14	0.1 J	0.102	0.0991	< 0.0259 U	< 0.0508 U	0.126 J	< 0.0499 U	< 0.0514 U	< 0.0542 U	< 0.0503 U	< 0.0542 UJ	< 0.0263 U	< 0.0269 U	< 0.0263 U
PCB-189	39635-31-9	ng/g	130	14	2.95 J	1.11	2.35	0.426	0.797 J+	1.7 J+	0.76 J+	0.996 J+	2.87 J+	< 0.0518 U	0.598 J	0.521 J+	< 0.0277 U	< 0.0271 U
PCB-191	74472-50-7	ng/g	230	14	2.17	0.741 J	1.8 J	0.357 J	0.493	1.05	0.526	0.831	2.2	< 0.128 U	0.397 J	0.344 J	< 0.0686 UJ	< 0.0671 UJ
PCB-193	69782-91-8	ng/g	230	14	5.32 J	2.16	4.5	0.779	1.36	2.65	1.01	1.94	4.99	< 0.173 U	0.991 J	0.839	0.236	< 0.0904 U

Table 28
Phase 2 Reach Sediment Analytical Results
Phase 2 Data Evaluation Summary Memorandum
Lower Neponset River
Boston and Milton, Massachusetts

					Location	24A-0076	24A-0077	24A-0077	24A-0077	24A-0078	24A-0078	24A-0078	24A-0079	24A-0079	24A-0079	24A-0080	24A-0081	24A-0081	24A-0081
					Sample Name	24A-0076-AD	24A-0077-AS	24A-0077-BS	24A-0077-CS	24A-0078-AS	24A-0078-BS	24A-0078-CS	24A-0079-AS	24A-0079-BS	24A-0079-CS	24A-0080-AS	24A-0081-AS	24A-0081-BS	24A-0081-CS
					Sample Date	9/23/2024	9/16/2024	9/16/2024	9/16/2024	9/23/2024	9/23/2024	9/23/2024	9/23/2024	9/23/2024	9/23/2024	10/23/2024	10/3/2024	10/3/2024	10/3/2024
					Sample Type	FD	N	N	N	N	N	N	N	N	N	N	N	N	N
					Depth Interval	0 - 0.5 ft	0 - 0.5 ft	0.5 - 2.3 ft	2.3 - 3.5 ft	0 - 0.5 ft	0.5 - 3.3 ft	3.3 - 4.9 ft	0 - 0.5 ft	0.5 - 4.2 ft	4.2 - 4.9 ft	0 - 0.5 ft	0 - 0.5 ft	0.5 - 3 ft	3 - 4.2 ft
Analyte	Cas No.	Units	Human Health PAL	Ecological PAL															
PCB-194	35694-08-7	ng/g	230	14	35.5 J	15 J	31.9 J	6.15 J	8.4	20	9.13	11.6	32.7	< 0.148 U	6.31 J	6.52	1.29	< 0.0774 U
PCB-195	52663-78-2	ng/g	230	14	11.9	5.36 J	11.1 J	2.25 J	2.95	6.65	3.27	3.92	11.7	< 0.141 U	2.13 J	2.23	0.524	< 0.0737 U
PCB-196/203	PCB-196/203	ng/g	230	14	37.1 J	15.3 J	33.7 J	6.31 J	9.36 J	19.1 J	9.33 J	12.1 J	34.3 J	< 0.124 UJ	6.39 J	6.65	1.14	0.244
PCB-197	33091-17-7	ng/g	230	14	1	0.653 J	1.03 J	0.221 J	0.303	0.657	0.38	0.415	0.888	< 0.0551 U	< 0.0594 UJ	0.231 J	< 0.0295 UJ	< 0.0289 UJ
PCB-198	68194-17-2	ng/g	230	14	1.62 J	1.02 J	1.67 J	0.521 J	0.874	1.25	0.773	1.18	2.32	< 0.0936 U	< 0.101 UJ	0.442	< 0.0501 U	< 0.049 U
PCB-199	52663-75-9	ng/g	230	14	31 J	13.3 J	28.5 J	5.34 J	8.02 J	16.3 J	7.36 J	10.9 J	28.5 J	< 0.086 UJ	5.71 J	5.56	1.15	0.246
PCB-200	52663-73-7	ng/g	230	14	3.54 J	1.42	3.33	0.655	0.947	2.08	1.05	1.36	3.56	< 0.0799 U	0.707 J	0.659 J	0.167 J	< 0.0418 UJ
PCB-201	40186-71-8	ng/g	230	14	3.24 J	1.4	2.91	0.495	0.811	1.86	0.844	1.3	2.79	< 0.0479 U	0.604 J	0.671	0.17	< 0.0251 U
PCB-202	2136-99-4	ng/g	230	14	5.14 J	2.27 J	4.78 J	0.948 J	1.45	2.75	1.39	1.93	4.46	< 0.06 U	0.975 J	0.993	0.216	< 0.0314 U
PCB-204	74472-52-9	ng/g	230	14	< 0.0967 U	< 0.0488 U	< 0.0478 U	< 0.0476 U	< 0.0935 U	< 0.0982 U	< 0.092 U	< 0.0946 U	< 0.0998 U	< 0.0927 U	< 0.0999 UJ	< 0.0485 U	< 0.0496 U	< 0.0485 U
PCB-205	74472-53-0	ng/g	230	14	1.63	0.943 J	1.72 J	0.286 J	< 0.0517 U	1.19	< 0.0509 U	0.368	1.46	< 0.0513 U	< 0.0552 UJ	0.303 J	< 0.0274 U	< 0.0268 U
PCB-206	40186-72-9	ng/g	230	14	15.2 J	8.41 J	14.5 J	3.01 J	5.8	8.27	4.35	7.58	13.3	< 0.0492 U	3.44 J	2.98	0.651	< 0.0258 U
PCB-207	52663-79-3	ng/g	230	14	1.73	0.978 J	1.52 J	0.272 J	0.572	1.01	0.477	0.845	1.44	< 0.065 U	0.41 J	0.381 J	< 0.0347 UJ	< 0.034 UJ
PCB-208	52663-77-1	ng/g	230	14	4.16 J	2.61 J	4.14 J	0.971 J	1.89	2.51	1.56	2.44	3.72	< 0.065 U	1.15 J	0.954	0.166	< 0.034 U
PCB-209	2051-24-3	ng/g	230	14	5.44	5.76 J	6.15 J	1.82 J	4.7	4.5	3.92	6.37	7.55	< 0.0427 U	2.64 J	1.63	0.317	< 0.0224 U
Total Decachlorobiphenyls	RA_Total_DECPCB	ng/g	230	14	5.44	5.76	6.15	1.82	4.7	4.5	3.92	6.37	7.55	< 0.0427 U	2.64	1.63	0.317	< 0.0224 U
Total Dichlorobiphenyls	RA_Total_DIPCB	ng/g	230	14	1133.28	1076.68	2864.2	901.37	172.63	8214.2	1651.2	378.2	669.84	27.541	286.14	568.45	198.16	18.833
Total Heptachlorobiphenyls	RA_Total_HEPPCB	ng/g	230	14	387.506	172.765	382.889	69.029	100.748	185.62	96.116	143.093	396.79	5.451	76.416	64.697	15.153	2.211
Total Hexachlorobiphenyls	RA_Total_HEXPCB	ng/g	230	14	1175.08	541.185	1150.71	190.662	342.847	434.669	259.411	494.701	1667.41	17.899	249.191	161.429	46.6116	6.803
Total Monochlorobiphenyls	RA_Total_MONPCB	ng/g	230	14	30.377	310.61	62.75	23.29	37.926	1077.1	113.11	47.258	10.25	1.77	46.858	102.57	44.384	2.883
Total Nonachlorobiphenyls	RA_Total_NONPCB	ng/g	230	14	21.09	11.998	20.16	4.253	8.262	11.79	6.387	10.865	18.46	< 0.0650 U	5	4.315	0.817	< 0.0340 U
Total Octachlorobiphenyls	RA_Total_OCTPCB	ng/g	230	14	131.67	56.666	120.64	23.176	33.115	71.837	33.527	45.073	122.678	< 0.148 U	22.826	24.259	4.657	0.49
Total Pentachlorobiphenyls	RA_Total_PENPCB	ng/g	230	14	4496.63	783.79	4019.34	816.036	507.346	1318.76	1270.01	817.973	6165.66	75.446	542.138	435.297	168.597	17.598
Total Tetrachlorobiphenyls	RA_Total_TETPCB	ng/g	230	14	13294.7	768.206	14416.1	3220.88	472.515	7755.43	4848.62	820.246	18225	223.236	1226.06	1236.49	497.761	49.36
Total Trichlorobiphenyls	RA_Total_TRICPB	ng/g	230	14	11061.1	584.219	16374.5	4131.31	184.249	14036.2	5963.51	314.454	13198.1	166.02	869.849	1177.45	438.792	44.92
Total PCB Congeners	RA_Tot_PCB_Cong	ng/g	120	14	31736.8	4311.88	39417.5	9381.83	1864.34	33110.2	14245.8	3078.23	40481.8	517.363	3327.12	3776.59	1415.25	143.098
Total PCB TEQ (Bird)	RA-TEQ-B-PCB	ng/g			11.7802155	1.0004763	6.6951325	1.34391376	0.51656427	2.4623339	2.0556986	1.03954856	8.4734547	0.1090156	0.71563878	0.76814421	0.27826938	0.0256688
Total PCB TEQ (Fish)	RA-TEQ-F-PCB	ng/g			0.0574344	0.0117546	0.019001	0.00405548	0.001785285	0.00751	0.00679765	0.00944113	0.02900625	0.00028013	0.00221139	0.002246205	0.00082086	0.00006667
Total PCB TEQ (Mammal)	RA-TEQ-M-PCB	ng/g			0.5804364	0.1838436	0.03512	0.00687988	0.00413631	0.011867	0.0111869	0.13248578	0.0518275	0.00059578	0.00393534	0.00404223	0.00151766	0.00014452
TAL Metals and Mercury																		
Aluminum	7429-90-5	mg/kg	7700	25000	8600	9700	9500	6700	5900	7600	6300	10000	9000	2900	6200 J	2500	3900	2100
Calcium	7440-70-2	mg/kg			2400	3200	2400	1000	1600	1300	770	4100	1700	990	3400 J	1600	1600	820
Iron	7439-89-6	mg/kg	5500	20000	20000	27000	24000	22000	15000	11000	8700	32000	12000	4600	17000 J	6500	5200	3000
Magnesium	7439-95-4	mg/kg			2200	2500	2300	1800	1700	1700	1200	2700	1900	1300	2400 J	690 J	1100	810
Potassium	7440-09-7	mg/kg			400 J	500 J	460 J	330 J	220 J	320 J	210 J	400 J	440 J	180 J	400 J	< 830 UJ	< 970 UJ	< 680 UJ
Sodium	7440-23-5	mg/kg			240 J	430 J	480 J	230 J	490 J	580 J	450 J	420 J	210 J	140 J	440 J	250 J	230 J	110 J
Antimony	7440-36-0	mg/kg	3.1	2	< 2.0 U	1.8 J+	2.1 J+	< 1.2 U	1.3 J+	< 1.6 U	< 1.3 U	1.9 J+	2.1 J+	< 1.1 U	1.4 J	< 1.5 U	< 1.8 U	< 1.4 U
Arsenic	7440-38-2	mg/kg	0.68	9.8	8.2	8.2	6.6	2.5	4.9	5.5	3.0	10	15	0.46 J	5.6 J	3.0	1.8	0.59 J
Barium	7440-39-3	mg/kg	1500	20	110	140	98	48	72	66	53	160	110	12	120 J	53	42	13
Beryllium	7440-41-7	mg/kg	16		0.57 J-	0.85 J-	0.67 J-	0.41 J-	0.47 J-	0.43 J-	0.41 J-	0.95 J-	0.49 J-	0.18 J-	0.53 J	0.22 J-	0.38 J-	< 0.71 UJ
Cadmium	7440-43-9	mg/kg	0.71	1	1.3	2.1	6.3	0.37 J	0.91	1.4	0.56 J	2.7	1.8	< 0.57 U	1.5 J	0.71 J	0.34 J	< 0.71 U
Chromium, Total	7440-47-3	mg/kg	0.95	43.4	67 EB	87 EB	130 EB	43 EB	38 EB	87 EB	38 EB	86 EB	170 EB	13 EB	54 J	23 EB	14 EB	4.7 EB
Cobalt	7440-48-4	mg/kg	2.3	50	6.8	14	9.0	5.0	8.2	5.5	2.6	16	6.5	1.6	13 J	4.3	3.8	1.4
Copper	7440-50-8	mg/kg	310	31.6	70	90	120	34	53	88	50	91	190	6.0	59 J	27	49	4.4
Lead	7439-92-1	mg/kg	200	35.8	260	310	330	69	160	210	100	290	390	12	140 JEB	87	70	21
Manganese	7439-96-5	mg/kg	180	460	410 EB	2400 JEB	940 JEB	310 JEB	1400 EB	260 EB	150 EB	56 EB	350 EB	51 EB	250 JEB	260 JEB	130 JEB	39 JEB
Nickel	7440-02-0	mg/kg	140	22.7	12	17	17	7.8	11	10	2.8	18	11	5.9	12 J	5.6	4.3	1.6
Selenium	7782-49-2	mg/kg	39	11	< 5.0 U	1.4 J	1.4 J	< 3.1 U	< 2.8 U	< 4.0 U	< 3.2 U	1.6 J	< 3.8 U	< 2.8 U	0.74 J	< 3.8 U	< 4.4 U	< 3.5 U
Silver	7440-22-4	mg/kg	39	1	0.60 J	0.89	0.83 J	0.20 J	0.38 J	0.58 J	0.23 J	0.85 J	0.83	< 0.57 U	0.40 J	0.21 J+	0.28 J+	< 0.71 U
Thallium	7440-28-0	mg/kg	0.078		< 1.0 UJ	< 0.84 U	< 0.87 U	< 0.62 U	< 0.56 UJ	< 0.80 UJ	< 0.63 UJ	< 0.97 UJ	< 0.77 UJ	< 0.57 UJ	< 0.45 UJ	< 0.76 U	< 0.88 U	< 0.71 U
Vanadium	7440-62-2	mg/kg	39		32	36	33	25	22	29	13	41	25	10	25 J	10	11	6.3
Zinc	7440-66-6	mg/kg	2300	121	220	270	420	73	160	210	89	290	410	16	300 JEB	130	56	16
Mercury	7439-97-6	mg/kg	2.3	0.18	0.87	0.89	0.89	0.36	0.51	0.95	0.66	1.1	3.0	0.12	0.18 J	0.23	0.55	< 0.13 U
TCL VOCs																		
1,1,1-Trichloroethane (TCA)	71-55-6	ug/kg	810000	70	< 10 U	< 570 U	< 8.6 U	< 6.3 U	< 840 U	< 8.0 U	< 540 U	< 9.9 U	< 9.5 U	< 320 U	< 16 U	< 6.6 U	< 10 U	< 7.5 U
1,1,2,2-TETRACHLOROETHANE	79-34-5	ug/kg	600	250	< 10 U	< 570 U	< 8.6 U	< 6.3 U	< 11 U	< 8.0 U	< 7.7 U	< 9.9 U	< 9.5 U	< 5.7 U	< 16 U	< 6.6 U	< 10 U	< 7.5 U
1,1,2-TRICHLORO-1,2,2-TRIFLUOROETHANE	76-13-1	ug/kg	670000		< 10 U	< 7.5 U	< 8.6 U	< 6.3 U	< 840 U	< 8.0 U	< 540 U	< 9.9 U	< 9.5 U	< 320 U	< 16 U	< 6.6 U	< 10 U	< 7.5 U
1,1,2-Trichloroethane	79-00-5	ug/kg	150	538	< 10 U	< 570 U	< 8.6 U	< 6.3 U	< 11 U	< 8.0 U	< 7.7 U	< 9.9 U	< 9.5 U	< 5.7 U	< 16 U	< 6.6 U	< 10 U	< 7.5 U
1,1-Dichloroethane	75-34-3	ug/kg	3600	20	< 10 U	< 7.5 U	< 8.6 U	< 6.3 U	< 11 U	< 8.0 U	< 7.7 U	< 9.9 U	< 9.5 U	< 5.7 U	< 16 U	< 6.6 U	< 10 U	< 7.5 U
1,1-Dichloroethene	75-35-4	ug/kg	480	100	< 10 U	< 7.5 U	< 8.6 U	< 6.3 U	< 11 U	< 8.0 U	< 7.7 U	< 9.9 U	< 9.5 U	< 5.7 U	< 16 UJ	< 6.6 U	< 10 U	< 7.5 U
1,2,3-Trichlorobenzene	87-61-6	ug/kg	6300	113	< 10 U	< 570 U	< 550 U	< 6.3 U	< 840 U	< 580 U	< 540 U	< 9.9 UJ	< 9.5 U	< 320 U	< 16 U	< 6.6 U	< 10 U	< 7.5 U
1,2,3-TRICHLOROPROPANE	96-18-4	ug/kg	5.1		< 10 U	< 570 U	< 550 U	< 6.3 U	< 11 U	< 8.0 U	< 7.7 U	< 9.9 U	< 9.5 U	< 320 U	< 16 U	< 6.6 U	< 10 U	< 7.5 U
1,2,4-TRICHLOROBENZENE	120-82-1	ug/kg	5800	11	< 10 U	< 570 U	< 550 U	< 6.3 U	< 840 U	< 580 U	< 540 U	< 9.9 UJ	< 9.5 U	< 320 U	< 16 U	< 6.6 U	< 10 U	< 7.5 U
1,2,4-Trimethylbenzene	95-63-6	ug/kg	30000	97	< 10 U	< 570 U	< 550 U	< 6.3 U	< 840 U	< 580 U	< 7.7 U	< 9.9 U	< 9.5 U	< 5.7 U	< 16 U	< 6.6 U	< 10 U	< 7.5 U
1,2-Dibromo-3-Chloropropane	96-12-8	ug/kg	5.3		< 10 U	< 570 U	< 550 U	< 6.3 U	< 840 U	< 580 U	< 7.7 U	< 9.9 U	< 9.5 U	< 5.7 U	< 16 U	< 6.6 U	< 10 U	< 7.5 U
1,2-Dibromoethane (Ethylene Dibromide)	106-93-4	ug/kg	36		< 10 U	< 570 U	< 8.6 U	< 6.3 U	< 840 U	< 8.0 U	< 540 U	< 9.9 U	< 9.5 U	< 320 U	< 16 U	< 6.6 U	< 10 U	< 7.5 U
1,2-Dichlorobenzene	95-50-1	ug/kg	180000	95	< 10 U	< 570 U	< 550 U	< 6.3 U	< 840 U	< 580 U	< 540 U	< 9.9 UJ	< 9.5 U	< 320 U	< 16 U	< 6.6 U	< 10 U	< 7.5 U
1,2-Dichloroethane	107-06-2	ug/kg	460	986	< 10 U	< 7.5 U	< 8.6 U	< 6.3 U	< 840 U	< 8.0 U	< 540 U	< 9.9 U	< 9.5 U	< 320 U	< 16 U	< 6.6 U	< 10 U	< 7.5 U
1,2-DICHLOROPROPANE	78-87-5	ug/kg	1600	428	< 10 U	< 570 U	< 8.6 U	< 6.3 U	< 11 U	< 8.0 U	< 7.7 U	< 9.9 U	< 9.5 U	< 320 U	< 16 U	< 6.6 U	< 10 U	< 7.5 U
1,3,5-Trimethylbenzene (Mesitylene)	108-67-8	ug/kg	27000	164	< 10 U	< 570 U	< 550 U	< 6.3 U	< 840 U	< 580 U	< 7.7 U	< 9.9 U	< 9.5 U	< 5.7 U	< 16 U	< 6.6 U	< 10 U	< 7.5 U

Table 28
Phase 2 Reach Sediment Analytical Results
Phase 2 Data Evaluation Summary Memorandum
Lower Neponset River
Boston and Milton, Massachusetts

					Location	24A-0076	24A-0077	24A-0077	24A-0077	24A-0078	24A-0078	24A-0078	24A-0079	24A-0079	24A-0079	24A-0080	24A-0081	24A-0081	24A-0081
					Sample Name	24A-0076-AD	24A-0077-AS	24A-0077-BS	24A-0077-CS	24A-0078-AS	24A-0078-BS	24A-0078-CS	24A-0079-AS	24A-0079-BS	24A-0079-CS	24A-0080-AS	24A-0081-AS	24A-0081-BS	24A-0081-CS
					Sample Date	9/23/2024	9/16/2024	9/16/2024	9/16/2024	9/23/2024	9/23/2024	9/23/2024	9/23/2024	9/23/2024	9/23/2024	10/23/2024	10/3/2024	10/3/2024	10/3/2024
					Sample Type	FD	N	N	N	N	N	N	N	N	N	N	N	N	N
					Depth Interval	0 - 0.5 ft	0 - 0.5 ft	0.5 - 2.3 ft	2.3 - 3.5 ft	0 - 0.5 ft	0.5 - 3.3 ft	3.3 - 4.9 ft	0 - 0.5 ft	0.5 - 4.2 ft	4.2 - 4.9 ft	0 - 0.5 ft	0 - 0.5 ft	0.5 - 3 ft	3 - 4.2 ft
Analyte	Cas No.	Units	Human Health PAL	Ecological PAL															
1,3-DICHLOROBENZENE	541-73-1	ug/kg	2600	89	< 10 U	< 570 U	< 550 U	< 6.3 U	< 840 U	< 580 U	< 540 U	< 9.9 UJ	< 9.5 U	< 320 U	< 16 U	< 6.6 U	< 10 U	< 7.5 U
1,4-DICHLOROBENZENE	106-46-7	ug/kg	2600	30	< 10 U	< 570 U	< 550 U	< 6.3 U	< 840 U	< 580 U	< 540 U	< 9.9 UJ	< 9.5 U	< 320 U	< 16 U	< 6.6 U	< 10 U	< 7.5 U
2-HEXANONE	591-78-6	ug/kg	20000	45	< 20 U	< 1100 U	< 17 U	< 13 U	< 21 U	< 16 U	< 15 U	< 20 U	< 19 U	< 11 U	< 31 U	< 13 U	< 20 U	< 15 U
ACETONE	67-64-1	ug/kg	7000000	65	< 20 U	50 EB	< 17 U	19 EB	< 21 U	140 EB	46 JEB	< 20 U	< 19 U	< 11 U	220 EB	63 EB	93 EB	19 EB
Benzene	71-43-2	ug/kg	1200	10	< 10 U	< 570 U	< 8.6 U	< 6.3 U	< 11 U	< 8.0 U	< 7.7 U	< 9.9 U	< 9.5 U	< 5.7 U	< 16 U	< 6.6 U	< 10 U	< 7.5 U
BROMOCHLOROMETHANE	74-97-5	ug/kg	15000		< 10 U	< 7.5 U	< 8.6 U	< 6.3 U	< 11 U	< 8.0 U	< 7.7 U	< 9.9 U	< 9.5 U	< 5.7 U	< 16 U	< 6.6 U	< 10 U	< 7.5 U
BROMODICHLOROMETHANE	75-27-4	ug/kg	290	210	< 10 U	< 570 U	< 8.6 U	< 6.3 U	< 11 U	< 8.0 U	< 7.7 U	< 9.9 U	< 9.5 U	< 320 U	< 16 U	< 6.6 U	< 10 U	< 7.5 U
BROMOFORM	75-25-2	ug/kg	19000	142	< 10 U	< 570 U	< 550 U	< 6.3 U	< 840 U	< 580 U	< 7.7 U	< 9.9 U	< 9.5 U	< 5.7 U	< 16 U	< 6.6 U	< 10 U	< 7.5 U
BROMOMETHANE	74-83-9	ug/kg	680	6.5	< 10 U	< 7.5 U	< 8.6 U	< 6.3 U	< 11 U	< 8.0 U	< 7.7 U	< 9.9 U	< 9.5 U	< 5.7 U	< 16 U	< 6.6 U	< 10 U	< 7.5 U
CARBON DISULFIDE	75-15-0	ug/kg	77000	7.8	< 10 U	< 7.5 UJ	< 8.6 UJ	< 6.3 U	< 11 U	< 8.0 U	< 7.7 U	< 9.9 U	< 9.5 U	< 5.7 U	< 16 U	< 6.6 U	< 10 U	< 7.5 U
CARBON TETRACHLORIDE	56-23-5	ug/kg	650	57	< 10 U	< 570 U	< 8.6 U	< 6.3 U	< 840 U	< 8.0 U	< 540 U	< 9.9 U	< 9.5 U	< 320 U	< 16 U	< 6.6 U	< 10 U	< 7.5 U
Chlorobenzene	108-90-7	ug/kg	28000	30	< 10 U	< 570 U	< 8.6 U	< 6.3 U	< 840 U	< 580 U	< 540 U	< 9.9 UJ	< 9.5 U	< 320 U	< 16 U	< 6.6 U	< 10 U	< 7.5 U
CHLOROETHANE	75-00-3	ug/kg	540000		< 10 U	< 7.5 U	< 8.6 U	< 6.3 U	< 11 U	< 8.0 U	< 7.7 U	< 9.9 U	< 9.5 U	< 5.7 U	< 16 U	< 6.6 U	< 10 U	< 7.5 U
Chloroform	67-66-3	ug/kg	320	87	< 10 U	< 7.5 U	< 8.6 U	< 6.3 U	< 11 U	< 8.0 U	< 7.7 U	< 9.9 U	< 9.5 U	< 5.7 U	< 16 U	< 6.6 U	< 10 U	< 7.5 U
CHLOROMETHANE	74-87-3	ug/kg	11000		< 10 U	< 7.5 U	< 8.6 U	< 6.3 U	< 11 U	< 8.0 U	< 7.7 U	< 9.9 U	< 9.5 U	< 5.7 U	< 16 U	< 6.6 U	< 10 U	< 7.5 U
CIS-1,2-DICHLOROETHYLENE	156-59-2	ug/kg	6300	432	< 10 U	< 7.5 U	< 8.6 U	< 6.3 U	< 11 U	< 8.0 U	< 7.7 U	< 9.9 U	< 9.5 U	< 5.7 U	< 16 UJ	< 6.6 U	< 10 U	< 7.5 U
cis-1,3-Dichloropropene	10061-01-5	ug/kg	1800		< 10 U	< 570 U	< 8.6 U	< 6.3 U	< 11 U	< 8.0 U	< 7.7 U	< 9.9 U	< 9.5 U	< 5.7 U	< 16 U	< 6.6 U	< 10 U	< 7.5 U
Cyclohexane	110-82-7	ug/kg	650000		< 10 U	< 570 U	< 8.6 U	< 6.3 U	< 11 U	< 8.0 U	< 7.7 U	< 9.9 U	< 9.5 U	< 320 U	< 16 U	< 6.6 U	< 10 U	< 7.5 U
DIBROMOCHLOROMETHANE	124-48-1	ug/kg	8300	198	< 10 U	< 570 U	< 8.6 U	< 6.3 U	< 11 U	< 8.0 U	< 7.7 U	< 9.9 U	< 9.5 U	< 5.7 U	< 16 U	< 6.6 U	< 10 U	< 7.5 U
Dichlorodifluoromethane	75-71-8	ug/kg	8700		< 10 U	< 7.5 U	< 8.6 U	< 6.3 U	< 11 U	< 8.0 U	< 7.7 U	< 9.9 U	< 9.5 U	< 5.7 U	< 16 U	< 6.6 U	< 10 U	< 7.5 U
Ethylbenzene	100-41-4	ug/kg	5800	290	< 10 U	< 570 U	< 8.6 U	< 6.3 U	< 11 U	< 8.0 U	< 7.7 U	< 9.9 U	< 9.5 U	< 5.7 U	< 16 U	< 6.6 U	< 10 U	< 7.5 U
Isopropylbenzene (Cumene)	98-82-8	ug/kg	190000	35	< 10 U	< 570 U	< 550 U	< 6.3 U	< 840 U	< 580 U	< 7.7 U	< 9.9 U	< 9.5 U	< 5.7 U	< 16 U	< 6.6 U	< 10 U	< 7.5 U
m,p-Xylene	179601-23-1	ug/kg	55000		< 10 U	< 570 U	< 8.6 U	< 6.3 U	< 11 U	< 8.0 U	< 7.7 U	< 9.9 U	< 9.5 U	< 5.7 U	< 16 U	< 6.6 U	< 10 U	< 7.5 U
METHYL ACETATE	79-20-9	ug/kg	7800000		< 10 U	900	< 8.6 U	< 6.3 U	< 840 U	< 8.0 U	< 540 U	< 9.9 U	< 9.5 U	< 320 U	< 16 U	< 6.6 U	< 10 U	< 7.5 U
Methyl Ethyl Ketone (2-Butanone)	78-93-3	ug/kg	2700000	7604	< 20 U	< 15 U	< 17 U	< 13 U	< 21 U	44	16 J-	< 20 U	< 19 U	< 11 U	80	21	37	< 15 U
METHYL ISOBUTYL KETONE (4-METHYL-2-PENTANONE)	108-10-1	ug/kg	3300000	73	< 20 U	< 1100 U	< 17 U	< 13 U	< 21 U	< 16 U	< 15 U	< 20 U	< 19 U	< 11 U	< 31 U	< 13 U	< 20 U	< 15 U
Methylcyclohexane	108-87-2	ug/kg	9800		< 10 U	< 570 U	< 8.6 U	< 6.3 U	< 11 U	< 8.0 U	< 7.7 U	< 9.9 U	< 9.5 U	< 320 U	< 16 U	< 6.6 U	< 10 U	< 7.5 U
Methylene Chloride	75-09-2	ug/kg	35000	18	< 10 U	< 7.5 U	< 8.6 U	< 6.3 U	< 840 U	< 8.0 U	< 540 U	< 9.9 U	< 9.5 U	< 320 U	< 16 U	< 6.6 U	< 10 U	< 7.5 U
o-Xylene (1,2-Dimethylbenzene)	95-47-6	ug/kg	64000		< 10 U	< 570 U	< 8.6 U	< 6.3 U	< 11 U	< 8.0 U	< 7.7 U	< 9.9 U	< 9.5 U	< 5.7 U	< 16 U	< 6.6 U	< 10 U	< 7.5 U
Styrene	100-42-5	ug/kg	600000	126	< 10 U	< 570 U	< 8.6 U	< 6.3 U	< 11 U	< 8.0 U	< 7.7 U	< 9.9 U	< 9.5 U	< 5.7 U	< 16 U	< 6.6 U	< 10 U	< 7.5 U
TERT-BUTYL METHYL ETHER	1634-04-4	ug/kg	47000	304	< 10 U	< 7.5 U	< 8.6 U	< 6.3 U	< 840 U	< 8.0 U	< 540 U	< 9.9 U	< 9.5 U	< 320 U	< 16 U	< 6.6 U	< 10 U	< 7.5 U
Tetrachloroethylene (PCE)	127-18-4	ug/kg	8100	2	< 10 U	< 570 U	< 8.6 U	< 6.3 U	< 11 U	< 8.0 U	< 7.7 U	< 9.9 U	< 9.5 U	< 5.7 U	< 16 U	< 6.6 U	< 10 U	< 7.5 U
Toluene	108-88-3	ug/kg	490000	10	< 10 U	< 570 U	< 8.6 U	< 6.3 U	< 11 U	< 8.0 U	< 7.7 U	< 9.9 U	< 9.5 U	< 5.7 U	< 16 U	< 6.6 U	< 10 U	< 7.5 U
Trans-1,2-Dichloroethylene	156-60-5	ug/kg	7000	389	< 10 U	< 7.5 U	< 8.6 U	< 6.3 U	< 11 U	< 8.0 U	< 7.7 U	< 9.9 U	< 9.5 U	< 5.7 U	< 16 UJ	< 6.6 U	< 10 U	< 7.5 U
Trans-1,3-Dichloropropene	10061-02-6	ug/kg	1800		< 10 U	< 570 U	< 8.6 U	< 6.3 U	< 11 U	< 8.0 U	< 7.7 U	< 9.9 U	< 9.5 U	< 5.7 U	< 16 U	< 6.6 U	< 10 U	< 7.5 U
Trichloroethylene (TCE)	79-01-6	ug/kg	410	78	< 10 U	< 570 U	< 8.6 U	< 6.3 U	< 11 U	< 8.0 U	< 7.7 U	< 9.9 U	< 9.5 U	< 5.7 U	< 16 U	< 6.6 U	< 10 U	< 7.5 U
Trichlorofluoromethane	75-69-4	ug/kg	2300000		< 10 U	< 7.5 U	< 8.6 U	< 6.3 U	< 840 U	< 8.0 U	< 540 U	< 9.9 U	< 9.5 U	< 320 U	< 16 U	< 6.6 U	< 10 U	< 7.5 U
Vinyl Chloride	75-01-4	ug/kg	59	482	< 10 U	< 7.5 U	< 8.6 U	< 6.3 U	< 11 U	< 8.0 U	< 7.7 U	< 9.9 U	< 9.5 U	< 5.7 U	< 16 U	< 6.6 U	< 10 U	< 7.5 U
TCL SVOCs																		
1,2,4,5-TETRACHLOROBENZENE	95-94-3	ug/kg	230	187	< 330 U	< 290 U	< 280 U	< 230 U	< 370 U	< 290 U	< 270 U	< 340 U	< 330 U	< 190 U	< 520 U	< 230 U	< 360 U	< 240 U
1,4-Dioxane (P-Dioxane)	123-91-1	ug/kg	5300		< 130 U	< 110 UJ	< 110 UJ	< 90 U	< 150 U	< 110 U	< 100 U	< 130 U	< 130 U	< 75 U	< 200 U	< 91 UJ	< 140 U	< 95 U
1-Methylnaphthalene	90-12-0	ug/kg	18	141	< 330 U	< 290 U	< 280 U	< 230 U	< 370 U	< 290 U	< 270 U	< 340 U	< 330 U	< 190 U	< 520 U	< 230 U	< 360 U	< 240 U
2,3,4,6-TETRACHLOROPHENOL	58-90-2	ug/kg	190000	30	< 330 U	< 290 U	< 280 U	< 230 U	< 370 U	< 290 U	< 270 U	< 340 U	< 330 U	< 190 U	< 520 U	< 230 U	< 360 U	< 240 U
2,4,5-TRICHLOROPHENOL	95-95-4	ug/kg	630000	34	< 330 U	< 290 U	< 280 U	< 230 U	< 370 U	< 290 U	< 270 U	< 340 U	< 330 U	< 190 U	< 520 U	< 230 U	< 360 U	< 240 U
2,4,6-TRICHLOROPHENOL	88-06-2	ug/kg	6300		< 330 U	< 290 U	< 280 U	< 230 U	< 370 U	< 290 U	< 270 U	< 340 U	< 330 U	< 190 U	< 520 U	< 230 U	< 360 U	< 240 U
2,4-DICHLOROPHENOL	120-83-2	ug/kg	19000	57	< 330 U	< 290 U	< 280 U	< 230 U	< 370 U	< 290 U	< 270 U	< 340 U	< 330 U	< 190 U	< 520 U	< 230 U	< 360 U	< 240 U
2,4-DIMETHYLPHENOL	105-67-9	ug/kg	130000	39	< 330 U	< 290 UJ	< 280 UJ	< 230 U	< 370 U	< 290 U	< 270 U	< 340 U	< 330 U	< 190 U	< 520 U	< 230 U	< 360 U	< 240 U
2,4-DINITROPHENOL	51-28-5	ug/kg	13000	223	< 650 U	< 560 U	< 550 U	< 450 U	< 720 U	< 570 U	< 520 U	< 650 UJ	< 640 U	< 370 U	< 1000 U	< 450 U	< 700 U	< 470 U
2,4-DINITROTOLUENE	121-14-2	ug/kg	1700	290	< 330 U	< 290 U	< 280 U	< 230 U	< 370 U	< 290 U	< 270 U	< 340 U	< 330 U	< 190 U	< 520 U	< 230 U	< 360 U	< 240 U
2,6-DINITROTOLUENE	606-20-2	ug/kg	360	296	< 330 U	< 290 U	< 280 U	< 230 U	< 370 U	< 290 U	< 270 U	< 340 U	< 330 U	< 190 U	< 520 U	< 230 U	< 360 U	< 240 U
2-CHLORONAPHTHALENE	91-58-7	ug/kg	480000		< 330 U	< 290 U	< 280 U	< 230 U	< 370 U	< 290 U	< 270 U	< 340 U	< 330 U	< 190 U	< 520 U	< 230 U	< 360 U	< 240 U
2-CHLOROPHENOL	95-57-8	ug/kg	39000	55	< 330 U	< 290 U	< 280 U	< 230 U	< 370 U	< 290 U	< 270 U	< 340 U	< 330 U	< 190 U	< 520 U	< 230 U	< 360 U	< 240 U
2-Methylnaphthalene	91-57-6	ug/kg	24000	20.2	< 330 U	< 290 U	< 280 U	< 230 U	< 370 U	< 290 U	< 270 U	< 340 U	< 330 U	< 190 U	< 520 U	< 230 U	< 360 U	< 240 U
2-METHYLPHENOL (O-CRESOL)	95-48-7	ug/kg	320000	119	< 650 U	< 560 UJ	< 550 UJ	< 450 U	< 720 U	< 570 U	< 520 U	< 650 U	< 640 U	< 370 U	< 1000 U	< 450 U	< 700 U	< 470 U
2-NITROANILINE	88-74-4	ug/kg	63000		< 330 U	< 290 U	< 280 U	< 230 U	< 370 U	< 290 U	< 270 U	< 340 UJ	< 330 U	< 190 U	< 520 U	< 230 U	< 360 U	< 240 U
2-NITROPHENOL	88-75-5	ug/kg	1900000	168	< 330 U	< 290 U	< 280 U	< 230 U	< 370 U	< 290 U	< 270 U	< 340 U	< 330 U	< 190 U	< 520 U	< 230 U	< 360 U	< 240 U
3,3'-DICHLOROBENZIDINE	91-94-1	ug/kg	1200	31	< 650 U	< 560 U	< 550 U	< 450 U	< 720 U	< 570 U	< 520 U	< 650 U	< 640 U	< 370 U	< 1000 U	< 450 U	< 700 U	< 470 U
3-NITROANILINE	99-09-2	ug/kg	25000		< 650 U	< 560 U	< 550 U	< 450 U	< 720 U	< 570 U	< 520 U	< 650 UJ	< 640 U	< 370 U	< 1000 U	< 450 U	< 700 U	< 470 U
4,6-DINITRO-2-METHYLPHENOL	534-52-1	ug/kg	510	1477	< 650 U	< 560 UJ	< 550 U	< 450 U	< 720 U	< 570 U	< 520 U	< 650 U	< 640 U	< 370 U	< 1000 U	< 450 U	< 700 U	< 470 U
4-BROMOPHENYL PHENYL ETHER	101-55-3	ug/kg		47	< 330 U	< 290 UJ	< 280 UJ	< 230 U	< 370 U	< 290 U	< 270 U	< 340 U	< 330 U	< 190 U	< 520 U	< 230 U	< 360 U	< 240 U
4-CHLORO-3-METHYLPHENOL	59-50-7	ug/kg	630000	5	< 330 U	< 290 U	< 280 U	< 230 U	< 370 U	< 290 U	< 270 U	< 340 U	< 330 U	< 190 U	< 520 U	< 230 U	< 360 U	< 240 U
4-CHLOROANILINE	106-47-8	ug/kg	2700	0.9	< 650 U	< 560 U	< 550 U	< 450 U	< 720 U	< 570 U	< 520 U	< 650 U	< 640 U	< 370 U	< 1000 U	< 450 U	< 700 U	< 470 U
4-CHLOROPHENYL PHENYL ETHER	7005-72-3	ug/kg			< 330 U	< 290 UJ	< 280 UJ	< 230 U	< 370 U	< 290 U	< 270 U	< 340 U	< 330 U	< 190 U	< 520 U	< 230 U	< 360 U	< 240 U
4-METHYLPHENOL (P-CRESOL)	106-44-5	ug/kg	130000	93	< 650 U	< 560 UJ	< 550 UJ	< 450 U	< 720 U	< 570 U	< 520 U	< 650 U	< 640 U	< 370 U	< 1000 U	< 450 U	< 700 U	< 470 U
4-Nitroaniline	100-01-6	ug/kg	25000		< 650 U	< 560 U	< 550 U	< 450 U	< 720 U	< 570 U	< 520 U	< 650 UJ	< 640 U	< 370 U	< 1000 U	< 450 U	< 700 U	< 470 U
4-NITROPHENOL	100-02-7	ug/kg	1900000	153	< 650 U	< 560 U	< 550 U	< 450 U	< 720 U	< 570 U	< 520 U	< 650 UJ	< 640 U	< 370 U	< 1000 U	< 450 U	< 700 U	< 470 U
Acenaphthene	83-32-9	ug/kg	360000	6.7	< 330 U	170 J	< 280 U	< 230 U	< 370 U	< 290 U	< 270 U	< 340 U	< 330 U	< 190 U	< 520 U	< 230 U	< 360 U	< 240 U
ACENAPHTHYLENE	208-96-8	ug/kg	360000	5.9	< 330 U	< 290 U	< 280 U	< 230 U	< 370 U	< 290 U	< 270 U	< 340 U	< 330 U	< 190 U	< 520 U	< 230 U	< 360 U	< 240 U
Acetophenone	98-86-2	ug/kg	780000		84 J	210 J	150 J	< 450 U	140 J	< 570 U	< 520 U	97 J	< 640 U	< 370 U	< 1000 U	< 450 U	< 700 U	< 470 U
ANTHRACENE	120-12-7	ug/kg	1800000	57	< 330 U	440	< 280 U	< 230 U	< 370 U	< 290 U	< 270 U	76 J	< 330 U	< 190 U	< 520 U	< 230 U	< 360 U	< 240 U

Table 28
Phase 2 Reach Sediment Analytical Results
Phase 2 Data Evaluation Summary Memorandum
Lower Neponset River
Boston and Milton, Massachusetts

					Location	24A-0076	24A-0077	24A-0077	24A-0077	24A-0078	24A-0078	24A-0078	24A-0079	24A-0079	24A-0079	24A-0080	24A-0081	24A-0081	24A-0081
					Sample Name	24A-0076-AD	24A-0077-AS	24A-0077-BS	24A-0077-CS	24A-0078-AS	24A-0078-BS	24A-0078-CS	24A-0079-AS	24A-0079-BS	24A-0079-CS	24A-0080-AS	24A-0081-AS	24A-0081-BS	24A-0081-CS
					Sample Date	9/23/2024	9/16/2024	9/16/2024	9/16/2024	9/23/2024	9/23/2024	9/23/2024	9/23/2024	9/23/2024	9/23/2024	10/23/2024	10/3/2024	10/3/2024	10/3/2024
					Sample Type	FD	N	N	N	N	N	N	N	N	N	N	N	N	N
					Depth Interval	0 - 0.5 ft	0 - 0.5 ft	0.5 - 2.3 ft	2.3 - 3.5 ft	0 - 0.5 ft	0.5 - 3.3 ft	3.3 - 4.9 ft	0 - 0.5 ft	0.5 - 4.2 ft	4.2 - 4.9 ft	0 - 0.5 ft	0 - 0.5 ft	0.5 - 3 ft	3 - 4.2 ft
Analyte	Cas No.	Units	Human Health PAL	Ecological PAL														
ATRAZINE	1912-24-9	ug/kg	2400	0.3	< 650 U	< 560 U	< 550 U	< 450 U	< 720 U	< 570 U	< 520 U	< 650 U	< 640 U	< 370 U	< 1000 U	< 450 U	< 700 U	< 470 U
BENZALDEHYDE	100-52-7	ug/kg	170000	59	< 650 U	< 560 U	< 550 U	< 450 U	< 720 U	< 570 U	< 520 U	< 650 U	< 640 U	< 370 U	< 1000 U	< 450 U	< 700 U	< 470 U
BENZO(A)ANTHRACENE	56-55-3	ug/kg	1100	108	190 J	1300	170 J	< 230 U	230 J	< 290 U	< 270 U	450	78 J	< 190 U	< 520 U	73 J	77 J	83 J
BENZO(A)PYRENE	50-32-8	ug/kg	110	150	< 330 U	510	82 J	< 230 U	120 J	< 290 U	< 270 U	240 J	79 J	< 190 U	< 520 U	< 230 U	< 360 U	70 J
Benzo(B)Fluoranthene	205-99-2	ug/kg	1100	190	270 J	1700	230 J	< 230 U	400	< 290 U	< 270 U	840	99 J	< 190 U	< 520 U	88 J	100 J	100 J
Benzo(G,H,I)Perylene	191-24-2	ug/kg	180000	170	< 330 U	68 J	< 280 U	< 230 U	< 370 U	< 290 U	< 270 U	< 340 U	< 330 U	< 190 U	< 520 U	< 230 U	< 360 U	< 240 U
Benzo(K)Fluoranthene	207-08-9	ug/kg	11000	240	89 J	550	95 J	< 230 U	130 J	< 290 U	< 270 U	310 J	< 330 U	< 190 U	< 520 U	< 230 U	< 360 U	< 240 U
BENZYL BUTYL PHTHALATE	85-68-7	ug/kg	290000	100	< 330 U	< 290 U	< 280 U	< 230 U	< 370 U	< 290 U	< 270 U	< 340 U	< 330 U	< 190 U	< 520 U	< 230 U	< 360 U	< 240 U
BIPHENYL (DIPHENYL)	92-52-4	ug/kg	4700	198	< 330 U	< 290 U	< 280 U	< 230 U	< 370 U	< 290 U	< 270 U	< 340 U	< 330 U	< 190 U	< 520 U	< 230 U	< 360 U	< 240 U
BIS(2-CHLOROETHOXY) METHANE	111-91-1	ug/kg	19000		< 330 U	< 290 U	< 280 U	< 230 U	< 370 U	< 290 U	< 270 U	< 340 U	< 330 U	< 190 U	< 520 U	< 230 U	< 360 U	< 240 U
BIS(2-CHLOROETHYL) ETHER (2-CHLOROETHYL ETHER)	111-44-4	ug/kg	230		< 650 U	< 560 U	< 550 U	< 450 U	< 720 U	< 570 U	< 520 U	< 650 U	< 640 U	< 370 U	< 1000 U	< 450 U	< 700 U	< 470 U
BIS(2-CHLOROISOPROPYL) ETHER	108-60-1	ug/kg	310000		< 650 U	< 560 U	< 550 U	< 450 U	< 720 U	< 570 U	< 520 U	< 650 U	< 640 U	< 370 U	< 1000 U	< 450 U	< 700 U	< 470 U
BIS(2-ETHYLHEXYL) PHTHALATE	117-81-7	ug/kg	39000	180	< 330 U	360	< 280 U	< 230 U	< 370 U	< 290 U	< 270 U	270 J	< 330 U	< 190 U	< 520 U	< 230 U	< 360 U	< 240 U
Caprolactam	105-60-2	ug/kg	3100000		< 650 U	< 560 U	< 550 U	< 450 U	< 720 U	< 570 U	< 520 U	< 650 U	< 640 U	< 370 U	< 1000 U	< 450 U	< 700 U	< 470 U
CARBAZOLE	86-74-8	ug/kg	240000	69	< 650 U	210 J-	< 550 UJ	< 450 U	< 720 U	< 570 U	< 520 U	< 650 U	< 640 U	< 370 U	< 1000 U	< 450 U	< 700 U	< 470 U
CHRYSENE	218-01-9	ug/kg	110000	166	220 J	1300	200 J	< 230 U	310 J	< 290 U	< 270 U	640	90 J	< 190 U	< 520 U	80 J	92 J	95 J
DIBENZ(A,H)ANTHRACENE	53-70-3	ug/kg	110	33	< 330 U	200 J	< 280 U	< 230 U	< 370 U	< 290 U	< 270 U	110 J	< 330 U	< 190 U	< 520 U	< 230 U	< 360 U	< 240 U
Dibenzofuran	132-64-9	ug/kg	7800	510	< 330 U	96 J-	< 280 UJ	< 230 U	< 370 U	< 290 U	< 270 U	< 340 U	< 330 U	< 190 U	< 520 U	< 230 U	< 360 U	< 240 U
Diethyl Phthalate	84-66-2	ug/kg	5100000	630	< 330 U	< 290 U	< 280 U	< 230 U	< 370 U	< 290 U	< 270 U	< 340 U	< 330 U	< 190 U	< 520 U	< 230 U	< 360 U	< 240 U
DIMETHYL PHTHALATE	131-11-3	ug/kg	5100000	678	< 330 U	< 290 U	< 280 U	< 230 U	< 370 U	< 290 U	< 270 U	< 340 U	< 330 U	< 190 U	< 520 U	< 230 U	< 360 U	< 240 U
Di-N-Butyl Phthalate	84-74-2	ug/kg	630000	11	< 330 U	< 290 U	< 280 U	< 230 U	< 370 U	< 290 U	< 270 U	< 340 U	< 330 U	< 190 U	< 520 U	< 230 U	< 360 U	< 240 U
DI-N-OCTYLPHTHALATE	117-84-0	ug/kg	63000	39	< 650 U	< 560 U	< 550 U	< 450 U	< 720 U	< 570 U	< 520 U	< 650 U	< 640 U	< 370 U	< 1000 U	< 450 U	< 700 U	< 470 U
FLUORANTHENE	206-44-0	ug/kg	240000	423	430	3100	390	< 230 U	600	< 290 U	< 270 U	1200	160 J	< 190 U	< 520 U	210 J	230 J	220 J
FLUORENE	86-73-7	ug/kg	240000	77	< 330 U	190 J-	< 280 UJ	< 230 U	< 370 U	< 290 U	< 270 U	< 340 U	< 330 U	< 190 U	< 520 U	< 230 U	< 360 U	< 240 U
HEXACHLOROBENZENE	118-74-1	ug/kg	78	20	< 330 U	< 290 U	< 280 U	< 230 U	< 370 U	< 290 U	< 270 U	< 340 U	< 330 U	< 190 U	< 520 U	< 230 R	< 360 U	< 240 U
Hexachlorobutadiene	87-68-3	ug/kg	1200		< 330 U	< 290 U	< 280 U	< 230 U	< 370 U	< 290 U	< 270 U	< 340 U	< 330 U	< 190 U	< 520 U	< 230 U	< 360 U	< 240 U
HEXACHLOROCYCLOPENTADIENE	77-47-4	ug/kg	180	6.5	< 650 U	< 560 U	< 550 U	< 450 U	< 720 UJ	< 570 UJ	< 520 U	< 650 UJ	< 640 UJ	< 370 U	< 1000 U	< 450 U	< 700 U	< 470 U
HEXACHLOROETHANE	67-72-1	ug/kg	1800	27	< 330 U	< 290 U	< 280 U	< 230 U	< 370 U	< 290 U	< 270 U	< 340 U	< 330 U	< 190 U	< 520 U	< 230 U	< 360 U	< 240 U
INDENO(1,2,3-C,D)PYRENE	193-39-5	ug/kg	1100	200	< 330 U	410	66 J	< 230 U	110 J	< 290 U	< 270 U	230 J	< 330 U	< 190 U	< 520 U	< 230 U	< 360 U	< 240 U
ISOPHORONE	78-59-1	ug/kg	570000	876	< 330 U	< 290 U	< 280 U	< 230 U	< 370 U	< 290 U	< 270 U	< 340 U	< 330 U	< 190 U	< 520 U	< 230 U	< 360 U	< 240 U
Naphthalene	91-20-3	ug/kg	2000	176	< 330 U	89 J	< 280 U	< 230 U	< 370 U	< 290 U	< 270 U	< 340 U	< 330 U	< 190 U	< 520 U	< 230 U	< 360 U	< 240 U
NITROBENZENE	98-95-3	ug/kg	5100	407	< 330 U	< 290 U	< 280 U	< 230 U	< 370 U	< 290 U	< 270 U	< 340 U	< 330 U	< 190 U	< 520 U	< 230 U	< 360 U	< 240 U
N-NITROSODI-N-PROPYLAMINE	621-64-7	ug/kg	78		< 330 U	< 290 U	< 280 U	< 230 U	< 370 U	< 290 U	< 270 U	< 340 U	< 330 U	< 190 U	< 520 U	< 230 U	< 360 U	< 240 U
N-NITROSODIPHENYLAMINE	86-30-6	ug/kg	110000	110	< 330 U	< 290 U	< 280 U	< 230 U	< 370 U	< 290 U	< 270 U	< 340 U	< 330 U	< 190 U	< 520 U	< 230 U	< 360 U	< 240 U
PENTACHLOROPHENOL	87-86-5	ug/kg	1000	10	< 650 U	< 560 U	< 550 U	< 450 U	< 720 UJ	< 570 UJ	< 520 U	< 650 UJ	< 640 UJ	< 370 U	< 1000 U	< 450 U	< 700 U	< 470 U
PHENANTHRENE	85-01-8	ug/kg	1800000	204	230 J	2100	300	< 230 U	250 J	< 290 U	< 270 U	400	84 J	< 190 U	< 520 U	140 J	180 J	96 J
PHENOL	108-95-2	ug/kg	1900000	175	< 650 U	< 560 U	< 550 U	< 450 U	< 720 U	< 570 U	< 520 U	< 650 U	< 640 U	< 370 U	< 1000 U	< 450 U	< 700 U	< 470 U
PYRENE	129-00-0	ug/kg	180000	195	250 J	1800	240 J	< 230 U	350 J	< 290 U	< 270 U	680	150 J	< 190 U	< 520 U	110 J	170 J	150 J
TOTAL ORGANIC CARBON	TOC	mg/kg			86000	81000	50000	19000	110000	54000	40000	100000	70000	4600	140000 J	32000	57000	17000

Table 28
Phase 2 Reach Sediment Analytical Results
Phase 2 Data Evaluation Summary Memorandum
Lower Neponset River
Boston and Milton, Massachusetts

					Location	24A-0081	24A-0082	24A-0082	24A-0082	24A-0083	24A-0083	24A-0083	24A-0084	24A-0084	24A-0084	24A-0085	24A-0086	24A-0086	24A-0086
					Sample Name	24A-0081-AD	24A-0082-AS	24A-0082-BS	24A-0082-CS	24A-0083-AS	24A-0083-BS	24A-0083-CS	24A-0084-AS	24A-0084-BS	24A-0084-CS	24A-0085-AS	24A-0086-AS	24A-0086-BS	24A-0086-CS
					Sample Date	10/3/2024	10/1/2024	10/1/2024	10/1/2024	9/19/2024	9/19/2024	9/19/2024	9/19/2024	9/19/2024	9/19/2024	10/23/2024	9/20/2024	9/20/2024	9/20/2024
					Sample Type	FD	N	N	N	N	N	N	N	N	N	N	N	N	N
					Depth Interval	0 - 0.5 ft	0 - 0.5 ft	0.5 - 2.3 ft	2.3 - 4.2 ft	0 - 0.5 ft	0.5 - 1.5 ft	1.5 - 3.1 ft	0 - 0.5 ft	0.5 - 1.9 ft	1.9 - 3 ft	0 - 0.5 ft	0 - 0.5 ft	0.5 - 4.4 ft	4.4 - 5.8 ft
Analyte	Cas No.	Units	Human Health PAL	Ecological PAL															
Grain Size																			
%CLAY	%CLAY	%			0	0	0	0	0	0	0	0	0	0	0	0	0	0	0
%COARSE SAND >.5-1MM (USDA classification)	%COARSESAND	%			0	0	0	10.2	0.6	0.6	7.4	3.1	4.6	12.4	0	0.1	0.4	4.2	
%FINE SAND >.125-.25 mm (USDA classification)	%FINE SAND	%			47.1	20.2	64.3	35.4	15.5	62.7	32.8	53.4	44.4	16.3	69.8	27.7	29.2	11.9	
%MEDIUM SAND >.25-5 mm (USDA classification)	%MEDIUM SAND	%			27.1	8.1	13.9	40.0	10.1	9.4	14.3	31.7	19.2	20.8	2.8	5.6	3.1	69.8	
Gravel	GRAVEL	%			0	0	0	14.4	0	0.3	22.2	1.7	13.3	48.9	0	0	0	8.3	
Hydrometer, Reading 1, Percent Passing	HYD01	%			0	7.3	4.5	0	2.2	1.3	3.4	0	1.3	0	0	6.1	24.2	0	
Hydrometer, Reading 2, Percent Passing	HYD02	%			0	2.1	1.3	0	0	0	1.0	0	1.3	0	0	1.8	9.1	0	
Hydrometer, Reading 3, Percent Passing	HYD03	%			0	2.1	1.3	0	0	0	0	0	0	0	0	0	1.6	0	
Hydrometer, Reading 4, Percent Passing	HYD04	%			0	0	0	0	0	0	0	0	0	0	0	0	0	0	
Hydrometer, Reading 5, Percent Passing	HYD05	%			0	0	0	0	0	0	0	0	0	0	0	0	0	0	
Hydrometer, Reading 6, Percent Passing	HYD06	%			0	0	0	0	0	0	0	0	0	0	0	0	0	0	
Hydrometer, Reading 7, Percent Passing	HYD07	%			0	0	0	0	0	0	0	0	0	0	0	0	0	0	
Sand	308075-07-2	%			74.2	28.3	78.2	85.6	26.2	72.7	54.5	88.2	68.2	49.5	72.6	33.4	32.7	85.9	
SIEVE NO. 10, PERCENT PASSING (2.00 mm)	SIEVE10	%			100.0	100.0	100.0	75.4	99.4	99.1	70.4	95.2	82.1	38.7	100.0	99.9	99.6	87.5	
SIEVE NO. 40, PERCENT PASSING (0.425 mm)	SIEVE40	%			72.9	91.9	86.1	35.4	89.3	89.7	56.1	63.5	62.9	17.9	97.2	94.3	96.5	17.7	
SIEVE NO. 80, PERCENT PASSING	SIEVE80	%			41.9	86.5	42.6	7.3	80.4	62.5	40.8	32.1	40.6	8.8	62.5	84.8	87.3	9.4	
SIEVE, NO. 20, PERCENT PASSING (0.85 mm)	SIEVE20	%			96.8	94.1	97.3	65.5	96.1	95.4	64.0	85.6	75.1	27.8	99.5	98.5	98.4	61.3	
SIEVE, NO. 60, PERCENT PASSING	SIEVE60	%			57.2	89.3	56.6	15.6	82.9	81.8	49.1	47.0	52.3	12.2	81.2	88.7	92.5	10.9	
Sieve-U.S. Std. No. 100 (0.15mm)	SIEVEUS100	%			38.3	86.0	40.6	4.4	78.6	58.5	39.2	26.6	36.4	7.6	49.9	83.1	85.4	8.7	
Sieve-U.S. Std. No. 200 (0.075mm)	SIEVEUS200	%			25.8	71.7	21.8	0	73.8	27.0	23.3	10.1	18.5	1.6	27.4	66.6	67.3	5.8	
Sieve-U.S. Std. No. 4 (4.75mm)	SIEVEUS4	%			100.0	100.0	100.0	85.6	100.0	99.7	77.8	98.3	86.7	51.1	100.0	100.0	100.0	91.7	
Sieve-US Std. 0.375-inch (9.5 mm)	SIEVE0.375IN	%			100.0	100.0	100.0	94.0	100.0	100.0	86.7	100.0	89.3	78.8	100.0	100.0	100.0	92.1	
Sieve-US Std. 0.75-inch (19 mm)	SIEVE0.75IN	%			100.0	100.0	100.0	100.0	100.0	100.0	100.0	100.0	100.0	100.0	100.0	100.0	100.0	100.0	
Sieve-US Std. 1.5-inch (37.5 mm)	SIEVE1.5IN	%			100.0	100.0	100.0	100.0	100.0	100.0	100.0	100.0	100.0	100.0	100.0	100.0	100.0	100.0	
SIEVE-US std. 1-inch (25 mm)	SIEVE1INCH	%			100.0	100.0	100.0	100.0	100.0	100.0	100.0	100.0	100.0	100.0	100.0	100.0	100.0	100.0	
SIEVE-US std. 2-inch (50 mm)	SIEVE2INCH	%			100.0	100.0	100.0	100.0	100.0	100.0	100.0	100.0	100.0	100.0	100.0	100.0	100.0	100.0	
SILT	445	%			25.8	71.7	21.8	0	73.8	27.0	23.3	10.1	18.5	1.6	27.4	66.6	67.3	5.8	
PCDD/F																			
1,2,3,4,6,7,8-HpCDD	35822-46-9	pg/g	480	500	629 J	2340 J	1240 J	103 J	1960 EB	962 EB	599 EB	915 EB	930 EB	187 EB	745	2370 EB	3390 EB	192 EB	
1,2,3,4,6,7,8-HpCDF	67562-39-4	pg/g	480	50	352 J	1410 J	574 J	51.9 J	933 J	665 J	403 J	357 J	603 J	94 J	366	1410	1550	114	
1,2,3,4,7,8,9-HpCDF	55673-89-7	pg/g	480	50	11 J	47.1 J	18.7 J	1.71 J	37.4	16.7	10.6	21.9	15.6	2.68 J	13.3	57	49.1	3.66 J	
1,2,3,4,7,8-HxCDD	39227-28-6	pg/g	48	1	5.93 J	22.3 J	9.63 J	0.953 J	21.2	8.62	7.45	15.3	11.4	2.23 J+	8.4	26.2	25.9	2.66 J	
1,2,3,4,7,8-HxCDF	70648-26-9	pg/g	48	5	19.5	80.3	33.4	2.81	62.3	24.3	13.4	18.6	23	3.66 J	22.8 J	92.3	68.1	5.23	
1,2,3,6,7,8-HxCDD	57653-85-7	pg/g	48	50	28.9 J	108 J	56 J	4.84 J	101	50.9	38	45.9	57.7	10	37 J	115	159	11.8	
1,2,3,6,7,8-HxCDF	57117-44-9	pg/g	48	5	12 J	46.1 J	17.7 J	1.55 JN	34.7	13.4	10.1	15.6	19	3.11 JN	14.8	50.4	42.1	3.42 J	
1,2,3,7,8,9-HxCDD	19408-74-3	pg/g	48	50	16.5 J	64.2 J	27 J	2.39 J	59.1	24.5	20.5	32.9	30.5	5.68	20	73.2	77.6	7.2	
1,2,3,7,8,9-HxCDF	72918-21-9	pg/g	48	5	< 0.377 U	< 0.666 U	< 0.442 U	< 0.212 U	< 1.86 U	< 1.24 U	< 0.809 U	< 0.714 U	< 0.958 U	< 0.572 U	< 0.21 U	< 1.59 U	< 1.31 U	< 0.543 U	
1,2,3,7,8-PeCDD	40321-76-4	pg/g	4.8	0.5	2.85 J	10.7 J	4.45 J	0.474 J	12.1 J	4.65 JN	4.49 J	8.02 J	7.21 J	1.25 J	3.73 J	12 J	17.8 J	1.68 J	
1,2,3,7,8-PeCDF	57117-41-6	pg/g	160	10	2.81 J	9.3 J	4.8 J	0.598 J	10.2	4.61 J	2.88 J	3.41 J	5.9	1.36 J	3.96 J	11.3	15.3	1.34 J	
2,3,4,6,7,8-HxCDF	60851-34-5	pg/g	48	5	12 J	42.1 J	19.6 J	2.11 J	39	17.2	12.9	18.1	20.2	3.4 J	14.6	47.8	49.8	3.93 J	
2,3,4,7,8-PeCDF	57117-31-4	pg/g	16	1	14.9 J	36.7 J	29.4 J	3.7 J	41.8 J	30.7 J	19.8 J	14.8 J	28.7 J	5.89 J	16.9 J	40 J	97 J	6.91 J	
2,3,7,8-TCDD	1746-01-6	pg/g	4.8	0.5	0.928 J	2.65 J	1.72 J	0.207 J	3.47 JN	2.15 J	1.53 J	1.77 JN	2.97 J	0.829 JN	1.03 JN	3.35 J	8.29 J	< 0.963 UJ	
2,3,7,8-TCDF	51207-31-9	pg/g	48	10	6.35 J	16.7 J	12.7 J	1.67 J	17.6	11.2	8.1	5.5	15.8	2.94	7.4	18.8 J	40.8 J	3.41 J	
OCDD	3268-87-9	pg/g	16000	5000	4640 JEB	16500 JEB	9480 JEB	801 JEB	13600 EB	7700 EB	4440 EB	6060 EB	6570 EB	1190 EB	5420	16000 EB	31200 JEB	1260 EB	
OCDF	39001-02-0	pg/g	16000	5000	416 J	1690 J	695 J	60.7 J	1130	600	323	704	483	78.7	442	1600	2000	97.2	
Total HpCDD	RA_Total_HpCDD	pg/g			1098	4130	2320	180.6	3590	1760	1122	1658	1731	349	1337	4500	6250	341	
Total HpCDF	RA_Total_HpCDF	pg/g			730.26	2612.6	1261.6	117.699	1963.2	1272.06	841.72	849.98	1264.58	202.17	755.52	2676.8	3598.2	243.66	
Total HxCDD	RA_Total_HxCDD	pg/g	100		206.43	632.64	385.17	33.551	676.87	315	250.01	291.28	395.01	70.512	233.95	735.57	995.75	80.563	
Total HxCDF	RA_Total_HxCDF	pg/g			287.644	964.04	475.89	47.449	806.6	396.55	316.74	344.007	485.96	82.27	306.38	1070.47	1188.95	92.086	
Total PeCDD	RA_Total_PeCDD	pg/g			26.304	86.09	48.155	4.781	101.72	50.694	39.014	56.13	68.77	12.337	31.29	96.61	166.98	13.045	
Total PeCDF	RA_Total_PeCDF	pg/g			153.236	491.139	292.497	31.682	397.887	236.268	152.21	155.565	240.16	45.453	155.32	415.77	671.31	47.947	
Total TCDD	RA_Total_TCDD	pg/g			10.708	37.019	20.406	1.675	43.319	19.72	12.932	18.538	33.635	4.559	10.259	36.006	64.95	1.17 U	
Total TCDF	RA_Total_TCDF	pg/g			118.18	249.11	239.96	29.244	340.89	238.88	124.992	119.106	212.55	43.948	149.98	324.12	644.84	43.242	
Total PCDD/F TEQ (Bird)	RA-TEQ-B-DF	pg/g			36.6591	111.875	67.746	7.81812	110.707	66.65	45.8618	45.5554	73.5083	14.12217	42.5902	122.91	214.766	15.86732	
Total PCDD/F TEQ (Fish)	RA-TEQ-F-DF	pg/g			24.2196	81.452	42.6445	4.56547	76.798	42.1035	29.6303	36.6839	46.2383	8.80847	28.8922	89.687	131.412	9.65482	
Total PCDD/F TEQ (Mammal)	RA-TEQ-M-DF	pg/g			29.8871	106.037	54.1165	5.26585	95.629	50.0873	34.6463	44.4905	54.3289	10.20621	35.4504	113.709	161.83	11.06196	
PCB Congeners																			
PCB-001	2051-60-7	ng/g	230	14	84.8 J	37.2 J	47.4 J	9.73 J	22	247 J	48.2 J	14.4	18.9	6.56	45.3 J	30.8	85 J	7.4	
PCB-002	2051-61-8	ng/g	230	14	2.09	0.732	6.13	1.14	< 0.0481 U	19.4 EB	2.69 EB	1.46 EB	3.36 EB	0.561 EB	1.88	0.506 EB	9.49 EB	0.59 EB	
PCB-003	2051-62-9	ng/g	230	14	22.5 J	16.5 J	52.3 J	8.99 J	10.2	93.6 J	8.55	13.1	11.1	2	23.1 J	13.9	56.3 J	3.57	
PCB-004/010	PCB-4/10	ng/g	230	14	286 J	67.5 J	457 J	95.5 J	97.5 J	2640 J	327 J	81.8 J	212 J	38.4 J	165 J	68.3 J	2460 J	126 J	
PCB-005/008	PCB-5/8	ng/g	230	14	195 J	67.3 J	326 J	87.9 J	82 J	2200 J	271 J	61.1 J	235 J	56.2 J	135 J	59.9 J	865 J	78.7 J	
PCB-006	25569-80-6	ng/g	230	14	97.3 J	12.2	220 J	51.7 J	21.1	971 J	270 J	36.4	248 J	60.2 J	27.7	9.72	776 J	87.9 J	
PCB-007/009	PCB-7/9	ng/g	230	14	8.26 J	2.12	15.5	4.35	3.41	89.2 J	14.5	3.49	14.4	3.85	4.21	1.79	43.4 J	5.2	
PCB-011	2050-67-1	ng/g	230	14	7.01	2.9	14.8	2.81	4.76	56.2 J	6.69	4.69	4.18	1.03	4.19	2.43	49.7 J	4.9	
PCB-012/013	PCB-12/13	ng/g	230	14	24.9 J	8.95	97.3 J	17.5	19	293 J	28.7	20.8	17.2	3.63	16.3	7.07	165 J	15	
PCB-014	34883-41-5	ng/g	230	14	< 0.0215 U	< 0.022 U	< 0.0221 U	< 0.0215 U	< 0.0445 U	< 0.0419 U	< 0.0421 U	< 0.0423 U	< 0.0438 U	< 0.0419 U	< 0.0444 U	< 0.0445 U	< 0.0432 U	< 0.0429 U	
PCB-015	2050-68-2	ng/g	230	14	179 J	59 J	631 J	124 J	221 J	2040 J	235 J	141 J	184 J	36.2	125 J	57.6 J	1150 J	42.5 J	
PCB-016/032	PCB-16/32	ng/g	230	14	237 J	38.1 J	751 J	139 J	209 J	2130 J	408 J	207 J	471 J	76.4 J	162 J	47 J	3000 J	150 J	

Table 28
Phase 2 Reach Sediment Analytical Results
Phase 2 Data Evaluation Summary Memorandum
Lower Neponset River
Boston and Milton, Massachusetts

					Location	24A-0081	24A-0082	24A-0082	24A-0082	24A-0083	24A-0083	24A-0083	24A-0084	24A-0084	24A-0084	24A-0085	24A-0086	24A-0086	24A-0086
					Sample Name	24A-0081-AD	24A-0082-AS	24A-0082-BS	24A-0082-CS	24A-0083-AS	24A-0083-BS	24A-0083-CS	24A-0084-AS	24A-0084-BS	24A-0084-CS	24A-0085-AS	24A-0086-AS	24A-0086-BS	24A-0086-CS
					Sample Date	10/3/2024	10/1/2024	10/1/2024	10/1/2024	9/19/2024	9/19/2024	9/19/2024	9/19/2024	9/19/2024	9/19/2024	10/23/2024	9/20/2024	9/20/2024	9/20/2024
					Sample Type	FD	N	N	N	N	N	N	N	N	N	N	N	N	N
					Depth Interval	0 - 0.5 ft	0 - 0.5 ft	0.5 - 2.3 ft	2.3 - 4.2 ft	0 - 0.5 ft	0.5 - 1.5 ft	1.5 - 3.1 ft	0 - 0.5 ft	0.5 - 1.9 ft	1.9 - 3 ft	0 - 0.5 ft	0 - 0.5 ft	0.5 - 4.4 ft	4.4 - 5.8 ft
Analyte	Cas No.	Units	Human Health PAL	Ecological PAL														
PCB-017	37680-66-3	ng/g	230	14	154 J	27.7 J	549 J	109 J	96.2 J	1850 J	283 J	116 J	316 J	51.1 J	114 J	27.6	2350 J	109 J
PCB-018	37680-65-2	ng/g	230	14	158 J	14.6 J	655 J	122 J	84.8 J	1620 J	506 J	174 J	597 J	99.1 J	70.8 J	19.8	2790 J	145 J
PCB-019	38444-73-4	ng/g	230	14	94.4 J	18.5 J	231 J	38.8 J	99 J	753 J	114 J	59.2 J	117 J	15.1	64.7 J	20.4	1040 J	45.8 J
PCB-020/021/033	PCB-20/21/33	ng/g	230	14	35.9 J	7.36 J	71.8 J	15.4 J	26.8	180 J	81.1 J	31.8	140 J	26.6	23.7	8.52	628 J	43.7 J
PCB-022	38444-85-8	ng/g	230	14	51.9 J	6.67 J	176 J	36.6 J	31.8	546 J	137 J	52.7 J	163 J	29	30.5	9.9	955 J	50.1 J
PCB-023/034	PCB-23/34	ng/g	230	14	4 J	0.847 J	12.4 J	2.53 J	2.15	36.6	7.49	3.59	10.3	1.83	3.24	0.663	61.5 J	3.28
PCB-024/027	PCB-24/27	ng/g	230	14	51.3 J	13.3 J	119 J	21 J	42.6 J	380 J	44.7 J	36.8	54.1 J	8.06	43.4 J	11.8	478 J	21.4
PCB-025	55712-37-3	ng/g	230	14	95.6 J	14.5 J	294 J	63 J	64.9 J	996 J	202 J	76.4 J	267 J	46.1 J	64.3 J	15.5	1580 J	79 J
PCB-026	38444-81-4	ng/g	230	14	154 J	23.6 J	523 J	105 J	120 J	1520 J	320 J	160 J	431 J	74.6 J	100 J	24.7	2890 J	144 J
PCB-028	7012-37-5	ng/g	230	14	224 J	45.3 J	294 J	55.2 J	186 J	835 J	379 J	178 J	565 J	101 J	187 J	68.5 J	3260 J	177 J
PCB-029	15862-07-4	ng/g	230	14	< 0.0282 U	< 0.0289 U	< 0.029 U	< 0.0282 U	< 0.0583 U	< 0.0548 U	< 0.0552 U	< 0.0554 U	< 0.0574 U	< 0.0549 U	< 0.0582 U	< 0.0583 U	1.55	< 0.0562 U
PCB-030	35693-92-6	ng/g	230	14	0.144 J	< 0.0288 UJ	0.327 J	< 0.0281 UJ	< 0.0581 U	0.955	0.228	0.143 J	< 0.0572 U	< 0.0547 U	< 0.058 U	< 0.0581 UJ	1.61 J	< 0.056 UJ
PCB-031	16606-02-3	ng/g	230	14	251 J	46.5 J	878 J	182 J	157 J	2820 J	588 J	271 J	718 J	125 J	171 J	54.1 J	4470 J	230 J
PCB-035	37680-69-6	ng/g	230	14	1.24 J	< 0.027 UJ	3.81 J	0.43 J	1.33 J+	5.6 J+	2.27 J+	1.9 J+	3.33 J+	< 0.0513 U	2.2 J+	0.82 J+	23.2 J+	1.03 J+
PCB-036	38444-87-0	ng/g	230	14	< 0.0208 U	< 0.0213 U	< 0.0214 U	< 0.0208 U	< 0.0431 U	< 0.0405 U	< 0.0408 U	< 0.041 U	< 0.0425 U	< 0.0406 U	< 0.043 U	< 0.0431 U	< 0.0418 U	< 0.0416 U
PCB-037	38444-90-5	ng/g	230	14	45.9 J	14.3 J	168 J	29.8 J	56.8 J	285 J	92.5 J	62.7 J	127 J	22.5	37.5	22.1	594 J	29.7
PCB-038	53555-66-1	ng/g	230	14	< 0.0312 U	< 0.032 U	< 0.0321 U	< 0.0313 U	< 0.0647 U	< 0.0608 U	< 0.0612 U	< 0.0615 U	< 0.0637 U	< 0.0609 U	< 0.0646 U	< 0.0647 U	< 0.0627 U	< 0.0624 U
PCB-039	38444-88-1	ng/g	230	14	1.19 J	0.557 J	3.04 J	0.515 J	1.01	8.07	1.8	0.951	2.2	< 0.0393 U	1.03	< 0.0417 U	15.2	0.996
PCB-040	38444-93-8	ng/g	230	14	20.2 J	3.54 J	38.4 J	6.69 J	28.7	69.8 J	32.1	20.5	74.1 J	13.1	17	8	366 J	22.3
PCB-041/064	PCB-41/64	ng/g	230	14	79.5 J	39 J	148 J	26.6 J	153 J	323 J	114 J	73.1 J	225 J	44.6 J	74.2 J	70.1 J	1200 J	71.7 J
PCB-042	36559-22-5	ng/g	230	14	67.3 J	22 J	183 J	31.4 J	105 J	391 J	140 J	73.3 J	198 J	33.7	54.5 J	33.6	1050 J	56.4 J
PCB-043/049	PCB-43/49	ng/g	230	14	262 J	147 J	726 J	121 J	386 J	1490 J	478 J	271 J	625 J	110 J	208 J	200 J	3520 J	177 J
PCB-044	41464-39-5	ng/g	230	14	143 J	39.6 J	320 J	53.2 J	240 J	697 J	279 J	149 J	497 J	90.1 J	117 J	75.1 J	2500 J	142 J
PCB-045	70362-45-7	ng/g	230	14	23.4 J	7.37 J	36.1 J	5.77 J	52.6 J	64.3 J	24.7	23.4	71.4 J	14.4	20.5	13.7	391 J	22
PCB-046	41464-47-5	ng/g	230	14	13.6 J	2.37 J	43.5 J	7.6 J	16	92.5 J	37.6	15	46.3 J	7.69	8.88	4.54	228 J	12.5
PCB-047/048/075	PCB-47/48/75	ng/g	230	14	173 J	166 J	409 J	64.7 J	303 J	841 J	219 J	156 J	302 J	53.3 J	155 J	200 J	1740 J	90.3 J
PCB-050	62796-65-0	ng/g	230	14	1.73 J	1.05 J	4.47 J	0.747 J	2.27	10.2	2.08	1.53	2.7	0.678	1.49 J	0.902	18.2	1.11
PCB-051	68194-04-7	ng/g	230	14	32.7 J	12.9 J	95.5 J	16.1 J	33.1	215 J	46.3 J	27.3	49.3 J	7.88	25.5	11.9	335 J	16.9
PCB-052/073	PCB-52/73	ng/g	230	14	239 J	124 J	662 J	110 J	427 J	1340 J	476 J	256 J	661 J	116 J	186 J	204 J	3620 J	187 J
PCB-053	41464-41-9	ng/g	230	14	65.6 J	31.2 J	200 J	33.5 J	89.8 J	438 J	124 J	64.1 J	134 J	20.9	48.9 J	31.9	826 J	39.7 J
PCB-054	15968-05-5	ng/g	230	14	3.27 J	1.47 J	8.17 J	1.4 J	3.52	19.8	4.02	2.46	4	0.553	2.75 J	1.27	26.5	1.4
PCB-055	74338-24-2	ng/g	230	14	0.737	< 0.0393 U	1.58	0.282	0.612	1.65	2.14	0.799	2.39	0.611	0.71 J	0.731	15.9	1.04
PCB-056/060	PCB-56/60	ng/g	230	14	39.3 J	17.4 J	62.9 J	9.24 J	52.5 J	54.6 J	62.5 J	43.5 J	97.2 J	18.6	38.5	37.5	422 J	30.1
PCB-057	70424-67-8	ng/g	230	14	3.28 J	2 J	5.26 J	0.799 J	< 0.0423 U	13.8	3.13	2.63	4.81	1.38	3.45 J	1.62	41.2 J	1.81
PCB-058	41464-49-7	ng/g	230	14	0.659 J	0.522 J	1.15 J	0.261 J	1.26	2.02	1.03	< 0.0509 U	1.62	< 0.0504 U	0.621	0.761	7.96	0.589
PCB-059	74472-33-6	ng/g	230	14	9.13 J	3.9 J	16.1 J	2.2 J	23.3	25.7	8.53	9.9	25	5.59	9.71	5.25	155 J	7.18
PCB-061/074	PCB-61/74	ng/g	230	14	59.8 J	19.3 J	115 J	22.1 J	54.4 J	214 J	138 J	55.5 J	222 J	46.2 J	55.9 J	35.5	932 J	60.3 J
PCB-062	54230-22-7	ng/g	230	14	< 0.0233 U	< 0.0239 U	< 0.024 U	< 0.0233 U	< 0.0483 U	< 0.0454 U	< 0.0457 U	< 0.0459 U	< 0.0476 U	< 0.0455 U	< 0.0482 U	< 0.0483 U	< 0.0469 U	< 0.0466 U
PCB-063	74472-34-7	ng/g	230	14	12.6 J	6.63 J	19.1 J	3.74 J	10.5	49.4 J	16.1	8.64	22.2	4.14	12.1	8.23	153 J	8.15
PCB-065	33284-54-7	ng/g	230	14	< 0.0326 U	< 0.0334 U	< 0.0335 U	< 0.0326 U	< 0.0674 U	< 0.0634 U	< 0.0639 U	< 0.0642 U	< 0.0664 U	< 0.0635 U	< 0.0673 U	< 0.0675 U	< 0.0654 U	< 0.0651 U
PCB-066/080	PCB-66/80	ng/g	230	14	98.7 J	52.7 J	164 J	25.4 J	162 J	204 J	200 J	102 J	288 J	54.5 J	90.2 J	95.1 J	1110 J	76.6 J
PCB-067	73575-53-8	ng/g	230	14	3.81 J	1.1 J	6.64 J	1.15 J	4.69	11.1	6.3	3.98	14.4	3.03	3.73 J	2.07	64 J	4.2
PCB-068	73575-52-7	ng/g	230	14	4.22	7.56	8.62	1.54	9.59	20.1	6.03	4.17	8.19	3.23	4.38 J	7.44	16.1	2.42
PCB-069	60233-24-1	ng/g	230	14	0.816 J	0.658	1.72	0.312	< 0.0535 U	4.18	0.669	1.17	0.967	< 0.0504 U	< 0.0534 U	< 0.0535 U	7.56	< 0.0516 U
PCB-070	32598-11-1	ng/g	230	14	85.5 J	52.6 J	150 J	21.1 J	171 J	148 J	166 J	93.8 J	251 J	47.3 J	78 J	98.9 J	900 J	66.8 J
PCB-071	41464-46-4	ng/g	230	14	72.9 J	20.2 J	180 J	36.5 J	89.6 J	448 J	138 J	65.3 J	175 J	32.9	58.4 J	28.2	939 J	52.5 J
PCB-072	41464-42-0	ng/g	230	14	4.66 J	6.63 J	9.95 J	1.76 J	10.2	22.6	4.23	5.09	6.72	1.18	4.47	7.63	41.8 J	2.12
PCB-076	70362-48-0	ng/g	230	14	< 0.0382 U	< 0.0391 U	< 0.0393 U	< 0.0382 U	< 0.079 U	< 0.0743 U	< 0.0748 U	< 0.0752 U	< 0.0778 U	< 0.0744 U	< 0.0789 U	< 0.079 U	< 0.0767 U	< 0.0763 U
PCB-077	32598-13-3	ng/g	38	14	13.3 J	9.69 J	29.4 J	5.06 J	28.6 J+	40.8 J	24 J+	17.1 J+	27.5 J+	5.94 J+	13.1 J+	19.1 J+	128 J	10.2 J+
PCB-078	70362-49-1	ng/g	230	14	< 0.0397 U	< 0.0407 U	< 0.0409 U	< 0.0397 U	< 0.0822 U	< 0.0773 U	< 0.0779 U	< 0.0782 U	< 0.081 U	< 0.0774 U	< 0.0821 U	< 0.0822 U	< 0.0798 U	< 0.0793 U
PCB-079	41464-48-6	ng/g	230	14	< 0.0223 U	< 0.0228 U	< 0.0229 U	< 0.0223 U	< 0.0461 U	< 0.0434 U	< 0.0437 U	< 0.0439 U	< 0.0454 U	< 0.0434 U	< 0.046 U	< 0.0461 U	< 0.0447 U	< 0.0445 U
PCB-081	70362-50-4	ng/g	12	14	1.12 J+	1.17 J+	2.39 J+	< 0.0353 U	2.42 J+	3.16 J+	3.68 J+	< 0.0695 U	4.41 J+	0.695 J+	1.25 J+	1.83 J+	14.5 J+	1.57 J+
PCB-082	52663-62-4	ng/g	230	14	8.49 J	8.23 J	19.3 J	2.28 J	23.1	24.8	17.1	9.65	30.4	5.77	8.49	13.8	144 J	8.45
PCB-083/109	PCB-83/109	ng/g	230	14	4.93 J	6.66 J	11.5 J	1.54 J	13.8	19.5	7.51	5.33	12.6	2.42	6.07	8.72	71.4 J	3.82
PCB-084	52663-60-2	ng/g	230	14	19.9 J	19.3 J	46.8 J	6.17 J	50.1 J	70.7 J	32	19.7	61.5 J	11.6	22.1	27.7	322 J	18.5
PCB-085/120	PCB-85/120	ng/g	230	14	16.9 J	22.5 J	36.6 J	4.77 J	52.3 J	48.6 J	30.2	19.6	52 J	9.96	18.1	36.1	233 J	14.9
PCB-086/097	PCB-86/97	ng/g	230	14	19.3 J	22.2 J	43 J	4.89 J	52.2 J	51.7 J	34.8	21.3	61.1 J	11.5	20.8 J	35.9	281 J	16.6
PCB-087/115/116	PCB-87/115/116	ng/g	230	14	30.1 J	39.9 J	66.7 J	6.95 J	81.4 J	82.8 J	48 J	32	80.5 J	15.1	31.5	63.5 J	413 J	23.7
PCB-088/121	PCB-88/121	ng/g	230	14	< 0.0769 UJ	< 0.0789 UJ	0.594 J	< 0.077 UJ	0.869	0.658	0.481	0.367	0.961	0.272	0.398	< 0.159 U	4.29	0.481
PCB-089/090/101	PCB-89/90/101	ng/g	230	14	56.3 J	85.4 J	126 J	13.4 J	159 J	157 J	83.5 J	58.6 J	146 J	28.6	65.5 J	128 J	700 J	40.2 J
PCB-091	68194-05-8	ng/g	230	14	21 J	29.5 J	51.7 J	7.22 J	54.3 J	91.9 J	29.4	21.2	48.6 J	9.08	23.7	39.3	271 J	14.9
PCB-092	52663-61-3	ng/g	230	14	16.7 J	28.3 J	38.4 J	4.89 J	45.9 J	69.6 J	20.6	16.7	31.5	6.07	19.8 J	37.3	193 J	9.88
PCB-093/095	PCB-93/95	ng/g	230	14	52.5 J	71 J	119 J	13.9 J	154 J	160 J	67.1 J	51.9 J	141 J	25.7	63.8 J	99.6 J	743 J	40.9 J
PCB-094	73575-55-0	ng/g	230	14	1.99 J	2.92 J	4.39 J	0.764 J	4.09	9.64	2.14	1.66	3.06	0.671	2.38 J	3.1	18.8	1.1
PCB-096	73575-54-9	ng/g	230	14	1.67 J	1.45 J	3.38 J	0.607 J	3.69	6.91	2.59	1.47	4.91	0.891	1.85 J	1.8	26.4	1.62
PCB-098/102	PCB-98/102	ng/g	230	14	6.47 J	6.77 J	16.1 J	2.33 J	16.2	30.2	10	6.57	17.8	3.37	8.08	8.57	96.4 J	5.17
PCB-099	38380-01-7	ng/g	230	14	36.1 J	55 J	84 J	10 J	107 J	113 J	58.4 J	39.7 J	94.8 J	18.9	40.1 J	82.8 J	479 J	26.5
PCB-100	39485-83-1	ng/g	230	14	2.01 J	3.55 J	4.05 J	0.739 J	3.2	7.6	1.5	1.75	1.8	0.417	2.05	3.57	10.3	0.61
PCB-103	60145-21-3	ng/g	230	14	1.76 J	2.92 J	4.52 J	0.811 J	3.52	8.79	2.11	1.8	2.83	0.607	2.03	3.27	16	1.01
PCB-104	56558-16-8	ng/g	230	14	0.169 J	0.147 J	0.298 J	< 0.0218 UJ	< 0.0451 U	0.551	< 0.0427 U	< 0.0429 U	< 0.0444 U	< 0.0425 U	< 0.045 U	0.224 J	0.624 J	< 0.0435 UJ

Table 28
Phase 2 Reach Sediment Analytical Results
Phase 2 Data Evaluation Summary Memorandum
Lower Neponset River
Boston and Milton, Massachusetts

					Location	24A-0081	24A-0082	24A-0082	24A-0082	24A-0083	24A-0083	24A-0083	24A-0084	24A-0084	24A-0084	24A-0085	24A-0086	24A-0086	24A-0086
					Sample Name	24A-0081-AD	24A-0082-AS	24A-0082-BS	24A-0082-CS	24A-0083-AS	24A-0083-BS	24A-0083-CS	24A-0084-AS	24A-0084-BS	24A-0084-CS	24A-0085-AS	24A-0086-AS	24A-0086-BS	24A-0086-CS
					Sample Date	10/3/2024	10/1/2024	10/1/2024	10/1/2024	9/19/2024	9/19/2024	9/19/2024	9/19/2024	9/19/2024	9/19/2024	10/23/2024	9/20/2024	9/20/2024	9/20/2024
					Sample Type	FD	N	N	N	N	N	N	N	N	N	N	N	N	N
					Depth Interval	0 - 0.5 ft	0 - 0.5 ft	0.5 - 2.3 ft	2.3 - 4.2 ft	0 - 0.5 ft	0.5 - 1.5 ft	1.5 - 3.1 ft	0 - 0.5 ft	0.5 - 1.9 ft	1.9 - 3 ft	0 - 0.5 ft	0 - 0.5 ft	0.5 - 4.4 ft	4.4 - 5.8 ft
Analyte	Cas No.	Units	Human Health PAL	Ecological PAL														
PCB-105/127	PCB-105/127	ng/g	120	14	20.6 J	23.7 J	47.4 J	4.95 J	48 J	47.2 J	40.3 J	23.9	62.7 J	11	22.8 J	44.9 J	295 J	17.7
PCB-106/118	PCB-106/118	ng/g	120	14	52.2 J	75.4 J	120 J	13.6 J	141 J	143 J	86 J	56.5 J	135 J	26.5	60.1 J	122 J	695 J	36.9
PCB-107/108	PCB-107/108	ng/g	230	14	4.87 J	7.25 J	10.6 J	1.29 J	13	14	7.53	4.89	11.8	2.27	5.96	10.8	65.4 J	3.43
PCB-110	38380-03-9	ng/g	230	14	88.2 J	132 J	210 J	27.9 J	253 J	319 J	120 J	91.6 J	210 J	40.4 J	103 J	189 J	1210 J	64.3 J
PCB-111/117	PCB-111/117	ng/g	230	14	< 0.139 U	< 0.142 U	< 0.143 U	< 0.139 U	< 0.287 U	< 0.27 U	< 0.272 U	< 0.273 U	< 0.283 U	< 0.271 U	< 0.287 U	< 0.287 U	< 0.279 U	< 0.277 U
PCB-112	74472-36-9	ng/g	230	14	0.394 J	0.719 J	0.934 J	0.14 J	1.19	1.7	0.661	0.604	0.875	0.239	0.638	0.856	5.45	0.334
PCB-113	68194-10-5	ng/g	230	14	0.547 J	0.994 J	1.41 J	0.204 J	2	2.72	< 0.0455 U	0.624	1.16	< 0.0453 U	< 0.048 U	1.29	7.55	0.36
PCB-114	74472-37-0	ng/g	120	14	1.67	1.46	3.42	0.517	2.98	4.26	3.13	1.7	4.33	0.974	1.82	2.52	27.2	1.3
PCB-119	56558-17-9	ng/g	230	14	4.19 J	7.04 J	9.33 J	1.39 J	9.96	17.8	4.74	4.18	7.05	1.29	4.52 J	8.64	41.4 J	2.01
PCB-122	76842-07-4	ng/g	230	14	0.699 J	0.79 J	1.4 J	< 0.0399 UJ	2.45	1.58	1.48	0.824	1.9	< 0.0778 U	1.02 J	2.03	11	0.679
PCB-123	65510-44-3	ng/g	120	14	1.88 J+	3.17 J+	4.14 J+	0.418 J+	5.84 J+	4.83 J+	2.65 J+	2.06 J+	4.42 J+	0.907 J+	2.52 J+	4.98 J+	21.7 J+	1.22 J+
PCB-124	70424-70-3	ng/g	230	14	1.67 J	2.77 J	3.89 J	0.421 J	5.54	3.71	2.87	2.42	3.98	0.894	1.95	5.11	21	1.17
PCB-125	74472-39-2	ng/g	230	14	0.683 J	0.887 J	1.47 J	< 0.0212 UJ	1.66	0.91	0.829	0.527	0.886	0.242	0.461	1.19 J	7.68 J	0.322 J
PCB-126	57465-28-8	ng/g	0.036	14	< 0.0249 UJ	< 0.0255 UJ	< 0.0256 UJ	< 0.0249 UJ	1.55 J+	2.07 J+	< 0.0488 U	< 0.049 U	< 0.0507 U	< 0.0485 U	< 0.0514 U	1.47 J+	4.56 J+	< 0.0497 U
PCB-128	38380-07-3	ng/g	230	14	8.09	20 J	18.4	1.83	24.4	21.8	7.61	7.8	12.2	2.14	9.85	25.6	73 J	3.14
PCB-129	55215-18-4	ng/g	230	14	1.69	4.53	3.61	0.392	5.17	4.42	1.56	1.78	3.25	0.496	1.99 J	5.81	16.3	0.806
PCB-130	52663-66-8	ng/g	230	14	2.86	6.78	6.41	0.659	8.6	8.9	2.55	3.14	4.31	0.753	3.72 J	8.76	25	1.41
PCB-131/142	PCB-131/142	ng/g	230	14	0.595	1.1	1.51	0.152	1.5 J	1.63 J	0.71 J	0.65 J	0.834 J	< 0.0205 UJ	0.687 J	1.69	5.18	0.406
PCB-132/168	PCB-132/168	ng/g	230	14	12.8	31 J	30.1 J	3.43	39.5	39.5 J	11.6	12.3	20.3	3.86	17.1	39.3	118 J	6.02
PCB-133	35694-04-3	ng/g	230	14	0.98	2.61	2.03	0.286	2.51	3.18	0.655	0.855	1.01	0.27	1.16	2.76	6.24	0.506
PCB-134	52704-70-8	ng/g	230	14	2.31	5.56	5.2	0.579	6.41	6.87	1.73	2.24	2.89	0.669	2.61	6.39	19.5	0.977
PCB-135/144	PCB-135/144	ng/g	230	14	6.16	13.8	13.6	1.44	17.9	18.8	5.55	5.46	9.46	1.94	7.53 J	17.5	55.8 J	2.8
PCB-136	38411-22-2	ng/g	230	14	4.55	10.2	10.4	1.09	12.8	13.5	4.26	4.15	7.61	1.28	5.74 J	12.4	45.1 J	2.36
PCB-137	35694-06-5	ng/g	230	14	2.68	6.35	5.66	0.624	7.93	6.66	2.39	2.62	3.81	0.947	3.28	8.27	22.5	1.12
PCB-138/163/164	PCB-138/163/164	ng/g	230	14	44.7 J	110 J	93.7 J	8.88	134 J	113 J	35.9	40.1 J	58.5 J	11.2	54.6 J	140 J	342 J	16.5
PCB-139/149	PCB-139/149	ng/g	230	14	26.5 J	63 J	61.3 J	6.34	80.4 J	81.1 J	24.4	25.1	40.5 J	7.8	32.8 J	81 J	243 J	12.2
PCB-140	59291-64-4	ng/g	230	14	0.389 J	0.641 J	0.691 J	< 0.0309 UJ	0.804	1	0.279	0.382	0.464	< 0.0601 U	0.427	0.8	2.68	< 0.0616 U
PCB-141	52712-04-6	ng/g	230	14	5.66	13.4	12	1.07	17.9	13	5.59	5.41	8.76	1.81	6.71	18.5	51.9 J	2.65
PCB-143	68194-15-0	ng/g	230	14	0.224 J	< 0.0318 UJ	0.439 J	< 0.0311 UJ	0.509	0.526	0.167 J	< 0.0611 U	0.4	< 0.0605 U	< 0.0642 U	0.592	2.05	< 0.062 U
PCB-145	74472-40-5	ng/g	230	14	< 0.0388 UJ	< 0.0397 UJ	0.128 J	< 0.0388 UJ	< 0.0802 U	0.158 J	< 0.076 U	< 0.0763 U	< 0.079 U	< 0.0756 U	< 0.0801 U	0.115 J	0.541	< 0.0774 U
PCB-146	51908-16-8	ng/g	230	14	4.76	11.9	10.5	1.08	14.5	14.9	4	4.51	6.92	1.36	6.13	14.8	40 J	1.9
PCB-147	68194-13-8	ng/g	230	14	2.02	4.92	4.26	0.548	4.55	7.33	1.5	1.85	1.93	0.416	2.34	5.71	10.7	0.598
PCB-148	74472-41-6	ng/g	230	14	0.158	0.379	0.268	< 0.0335 U	0.348 J	0.603 J	< 0.0656 UJ	< 0.0659 UJ	< 0.0682 UJ	< 0.0652 UJ	< 0.0691 U	0.443	0.789	< 0.0668 U
PCB-150	68194-08-1	ng/g	230	14	0.141 J	0.336 J	0.313 J	< 0.0384 UJ	0.309	0.541	< 0.0752 U	0.162 J	< 0.0782 U	< 0.0748 U	0.172 J	0.396	0.782	< 0.0766 U
PCB-151	52663-63-5	ng/g	230	14	6.78	15.5	15.1	1.67	19.7	22.2	6.19	6.39	10.5	1.95	7.92 J	19.3	60.6 J	3.1
PCB-152	68194-09-2	ng/g	230	14	0.188	0.38	0.371	< 0.0424 U	0.402	0.668	0.22	0.154 J	0.22	< 0.0827 U	0.202	0.416	1.22	< 0.0847 U
PCB-153	35065-27-1	ng/g	230	14	26.7 J	65.7 J	59.3 J	5.64	82.2 J	70.4 J	23.7	24.9	37.8	7.67	33 J	86.5 J	216 J	10.7
PCB-154	60145-22-4	ng/g	230	14	0.968	2.41	1.99	0.267	2.43	3.41	0.629	0.834	1.01	0.193	1.25	2.59	5.6	0.273
PCB-155	33979-03-2	ng/g	230	14	< 0.0206 U	< 0.0211 U	< 0.0212 U	< 0.0206 U	< 0.0427 U	< 0.0402 U	< 0.0404 U	< 0.0406 U	< 0.0421 U	< 0.0402 U	< 0.0426 U	< 0.0427 U	< 0.0414 U	< 0.0412 U
PCB-156	38380-08-4	ng/g	120	14	3.91	8.67	9	0.753	11.3	11.2	4.16	3.63	6.03	1.25	4.59	12.5	40.1 J	1.61
PCB-157	69782-90-7	ng/g	120	14	1.12 J+	2.71 J+	2.79 J+	0.311 J+	3.9 J	3.6 J	1.24 J	1.47 J	1.38 J	< 0.0558 UJ	1.46 J	3.82 J+	9.93 J+	0.532 J+
PCB-158/160	PCB-158/160	ng/g	230	14	3.88	9.34	8.91	0.886	11.3	10.2	3.36	3.58	5.15	1.02	4.45	12.6	276 J	1.56
PCB-159	39635-35-3	ng/g	230	14	< 0.034 UJ	< 0.0349 UJ	0.372 J	< 0.0341 UJ	< 0.0704 U	0.889	< 0.0667 U	< 0.067 U	< 0.0694 U	< 0.0663 U	< 0.0703 U	0.934 J	1.91 J	< 0.068 UJ
PCB-161	74472-43-8	ng/g	230	14	< 0.0321 U	< 0.0329 U	< 0.033 U	< 0.0321 U	< 0.0664 U	< 0.0625 U	< 0.0629 U	< 0.0632 U	< 0.0655 U	< 0.0626 U	< 0.0663 U	< 0.0665 U	< 0.0645 U	< 0.0641 U
PCB-162	39635-34-2	ng/g	230	14	< 0.0329 UJ	< 0.0337 UJ	< 0.0338 UJ	< 0.0329 UJ	< 0.068 U	< 0.064 U	< 0.0644 U	< 0.0647 U	< 0.067 U	< 0.0641 U	< 0.0679 U	< 0.0681 UJ	< 0.066 UJ	< 0.0657 UJ
PCB-165	74472-46-1	ng/g	230	14	< 0.046 U	< 0.0471 U	0.267	< 0.046 U	< 0.0952 U	0.395	< 0.0901 U	< 0.0906 U	< 0.0938 U	< 0.0897 U	< 0.095 U	< 0.0952 UJ	< 0.0924 UJ	< 0.0919 UJ
PCB-166	41411-63-6	ng/g	230	14	< 0.0412 U	0.522	0.356	< 0.0412 U	< 0.0852 U	0.568	< 0.0807 U	< 0.0811 U	< 0.0839 U	< 0.0803 U	< 0.0851 U	0.687	2.03	< 0.0822 U
PCB-167	52663-72-6	ng/g	120	14	1.82	4.06	3.52	0.353	5.31	4.55	1.45	1.77	2.34	0.442	2.3 J	6.05	14.9	0.629
PCB-169	32774-16-6	ng/g	0.12	14	< 0.0249 U	< 0.0255 U	< 0.0256 U	< 0.0249 U	< 0.0515 U	< 0.0484 U	< 0.0488 U	< 0.049 U	< 0.0507 U	< 0.0485 U	< 0.0514 U	< 0.0515 U	< 0.05 U	< 0.0497 U
PCB-170/190	PCB-170/190	ng/g	230	14	7.53 J	19.1 J	17.3 J	1.8 J	24.4	25.5	7.79	7.51	12.1	2.64	9.84 J	22.8	71.7 J	3.92
PCB-171	52663-71-5	ng/g	230	14	2.06 J	4.61 J	4.65 J	0.525 J	6.32	6.73	2.05	1.81	3.09	0.611	2.5	5.82	17.4	0.956
PCB-172/192	PCB-172/192	ng/g	230	14	1.05	2.34	2.22	0.278	3.09	3.48	1.06	0.937	1.55	0.351	< 0.147 U	2.83	8.59	0.588
PCB-173	68194-16-1	ng/g	230	14	0.135	0.368	0.407	< 0.0435 U	0.749	0.554	< 0.0852 U	< 0.0856 U	0.244	< 0.0848 U	0.268	0.595	1.44	< 0.0868 U
PCB-174	38411-25-5	ng/g	230	14	6.45	14.8	14.6	1.61	20.3	20.3	6.79	6.29	10.9	2.29	7.87 J	19.2	59.9 J	3.11
PCB-175	40186-70-7	ng/g	230	14	0.285 J	0.547 J	0.56 J	< 0.0311 UJ	0.803	0.956	0.284	0.271	0.5	0.154 J	0.399	0.701	2.35	0.197
PCB-176	52663-65-7	ng/g	230	14	0.752	1.65	1.69	0.175	2.22	2.52	0.902	0.665	1.29	0.283	1 J	2.01	7.14	0.406
PCB-177	52663-70-4	ng/g	230	14	4.03	9.91	8.99	1.07	12.1	13.9	4.13	3.69	6.72	1.31	5.01 J	12.1	35.7	2.02
PCB-178	52663-67-9	ng/g	230	14	1.54	3.89	3.35	0.443	4.42	5.36	1.42	1.33	2.26	0.486	1.91 J	4.5	12.6	0.809
PCB-179	52663-64-6	ng/g	230	14	2.46	5.53	5.35	0.639	7.33	8.02	2.54	2.21	4.07	0.879	3.25	7.09	22.9	1.21
PCB-180	35065-29-3	ng/g	230	14	14	31 J	30.1 J	3.27	41.5 J	45.2 J	14.3	12.3	22.9	4.93	17.2 J	38.9	124 J	6.58
PCB-181	74472-47-2	ng/g	230	14	< 0.0457 U	< 0.0468 U	< 0.047 U	< 0.0457 U	< 0.0946 U	< 0.089 U	< 0.0896 U	< 0.09 U	< 0.0932 U	< 0.0891 U	< 0.0944 U	< 0.0946 U	< 0.0918 U	< 0.0913 U
PCB-182/187	PCB-182/187	ng/g	230	14	7.93	18.4	17.2	1.97	23.2	26.6	7.52	7.24	12.6	2.66	9.8 J	22.9	66.5 J	3.68
PCB-183	52663-69-1	ng/g	230	14	3.27	7.41	7.46	0.864	9.61	11	3.43	2.94	5.59	1.17	4.23 J	9.16	28.8	1.67
PCB-184	74472-48-3	ng/g	230	14	< 0.024 U	< 0.0246 U	< 0.0247 U	< 0.024 U	< 0.0497 U	< 0.0467 U	< 0.0471 U	< 0.0473 U	< 0.0489 U	< 0.0468 U	< 0.0496 U	< 0.0497 U	< 0.0482 U	< 0.0479 U
PCB-185	52712-05-7	ng/g	230	14	0.768	1.72	1.56	0.181	2.54	2.23	0.829	0.83	1.41	0.321	0.936 J	2.1	7.15	0.409
PCB-186	74472-49-4	ng/g	230	14	< 0.0361 U	< 0.037 U	< 0.0371 U	< 0.0361 U	< 0.0746 U	< 0.0702 U	< 0.0707 U	< 0.071 U	< 0.0735 U	< 0.0703 U	< 0.0745 U	< 0.0746 U	< 0.0724 U	< 0.072 U
PCB-188	74487-85-7	ng/g	230	14	< 0.0262 U	0.0722 J	0.0523 J	< 0.0262 U	< 0.0543 U	< 0.0511 U	< 0.0514 U	< 0.0516 U	< 0.0535 U	< 0.0511 U	< 0.0542 U	0.0854 J	< 0.0527 U	< 0.0524 U
PCB-189	39635-31-9	ng/g	130	14	0.488 J+	0.932 J+	0.853 J+	< 0.027 U	1.28	1.19	0.522	< 0.0532 U	0.566	< 0.0526 U	0.49	1.12	3.11	< 0.0539 U
PCB-191	74472-50-7	ng/g	230	14	0.322 J	0.658 J	0.639 J	< 0.0669 UJ	0.853	0.863	0.341	0.343	0.466	< 0.13 U	0.432	0.839	2.23	< 0.133 U
PCB-193	69782-91-8	ng/g	230	14	0.693	1.54	1.42	0.198	1.84	2.05	0.6	0.659	1.12	0.195	0.935 J	1.98	4.96	0.456

Table 28
Phase 2 Reach Sediment Analytical Results
Phase 2 Data Evaluation Summary Memorandum
Lower Neponset River
Boston and Milton, Massachusetts

					Location	24A-0081	24A-0082	24A-0082	24A-0082	24A-0083	24A-0083	24A-0083	24A-0084	24A-0084	24A-0084	24A-0085	24A-0086	24A-0086	24A-0086
					Sample Name	24A-0081-AD	24A-0082-AS	24A-0082-BS	24A-0082-CS	24A-0083-AS	24A-0083-BS	24A-0083-CS	24A-0084-AS	24A-0084-BS	24A-0084-CS	24A-0085-AS	24A-0086-AS	24A-0086-BS	24A-0086-CS
					Sample Date	10/3/2024	10/1/2024	10/1/2024	10/1/2024	9/19/2024	9/19/2024	9/19/2024	9/19/2024	9/19/2024	9/19/2024	10/23/2024	9/20/2024	9/20/2024	9/20/2024
					Sample Type	FD	N	N	N	N	N	N	N	N	N	N	N	N	N
					Depth Interval	0 - 0.5 ft	0 - 0.5 ft	0.5 - 2.3 ft	2.3 - 4.2 ft	0 - 0.5 ft	0.5 - 1.5 ft	1.5 - 3.1 ft	0 - 0.5 ft	0.5 - 1.9 ft	1.9 - 3 ft	0 - 0.5 ft	0 - 0.5 ft	0.5 - 4.4 ft	4.4 - 5.8 ft
Analyte	Cas No.	Units	Human Health PAL	Ecological PAL															
PCB-194	35694-08-7	ng/g	230	14		4.85	9.81	9.08	1.48	12.8	17	4.89	3.85	7.27	1.89	6.19	12.5	42.1 J	2.78
PCB-195	52663-78-2	ng/g	230	14		1.66	3.88	3.34	0.547	4.78	5.59	2.06	1.33	2.59	< 0.143 U	2.07	6.67	15.3	0.953
PCB-196/203	PCB-196/203	ng/g	230	14		4.89	10.9	9.97	1.36	14.6	16.9	5.1	4.52	7.69	1.81	6.35	13.4	42.2 J	2.86
PCB-197	33091-17-7	ng/g	230	14		0.127 J	0.299 J	0.224 J	< 0.0287 UJ	0.474	0.434	< 0.0563 U	< 0.0566 U	0.247	< 0.056 U	< 0.0594 U	0.439 J	1.17 J	< 0.0574 UJ
PCB-198	68194-17-2	ng/g	230	14		0.304	0.623	0.562	< 0.0488 U	1.1	0.862	< 0.0956 U	< 0.0961 U	0.715	< 0.0951 U	< 0.101 U	0.765	2.4	< 0.0974 U
PCB-199	52663-75-9	ng/g	230	14		4.09	9.38	8.58	1.07	12.7	14.2	4.22	4.03	6.49	1.47	4.73	11.3	37.9	1.85
PCB-200	52663-73-7	ng/g	230	14		0.498 J	1.06 J	1.17 J	< 0.0417 UJ	1.48	1.63	0.662	0.634	0.841	< 0.0812 U	0.564	1.38	4.17	< 0.0832 U
PCB-201	40186-71-8	ng/g	230	14		0.434	1.03	0.961	< 0.025 U	1.36	1.69	0.467	0.551	0.744	< 0.0487 U	0.588	1.27 J	3.8 J	0.305 J
PCB-202	2136-99-4	ng/g	230	14		0.779	1.64	1.48	0.169	2.24	2.43	0.771	0.642	1.17	0.278	0.867 J	2.14	5.47	0.415
PCB-204	74472-52-9	ng/g	230	14		< 0.0483 U	< 0.0495 U	< 0.0497 U	< 0.0483 U	< 0.1 U	< 0.094 U	< 0.0947 U	< 0.0951 U	< 0.0985 U	< 0.0942 U	< 0.0998 U	< 0.1 U	< 0.097 U	< 0.0965 U
PCB-205	74472-53-0	ng/g	230	14		< 0.0267 UJ	0.664	0.466	< 0.0267 U	0.785	0.819	< 0.0523 U	< 0.0526 U	< 0.0544 U	< 0.0521 U	< 0.0552 U	0.614	2.36	< 0.0533 U
PCB-206	40186-72-9	ng/g	230	14		2.23	5.73	4.52	0.663	7.48	6.9	2.48	2.33	3.44	0.699	3.28	7.66	16.5	0.988
PCB-207	52663-79-3	ng/g	230	14		0.3 J	0.586 J	0.513 J	< 0.0339 UJ	0.773	0.823	< 0.0663 U	0.304	0.432	< 0.066 U	0.335	0.775	1.69	< 0.0676 U
PCB-208	52663-77-1	ng/g	230	14		0.664	1.81	1.36	0.198	2.16	1.94	0.809	0.536	1.16	0.498	0.992	2.57	4.78	< 0.0676 U
PCB-209	2051-24-3	ng/g	230	14		1.31	4.53	3	0.369	4.19	2.72	1.74	1.17	2.48	0.553	2.12 J	5.3	8.15	0.665
Total Decachlorobiphenyls	RA_Total_DECPCB	ng/g	230	14		1.31	4.53	3	0.369	4.19	2.72	1.74	1.17	2.48	0.553	2.12	5.3	8.15	0.665
Total Dichlorobiphenyls	RA_Total_DIPCB	ng/g	230	14		797.47	219.97	1761.6	383.76	448.77	8289.4	1152.89	349.28	914.78	199.51	477.4	206.81	5509.1	360.2
Total Heptachlorobiphenyls	RA_Total_HEPPCB	ng/g	230	14		53.763	124.477	118.401	13.023	162.555	176.453	54.508	49.025	87.376	18.28	66.07	154.73	476.47	26.011
Total Hexachlorobiphenyls	RA_Total_HEXPCB	ng/g	230	14		172.633	415.798	382.495	38.28	516.582	485.498	151.4	161.237	247.578	47.466	212.018	536.233	1709.35	71.797
Total Monochlorobiphenyls	RA_Total_MONPCB	ng/g	230	14		109.39	54.432	105.83	19.86	32.2	360	59.44	28.96	33.36	9.121	70.28	45.206	150.79	11.56
Total Nonachlorobiphenyls	RA_Total_NONPCB	ng/g	230	14		3.194	8.126	6.393	0.861	10.413	9.663	3.289	3.17	5.032	1.197	4.607	11.005	22.97	0.988
Total Octachlorobiphenyls	RA_Total_OCTPCB	ng/g	230	14		17.632	39.286	35.833	4.626	52.319	61.555	18.17	15.557	27.757	5.448	21.359	50.478	156.87	9.163
Total Pentachlorobiphenyls	RA_Total_PENPCB	ng/g	230	14		473.892	661.927	1090.33	132.091	1312.84	1516.73	717.621	499.126	1235.46	235.644	541.537	988.04	6436.15	358.066
Total Tetrachlorobiphenyls	RA_Total_TETPCB	ng/g	230	14		1534.83	799.56	3647.95	610.151	2460.66	7254.71	2757.14	1546.27	4041.21	738.197	1294.24	1204.87	20768.7	1165.89
Total Trichlorobiphenyls	RA_Total_TRICPB	ng/g	230	14		1559.57	271.834	4729.38	920.275	1179.39	13966.2	3167.09	1432.18	3981.93	676.39	1075.37	331.403	24138.1	1230.01
Total PCB Congeners	RA_Tot_PCB_Cong	ng/g	120	14		4723.69	2599.94	11881.2	2123.3	6179.92	32123	8083.29	4085.98	10577	1931.81	3765	3534.08	59376.6	3234.34
Total PCB TEQ (Bird)	RA-TEQ-B-PCB	ng/g				0.78029388	0.60598962	1.71654613	0.25379681	1.8351523	2.5711617	1.57378922	0.8586733	1.82486726	0.36810089	0.7837211	1.2927155	8.3505701	0.66950169
Total PCB TEQ (Fish)	RA-TEQ-F-PCB	ng/g				0.00230844	0.00215451	0.005090615	0.00061051	0.01291805	0.01710915	0.00493726	0.00216515	0.00603883	0.001146865	0.0024154	0.01116445	0.0483847	0.002104455
Total PCB TEQ (Mammal)	RA-TEQ-M-PCB	ng/g				0.00417664	0.00492306	0.00939069	0.00113306	0.1651743	0.2186229	0.00768756	0.0044409	0.01057598	0.00203469	0.0045674	0.1553957	0.5063582	0.00328773
TAL Metals and Mercury																			
Aluminum	7429-90-5	mg/kg	7700	25000		4000	9600	5400	3900	7600	5100	5100	4500	5300	5600	5200	11000	11000	12000
Calcium	7440-70-2	mg/kg				1500	3900	1700	870	2200	1300	1100	2500	1600	2000	2700	3400	1800	1900
Iron	7439-89-6	mg/kg	5500	20000		8500	31000	11000	8900	16000	7900	7400	8000	7100	10000	10000	30000	14000	15000
Magnesium	7439-95-4	mg/kg				1400	2500	1500	1800	2000	1400	1400	1700	1300	3300	1800	2700	2200	3600
Potassium	7440-09-7	mg/kg				260 J-	450 J	260 J	210 J	360 J	330 J	330 J	460 J	300 J	340 J	370 J	530 J	520 J	760 J
Sodium	7440-23-5	mg/kg				180 J	270 J	190 J	< 610 U	600 J	330 J	290 J	650 J	430 J	250 J	250 J	490 J	250 J	330 J
Antimony	7440-36-0	mg/kg	3.1	2		< 1.7 U	2.8 J+	< 1.6 U	< 1.3 U	1.9 J+	< 1.4 U	< 1.3 U	< 1.9 U	< 1.6 U	< 1.2 U	< 2.4 U	2.3 J+	< 1.7 U	< 1.7 U
Arsenic	7440-38-2	mg/kg	0.68	9.8		2.7	10	3.9	1.1	5.5	2.2	2.3	2.9	3.6	1.0	4.5	8.6	7.4	3.7
Barium	7440-39-3	mg/kg	1500	20		45	190	65	17	110	38	43	35	44	23	64	160	87	46
Beryllium	7440-41-7	mg/kg	16			0.23 J-	0.85 J-	0.45 J-	0.12 J-	0.66 J-	0.26 J-	0.24 J-	0.21 J-	0.31 J-	0.20 J-	0.36 J-	0.90 J-	0.53 J-	0.38 J-
Cadmium	7440-43-9	mg/kg	0.71	1		1.1	2.0	1.4	0.13 J	1.6	0.82	0.36 J	0.94	0.75 J	0.18 J	0.95 J	2.6	1.6	0.45 J
Chromium, Total	7440-47-3	mg/kg	0.95	43.4		25 EB	75 EB	73 EB	13 EB	75 EB	50 EB	33 EB	23 EB	47 EB	10 EB	38	79 EB	130 EB	49 EB
Cobalt	7440-48-4	mg/kg	2.3	50		4.0	12	4.1	1.9	5.6	4.1	2.9	3.3	3.9	3.3	8.7	11	4.6	6.8
Copper	7440-50-8	mg/kg	310	31.6		28	82	63	8.4	86	41	36	43	58	9.2	47	83	120	48
Lead	7439-92-1	mg/kg	200	35.8		130	240	210	31	310	97	69	110	150	16	120 EB	280	280	81
Manganese	7439-96-5	mg/kg	180	460		260 JEB	2200 EB	210 EB	52 EB	390 JEB	100 JEB	110 JEB	87 JEB	88 JEB	64 JEB	330 JEB	1800 EB	260 EB	130 EB
Nickel	7440-02-0	mg/kg	140	22.7		5.3	15	8.3	2.4	15	8.5	5.3	11	11	5.8	9.5	17	9.6	14
Selenium	7782-49-2	mg/kg	39	11		< 4.2 U	< 5.3 U	< 4.1 U	< 3.2 U	< 4.4 U	< 3.4 U	< 3.1 U	< 4.7 U	< 3.9 U	< 3.0 U	< 6.0 U	< 5.4 U	< 4.2 U	< 4.2 U
Silver	7440-22-4	mg/kg	39	1		0.33 J+	0.73 J	0.46 J	< 0.64 U	0.83 J	0.43 J	0.16 J	0.30 J	0.23 J	< 0.61 U	0.31 J	0.75 J	0.75 J	0.23 J
Thallium	7440-28-0	mg/kg	0.078			< 0.83 U	< 1.1 U	< 0.81 U	< 0.64 U	< 0.88 U	< 0.69 U	< 0.63 U	< 0.94 U	< 0.78 U	< 0.61 U	< 1.2 U	< 1.1 UJ	< 0.85 UJ	< 0.83 UJ
Vanadium	7440-62-2	mg/kg	39			9.4	37	21	5.9	42	19	11	17	17	7.1	18	38	30	17
Zinc	7440-66-6	mg/kg	2300	121		160	350	180	35	200	150	79	160	140	41	210 EB	280	220	89
Mercury	7439-97-6	mg/kg	2.3	0.18		0.38	0.96	0.55	0.18	0.59	0.39	0.38	0.15 J-	0.52	0.074 J-	0.50	1.2	2.0	0.75
TCL VOCs																			
1,1,1-Trichloroethane (TCA)	71-55-6	ug/kg	810000	70		< 8.1 U	< 12 U	< 8.3 UJ	< 6.0 U	< 12 U	< 7.7 U	< 7.2 U	< 12 U	< 6.6 UJ	< 5.8 U	< 8.7 U	< 9.7 U	< 9.6 U	< 5.6 U
1,1,2,2-TETRACHLOROETHANE	79-34-5	ug/kg	600	250		< 8.1 U	< 12 U	< 8.3 U	< 6.0 U	< 12 U	< 7.7 U	< 7.2 U	< 12 U	< 6.6 U	< 5.8 U	< 8.7 U	< 9.7 U	< 9.6 U	< 5.6 U
1,1,2-TRICHLORO-1,2,2-TRIFLUOROETHANE	76-13-1	ug/kg	670000			< 8.1 U	< 12 U	< 8.3 U	< 6.0 U	< 12 U	< 7.7 U	< 7.2 U	< 12 U	< 6.6 UJ	< 5.8 U	< 8.7 U	< 9.7 U	< 9.6 U	< 5.6 U
1,1,2-Trichloroethane	79-00-5	ug/kg	150	538		< 8.1 U	< 12 U	< 8.3 U	< 6.0 U	< 12 U	< 7.7 U	< 7.2 U	< 12 U	< 6.6 U	< 5.8 U	< 8.7 U	< 9.7 U	< 9.6 U	< 5.6 U
1,1-Dichloroethane	75-34-3	ug/kg	3600	20		< 8.1 U	< 12 U	< 8.3 U	< 6.0 U	< 12 U	< 7.7 U	< 7.2 U	< 12 U	< 6.6 U	< 5.8 U	< 8.7 U	< 9.7 U	< 9.6 U	< 5.6 U
1,1-Dichloroethene	75-35-4	ug/kg	480	100		< 8.1 U	< 12 U	< 8.3 U	< 6.0 U	< 12 U	< 7.7 U	< 7.2 U	< 12 U	< 6.6 U	< 5.8 U	< 8.7 UJ	< 9.7 U	< 9.6 U	< 5.6 U
1,2,3-Trichlorobenzene	87-61-6	ug/kg	6300	113		< 8.1 U	< 12 UJ	< 8.3 UJ	< 6.0 U	< 910 U	< 550 U	< 7.2 U	< 12 UJ	< 6.6 U	< 370 U	< 8.7 U	< 9.7 U	< 9.6 U	< 5.6 U
1,2,3-TRICHLOROPROPANE	96-18-4	ug/kg	5.1			< 8.1 U	< 12 U	< 8.3 U	< 6.0 U	< 910 U	< 550 U	< 7.2 U	< 12 U	< 6.6 U	< 370 U	< 8.7 U	< 9.7 U	< 9.6 U	< 5.6 U
1,2,4-TRICHLOROBENZENE	120-82-1	ug/kg	5800	11		< 8.1 U	< 12 UJ	< 8.3 UJ	< 6.0 U	< 910 U	< 550 U	< 7.2 U	< 12 UJ	< 6.6 U	< 370 U	< 8.7 U	< 9.7 U	< 9.6 U	< 5.6 U
1,2,4-Trimethylbenzene	95-63-6	ug/kg	30000	97		< 8.1 U	< 12 U	< 8.3 U	< 6.0 U	< 910 U	< 550 U	< 7.2 U	< 12 U	< 6.6 U	< 5.8 U	< 8.7 U	< 9.7 U	< 9.6 U	< 5.6 U
1,2-Dibromo-3-Chloropropane	96-12-8	ug/kg	5.3			< 8.1 U	< 12 U	< 8.3 U	< 6.0 U	< 910 U	< 550 U	< 7.2 U	< 12 U	< 6.6 U	< 5.8 U	< 8.7 U	< 9.7 U	< 9.6 U	< 5.6 U
1,2-Dibromoethane (Ethylene Dibromide)	106-93-4	ug/kg	36			< 8.1 U	< 12 U	< 8.3 U	< 6.0 U	< 12 U	< 7.7 U	< 7.2 U	< 12 U	< 6.6 UJ	< 5.8 U	< 8.7 U	< 9.7 U	< 9.6 U	< 5.6 U
1,2-Dichlorobenzene	95-50-1	ug/kg	180000	95		< 8.1 U	< 12 UJ	< 8.3 UJ	< 6.0 U	< 910 U	< 550 U	< 7.2 U	< 12 UJ	< 6.6 U	< 370 U	< 8.7 U	< 9.7 U	< 9.6 U	< 5.6 U
1,2-Dichloroethane	107-06-2	ug/kg	460	986		< 8.1 U	< 12 U	< 8.3 U	< 6.0 U	< 12 U	< 7.7 U	< 7.2 U	< 12 U	< 6.6 UJ	< 5.8 U	< 8.7 U	< 9.7 U	< 9.6 U	< 5.6 U
1,2-DICHLOROPROPANE	78-87-5	ug/kg	1600	428		< 8.1 U	< 12 U	< 8.3 U	< 6.0 U	< 12 U	< 7.7 U	< 7.2 U	< 12 U	< 6.6 U	< 370 U	< 8.7 U	< 9.7 U	< 9.6 U	< 5.6 U
1,3,5-Trimethylbenzene (Mesitylene)	108-67-8	ug/kg	27000	164		< 8.1 U	< 12 U	< 8.3 U	< 6.0 U	< 910 U	< 550 U	< 7.2 U	< 12 U	< 6.6 U	< 5.8 U	< 8.7 U	< 9.7 U	< 9.6 U	< 5.6 U

Table 28
Phase 2 Reach Sediment Analytical Results
Phase 2 Data Evaluation Summary Memorandum
Lower Neponset River
Boston and Milton, Massachusetts

					Location	24A-0081	24A-0082	24A-0082	24A-0082	24A-0083	24A-0083	24A-0083	24A-0084	24A-0084	24A-0084	24A-0085	24A-0086	24A-0086	24A-0086
					Sample Name	24A-0081-AD	24A-0082-AS	24A-0082-BS	24A-0082-CS	24A-0083-AS	24A-0083-BS	24A-0083-CS	24A-0084-AS	24A-0084-BS	24A-0084-CS	24A-0085-AS	24A-0086-AS	24A-0086-BS	24A-0086-CS
					Sample Date	10/3/2024	10/1/2024	10/1/2024	10/1/2024	9/19/2024	9/19/2024	9/19/2024	9/19/2024	9/19/2024	9/19/2024	10/23/2024	9/20/2024	9/20/2024	9/20/2024
					Sample Type	FD	N	N	N	N	N	N	N	N	N	N	N	N	N
					Depth Interval	0 - 0.5 ft	0 - 0.5 ft	0.5 - 2.3 ft	2.3 - 4.2 ft	0 - 0.5 ft	0.5 - 1.5 ft	1.5 - 3.1 ft	0 - 0.5 ft	0.5 - 1.9 ft	1.9 - 3 ft	0 - 0.5 ft	0 - 0.5 ft	0.5 - 4.4 ft	4.4 - 5.8 ft
Analyte	Cas No.	Units	Human Health PAL	Ecological PAL														
1,3-DICHLOROBENZENE	541-73-1	ug/kg	2600	89	< 8.1 U	< 12 UJ	< 8.3 UJ	< 6.0 U	< 910 U	< 550 U	< 7.2 U	< 12 UJ	< 6.6 U	< 370 U	< 8.7 U	< 9.7 U	< 9.6 U	< 5.6 U
1,4-DICHLOROBENZENE	106-46-7	ug/kg	2600	30	< 8.1 U	< 12 UJ	< 8.3 UJ	< 6.0 U	< 910 U	< 550 U	< 7.2 U	< 12 UJ	< 6.6 U	< 370 U	< 8.7 U	< 9.7 U	< 9.6 U	< 5.6 U
2-HEXANONE	591-78-6	ug/kg	20000	45	< 16 U	< 23 U	< 17 U	< 12 U	< 23 U	< 15 U	< 14 U	< 24 U	< 13 U	< 12 U	< 17 U	< 19 U	< 19 U	< 11 U
ACETONE	67-64-1	ug/kg	7000000	65	59 EB	< 23 U	16 JEB	< 12 U	< 23 U	59 EB	57 EB	24 EB	39 EB	9.0 JEB	63 EB	< 19 U	< 19 U	< 11 U
Benzene	71-43-2	ug/kg	1200	10	< 8.1 U	< 12 U	< 8.3 U	< 6.0 U	< 12 U	< 7.7 U	< 7.2 U	< 12 U	< 6.6 U	< 5.8 U	< 8.7 U	< 9.7 U	< 9.6 U	< 5.6 U
BROMOCHLOROMETHANE	74-97-5	ug/kg	15000		< 8.1 U	< 12 U	< 8.3 U	< 6.0 U	< 12 U	< 7.7 U	< 7.2 U	< 12 U	< 6.6 U	< 5.8 U	< 8.7 U	< 9.7 U	< 9.6 U	< 5.6 U
BROMODICHLOROMETHANE	75-27-4	ug/kg	290	210	< 8.1 U	< 12 U	< 8.3 U	< 6.0 U	< 12 U	< 7.7 U	< 7.2 U	< 12 U	< 6.6 U	< 370 U	< 8.7 U	< 9.7 U	< 9.6 U	< 5.6 U
BROMOFORM	75-25-2	ug/kg	19000	142	< 8.1 U	< 12 U	< 8.3 U	< 6.0 U	< 910 U	< 550 U	< 7.2 U	< 12 U	< 6.6 U	< 5.8 U	< 8.7 U	< 9.7 U	< 9.6 U	< 5.6 U
BROMOMETHANE	74-83-9	ug/kg	680	6.5	< 8.1 U	< 12 U	< 8.3 U	< 6.0 U	< 12 U	< 7.7 U	< 7.2 U	< 12 U	< 6.6 U	< 5.8 U	< 8.7 U	< 9.7 U	< 9.6 U	< 5.6 U
CARBON DISULFIDE	75-15-0	ug/kg	77000	7.8	< 8.1 U	< 12 U	< 8.3 U	< 6.0 U	< 12 U	< 7.7 U	0.94 J	< 12 U	0.94 J	< 5.8 U	< 8.7 U	< 9.7 U	< 9.6 U	< 5.6 U
CARBON TETRACHLORIDE	56-23-5	ug/kg	650	57	< 8.1 U	< 12 U	< 8.3 U	< 6.0 U	< 12 U	< 7.7 U	< 7.2 U	< 12 U	< 6.6 UJ	< 5.8 U	< 8.7 U	< 9.7 U	< 9.6 U	< 5.6 U
Chlorobenzene	108-90-7	ug/kg	28000	30	< 8.1 U	< 12 UJ	< 8.3 UJ	< 6.0 U	< 910 U	< 7.7 U	< 7.2 U	< 12 UJ	< 6.6 U	< 370 U	< 8.7 U	< 9.7 U	< 9.6 U	< 5.6 U
CHLOROETHANE	75-00-3	ug/kg	540000		< 8.1 U	< 12 UJ	< 8.3 UJ	< 6.0 UJ	< 12 U	< 7.7 U	< 7.2 U	< 12 U	< 6.6 U	< 5.8 U	< 8.7 U	< 9.7 U	< 9.6 U	< 5.6 U
Chloroform	67-66-3	ug/kg	320	87	< 8.1 U	< 12 U	< 8.3 U	< 6.0 U	< 12 U	< 7.7 U	< 7.2 U	< 12 U	< 6.6 U	< 5.8 U	< 8.7 U	< 9.7 U	< 9.6 U	< 5.6 U
CHLOROMETHANE	74-87-3	ug/kg	11000		< 8.1 U	< 12 U	< 8.3 U	< 6.0 U	< 12 U	< 7.7 U	< 7.2 U	< 12 U	< 6.6 U	< 5.8 U	< 8.7 U	< 9.7 U	< 9.6 U	< 5.6 U
CIS-1,2-DICHLOROETHYLENE	156-59-2	ug/kg	6300	432	< 8.1 U	< 12 U	< 8.3 U	< 6.0 U	< 12 U	< 7.7 U	< 7.2 U	< 12 U	< 6.6 U	< 5.8 U	< 8.7 UJ	< 9.7 U	< 9.6 U	< 5.6 U
cis-1,3-Dichloropropene	10061-01-5	ug/kg	1800		< 8.1 U	< 12 U	< 8.3 U	< 6.0 U	< 12 U	< 7.7 U	< 7.2 U	< 12 U	< 6.6 U	< 5.8 U	< 8.7 U	< 9.7 U	< 9.6 U	< 5.6 U
Cyclohexane	110-82-7	ug/kg	650000		< 8.1 U	< 12 U	< 8.3 U	< 6.0 U	< 12 U	< 7.7 U	< 7.2 U	< 12 U	< 6.6 U	< 370 U	< 8.7 U	< 9.7 U	< 9.6 U	< 5.6 U
DIBROMOCHLOROMETHANE	124-48-1	ug/kg	8300	198	< 8.1 U	< 12 U	< 8.3 U	< 6.0 U	< 12 U	< 7.7 U	< 7.2 U	< 12 U	< 6.6 U	< 5.8 U	< 8.7 U	< 9.7 U	< 9.6 U	< 5.6 U
Dichlorodifluoromethane	75-71-8	ug/kg	8700		< 8.1 U	< 12 U	< 8.3 U	< 6.0 U	< 12 U	< 7.7 U	< 7.2 U	< 12 U	< 6.6 U	< 5.8 U	< 8.7 U	< 9.7 U	< 9.6 U	< 5.6 U
Ethylbenzene	100-41-4	ug/kg	5800	290	< 8.1 U	< 12 U	< 8.3 U	< 6.0 U	< 12 U	< 7.7 U	< 7.2 U	< 12 U	< 6.6 U	< 5.8 U	< 8.7 U	< 9.7 U	< 9.6 U	< 5.6 U
Isopropylbenzene (Cumene)	98-82-8	ug/kg	190000	35	< 8.1 U	< 12 U	< 8.3 U	< 6.0 U	< 910 U	< 550 U	< 7.2 U	< 12 U	< 6.6 U	< 5.8 U	< 8.7 U	< 9.7 U	< 9.6 U	< 5.6 U
m,p-Xylene	179601-23-1	ug/kg	55000		< 8.1 U	< 12 U	< 8.3 U	< 6.0 U	< 12 U	< 7.7 U	< 7.2 U	< 12 U	< 6.6 U	< 5.8 U	< 8.7 U	< 9.7 U	< 9.6 U	< 5.6 U
METHYL ACETATE	79-20-9	ug/kg	7800000		< 8.1 U	< 12 U	< 8.3 U	< 6.0 U	< 12 U	< 7.7 U	< 7.2 U	< 12 U	< 6.6 UJ	< 5.8 U	< 8.7 U	< 9.7 U	< 9.6 U	< 5.6 U
Methyl Ethyl Ketone (2-Butanone)	78-93-3	ug/kg	2700000	7604	21	< 23 U	< 17 U	< 12 U	< 23 U	19	21	12 J	13	< 12 U	22	< 19 U	< 19 U	< 11 U
METHYL ISOBUTYL KETONE (4-METHYL-2-PENTANONE)	108-10-1	ug/kg	3300000	73	< 16 U	< 23 U	< 17 U	< 12 U	< 23 U	< 15 U	< 14 U	< 24 U	< 13 U	< 12 U	< 17 U	< 19 U	< 19 U	< 11 U
Methylcyclohexane	108-87-2	ug/kg	9800		< 8.1 U	< 12 U	< 8.3 U	< 6.0 U	< 12 U	< 7.7 U	< 7.2 U	< 12 U	< 6.6 U	< 370 U	< 8.7 U	< 9.7 U	< 9.6 U	< 5.6 U
Methylene Chloride	75-09-2	ug/kg	35000	18	< 8.1 U	< 12 U	< 8.3 U	< 6.0 U	< 12 U	< 7.7 U	< 7.2 U	< 12 U	< 6.6 UJ	< 5.8 U	< 8.7 U	< 9.7 U	< 9.6 U	< 5.6 U
o-Xylene (1,2-Dimethylbenzene)	95-47-6	ug/kg	64000		< 8.1 U	< 12 U	< 8.3 U	< 6.0 U	< 12 U	< 7.7 U	< 7.2 U	< 12 U	< 6.6 U	< 5.8 U	< 8.7 U	< 9.7 U	< 9.6 U	< 5.6 U
Styrene	100-42-5	ug/kg	600000	126	< 8.1 U	< 12 U	< 8.3 U	< 6.0 U	< 12 U	< 7.7 U	< 7.2 U	< 12 U	< 6.6 U	< 5.8 U	< 8.7 U	< 9.7 U	< 9.6 U	< 5.6 U
TERT-BUTYL METHYL ETHER	1634-04-4	ug/kg	47000	304	< 8.1 U	< 12 U	< 8.3 U	< 6.0 U	< 12 U	< 7.7 U	< 7.2 U	< 12 U	< 6.6 UJ	< 5.8 U	< 8.7 U	< 9.7 U	< 9.6 U	< 5.6 U
Tetrachloroethylene (PCE)	127-18-4	ug/kg	8100	2	< 8.1 U	< 12 U	< 8.3 U	< 6.0 U	< 12 U	< 7.7 U	< 7.2 U	< 12 U	< 6.6 U	< 5.8 U	< 8.7 U	< 9.7 U	< 9.6 U	< 5.6 U
Toluene	108-88-3	ug/kg	490000	10	< 8.1 U	< 12 U	< 8.3 U	< 6.0 U	< 12 U	< 7.7 U	< 7.2 U	< 12 U	< 6.6 U	< 5.8 U	< 8.7 U	< 9.7 U	< 9.6 U	< 5.6 U
Trans-1,2-Dichloroethylene	156-60-5	ug/kg	7000	389	< 8.1 U	< 12 U	< 8.3 U	< 6.0 U	< 12 U	< 7.7 U	< 7.2 U	< 12 U	< 6.6 U	< 5.8 U	< 8.7 UJ	< 9.7 U	< 9.6 U	< 5.6 U
Trans-1,3-Dichloropropene	10061-02-6	ug/kg	1800		< 8.1 U	< 12 U	< 8.3 U	< 6.0 U	< 12 U	< 7.7 U	< 7.2 U	< 12 U	< 6.6 U	< 5.8 U	< 8.7 U	< 9.7 U	< 9.6 U	< 5.6 U
Trichloroethylene (TCE)	79-01-6	ug/kg	410	78	< 8.1 U	< 12 U	< 8.3 U	< 6.0 U	< 12 U	< 7.7 U	< 7.2 U	< 12 U	< 6.6 U	< 5.8 U	< 8.7 U	< 9.7 U	< 9.6 U	< 5.6 U
Trichlorofluoromethane	75-69-4	ug/kg	2300000		< 8.1 U	< 12 U	< 8.3 U	< 6.0 U	< 12 U	< 7.7 U	< 7.2 U	< 12 U	< 6.6 UJ	< 5.8 U	< 8.7 U	< 9.7 U	< 9.6 U	< 5.6 U
Vinyl Chloride	75-01-4	ug/kg	59	482	< 8.1 U	< 12 U	< 8.3 U	< 6.0 U	< 12 U	< 7.7 U	< 7.2 U	< 12 U	< 6.6 U	< 5.8 U	< 8.7 U	< 9.7 U	< 9.6 U	< 5.6 U
TCL SVOCs																		
1,2,4,5-TETRACHLOROBENZENE	95-94-3	ug/kg	230	187	< 280 U	< 400 U	< 290 U	< 210 U	< 390 U	< 270 U	< 260 U	< 420 U	< 240 U	< 210 U	< 330 U	< 350 U	< 290 U	< 190 U
1,4-Dioxane (P-Dioxane)	123-91-1	ug/kg	5300		< 110 UJ	< 160 U	< 110 U	< 80 U	< 150 U	< 110 U	< 100 U	< 170 UJ	< 92 U	< 81 U	< 130 U	< 140 U	< 120 U	< 76 U
1-Methylnaphthalene	90-12-0	ug/kg	18	141	< 280 U	< 400 U	< 290 U	< 210 U	< 390 U	< 270 U	< 260 U	< 420 U	< 240 U	< 210 U	< 330 U	< 350 U	< 290 U	< 190 U
2,3,4,6-TETRACHLOROPHENOL	58-90-2	ug/kg	190000	30	< 280 U	< 400 U	< 290 U	< 210 U	< 390 U	< 270 U	< 260 U	< 420 U	< 240 U	< 210 U	< 330 U	< 350 U	< 290 U	< 190 U
2,4,5-TRICHLOROPHENOL	95-95-4	ug/kg	630000	34	< 280 U	< 400 U	< 290 U	< 210 U	< 390 U	< 270 U	< 260 U	< 420 U	< 240 U	< 210 U	< 330 U	< 350 U	< 290 U	< 190 U
2,4,6-TRICHLOROPHENOL	88-06-2	ug/kg	6300		< 280 U	< 400 U	< 290 U	< 210 U	< 390 U	< 270 U	< 260 U	< 420 U	< 240 U	< 210 U	< 330 U	< 350 U	< 290 U	< 190 U
2,4-DICHLOROPHENOL	120-83-2	ug/kg	19000	57	< 280 U	< 400 U	< 290 U	< 210 U	< 390 U	< 270 U	< 260 U	< 420 U	< 240 U	< 210 U	< 330 U	< 350 U	< 290 U	< 190 U
2,4-DIMETHYLPHENOL	105-67-9	ug/kg	130000	39	< 280 UJ	< 400 U	< 290 U	< 210 U	< 390 U	< 270 U	< 260 U	< 420 U	< 240 U	< 210 U	< 330 UJ	< 350 U	< 290 U	< 190 U
2,4-DINITROPHENOL	51-28-5	ug/kg	13000	223	< 550 U	< 770 U	< 570 U	< 400 UJ	< 760 UJ	< 520 U	< 500 U	< 820 U	< 460 U	< 400 U	< 640 U	< 680 UJ	< 570 U	< 370 U
2,4-DINITROTOLUENE	121-14-2	ug/kg	1700	290	< 280 U	< 400 U	< 290 U	< 210 U	< 390 U	< 270 U	< 260 U	< 420 U	< 240 U	< 210 U	< 330 U	< 350 U	< 290 U	< 190 U
2,6-DINITROTOLUENE	606-20-2	ug/kg	360	296	< 280 U	< 400 U	< 290 U	< 210 U	< 390 U	< 270 U	< 260 U	< 420 U	< 240 U	< 210 U	< 330 U	< 350 U	< 290 U	< 190 U
2-CHLORONAPHTHALENE	91-58-7	ug/kg	480000		< 280 U	< 400 U	< 290 U	< 210 U	< 390 U	< 270 U	< 260 U	< 420 U	< 240 U	< 210 U	< 330 U	< 350 U	< 290 U	< 190 U
2-CHLOROPHENOL	95-57-8	ug/kg	39000	55	< 280 U	< 400 U	< 290 U	< 210 U	< 390 U	< 270 U	< 260 U	< 420 U	< 240 U	< 210 U	< 330 U	< 350 U	< 290 U	< 190 U
2-Methylnaphthalene	91-57-6	ug/kg	24000	20.2	< 280 U	< 400 U	< 290 U	< 210 U	< 390 U	< 270 U	< 260 U	< 420 U	< 240 U	< 210 U	< 330 U	< 350 U	< 290 U	< 190 U
2-METHYLPHENOL (O-CRESOL)	95-48-7	ug/kg	320000	119	< 550 UJ	< 770 U	< 570 U	< 400 U	< 760 U	< 520 U	< 500 U	< 820 U	< 460 U	< 400 U	< 640 UJ	< 680 U	< 570 U	< 370 U
2-NITROANILINE	88-74-4	ug/kg	63000		< 280 U	< 400 U	< 290 U	< 210 UJ	< 390 UJ	< 270 U	< 260 U	< 420 U	< 240 U	< 210 U	< 330 U	< 350 UJ	< 290 U	< 190 U
2-NITROPHENOL	88-75-5	ug/kg	1900000	168	< 280 U	< 400 U	< 290 U	< 210 U	< 390 U	< 270 U	< 260 U	< 420 U	< 240 U	< 210 U	< 330 U	< 350 U	< 290 U	< 190 U
3,3'-DICHLOROBENZIDINE	91-94-1	ug/kg	1200	31	< 550 U	< 770 U	< 570 U	< 400 U	< 760 U	< 520 U	< 500 U	< 820 U	< 460 U	< 400 U	< 640 U	< 680 U	< 570 U	< 370 U
3-NITROANILINE	99-09-2	ug/kg	25000		< 550 U	< 770 U	< 570 U	< 400 UJ	< 760 UJ	< 520 U	< 500 U	< 820 U	< 460 U	< 400 U	< 640 U	< 680 UJ	< 570 U	< 370 U
4,6-DINITRO-2-METHYLPHENOL	534-52-1	ug/kg	510	1477	< 550 U	< 770 U	< 570 U	< 400 UJ	< 760 U	< 520 U	< 500 U	< 820 U	< 460 U	< 400 U	< 640 UJ	< 680 UJ	< 570 U	< 370 U
4-BROMOPHENYL PHENYL ETHER	101-55-3	ug/kg		47	< 280 U	< 400 U	< 290 U	< 210 U	< 390 U	< 270 U	< 260 U	< 420 U	< 240 U	< 210 U	< 330 U	< 350 U	< 290 U	< 190 U
4-CHLORO-3-METHYLPHENOL	59-50-7	ug/kg	630000	5	< 280 U	< 400 U	< 290 U	< 210 U	< 390 U	< 270 U	< 260 U	< 420 U	< 240 U	< 210 U	< 330 U	< 350 U	< 290 U	< 190 U
4-CHLOROANILINE	106-47-8	ug/kg	2700	0.9	< 550 U	< 770 U	< 570 U	< 400 U	< 760 U	< 520 U	< 500 U	< 820 U	< 460 U	< 400 U	< 640 U	< 680 U	< 570 U	< 370 U
4-CHLOROPHENYL PHENYL ETHER	7005-72-3	ug/kg			< 280 U	< 400 U	< 290 U	< 210 U	< 390 U	< 270 U	< 260 U	< 420 U	< 240 U	< 210 U	< 330 U	< 350 U	< 290 U	< 190 U
4-METHYLPHENOL (P-CRESOL)	106-44-5	ug/kg	130000	93	< 550 UJ	< 770 U	< 570 U	< 400 UJ	< 760 U	< 520 U	< 500 U	< 820 U	< 460 U	< 400 U	< 640 UJ	< 680 U	< 570 U	< 370 U
4-Nitroaniline	100-01-6	ug/kg	25000		< 550 U	< 770 U	< 570 U	< 400 UJ	< 760 UJ	< 520 U	< 500 U	< 820 U	< 460 U	< 400 U	< 640 U	< 680 UJ	< 570 U	< 370 U
4-NITROPHENOL	100-02-7	ug/kg	1900000	153	< 550 U	< 770 U	< 570 U	< 400 UJ	< 760 UJ	< 520 U	< 500 U	< 820 U	< 460 U	< 400 U	< 640 U	< 680 UJ	< 570 U	< 370 U
Acenaphthene	83-32-9	ug/kg	360000	6.7	210 J	< 400 U	< 290 U	< 210 U	< 390 U	< 270 U	< 260 U	< 420 U	< 240 U	< 210 U	< 330 U	< 350 U	< 290 U	< 190 U
ACENAPHTHYLENE	208-96-8	ug/kg	360000	5.9	< 280 U	< 400 U	< 290 U	< 210 U	< 390 U	< 270 U	< 260 U	< 420 U	< 240 U	< 210 U	< 330 U	< 350 U	< 290 U	< 190 U
Acetophenone	98-86-2	ug/kg	780000		87 J	< 770 U	< 570 U	< 400 U	< 760 U	< 520 U	< 500 U	95 J	< 460 U	< 400 U	160 J	< 680 U	< 570 U	< 370 U
ANTHRACENE	120-12-7	ug/kg	1800000	57	360	< 400 U	< 290 U	< 210 U	< 390 U	< 270 U	< 260 U	< 420 U	< 240 U	< 210 U	< 330 U	< 350 U	< 290 U	< 190 U

Table 28
Phase 2 Reach Sediment Analytical Results
Phase 2 Data Evaluation Summary Memorandum
Lower Neponset River
Boston and Milton, Massachusetts

					Location	24A-0081	24A-0082	24A-0082	24A-0082	24A-0083	24A-0083	24A-0083	24A-0084	24A-0084	24A-0084	24A-0085	24A-0086	24A-0086	24A-0086
					Sample Name	24A-0081-AD	24A-0082-AS	24A-0082-BS	24A-0082-CS	24A-0083-AS	24A-0083-BS	24A-0083-CS	24A-0084-AS	24A-0084-BS	24A-0084-CS	24A-0085-AS	24A-0086-AS	24A-0086-BS	24A-0086-CS
					Sample Date	10/3/2024	10/1/2024	10/1/2024	10/1/2024	9/19/2024	9/19/2024	9/19/2024	9/19/2024	9/19/2024	9/19/2024	10/23/2024	9/20/2024	9/20/2024	9/20/2024
					Sample Type	FD	N	N	N	N	N	N	N	N	N	N	N	N	N
					Depth Interval	0 - 0.5 ft	0 - 0.5 ft	0.5 - 2.3 ft	2.3 - 4.2 ft	0 - 0.5 ft	0.5 - 1.5 ft	1.5 - 3.1 ft	0 - 0.5 ft	0.5 - 1.9 ft	1.9 - 3 ft	0 - 0.5 ft	0 - 0.5 ft	0.5 - 4.4 ft	4.4 - 5.8 ft
Analyte	Cas No.	Units	Human Health PAL	Ecological PAL														
ATRAZINE	1912-24-9	ug/kg	2400	0.3	< 550 U	< 770 U	< 570 U	< 400 U	< 760 U	< 520 U	< 500 U	< 820 U	< 460 U	< 400 U	< 640 U	< 680 U	< 570 U	< 370 U
BENZALDEHYDE	100-52-7	ug/kg	170000	59	< 550 U	< 770 U	< 570 U	< 400 U	< 760 U	< 520 U	< 500 U	< 820 U	< 460 U	< 400 U	< 640 U	< 680 U	< 570 U	< 370 U
BENZO(A)ANTHRACENE	56-55-3	ug/kg	1100	108	690 J	290 J	160 J	< 210 U	150 J	< 270 U	< 260 U	< 420 U	140 J	< 210 U	< 330 U	230 J	< 290 U	< 190 U
BENZO(A)PYRENE	50-32-8	ug/kg	110	150	230 J	180 J	87 J	< 210 U	< 390 U	< 270 U	< 260 U	< 420 U	140 J	< 210 U	< 330 U	120 J	< 290 U	< 190 U
Benzo(B)Fluoranthene	205-99-2	ug/kg	1100	190	770 J	490	200 J	< 210 U	210 J	< 270 U	< 260 U	110 J	170 J	< 210 U	< 330 U	410	< 290 U	< 190 U
Benzo(G,H,I)Perylene	191-24-2	ug/kg	180000	170	< 280 U	< 400 U	< 290 U	< 210 U	< 390 U	< 270 U	< 260 U	< 420 U	99 J	< 210 U	< 330 U	< 350 U	< 290 U	< 190 U
Benzo(K)Fluoranthene	207-08-9	ug/kg	11000	240	290	180 J	< 290 U	< 210 U	< 390 U	< 270 U	< 260 U	< 420 U	< 240 U	< 210 U	< 330 U	170 J	< 290 U	< 190 U
BENZYL BUTYL PHTHALATE	85-68-7	ug/kg	290000	100	< 280 U	< 400 U	< 290 U	< 210 U	< 390 U	< 270 U	< 260 U	< 420 U	< 240 U	< 210 U	< 330 U	< 350 U	< 290 U	< 190 U
BIPHENYL (DIPHENYL)	92-52-4	ug/kg	4700	198	< 280 U	< 400 U	< 290 U	< 210 U	< 390 U	< 270 U	< 260 U	< 420 U	< 240 U	< 210 U	< 330 U	< 350 U	< 290 U	< 190 U
BIS(2-CHLOROETHOXY) METHANE	111-91-1	ug/kg	19000		< 280 U	< 400 U	< 290 U	< 210 U	< 390 U	< 270 U	< 260 U	< 420 U	< 240 U	< 210 U	< 330 U	< 350 U	< 290 U	< 190 U
BIS(2-CHLOROETHYL) ETHER (2-CHLOROETHYL ETHER)	111-44-4	ug/kg	230		< 550 U	< 770 U	< 570 U	< 400 U	< 760 U	< 520 U	< 500 U	< 820 U	< 460 U	< 400 U	< 640 U	< 680 U	< 570 U	< 370 U
BIS(2-CHLOROISOPROPYL) ETHER	108-60-1	ug/kg	310000		< 550 U	< 770 U	< 570 U	< 400 U	< 760 U	< 520 U	< 500 U	< 820 U	< 460 U	< 400 U	< 640 U	< 680 U	< 570 U	< 370 U
BIS(2-ETHYLHEXYL) PHTHALATE	117-81-7	ug/kg	39000	180	< 280 U	170 J	220 J	63 J	< 390 U	< 270 U	< 260 U	< 420 U	< 240 U	< 210 U	< 330 U	150 J	< 290 U	< 190 U
Caprolactam	105-60-2	ug/kg	3100000		< 550 U	< 770 U	< 570 U	< 400 U	< 760 U	< 520 U	< 500 U	< 820 U	< 460 U	< 400 U	< 640 U	< 680 U	< 570 U	< 370 U
CARBAZOLE	86-74-8	ug/kg	240000	69	150 J	< 770 U	< 570 U	< 400 U	< 760 U	< 520 U	< 500 U	< 820 U	< 460 U	< 400 U	< 640 U	< 680 U	< 570 U	< 370 U
CHRYSENE	218-01-9	ug/kg	110000	166	680 J	370 J	180 J	< 210 U	160 J	< 270 U	< 260 U	< 420 U	150 J	< 210 U	< 330 U	310 J	< 290 U	< 190 U
DIBENZ(A,H)ANTHRACENE	53-70-3	ug/kg	110	33	97 J	< 400 U	< 290 U	< 210 U	< 390 U	< 270 U	< 260 U	< 420 U	< 240 U	< 210 U	< 330 U	< 350 U	< 290 U	< 190 U
Dibenzofuran	132-64-9	ug/kg	7800	510	96 J	< 400 U	< 290 U	< 210 U	< 390 U	< 270 U	< 260 U	< 420 U	< 240 U	< 210 U	< 330 U	< 350 U	< 290 U	< 190 U
Diethyl Phthalate	84-66-2	ug/kg	5100000	630	< 280 U	< 400 U	< 290 U	< 210 U	< 390 U	< 270 U	< 260 U	< 420 U	< 240 U	< 210 U	< 330 U	< 350 U	< 290 U	< 190 U
DIMETHYL PHTHALATE	131-11-3	ug/kg	5100000	678	< 280 U	< 400 U	< 290 U	< 210 U	< 390 U	< 270 U	< 260 U	< 420 U	< 240 U	< 210 U	< 330 U	< 350 U	< 290 U	< 190 U
Di-N-Butyl Phthalate	84-74-2	ug/kg	630000	11	< 280 U	< 400 U	< 290 U	< 210 U	< 390 U	< 270 U	< 260 U	< 420 U	< 240 U	< 210 U	< 330 U	< 350 U	< 290 U	< 190 U
DI-N-OCTYLPHTHALATE	117-84-0	ug/kg	63000	39	< 550 U	< 770 U	< 570 U	< 400 U	< 760 U	< 520 U	< 500 U	< 820 U	< 460 U	< 400 U	< 640 U	< 680 U	< 570 U	< 370 U
FLUORANTHENE	206-44-0	ug/kg	240000	423	2100 J	690	400	< 210 U	370 J	< 270 U	< 260 U	170 J	440	< 210 U	110 J	600	< 290 U	< 190 U
FLUORENE	86-73-7	ug/kg	240000	77	190 J	< 400 U	< 290 U	< 210 U	< 390 U	< 270 U	< 260 U	< 420 U	< 240 U	< 210 U	< 330 U	< 350 U	< 290 U	< 190 U
HEXACHLOROBENZENE	118-74-1	ug/kg	78	20	< 280 R	< 400 U	< 290 U	< 210 U	< 390 U	< 270 U	< 260 U	< 420 U	< 240 U	< 210 U	< 330 U	< 350 U	< 290 U	< 190 U
Hexachlorobutadiene	87-68-3	ug/kg	1200		< 280 U	< 400 U	< 290 U	< 210 U	< 390 U	< 270 U	< 260 U	< 420 U	< 240 U	< 210 U	< 330 U	< 350 U	< 290 U	< 190 U
HEXACHLOROCYCLOPENTADIENE	77-47-4	ug/kg	180	6.5	< 550 U	< 770 U	< 570 U	< 400 U	< 760 U	< 520 U	< 500 U	< 820 U	< 460 U	< 400 U	< 640 U	< 680 U	< 570 U	< 370 U
HEXACHLOROETHANE	67-72-1	ug/kg	1800	27	< 280 U	< 400 U	< 290 U	< 210 U	< 390 U	< 270 U	< 260 U	< 420 U	< 240 U	< 210 U	< 330 U	< 350 U	< 290 U	< 190 U
INDENO(1,2,3-C,D)PYRENE	193-39-5	ug/kg	1100	200	190 J	140 J	< 290 U	< 210 U	< 390 U	< 270 U	< 260 U	< 420 U	75 J	< 210 U	< 330 U	110 J	< 290 U	< 190 U
ISOPHORONE	78-59-1	ug/kg	570000	876	< 280 U	< 400 U	< 290 U	< 210 U	< 390 U	< 270 U	< 260 U	< 420 U	< 240 U	< 210 U	< 330 U	< 350 U	< 290 U	< 190 U
Naphthalene	91-20-3	ug/kg	2000	176	94 J	< 400 U	< 290 U	< 210 U	< 390 U	< 270 U	< 260 U	< 420 U	< 240 U	< 210 U	< 330 U	< 350 U	< 290 U	< 190 U
NITROBENZENE	98-95-3	ug/kg	5100	407	< 280 U	< 400 U	< 290 U	< 210 U	< 390 U	< 270 U	< 260 U	< 420 U	< 240 U	< 210 U	< 330 U	< 350 U	< 290 U	< 190 U
N-NITROSODI-N-PROPYLAMINE	621-64-7	ug/kg	78		< 280 U	< 400 U	< 290 U	< 210 U	< 390 U	< 270 U	< 260 U	< 420 U	< 240 U	< 210 U	< 330 U	< 350 U	< 290 U	< 190 U
N-NITROSODIPHENYLAMINE	86-30-6	ug/kg	110000	110	< 280 U	< 400 U	< 290 U	< 210 U	< 390 U	< 270 U	< 260 U	< 420 U	< 240 U	< 210 U	< 330 U	< 350 U	< 290 U	< 190 U
PENTACHLOROPHENOL	87-86-5	ug/kg	1000	10	< 550 U	< 770 U	< 570 U	< 400 U	< 760 U	< 520 U	< 500 U	< 820 U	< 460 U	< 400 U	< 640 U	< 680 U	< 570 U	< 370 U
PHENANTHRENE	85-01-8	ug/kg	1800000	204	1700 J	270 J	330	< 210 U	180 J	< 270 U	< 260 U	< 420 U	310	< 210 U	< 330 U	250 J	< 290 U	< 190 U
PHENOL	108-95-2	ug/kg	1900000	175	< 550 U	< 770 U	< 570 U	< 400 U	< 760 U	< 520 U	< 500 U	< 820 U	< 460 U	< 400 U	< 640 U	< 680 U	< 570 U	< 370 U
PYRENE	129-00-0	ug/kg	180000	195	1000 J	460	290	< 210 U	220 J	< 270 U	< 260 U	110 J	360	< 210 U	< 330 U	340 J	< 290 U	< 190 U
TOTAL ORGANIC CARBON	TOC	mg/kg			38000	100000	47000	1300	88000	20000	20000	54000	30000	6700	61000	93000	66000	3500

Table 28
Phase 2 Reach Sediment Analytical Results
Phase 2 Data Evaluation Summary Memorandum
Lower Neponset River
Boston and Milton, Massachusetts

					Location	24A-0087	24A-0087	24A-0087	24A-0088	24A-0089	24A-0089	24A-0089	24A-0090	24A-0090	24A-0090	24A-0091	24A-0091	24A-0091	24A-0092
					Sample Name	24A-0087-AS	24A-0087-BS	24A-0087-CS	24A-0088-AS	24A-0089-AS	24A-0089-BS	24A-0089-CS	24A-0090-AS	24A-0090-BS	24A-0090-CS	24A-0091-AS	24A-0091-BS	24A-0091-CS	24A-0092-AS
					Sample Date	9/19/2024	9/19/2024	9/19/2024	10/23/2024	9/19/2024	9/19/2024	9/19/2024	9/20/2024	9/20/2024	9/20/2024	10/3/2024	10/3/2024	10/3/2024	9/20/2024
					Sample Type	N	N	N	N	N	N	N	N	N	N	N	N	N	N
					Depth Interval	0 - 0.5 ft	0.5 - 3.3 ft	3.3 - 6 ft	0 - 0.5 ft	0 - 0.5 ft	0.5 - 3.7 ft	3.7 - 6 ft	0 - 0.5 ft	0.5 - 1.3 ft	1.3 - 3.2 ft	0 - 0.5 ft	0.5 - 1 ft	1 - 2.3 ft	0 - 0.5 ft
Analyte	Cas No.	Units	Human Health PAL	Ecological PAL															
Grain Size																			
%CLAY	%CLAY	%			0	0	0	2.5	0	0	0	0	0	0	2.2	5.2	0	0
%COARSE SAND >.5-1MM (USDA classification)	%COARSESAND	%			1.4	0.2	14.7	3.0	0	13.6	0.7	0	1.7	14.2	1.5	2.0	22.6	0.2
%FINE SAND >.125-.25 mm (USDA classification)	%FINE SAND	%			29.9	31.7	40.2	23.9	21.9	38.9	52.4	28.6	40.3	22.9	21.6	22.1	8.5	18.7
%MEDIUM SAND >.25-5 mm (USDA classification)	%MEDIUM SAND	%			8.4	20.2	17.7	3.7	1.8	34.1	4.4	5.4	6.5	21.7	3.1	5.4	33.8	10.4
Gravel	GRAVEL	%			1.0	0	27.4	0.1	0	13.4	0.2	0	3.0	20.1	0.8	25.9	35.2	0
Hydrometer, Reading 1, Percent Passing	HYD01	%			0	16.7	0	8.5	6.1	0	8.1	0	10	0	12.9	12.5	0	1.9
Hydrometer, Reading 2, Percent Passing	HYD02	%			0	2.4	0	8.5	1.8	0	4.7	0	1.7	0	7.6	12.5	0	0
Hydrometer, Reading 3, Percent Passing	HYD03	%			0	0	0	8.5	1.8	0	1.4	0	0	0	7.6	8.8	0	0
Hydrometer, Reading 4, Percent Passing	HYD04	%			0	0	0	2.5	0	0	0	0	0	0	2.2	8.8	0	0
Hydrometer, Reading 5, Percent Passing	HYD05	%			0	0	0	2.5	0	0	0	0	0	0	2.2	5.2	0	0
Hydrometer, Reading 6, Percent Passing	HYD06	%			0	0	0	0	0	0	0	0	0	0	0	5.2	0	0
Hydrometer, Reading 7, Percent Passing	HYD07	%			0	0	0	0	0	0	0	0	0	0	0	1.5	0	0
Sand	308075-07-2	%			39.7	52.1	72.6	30.6	23.7	86.6	57.5	34.0	48.5	58.8	26.2	29.5	64.8	29.3
SIEVE NO. 10, PERCENT PASSING (2.00 mm)	SIEVE10	%			97.6	99.8	57.9	96.9	100.0	73.0	99.1	100.0	95.3	65.7	97.7	72.1	42.2	99.8
SIEVE NO. 40, PERCENT PASSING (0.425 mm)	SIEVE40	%			89.2	79.6	40.2	93.2	98.2	38.9	94.7	94.6	88.8	44.0	94.6	66.7	8.5	89.4
SIEVE NO. 80, PERCENT PASSING	SIEVE80	%			78.8	64.9	19.5	85.6	92.9	18.8	67.4	87.6	76.6	28.3	88.5	57.4	0	81.6
SIEVE, NO. 20, PERCENT PASSING (0.85 mm)	SIEVE20	%			93.9	91.7	49.6	95.3	99.2	60.4	97.7	97.1	92.8	62.6	96.2	69.7	27.4	96.5
SIEVE, NO. 60, PERCENT PASSING	SIEVE60	%			84.8	71.5	31.1	89.6	96.0	25.4	83.7	90.9	83.0	32.5	92.8	64.7	1.7	84.5
Sieve-U.S. Std. No. 100 (0.15mm)	SIEVEUS100	%			75.9	61.3	16.9	82.6	91.6	17.6	63.3	85.5	72.9	27.3	87.9	56.7	0	78.0
Sieve-U.S. Std. No. 200 (0.075mm)	SIEVEUS200	%			59.3	47.9	0	69.3	76.3	0.002	42.3	66.0	48.5	21.1	73.0	44.6	0	70.7
Sieve-U.S. Std. No. 4 (4.75mm)	SIEVEUS4	%			99.0	100.0	72.6	99.9	100.0	86.6	99.8	100.0	97.0	79.9	99.2	74.1	64.8	100.0
Sieve-US Std. 0.375-inch (9.5 mm)	SIEVE0.375IN	%			100.0	100.0	86.0	100.0	100.0	95.3	100.0	100.0	100.0	95.7	100.0	86.8	93.3	100.0
Sieve-US Std. 0.75-inch (19 mm)	SIEVE0.75IN	%			100.0	100.0	100.0	100.0	100.0	100.0	100.0	100.0	100.0	100.0	100.0	100.0	100.0	100.0
Sieve-US Std. 1.5-inch (37.5 mm)	SIEVE1.5IN	%			100.0	100.0	100.0	100.0	100.0	100.0	100.0	100.0	100.0	100.0	100.0	100.0	100.0	100.0
SIEVE-US std. 1-inch (25 mm)	SIEVE1INCH	%			100.0	100.0	100.0	100.0	100.0	100.0	100.0	100.0	100.0	100.0	100.0	100.0	100.0	100.0
SIEVE-US std. 2-inch (50 mm)	SIEVE2INCH	%			100.0	100.0	100.0	100.0	100.0	100.0	100.0	100.0	100.0	100.0	100.0	100.0	100.0	100.0
SILT	445	%			59.3	47.9	0	66.8	76.3	0.002	42.3	66.0	48.5	21.1	70.8	39.4	0	70.7
PCDD/F																		
1,2,3,4,6,7,8-HpCDD	35822-46-9	pg/g	480	500	1830 EB	914 EB	4.88 EB	173	3480 EB	1610 EB	16.9 EB	2380 EB	2060 EB	73.5 EB	1420 J	675 J	35.9 J	3100 EB
1,2,3,4,6,7,8-HpCDF	67562-39-4	pg/g	480	50	957	516	2.74 J	95	1890	730	7.23	1190	811	32.9	600 J	289 J	16.6 J	1720
1,2,3,4,7,8,9-HpCDF	55673-89-7	pg/g	480	50	34	15.4	< 0.267 U	3.45 J	64.9	28.5	< 0.373 U	44.1	32.2	1.53 J	19.4 J	8.87 J	0.519 JN	51.3
1,2,3,4,7,8-HxCDD	39227-28-6	pg/g	48	1	17.3	8.6	< 0.334 U	2.25 J	35.3	14	< 0.303 U	28.4	16.2	0.974 J	12 J	5.17 J	0.417 J	27.2
1,2,3,4,7,8-HxCDF	70648-26-9	pg/g	48	5	52.3	20	< 0.193 U	5.84 J	125	47.2	< 0.628 U	77.6	53	1.71 JN	30.5	13.3	0.663 J	106
1,2,3,6,7,8-HxCDD	57653-85-7	pg/g	48	50	91.7	49.8	< 0.36 U	9.93 J	162	86.3	0.97 J	113	88.7	3.7 J	64.2 J	30.9 J	1.57 J	163
1,2,3,6,7,8-HxCDF	57117-44-9	pg/g	48	5	29.4	13	< 0.226 U	4.53 J	61.7	21.8	< 0.675 U	42.9	26.2	1.05 JN	14.7 J	6.9 J	0.619 J	51.3
1,2,3,7,8,9-HxCDD	19408-74-3	pg/g	48	50	48	25.6	< 0.34 U	4.97	92.4	39	< 0.321 U	73.5	41.6	1.61 JN	34.5 J	15.5 J	0.876 J	79.3
1,2,3,7,8,9-HxCDF	72918-21-9	pg/g	48	5	< 1.14 U	< 1.42 U	< 0.223 U	< 0.24 U	< 2.75 U	< 1.34 U	< 0.734 U	< 2.21 U	< 1.68 U	< 0.327 U	< 0.406 U	< 0.392 U	< 0.0956 U	< 1.75 U
1,2,3,7,8-PeCDD	40321-76-4	pg/g	4.8	0.5	8.62 J	4.08 J	< 0.344 UJ	0.922 JN	14.6 J	6.65 J	< 0.527 UJ	12.9 J	6.65 J	< 0.456 UJ	6.41 J	2.49 J	< 0.129 UJ	12.9 J
1,2,3,7,8-PeCDF	57117-41-6	pg/g	160	10	10.3	8.43	< 0.287 U	1.71 J	14.6	9.84	< 0.414 U	11	8.97	< 0.294 U	6.87 J	2.88 J	0.134 JN	15.6
2,3,4,6,7,8-HxCDF	60851-34-5	pg/g	48	5	33.7	14.5	< 0.212 U	4.74 J	61.1	26.5	< 0.708 U	42	28.5	1.28 JN	21.1 J	9.07 J	0.499 J	52
2,3,4,7,8-PeCDF	57117-31-4	pg/g	16	1	51.7 J	24.4 J	< 0.266 U	5.55 J	55.7 J	55.2 J	< 0.409 U	42.5 J	55.6 J	2.36 J	44.2 J	18.2 J	0.827 J	57.2 J
2,3,7,8-TCDD	1746-01-6	pg/g	4.8	0.5	4.61 J	1.91 J	< 0.928 UJ	< 0.992 UJ	4.18 J	2.9 JN	< 0.904 UJ	4.66 J	4.67 J	< 0.971 UJ	3.07 J	1.19 J	< 0.98 UJ	4.17 J
2,3,7,8-TCDF	51207-31-9	pg/g	48	10	30.2 J	30.2 J	< 0.378 UJ	3.63	23.7 J	25.8 J	< 0.458 UJ	22.9 J	22.5 J	0.86 JN	22.5 J	8.81 J	0.338 JN	27.1 J
OCDD	3268-87-9	pg/g	16000	5000	16300 EB	8150 EB	45.4 EB	1310	24000 JEB	13700 EB	127 EB	17600 EB	21800 JEB	598 EB	13800 JEB	6240 JEB	345 JEB	20400 JEB
OCDF	39001-02-0	pg/g	16000	5000	1000	566	2.64 J	92.2	2030	797	8.75 J	1330	1110	34.3	675 J	301 J	15.9 J	1740
Total HpCDD	RA_Total_HpCDD	pg/g			3420	1767	9.21	303	6530	2910	31.7	4570	4200	135.8	2540	1213	64.4	5440
Total HpCDF	RA_Total_HpCDF	pg/g			2045.9	1128.65	5.34	193.05	3721.8	1659.1	15.91	2353.8	1967.6	72.83	1422.89	657.37	36.119	3393.4
Total HxCDD	RA_Total_HxCDD	pg/g	100		600.38	315.9	< 0.360 U	64.82	1045	482.88	3.945	733.3	540.58	23.68	432.74	217.94	11.344	966.53
Total HxCDF	RA_Total_HxCDF	pg/g			778.63	371.37	1.349 U	80.082	1377.61	631.73	5.553 U	958.06	697.01	26.46	504.84	238.06	12.791	1205.88
Total PeCDD	RA_Total_PeCDD	pg/g			86.08	41.517	< 0.344 U	11.771	123.73	63.37	< 0.527 U	95.24	76.93	1.55 U	59.58	28.375	1.053 U	122.04
Total PeCDF	RA_Total_PeCDF	pg/g			393.237	176.14	< 0.287 U	43.626	539.15	374.583	< 0.414 U	408.24	396.304	15.38	344.769	144.937	6.584	543.81
Total TCDD	RA_Total_TCDD	pg/g			29.868	19.116	1.2 U	17.447 U	45.431	19.79	< 0.904 U	34.749	29.208	< 0.971 U	30.148	16.646	0.319 U	42.087
Total TCDF	RA_Total_TCDF	pg/g			406.45	198.07	1.69 U	56.704	395.98	461.25	< 0.458 U	392.22	452.93	15.517	389.86	150.444	5.93	427.66
Total PCDD/F TEQ (Bird)	RA-TEQ-B-DF	pg/g			127.752	76.7706	0.037084	13.79052	162.677	117.1917	0.112475	126.824	119.727	4.35173	97.2505	40.3303	1.72383	157.807
Total PCDD/F TEQ (Fish)	RA-TEQ-F-DF	pg/g			76.162	37.0251	0.037084	8.04672	119.151	67.3797	0.112475	89.434	73.6495	2.64813	55.727	23.6483	1.09134	107.785
Total PCDD/F TEQ (Mammal)	RA-TEQ-M-DF	pg/g			92.709	46.8017	0.090612	9.36246	154.206	80.4993	0.379025	112.49	91.8441	3.09539	67.6326	29.8824	1.38878	140.643
PCB Congeners																		
PCB-001	2051-60-7	ng/g	230	14	17.2	5.72	0.186	2.62 J	22.5	5.61	< 0.0311 U	43.5 J	22	0.645	1.88 J	8.52 J	0.126 J	35.1
PCB-002	2051-61-8	ng/g	230	14	0.645 EB	0.868 EB	< 0.0447 U	< 0.0478 U	0.477 EB	< 0.047 U	< 0.0436 U	0.669 EB	2.8 EB	< 0.0468 U	< 0.0237 U	< 0.0233 U	< 0.0236 U	0.737 EB
PCB-003	2051-62-9	ng/g	230	14	9.79	1.79	< 0.046 U	0.906 J	12.3	3.9	< 0.0449 U	15.4	17	< 0.0481 U	1.75 J	1.41 J	< 0.0243 UJ	19.6
PCB-004/010	PCB-4/10	ng/g	230	14	67.6 J	83.5 J	2.54	12.6	56.4 J	74.9 J	0.778	112 J	160 J	4.48	32 J	35.5 J	1.16 J	107 J
PCB-005/008	PCB-5/8	ng/g	230	14	56.2 J	46.5 J	1.27	9.2 J	56.6 J	67.5 J	0.711	78.2 J	125 J	6.3	34.6 J	32 J	3.4	122 J
PCB-006	25569-80-6	ng/g	230	14	22.9	58 J	1.14	8.72	10.5	37.3	0.535	17.9	78.6 J	3.93	21.4 J	17	1.7	19.9
PCB-007/009	PCB-7/9	ng/g	230	14	2.32	3.88	< 0.0812 U	0.582	1.92	3.86	< 0.0793 U	3.22	10.2	0.593	2.23	2.28	0.273	3.66
PCB-011	2050-67-1	ng/g	230	14	6.7	2.15	< 0.0423 U	0.596	2.41	14.9	< 0.0413 U	6.07	29	0.991	5.65	2.26	< 0.0223 U	3.62
PCB-012/013	PCB-12/13	ng/g	230	14	29.1	8.88	< 0.105 U	2.13	7.04	49.2 J	< 0.102 U	24.5	143 J	3.9	22.8 J	8.87	< 0.0554 U	12.2
PCB-014	34883-41-5	ng/g	230	14	< 0.043 U	< 0.0422 U	< 0.0414 U	< 0.0442 U	< 0.0441 U	< 0.0435 U	< 0.0404 U	< 0.0441 U	< 0.0414 U	< 0.0433 U	< 0.022 U	< 0.0215 U	< 0.0218 U	< 0.0439 U
PCB-015	2050-68-2	ng/g	230	14	565 J	78.2 J	0.933	18.4	51.3 J	423 J	2.93	227 J	1940 J	48.9 J	422 J	151 J	3.53	89.5 J
PCB-016/032	PCB-16/32	ng/g	230	14	1310 J	306 J	3.04	41.4 J	30.7	1860 J	15.5	257 J	2950 J	77.7 J	1220 J	425 J	14.1 J	71.9 J

Table 28
Phase 2 Reach Sediment Analytical Results
Phase 2 Data Evaluation Summary Memorandum
Lower Neponset River
Boston and Milton, Massachusetts

					Location	24A-0087	24A-0087	24A-0087	24A-0088	24A-0089	24A-0089	24A-0089	24A-0090	24A-0090	24A-0090	24A-0091	24A-0091	24A-0091	24A-0092
					Sample Name	24A-0087-AS	24A-0087-BS	24A-0087-CS	24A-0088-AS	24A-0089-AS	24A-0089-BS	24A-0089-CS	24A-0090-AS	24A-0090-BS	24A-0090-CS	24A-0091-AS	24A-0091-BS	24A-0091-CS	24A-0092-AS
					Sample Date	9/19/2024	9/19/2024	9/19/2024	10/23/2024	9/19/2024	9/19/2024	9/19/2024	9/20/2024	9/20/2024	9/20/2024	10/3/2024	10/3/2024	10/3/2024	9/20/2024
					Sample Type	N	N	N	N	N	N	N	N	N	N	N	N	N	N
					Depth Interval	0 - 0.5 ft	0.5 - 3.3 ft	3.3 - 6 ft	0 - 0.5 ft	0 - 0.5 ft	0.5 - 3.7 ft	3.7 - 6 ft	0 - 0.5 ft	0.5 - 1.3 ft	1.3 - 3.2 ft	0 - 0.5 ft	0.5 - 1 ft	1 - 2.3 ft	0 - 0.5 ft
Analyte	Cas No.	Units	Human Health PAL	Ecological PAL														
PCB-017	37680-66-3	ng/g	230	14	580 J	166 J	1.73	21.3	25.3	645 J	4.79	112 J	1640 J	42.4 J	516 J	185 J	6.71 J	55.8 J
PCB-018	37680-65-2	ng/g	230	14	963 J	335 J	2.81	35.3	12.4	393 J	3.14	120 J	1690 J	47.4 J	748 J	272 J	11.1 J	22.5
PCB-019	38444-73-4	ng/g	230	14	388 J	82.3 J	1.18	11	14.7	624 J	4.98	124 J	966 J	23.1	318 J	117 J	2.78 J	28.4
PCB-020/021/033	PCB-20/21/33	ng/g	230	14	96 J	108 J	4.57	31	6.48	275 J	2.27	24.5	189 J	7.01	177 J	81.2 J	4.34 J	10.7
PCB-022	38444-85-8	ng/g	230	14	160 J	78.2 J	0.503	14.1	6.01	512 J	3.95	48.5 J	488 J	13.8	212 J	74.3 J	3.23 J	10
PCB-023/034	PCB-23/34	ng/g	230	14	14.4	4.66	< 0.0771 U	1.26	0.615	11.8	< 0.0753 U	4.45	30.7	0.867	15.7 J	5.47 J	0.201 J	1.02
PCB-024/027	PCB-24/27	ng/g	230	14	118 J	28	0.378	6.11	8.35	305 J	2.68	56.4 J	429 J	10.7	128 J	44.8 J	1.34 J	17.7
PCB-025	55712-37-3	ng/g	230	14	287 J	112 J	0.752	15.5	11.4	381 J	2.34	94.5 J	1110 J	30.4	330 J	114 J	3.33 J	22
PCB-026	38444-81-4	ng/g	230	14	513 J	184 J	1.61	29.7	16.5	770 J	5.03	152 J	1660 J	46.3 J	603 J	214 J	6.33 J	31.1
PCB-028	7012-37-5	ng/g	230	14	1060 J	338 J	2.46	65 J	37.1	2890 J	19.8	303 J	2350 J	68.6 J	1400 J	512 J	20.8 J	73.3 J
PCB-029	15862-07-4	ng/g	230	14	< 0.0563 U	< 0.0552 U	< 0.0541 U	< 0.0579 U	< 0.0577 U	0.639	< 0.0528 U	< 0.0578 U	0.788	< 0.0567 U	0.392	< 0.0282 U	< 0.0286 U	< 0.0575 U
PCB-030	35693-92-6	ng/g	230	14	0.372 J	< 0.055 UJ	< 0.054 UJ	< 0.0577 U	< 0.0575 UJ	1.54 J	< 0.0527 UJ	0.268 J	1.08 J	< 0.0565 UJ	0.32 J	0.2 J	< 0.0285 UJ	< 0.0573 UJ
PCB-031	16606-02-3	ng/g	230	14	1040 J	364 J	2.45	45.9 J	34.4	459 J	2.86	247 J	2040 J	60.1 J	962 J	320 J	11.6 J	59.4 J
PCB-035	37680-69-6	ng/g	230	14	6.72 J+	< 0.0516 U	< 0.0506 U	< 0.0542 U	< 0.054 U	11.4 J+	< 0.0494 U	1.78 J+	11 J+	< 0.053 U	9.63 J	3.44 J	< 0.0267 UJ	0.759 J+
PCB-036	38444-87-0	ng/g	230	14	< 0.0416 U	< 0.0408 U	< 0.0401 U	< 0.0429 U	< 0.0427 U	< 0.0422 U	< 0.0391 U	< 0.0427 U	< 0.0401 U	< 0.0419 U	< 0.0213 U	< 0.0209 U	< 0.0211 U	< 0.0425 U
PCB-037	38444-90-5	ng/g	230	14	257 J	64.2 J	< 0.0471 U	11.3	12.2	401 J	3.05	70.4 J	489 J	13.2	284 J	98.7 J	3.36 J	20.9
PCB-038	53555-66-1	ng/g	230	14	< 0.0624 U	< 0.0613 U	< 0.0601 U	< 0.0643 U	< 0.0641 U	< 0.0632 U	< 0.0586 U	< 0.0641 U	< 0.0602 U	< 0.0629 U	< 0.0319 U	< 0.0313 U	< 0.0317 U	< 0.0638 U
PCB-039	38444-88-1	ng/g	230	14	3.59	1.67	< 0.0388 U	< 0.0415 U	< 0.0413 U	8.33	< 0.0378 U	1.72	10.7	< 0.0406 U	3.62 J	1.34 J	< 0.0205 UJ	0.709
PCB-040	38444-93-8	ng/g	230	14	66.9 J	34.7	0.48	8.52	2.63	286 J	1.99	22.1	122 J	4.14	138 J	59.1 J	2.09 J	9.43
PCB-041/064	PCB-41/64	ng/g	230	14	235 J	110 J	0.726	27.5	37.5	971 J	7.18	177 J	496 J	17.9	513 J	207 J	5.92 J	110 J
PCB-042	36559-22-5	ng/g	230	14	473 J	121 J	0.836	22	12.1	756 J	5.48	102 J	657 J	18.8	555 J	211 J	6.12 J	42.9 J
PCB-043/049	PCB-43/49	ng/g	230	14	1950 J	437 J	3.58	69.9 J	84.9 J	2400 J	17.2	511 J	3010 J	81.1 J	1930 J	690 J	20.2 J	171 J
PCB-044	41464-39-5	ng/g	230	14	694 J	259 J	1.89	54.6 J	24.9	1940 J	13.7	214 J	1050 J	32.2	1180 J	459 J	15.1 J	110 J
PCB-045	70362-45-7	ng/g	230	14	55.2 J	33.2	0.356	8.77	4.17	383 J	2.71	40.2 J	112 J	3.61	135 J	58.9 J	2.29 J	24.1
PCB-046	41464-47-5	ng/g	230	14	130 J	34	0.355	4.41	1.31	137 J	1.08	15.3	144 J	4.17	136 J	48.2 J	1.53 J	5.61
PCB-047/048/075	PCB-47/48/75	ng/g	230	14	957 J	206 J	1.76	38.1	114 J	1340 J	9.9	414 J	1660 J	44.6 J	939 J	335 J	10.7 J	395 J
PCB-050	62796-65-0	ng/g	230	14	7.74	1.58	< 0.053 U	0.443 J	0.394	12.9	< 0.0518 U	3.55	17.6	0.498	7.59 J	2.74 J	0.106 J	1.05
PCB-051	68194-04-7	ng/g	230	14	225 J	40.6 J	0.382	5.73	4.77	222 J	1.87	51.4 J	398 J	9.94	175 J	59.7 J	1.62 J	18.5
PCB-052/073	PCB-52/73	ng/g	230	14	1760 J	430 J	3.47	73.9 J	75.8 J	2570 J	17.9	514 J	2790 J	77.7 J	1980 J	717 J	21.6 J	359 J
PCB-053	41464-41-9	ng/g	230	14	551 J	105 J	1.04	14.5	9.88	534 J	3.94	132 J	823 J	21.3	493 J	170 J	4.69 J	61.3 J
PCB-054	15968-05-5	ng/g	230	14	20.3	3.53	< 0.0445 U	0.661 J	0.521	17.2	< 0.0434 U	6.04	34.6	0.933	14.6 J	4.95 J	0.127 J	2.38
PCB-055	74338-24-2	ng/g	230	14	1.65	1.27	< 0.0738 U	0.383 J	0.226	14.1	< 0.072 U	1.14	3.96	< 0.0772 U	3.41	1.31	< 0.039 U	0.329
PCB-056/060	PCB-56/60	ng/g	230	14	124 J	81 J	0.339	15.3	15.7	395 J	3.42	59.1 J	171 J	7.1	300 J	115 J	4.9 J	22.9
PCB-057	70424-67-8	ng/g	230	14	9.24	3.42	< 0.0393 U	1.35 J	0.869	36	0.333	5.28	27.9	0.915	12.8 J	5.16 J	0.184 J	1.59
PCB-058	41464-49-7	ng/g	230	14	2.86	< 0.0507 U	< 0.0497 U	< 0.0532 U	0.451	5.45	< 0.0485 U	1.24	3.06	< 0.052 U	3.67 J	1.47 J	< 0.0262 UJ	1.27
PCB-059	74472-33-6	ng/g	230	14	19.9	11.5	0.508	3.47	2.3	138 J	1.17	18.6	39.1 J	1.62	49.7 J	23.6 J	0.721 J	9.86
PCB-061/074	PCB-61/74	ng/g	230	14	254 J	120 J	0.546	22.5	13.6	599 J	4.32	90.1 J	427 J	13.4	389 J	134 J	4.4 J	22.5
PCB-062	54230-22-7	ng/g	230	14	< 0.0466 U	< 0.0457 U	< 0.0449 U	< 0.048 U	< 0.0479 U	< 0.0472 U	< 0.0438 U	< 0.0479 U	< 0.045 U	< 0.047 U	< 0.0238 U	< 0.0234 U	< 0.0237 U	< 0.0477 U
PCB-063	74472-34-7	ng/g	230	14	48.3 J	13.9	< 0.0362 U	3.01	4.23	120 J	1.11	23.2	106 J	3.12	54.6 J	19.5 J	0.68 J	7.03
PCB-065	33284-54-7	ng/g	230	14	< 0.0651 U	< 0.0639 U	< 0.0627 U	< 0.0671 U	< 0.0668 U	1.1	< 0.0612 U	< 0.0669 U	< 0.0628 U	< 0.0656 U	0.196	< 0.0326 U	< 0.0331 U	< 0.0666 U
PCB-066/080	PCB-66/80	ng/g	230	14	766 J	231 J	1.46	39.7 J	39.3	822 J	5.93	175 J	691 J	23	935 J	343 J	12.1 J	68.7 J
PCB-067	73575-53-8	ng/g	230	14	10	6.66	< 0.0569 U	1.52 J	0.972	42.5 J	0.311	5.61	22.8	0.863	21.9 J	8.26 J	0.327 J	1.54
PCB-068	73575-52-7	ng/g	230	14	18.5	6.28	< 0.0664 U	< 0.071 UJ	6.97	17.3	< 0.0648 U	11.3	27.8	1.17	8.71	3.45	< 0.035 U	11.7
PCB-069	60233-24-1	ng/g	230	14	2.71	0.504	< 0.0497 U	< 0.0532 U	< 0.053 U	5.89	< 0.0485 U	1.84	6.36	< 0.052 U	2.56	1.03	< 0.0262 U	< 0.0528 U
PCB-070	32598-11-1	ng/g	230	14	558 J	224 J	1.21	38.2	49.7 J	713 J	5.06	146 J	453 J	16	840 J	316 J	11.5 J	101 J
PCB-071	41464-46-4	ng/g	230	14	517 J	123 J	1.08	19	10.4	676 J	5.77	93.6 J	653 J	20.5	531 J	197 J	5.68 J	63.4 J
PCB-072	41464-42-0	ng/g	230	14	19.8	4.51	< 0.0514 U	0.842	8.24	30.1	< 0.0501 U	13.7	37.3 J	1.26	17.6 J	6.34 J	0.156 J	13.7
PCB-076	70362-48-0	ng/g	230	14	< 0.0763 U	< 0.0749 U	< 0.0734 U	< 0.0786 U	< 0.0783 U	< 0.0773 U	< 0.0717 U	< 0.0784 U	< 0.0736 U	< 0.0768 U	< 0.039 U	< 0.0383 U	< 0.0388 U	< 0.078 U
PCB-077	32598-13-3	ng/g	38	14	73.3 J	19.5 J+	< 0.0369 U	4.57 J+	12 J+	118 J	0.975 J+	31.9 J+	104 J	3.48 J+	86 J	37.9 J	1.22 J	21.2 J+
PCB-078	70362-49-1	ng/g	230	14	< 0.0794 U	< 0.0779 U	< 0.0764 U	< 0.0817 U	< 0.0815 U	< 0.0804 U	< 0.0746 U	< 0.0815 U	< 0.0766 U	< 0.08 U	1.93	< 0.0398 U	< 0.0403 U	< 0.0811 U
PCB-079	41464-48-6	ng/g	230	14	< 0.0445 U	< 0.0437 U	< 0.0428 U	< 0.0458 U	< 0.0457 U	< 0.0451 U	< 0.0418 U	< 0.0457 U	< 0.0429 U	< 0.0448 U	0.692	< 0.0223 U	< 0.0226 U	< 0.0455 U
PCB-081	70362-50-4	ng/g	12	14	3.7 J+	5.18 J+	< 0.0679 U	< 0.0726 U	1.44 J+	11.8 J+	< 0.0662 U	2.8 J+	6.47 J+	< 0.071 U	5.37 J+	2.5 J+	< 0.0358 U	2.67 J+
PCB-082	52663-62-4	ng/g	230	14	38.4	18.9	< 0.0721 U	3.57	8.77	123 J	0.924	21.2	71.6 J	2.19	67 J	25.9 J	0.949 J	19.7
PCB-083/109	PCB-83/109	ng/g	230	14	22	7.89	< 0.165 U	1.79	6.11	59.8 J	0.481	14.4	44.8 J	1.51	32.9 J	12.3 J	0.405 J	18.4
PCB-084	52663-60-2	ng/g	230	14	80.5 J	33.5	< 0.0651 U	7.56	13.4	260 J	1.81	48 J	165 J	5.18	142 J	56.4 J	1.88 J	54.1 J
PCB-085/120	PCB-85/120	ng/g	230	14	72.9 J	32.9	< 0.106 U	6.89	42 J	206 J	1.6	49.6 J	128 J	4.31	116 J	46.3 J	1.58 J	60.8 J
PCB-086/097	PCB-86/97	ng/g	230	14	97.1 J	39.2 J	< 0.123 U	8.38 J	23.4	224 J	1.52	49.7 J	150 J	4.64	157 J	58.8 J	1.99 J	54.5 J
PCB-087/115/116	PCB-87/115/116	ng/g	230	14	127 J	53.5 J	< 0.3 U	11	50.7 J	357 J	2.52	82.7 J	227 J	6.7	203 J	77.6 J	2.54 J	89.7 J
PCB-088/121	PCB-88/121	ng/g	230	14	1.08	0.574	< 0.148 U	< 0.158 U	< 0.158 U	4.16	< 0.144 U	0.931	2.14	< 0.155 U	1.82 J	0.782 J	< 0.0781 UJ	0.614
PCB-089/090/101	PCB-89/90/101	ng/g	230	14	259 J	95.1 J	0.648	20.3	115 J	565 J	3.81	160 J	413 J	12	398 J	144 J	4.89 J	213 J
PCB-091	68194-05-8	ng/g	230	14	95.7 J	28.4	< 0.0647 U	6.36	35.6	214 J	1.59	60.8 J	179 J	4.99	129 J	48.3 J	1.48 J	71.1 J
PCB-092	52663-61-3	ng/g	230	14	78.7 J	20.7	< 0.0271 U	4.78 J	36.9	156 J	1.16	53.5 J	145 J	4.14	94.2 J	33.5 J	1.14 J	69.2 J
PCB-093/095	PCB-93/95	ng/g	230	14	162 J	73.4 J	0.573	19.2	71.4 J	638 J	4.27	151 J	391 J	11.3	310 J	129 J	4.16 J	194 J
PCB-094	73575-55-0	ng/g	230	14	8.78	1.96	< 0.0441 U	0.493 J	1.85	14.7	< 0.0431 U	5.91	13.6	0.447	9.29 J	3.3 J	0.138 J	6.81
PCB-096	73575-54-9	ng/g	230	14	6.64	2.61	< 0.0567 U	0.712 J	0.804	20.1	< 0.0554 U	3.83	12.7	0.426	11.1 J	4.47 J	0.221 J	3.63
PCB-098/102	PCB-98/102	ng/g	230	14	30.2	9.86	< 0.0931 U	2.17	5.03	79.2 J	0.603	17.3	59.4 J	1.7	43.3 J	16.5 J	0.494 J	20.3
PCB-099	38380-01-7	ng/g	230	14	199 J	60.8 J	0.484	13.2 J	92.1 J	382 J	2.68	109 J	307 J	8.84	278 J	98 J	3.2 J	141 J
PCB-100	39485-83-1	ng/g	230	14	8.25	1.51	< 0.0541 U	< 0.0579 U	3.14	7.56	< 0.0528 U	5.44	13.8	0.481	6.18 J	2.11 J	< 0.0286 UJ	5.32
PCB-103	60145-21-3	ng/g	230	14	9.72	1.97	< 0.0547 U	0.295	2.61	11.5	< 0.0534 U	5.12	16.4	0.52	8.68 J	3 J	< 0.0289 UJ	4.44
PCB-104	56558-16-8	ng/g	230	14	0.719 J	0.149 J	< 0.0419 UJ	< 0.0448 U	< 0.0447 UJ	0.354 J	< 0.0409 UJ	0.402 J	1.11 J	< 0.0439 UJ	0.426 J	0.179 J	< 0.0221 UJ	0.253 J

Table 28
Phase 2 Reach Sediment Analytical Results
Phase 2 Data Evaluation Summary Memorandum
Lower Neponset River
Boston and Milton, Massachusetts

					Location	24A-0087	24A-0087	24A-0087	24A-0088	24A-0089	24A-0089	24A-0089	24A-0090	24A-0090	24A-0090	24A-0091	24A-0091	24A-0091	24A-0092
					Sample Name	24A-0087-AS	24A-0087-BS	24A-0087-CS	24A-0088-AS	24A-0089-AS	24A-0089-BS	24A-0089-CS	24A-0090-AS	24A-0090-BS	24A-0090-CS	24A-0091-AS	24A-0091-BS	24A-0091-CS	24A-0092-AS
					Sample Date	9/19/2024	9/19/2024	9/19/2024	10/23/2024	9/19/2024	9/19/2024	9/19/2024	9/20/2024	9/20/2024	9/20/2024	10/3/2024	10/3/2024	10/3/2024	9/20/2024
					Sample Type	N	N	N	N	N	N	N	N	N	N	N	N	N	N
					Depth Interval	0 - 0.5 ft	0.5 - 3.3 ft	3.3 - 6 ft	0 - 0.5 ft	0 - 0.5 ft	0.5 - 3.7 ft	3.7 - 6 ft	0 - 0.5 ft	0.5 - 1.3 ft	1.3 - 3.2 ft	0 - 0.5 ft	0.5 - 1 ft	1 - 2.3 ft	0 - 0.5 ft
Analyte	Cas No.	Units	Human Health PAL	Ecological PAL														
PCB-105/127	PCB-105/127	ng/g	120	14	89.4 J	44.4 J	< 0.0658 U	8.14 J	33.2	249 J	1.68	59.5 J	156 J	4.36	160 J	57.3 J	2.13 J	40.2 J
PCB-106/118	PCB-106/118	ng/g	120	14	278 J	94.9 J	0.54	20	114 J	517 J	3.5	154 J	420 J	11.9	408 J	138 J	4.35 J	166 J
PCB-107/108	PCB-107/108	ng/g	230	14	26.4	8.31	< 0.119 U	1.93	11.7	48.4 J	0.426	15.1	40.5 J	1.12	36.7 J	12.3 J	0.443 J	16.1
PCB-110	38380-03-9	ng/g	230	14	348 J	126 J	0.902	30.2	213 J	966 J	7.03	266 J	719 J	22	555 J	206 J	6.99 J	351 J
PCB-111/117	PCB-111/117	ng/g	230	14	< 0.277 U	< 0.272 U	< 0.267 U	< 0.286 U	< 0.285 U	< 0.281 U	< 0.261 U	< 0.285 U	< 0.268 U	< 0.279 U	< 0.142 U	< 0.139 U	< 0.141 U	< 0.284 U
PCB-112	74472-36-9	ng/g	230	14	1.74	0.608	< 0.054 U	< 0.0577 U	0.659	4.47	< 0.0527 U	1.43	3.48	< 0.0565 U	2.73 J	0.953 J	< 0.0285 UJ	1.29
PCB-113	68194-10-5	ng/g	230	14	1.42	0.499	< 0.0447 U	< 0.0478 U	1.67	6.47	< 0.0436 U	2.06	5.25	< 0.0468 U	2.18 J	0.863 J	< 0.0236 UJ	2.85
PCB-114	74472-37-0	ng/g	120	14	6.54	2.91	< 0.0695 U	0.659	2.35	20.6	< 0.0679 U	4.2	12.4	0.33	11	3.49	< 0.0367 U	3.36
PCB-119	56558-17-9	ng/g	230	14	21.8	4.95	< 0.0536 U	1.08 J	10.3	32.9	< 0.0523 U	12.9	36.9	1.15	21.7 J	7.41 J	0.237 J	15.2
PCB-122	76842-07-4	ng/g	230	14	4.14	1.72	< 0.0768 U	< 0.0821 UJ	1.84	8.74	< 0.0749 U	2.23	5.27	< 0.0803 U	6.53 J	2.18 J	< 0.0405 UJ	2.66
PCB-123	65510-44-3	ng/g	120	14	9.09 J+	3.98 J+	< 0.0595 U	0.634 J+	6.19 J+	17.4 J+	< 0.0581 U	5.95 J+	13.5 J+	0.47 J+	12.2 J+	4.01 J+	0.18 J+	8.25 J+
PCB-124	70424-70-3	ng/g	230	14	10	3.73	< 0.0334 U	0.622	5.88	17.6	< 0.0326 U	5.64	12.1	0.36	13.6 J	4.84 J	0.185 J	7.92
PCB-125	74472-39-2	ng/g	230	14	4.54 J	1.41 J	< 0.0408 UJ	< 0.0437 U	1.04 J	4.8 J	< 0.0398 UJ	0.92 J	4.31 J	< 0.0427 UJ	5.11 J	1.69 J	< 0.0215 UJ	2.15 J
PCB-126	57465-28-8	ng/g	0.036	14	2.63 J+	< 0.0488 U	< 0.0478 U	< 0.0512 U	2.29 J+	4.09 J+	< 0.0467 U	1.93 J+	3.35 J+	< 0.0501 U	2.43 J	< 0.0249 UJ	< 0.0253 UJ	2.8 J+
PCB-128	38380-07-3	ng/g	230	14	29.9	8.92	< 0.066 U	2.11	36.7	57.8 J	0.506	27.7	56.8 J	1.6	35.9 J	12.1	0.404	44.1 J
PCB-129	55215-18-4	ng/g	230	14	7.8	2.15	< 0.0912 U	0.573 J	7.02	13.3	< 0.089 U	5.63	12.6	0.41	9.04	3.21	0.122	9.55
PCB-130	52663-66-8	ng/g	230	14	10.4	2.99	< 0.0901 U	0.932 J	11.9	21.7	< 0.088 U	9.8	21.8	0.742	12.7	4.12	0.154	15.4
PCB-131/142	PCB-131/142	ng/g	230	14	2.15	0.867	< 0.0202 U	0.287 J	1.61	4.3	< 0.0197 U	1.89	4.18	< 0.0212 U	2.52	0.889	< 0.0107 U	2.84
PCB-132/168	PCB-132/168	ng/g	230	14	45.5 J	13.2	< 0.133 U	3.53	53.5 J	103 J	0.694	43.1 J	99.8 J	3	59.4 J	20.8 J	0.7	74.5 J
PCB-133	35694-04-3	ng/g	230	14	2.99	0.81	< 0.0966 U	0.226	3.55	4.98	< 0.0943 U	3.19	5.78	0.222	2.91	1.01	< 0.051 U	5.19
PCB-134	52704-70-8	ng/g	230	14	7.56	2.08	< 0.128 U	0.608	7.81	16.3	< 0.125 U	7.39	15.5	0.446	9.45	3.16	0.116	12.4
PCB-135/144	PCB-135/144	ng/g	230	14	19.5	6.26	< 0.107 U	1.62 J	22.6	45.5 J	0.43	20.3	43.2 J	1.27	25.5 J	8.67	0.3	32.9
PCB-136	38411-22-2	ng/g	230	14	14.6	5.12	< 0.0751 U	1.29 J	14.2	34.9	0.257	14.6	31.4	0.912	20.3 J	7.04	0.226	23.1
PCB-137	35694-06-5	ng/g	230	14	10.4	2.82	< 0.122 U	0.775	11.4	18.8	< 0.119 U	8.96	18.9	0.612	12.2	4.08	0.148	13.5
PCB-138/163/164	PCB-138/163/164	ng/g	230	14	153 J	43.9 J	0.314	11.3 J	201 J	289 J	2.14	153 J	287 J	8.35	179 J	61.9 J	2.13	233 J
PCB-139/149	PCB-139/149	ng/g	230	14	90.5 J	28.2	0.243	7.1 J	112 J	195 J	1.53	90.1 J	192 J	5.2	117 J	39.8 J	1.37	148 J
PCB-140	59291-64-4	ng/g	230	14	1.01	0.323	< 0.0593 U	< 0.0635 U	1.23	2.31	< 0.0579 U	1.02	2.51	< 0.0621 U	1.06 J	< 0.0309 UJ	< 0.0313 UJ	1.77
PCB-141	52712-04-6	ng/g	230	14	21.9	7.02	< 0.111 U	1.38	26.3	43.3 J	0.4	18.4	38.7 J	1.13	28.8 J	9.52	0.386	32
PCB-143	68194-15-0	ng/g	230	14	0.879	0.449	< 0.0597 U	< 0.0639 U	0.285	1.68	< 0.0583 U	0.641	1.7	< 0.0625 U	1.03 J	0.358 J	< 0.0315 UJ	0.871
PCB-145	74472-40-5	ng/g	230	14	0.173 J	< 0.076 U	< 0.0745 U	< 0.0798 U	< 0.0795 U	0.367	< 0.0728 U	0.153 J	0.338	< 0.078 U	0.204 J	0.0753 J	< 0.0393 UJ	0.165 J
PCB-146	51908-16-8	ng/g	230	14	16.6	4.72	< 0.0532 U	1.19	21.1	31.6	0.257	16.8	34	1	19.1	6.4	0.278	26.4
PCB-147	68194-13-8	ng/g	230	14	7.22	1.46	< 0.0721 U	0.388	6.9	8.38	< 0.0704 U	6.6	11	0.349	6.11	2.07	0.0822 J	9.04
PCB-148	74472-41-6	ng/g	230	14	0.536	< 0.0656 U	< 0.0643 U	< 0.0689 U	0.467	0.505	< 0.0628 U	0.563	0.849	< 0.0673 U	0.33	0.116	< 0.034 U	0.776
PCB-150	68194-08-1	ng/g	230	14	0.377	0.104 J	< 0.0738 U	< 0.079 U	0.388	0.572	< 0.072 U	0.471	0.692	< 0.0772 U	0.334 J	0.0958 J	< 0.039 UJ	0.633
PCB-151	52663-63-5	ng/g	230	14	22.4	7.32	< 0.0571 U	1.83 J	27.4	47.9 J	0.496	23	46 J	1.34	28.3 J	9.89	0.363	36
PCB-152	68194-09-2	ng/g	230	14	0.684	0.153 J	< 0.0816 U	< 0.0873 U	0.429	0.898	< 0.0796 U	0.561	1.01	< 0.0854 U	0.63	0.205	< 0.0431 U	0.764
PCB-153	35065-27-1	ng/g	230	14	99.7 J	28.8	0.262	6.94 J	127 J	172 J	1.33	91.9 J	179 J	4.93	116 J	37.9 J	1.4	151 J
PCB-154	60145-22-4	ng/g	230	14	3.04	0.608	< 0.0471 U	< 0.0504 U	3.44	4.33	< 0.046 U	3.28	5.67	< 0.0493 U	2.62	0.853	< 0.0249 U	4.8
PCB-155	33979-03-2	ng/g	230	14	< 0.0412 U	< 0.0405 U	< 0.0397 U	< 0.0425 U	< 0.0423 U	< 0.0418 U	< 0.0387 U	< 0.0423 U	< 0.0398 U	< 0.0415 U	< 0.0211 U	< 0.0207 U	< 0.0209 U	< 0.0421 U
PCB-156	38380-08-4	ng/g	120	14	16.2	4.78	< 0.0575 U	1.15	15.8	31.5	< 0.0561 U	13.2	32	0.876	20.3 J	6.51	0.254	20.1
PCB-157	69782-90-7	ng/g	120	14	5.29 J+	< 0.0561 U	< 0.0551 U	< 0.0589 UJ	5.57 J+	8.3 J+	< 0.0538 U	3.91 J+	8.22 J+	0.363 J+	5.5 J+	1.7 J+	0.102 J+	6.9 J+
PCB-158/160	PCB-158/160	ng/g	230	14	14.3	4.05	< 0.116 U	1.12	17.5	29.3	0.284	12.6	26.9	0.73	18.7	6.37	0.252	21
PCB-159	39635-35-3	ng/g	230	14	0.865 J	< 0.0667 UJ	< 0.0655 UJ	< 0.07 U	1.14 J	1.66 J	< 0.0639 UJ	1.11 J	1.65 J	< 0.0685 UJ	1.02 J	0.231 J	< 0.0345 UJ	1.43 J
PCB-161	74472-43-8	ng/g	230	14	< 0.0642 U	< 0.063 U	< 0.0617 U	< 0.0661 U	< 0.0659 U	< 0.065 U	< 0.0603 U	< 0.0659 U	< 0.0619 U	< 0.0646 U	< 0.0328 U	< 0.0322 U	< 0.0326 U	< 0.0656 U
PCB-162	39635-34-2	ng/g	230	14	0.845 J	< 0.0645 UJ	< 0.0632 UJ	< 0.0677 U	0.898 J	1.85 J	< 0.0617 UJ	1.13 J	1.27 J	< 0.0662 UJ	0.725 J	< 0.0329 UJ	< 0.0334 UJ	1.21 J
PCB-165	74472-46-1	ng/g	230	14	< 0.0919 UJ	< 0.0902 UJ	< 0.0884 UJ	< 0.0946 U	< 0.0943 UJ	< 0.0931 UJ	< 0.0863 UJ	0.48 J	0.576 J	< 0.0926 UJ	0.148	< 0.0461 U	< 0.0467 U	0.495 J
PCB-166	41411-63-6	ng/g	230	14	0.779	< 0.0807 U	< 0.0792 U	< 0.0847 U	0.972	1.85	< 0.0773 U	0.74	1.87	< 0.0829 U	0.802	0.377	< 0.0418 U	1.25
PCB-167	52663-72-6	ng/g	120	14	6.71	2.21	< 0.0541 U	0.503 J	8.56	11.2	< 0.0528 U	6.22	11.5	0.313	7.99	2.53	0.0956 J	10.1
PCB-169	32774-16-6	ng/g	0.12	14	< 0.0497 U	< 0.0488 U	< 0.0478 U	< 0.0512 U	< 0.051 U	< 0.0504 U	< 0.0467 U	< 0.0511 U	< 0.048 U	< 0.0501 U	< 0.0254 U	< 0.0249 U	< 0.0253 U	< 0.0508 U
PCB-170/190	PCB-170/190	ng/g	230	14	35.8	9.42	< 0.278 U	2.41 J	35.9	57.4 J	< 0.271 U	26.6	59 J	1.92	33.1 J	11.1 J	0.426 J	42.2 J
PCB-171	52663-71-5	ng/g	230	14	8.65	2.14	< 0.0621 U	0.571	8.95	14.3	< 0.0606 U	6.56	15.5	0.441	8.52 J	2.93 J	0.119 J	10.8
PCB-172/192	PCB-172/192	ng/g	230	14	4.29	1.27	< 0.137 U	< 0.147 U	4.33	7.23	< 0.134 U	3.41	7.63	0.331	4.3	1.4	< 0.0724 U	5.26
PCB-173	68194-16-1	ng/g	230	14	0.713	< 0.0853 U	< 0.0836 U	< 0.0895 U	0.841	1.23	< 0.0816 U	0.69	1.32	< 0.0875 U	0.817	0.314	< 0.0441 U	0.962
PCB-174	38411-25-5	ng/g	230	14	28.1	8.17	< 0.0981 U	2.09 J	28.9	48.6 J	0.311	21.8	48.7 J	1.52	28.8 J	9.96	0.388	35
PCB-175	40186-70-7	ng/g	230	14	1.04	0.355	< 0.0597 U	< 0.0639 U	1.06	1.81	< 0.0583 U	0.754	1.91	< 0.0625 U	0.969 J	0.357 J	< 0.0315 UJ	1.18
PCB-176	52663-65-7	ng/g	230	14	3.12	0.927	< 0.0643 U	0.251 J	2.93	5.4	< 0.0628 U	2.33	5.86	0.261	3.18	1.1	0.0623 J	3.47
PCB-177	52663-70-4	ng/g	230	14	16.6	4.86	< 0.0834 U	1.22 J	18.2	29.2	0.225	13.8	31.1	1.02	17	5.88	0.208	22.3
PCB-178	52663-67-9	ng/g	230	14	5.78	1.59	< 0.0786 U	0.502 J	6.64	9.93	< 0.0767 U	5.32	10.5	0.392	5.57	2.03	< 0.0415 U	8.4
PCB-179	52663-64-6	ng/g	230	14	9.57	3	< 0.0579 U	0.709	10.3	17	0.134 J	8.33	17.7	0.535	10.1	3.45	0.137	12.9
PCB-180	35065-29-3	ng/g	230	14	60.7 J	17.1	< 0.0538 U	3.98 J	59.8 J	101 J	0.895	44.9 J	104 J	3.23	59.7 J	20.5 J	0.785	70.9 J
PCB-181	74472-47-2	ng/g	230	14	< 0.0913 U	< 0.0896 U	< 0.0879 U	< 0.0941 U	< 0.0937 U	< 0.0925 U	< 0.0858 U	< 0.0938 U	< 0.0881 U	< 0.092 U	< 0.0467 U	< 0.0458 U	< 0.0464 U	< 0.0933 U
PCB-182/187	PCB-182/187	ng/g	230	14	31.2	9.04	< 0.163 U	2.31 J	33.8	53.2 J	0.436	26.2	56.5 J	1.62	31.4 J	11	0.425	40.8 J
PCB-183	52663-69-1	ng/g	230	14	13.7	3.94	< 0.0677 U	0.989 J	13.8	23.7	0.203	10.4	24.5	0.619	13.7	4.77	0.19	15.9
PCB-184	74472-48-3	ng/g	230	14	< 0.048 U	< 0.0471 U	< 0.0462 U	< 0.0494 U	< 0.0492 U	< 0.0486 U	< 0.0451 U	< 0.0493 U	< 0.0463 U	< 0.0483 U	< 0.0245 U	< 0.0241 U	< 0.0244 U	< 0.049 U
PCB-185	52712-05-7	ng/g	230	14	3.26	1.02	< 0.0677 U	0.319 J	3.28	5.82	< 0.0661 U	2.43	5.48	< 0.0708 U	3.42	1.19	< 0.0357 U	4.02
PCB-186	74472-49-4	ng/g	230	14	< 0.0721 U	< 0.0707 U	< 0.0693 U	< 0.0742 U	< 0.074 U	< 0.073 U	< 0.0677 U	< 0.074 U	< 0.0695 U	< 0.0726 U	< 0.0368 U	< 0.0361 U	< 0.0366 U	< 0.0736 U
PCB-188	74487-85-7	ng/g	230	14	0.0749 J	< 0.0514 U	< 0.0504 U	< 0.054 U	0.109 J	< 0.0531 U	< 0.0492 U	0.079 J	< 0.0506 U	< 0.0528 U	0.0452 J	< 0.0263 U	< 0.0266 U	0.156 J
PCB-189	39635-31-9	ng/g	130	14	1.59	0.396	< 0.0519 U	< 0.0556 U	1.67	2.45	< 0.0507 U	1.23	2.67	< 0.0543 U	1.41 J+	0.624 J+	< 0.0274 U	1.81
PCB-191	74472-50-7	ng/g	230	14	1.15	0.36	< 0.129 U	< 0.138 U	1.13	1.74	< 0.125 U	0.912	1.88	< 0.134 U	1.23 J	0.384 J	< 0.0678 UJ	1.28
PCB-193	69782-91-8	ng/g	230	14	2.81	0.838	< 0.173 U	0.25 J	3.04	4.34	< 0.169 U	2.25	5.05	< 0.181 U	2.93	0.943	< 0.0914 U	3.51

Table 28
Phase 2 Reach Sediment Analytical Results
Phase 2 Data Evaluation Summary Memorandum
Lower Neponset River
Boston and Milton, Massachusetts

					Location	24A-0087	24A-0087	24A-0087	24A-0088	24A-0089	24A-0089	24A-0089	24A-0090	24A-0090	24A-0090	24A-0091	24A-0091	24A-0091	24A-0092
					Sample Name	24A-0087-AS	24A-0087-BS	24A-0087-CS	24A-0088-AS	24A-0089-AS	24A-0089-BS	24A-0089-CS	24A-0090-AS	24A-0090-BS	24A-0090-CS	24A-0091-AS	24A-0091-BS	24A-0091-CS	24A-0092-AS
					Sample Date	9/19/2024	9/19/2024	9/19/2024	10/23/2024	9/19/2024	9/19/2024	9/19/2024	9/20/2024	9/20/2024	9/20/2024	10/3/2024	10/3/2024	10/3/2024	9/20/2024
					Sample Type	N	N	N	N	N	N	N	N	N	N	N	N	N	N
					Depth Interval	0 - 0.5 ft	0.5 - 3.3 ft	3.3 - 6 ft	0 - 0.5 ft	0 - 0.5 ft	0.5 - 3.7 ft	3.7 - 6 ft	0 - 0.5 ft	0.5 - 1.3 ft	1.3 - 3.2 ft	0 - 0.5 ft	0.5 - 1 ft	1 - 2.3 ft	0 - 0.5 ft
Analyte	Cas No.	Units	Human Health PAL	Ecological PAL															
PCB-194	35694-08-7	ng/g	230	14	21.3	6.5	< 0.148 U	1.14	17.7	32.1	< 0.145 U	15.2	37.7 J	< 0.155 U	17.6	6.56	< 0.0783 U	21.8
PCB-195	52663-78-2	ng/g	230	14	7.65	5.33	< 0.141 U	< 0.151 U	6.47	11.1	< 0.138 U	5.26	11.8	< 0.148 U	6.56	2.3	< 0.0745 U	8.1
PCB-196/203	PCB-196/203	ng/g	230	14	20.4	5.8	< 0.124 U	1.21	19.5	32	< 0.121 U	15.1	34.8	1.2	17.9	5.95	0.446	22.6
PCB-197	33091-17-7	ng/g	230	14	0.685 J	0.211 J	< 0.0553 UJ	< 0.0591 U	0.677 J	0.967 J	< 0.0539 UJ	0.455 J	1.05 J	< 0.0578 UJ	0.557 J	0.184 J	< 0.0292 UJ	0.698 J
PCB-198	68194-17-2	ng/g	230	14	0.939	0.394	< 0.0938 U	< 0.1 U	1.2	1.71	< 0.0916 U	1.03	1.78	< 0.0982 U	0.955	0.33	< 0.0495 U	1.17
PCB-199	52663-75-9	ng/g	230	14	17.2	4.87	< 0.0862 U	0.977	16.9	26.7	< 0.0842 U	13.2	28.6	1.06	14.9	5.03	0.179	19.6
PCB-200	52663-73-7	ng/g	230	14	2.12	0.564	< 0.0801 U	< 0.0857 U	1.92	3.16	< 0.0782 U	1.6	3.41	< 0.0838 U	1.76 J	0.577 J	< 0.0423 UJ	2.37
PCB-201	40186-71-8	ng/g	230	14	1.9 J	0.597 J	< 0.048 UJ	< 0.0514 U	1.74 J	2.95 J	< 0.0469 UJ	1.45 J	3.09 J	< 0.0503 UJ	1.65	0.62	< 0.0253 U	1.95 J
PCB-202	2136-99-4	ng/g	230	14	2.6	0.821	< 0.0601 U	< 0.0643 UJ	2.95	4.25	< 0.0586 U	2.48	4.69	< 0.0629 U	2.49	0.88	< 0.0317 U	3.51
PCB-204	74472-52-9	ng/g	230	14	< 0.0965 U	< 0.0947 U	< 0.0929 U	< 0.0994 U	< 0.0991 U	< 0.0978 U	< 0.0907 U	< 0.0991 U	< 0.0931 U	< 0.0972 U	< 0.0494 U	< 0.0484 U	< 0.049 U	< 0.0987 U
PCB-205	74472-53-0	ng/g	230	14	1.37	< 0.0524 U	< 0.0514 U	< 0.055 U	0.904	1.54	< 0.0501 U	0.751	1.94	< 0.0538 U	1	0.296	< 0.0271 U	1.25
PCB-206	40186-72-9	ng/g	230	14	9.23	2.92	< 0.0493 U	0.78	10.6	12.5	< 0.0481 U	7.97	13.8	0.657	7.33	2.64	0.162	12.3
PCB-207	52663-79-3	ng/g	230	14	0.872	0.258	< 0.0651 U	< 0.0696 U	1.2	1.25	< 0.0635 U	0.733	1.31	< 0.0681 U	0.715 J	0.21 J	< 0.0344 UJ	1.2
PCB-208	52663-77-1	ng/g	230	14	2.42	0.829	< 0.0651 U	< 0.0696 U	3.48	3.2	< 0.0635 U	2.42	3.52	< 0.0681 U	2.07	0.734	< 0.0344 U	3.74
PCB-209	2051-24-3	ng/g	230	14	4.22	1.65	< 0.0428 U	< 0.0458 UJ	7.54	5.05	< 0.0418 U	4.91	6.18	< 0.0448 U	4.3	1.81	0.142	8.34
Total Decachlorobiphenyls	RA_Total_DECPCB	ng/g	230	14	4.22	1.65	< 0.0428 U	< 0.0458 U	7.54	5.05	< 0.0418 U	4.91	6.18	< 0.0448 U	4.3	1.81	0.142	8.34
Total Dichlorobiphenyls	RA_Total_DIPCB	ng/g	230	14	749.82	281.11	5.883	52.228	186.17	670.66	4.954	468.89	2485.8	69.094	540.68	248.91	10.063	357.88
Total Heptachlorobiphenyls	RA_Total_HEPPCB	ng/g	230	14	228.148	64.426	< 0.278 U	15.601	234.68	384.35	2.204	177.995	399.3	11.889	226.191	77.932	2.7403	280.848
Total Hexachlorobiphenyls	RA_Total_HEXPCB	ng/g	230	14	613.808	179.314	0.819	44.852	748.669	1204.08	8.324	588.439	1194.42	33.795	745.623	251.98	8.8828	941.184
Total Monochlorobiphenyls	RA_Total_MONPCB	ng/g	230	14	27.635	8.378	0.186	3.526	35.277	9.51	< 0.0449 U	59.569	41.8	0.645	3.63	9.93	0.126	55.437
Total Nonachlorobiphenyls	RA_Total_NONPCB	ng/g	230	14	12.522	4.007	< 0.0651 U	0.78	15.28	16.95	< 0.0635 U	11.123	18.63	0.657	10.115	3.584	0.162	17.24
Total Octachlorobiphenyls	RA_Total_OCTPCB	ng/g	230	14	76.164	25.087	< 0.148 U	3.327	69.961	116.477	< 0.145 U	56.526	128.86	2.26	65.372	22.727	0.625	83.048
Total Pentachlorobiphenyls	RA_Total_PENPCB	ng/g	230	14	2101.39	776.34	3.147	169.965	912.933	5219.84	35.604	1370.69	3772.61	111.064	3245.08	1199.48	39.582	1646.65
Total Tetrachlorobiphenyls	RA_Total_TETPCB	ng/g	230	14	9554.1	2667.33	20.018	478.879	539.273	15314.3	111.349	2883	14094	409.319	11460.3	4238.11	133.961	1659.66
Total Trichlorobiphenyls	RA_Total_TRICPB	ng/g	230	14	6797.08	2172.03	21.483	328.87	216.155	9548.71	70.39	1617.52	16055.3	441.577	6927.66	2468.45	89.221	426.188
Total PCB Congeners	RA_Tot_PCB_Cong	ng/g	120	14	20164.9	6179.68	51.536	1098.03	2965.94	32490	232.825	7238.66	38196.8	1080.3	23229	8522.91	285.505	5476.47
Total PCB TEQ (Bird)	RA-TEQ-B-PCB	ng/g			4.3126969	1.49922386	0.0000054	0.22970627	0.9799962	7.5254205	0.048953	2.077755	6.2073387	0.17471973	5.103976	2.15335164	0.061294856	1.6159176
Total PCB TEQ (Fish)	RA-TEQ-F-PCB	ng/g			0.0243941	0.00530788	0.0000027	0.00061243	0.0143067	0.04243725	0.0001234	0.01548105	0.03366645	0.00044106	0.026567	0.00611082	0.000157558	0.0187386
Total PCB TEQ (Mammal)	RA-TEQ-M-PCB	ng/g			0.2838246	0.00811128	0.0000162	0.00138958	0.2362522	0.4500635	0.0002529	0.2044763	0.3670297	0.00090636	0.272003	0.01096492	0.000335348	0.2906226
TAL Metals and Mercury																		
Aluminum	7429-90-5	mg/kg	7700	25000	7800	7600	6500	6800	10000	6300	2700	4300	14000	6100	6900	7100	4000	6700
Calcium	7440-70-2	mg/kg			2200	2600	1800	2700	3000	1200	860	1400	2400	1100	1900	2700	900	1100
Iron	7439-89-6	mg/kg	5500	20000	14000	9300	14000	8000	28000	10000	4100	9000	58000	29000	9700	9900	9500	16000
Magnesium	7439-95-4	mg/kg			1800	1600	4000	1700	2500	1400	1100	1100	2800	2000	1300	1400	1400	1600
Potassium	7440-09-7	mg/kg			400 J	450 J	340 J	< 1100 U	340 J	240 J	260 J	170 J	530 J	310 J	270 J-	< 990 UJ	< 590 UJ	200 J
Sodium	7440-23-5	mg/kg			200 J	290 J	< 640 U	340 J	300 J	140 J	< 570 U	280 J	400 J	140 J	330 J	450 J	160 J	150 J
Antimony	7440-36-0	mg/kg	3.1	2	< 1.7 U	< 2.0 U	< 1.3 U	< 2.1 U	2.2 J+	< 1.3 U	< 1.1 U	< 1.1 U	< 2.3 U	< 1.5 U	< 1.3 U	< 1.8 U	< 1.1 U	< 1.1 U
Arsenic	7440-38-2	mg/kg	0.68	9.8	5.1	9.2	2.4	3.7	9.4	4.9	5.0	3.1	5.5	1.1	3.2	3.7	0.81	4.9
Barium	7440-39-3	mg/kg	1500	20	80	86	20	73	140	55	30	77	94	30	47	59	16	59
Beryllium	7440-41-7	mg/kg	16		0.36 J-	0.44 J-	0.17 J-	0.53 J-	0.89 J-	0.37 J-	0.40 J-	0.31 J-	0.57 J-	0.57 J-	0.36 J-	0.50 J-	0.28 J-	0.52 J-
Cadmium	7440-43-9	mg/kg	0.71	1	2.1	0.95 J	< 0.63 U	0.32 J	2.3	0.80	0.12 J	1.0	1.1	< 0.76 U	0.85	1.1	< 0.53 U	0.80
Chromium, Total	7440-47-3	mg/kg	0.95	43.4	69 EB	150 EB	7.1 EB	29	100 EB	77 EB	13 EB	32 EB	130 EB	13 EB	87 EB	60 EB	8.0 EB	63 EB
Cobalt	7440-48-4	mg/kg	2.3	50	4.3	5.3	3.6	5.0	12	4.4	4.3	2.9	8.7	4.1	2.2	3.6	2.7	4.8
Copper	7440-50-8	mg/kg	310	31.6	77	230	11	130	100	71	10	38	95	5.9	78	88	5.2	62
Lead	7439-92-1	mg/kg	200	35.8	150	290	13	150 EB	330	200	8.9	130	210	9.7	140	130	8.4	210
Manganese	7439-96-5	mg/kg	180	460	240 JEB	220 JEB	78 JEB	540 JEB	1600 JEB	300 JEB	97 JEB	88 EB	570 EB	220 EB	76 JEB	120 JEB	69 JEB	150 EB
Nickel	7440-02-0	mg/kg	140	22.7	9.8	8.0	4.7	7.5	20	8.0	6.4	5.7	11	5.1	6.2	6.9	2.0	7.9
Selenium	7782-49-2	mg/kg	39	11	< 4.2 U	< 5.0 U	< 3.1 U	< 5.2 U	1.4 J	< 3.4 U	< 2.8 U	< 2.7 U	< 5.7 U	< 3.8 U	< 3.2 U	< 4.6 U	< 2.6 U	< 2.6 U
Silver	7440-22-4	mg/kg	39	1	0.42 J	0.79 J	< 0.63 U	0.50 J	1.0	0.45 J	< 0.55 U	0.37 J	0.62 J	< 0.76 U	0.44 J+	0.39 J+	< 0.53 U	0.62
Thallium	7440-28-0	mg/kg	0.078		< 0.85 U	< 1.0 U	< 0.63 U	< 1.0 U	< 0.80 U	< 0.67 U	< 0.55 U	< 0.55 UJ	< 1.1 UJ	< 0.76 UJ	< 0.64 U	< 0.92 U	< 0.53 U	< 0.53 UJ
Vanadium	7440-62-2	mg/kg	39		20	13	8.0	15	42	24	22	16	37	32	16	19	12	23
Zinc	7440-66-6	mg/kg	2300	121	230	310	19	80 EB	220	120	27	98	160	24	150	170	15	88
Mercury	7439-97-6	mg/kg	2.3	0.18	1.0	4.1	0.090 J-	1.5	1.3	1.0	< 0.12 UJ	0.47	1.3	0.057 J	1.2	1.1	0.52	0.88
TCL VOCs																		
1,1,1-Trichloroethane (TCA)	71-55-6	ug/kg	810000	70	< 14 U	< 13 U	< 5.2 U	< 11 U	< 5.6 U	< 7.7 U	< 5.6 UJ	< 8.9 U	< 7.9 U	< 330 U	< 11 U	< 10 U	< 5.3 U	< 8.8 U
1,1,2,2-TETRACHLOROETHANE	79-34-5	ug/kg	600	250	< 14 U	< 13 U	< 5.2 U	< 11 U	< 5.6 U	< 7.7 U	< 5.6 U	< 8.9 U	< 7.9 U	< 5.6 U	< 11 U	< 10 U	< 5.3 U	< 8.8 U
1,1,2-TRICHLORO-1,2,2-TRIFLUOROETHANE	76-13-1	ug/kg	670000		< 14 U	< 13 U	< 5.2 U	< 11 U	< 5.6 U	< 7.7 U	< 5.6 UJ	< 8.9 U	< 7.9 U	< 330 U	< 11 U	< 10 U	< 5.3 U	< 8.8 U
1,1,2-Trichloroethane	79-00-5	ug/kg	150	538	< 14 U	< 13 U	< 5.2 U	< 11 U	< 5.6 U	< 7.7 U	< 5.6 U	< 8.9 U	< 7.9 U	< 5.6 U	< 11 U	< 10 U	< 5.3 U	< 8.8 U
1,1-Dichloroethane	75-34-3	ug/kg	3600	20	< 14 U	< 13 U	< 5.2 U	< 11 U	< 5.6 U	< 7.7 U	< 5.6 U	< 8.9 U	< 7.9 U	< 5.6 U	< 11 U	< 10 U	< 5.3 U	< 8.8 U
1,1-Dichloroethene	75-35-4	ug/kg	480	100	< 14 U	< 13 U	< 5.2 U	< 11 U	< 5.6 U	< 7.7 U	< 5.6 U	< 8.9 U	< 7.9 U	< 5.6 U	< 11 U	< 10 U	< 5.3 U	< 8.8 U
1,2,3-Trichlorobenzene	87-61-6	ug/kg	6300	113	< 1000 U	< 13 U	< 5.2 U	< 11 U	< 5.6 U	< 7.7 UJ	< 5.6 U	< 8.9 U	< 7.9 U	< 330 U	< 11 U	< 10 U	< 5.3 U	< 670 U
1,2,3-TRICHLOROPROPANE	96-18-4	ug/kg	5.1		< 1000 U	< 13 U	< 5.2 U	< 11 U	< 5.6 U	< 7.7 U	< 5.6 UJ	< 8.9 U	< 7.9 U	< 330 U	< 11 U	< 10 U	< 5.3 U	< 670 U
1,2,4-TRICHLOROBENZENE	120-82-1	ug/kg	5800	11	< 1000 U	< 13 U	< 5.2 U	< 11 U	< 5.6 U	< 7.7 UJ	< 5.6 U	< 8.9 U	< 7.9 U	< 330 U	< 11 U	< 10 U	< 5.3 U	< 670 U
1,2,4-Trimethylbenzene	95-63-6	ug/kg	30000	97	< 1000 U	< 13 U	< 5.2 U	< 11 U	< 5.6 U	< 7.7 U	< 5.6 U	< 8.9 U	< 7.9 U	< 5.6 U	< 11 U	< 10 U	< 5.3 U	< 670 U
1,2-Dibromo-3-Chloropropane	96-12-8	ug/kg	5.3		< 1000 U	< 13 U	< 5.2 U	< 11 U	< 5.6 U	< 7.7 U	< 5.6 U	< 8.9 U	< 7.9 U	< 5.6 U	< 11 U	< 10 U	< 5.3 U	< 670 U
1,2-Dibromoethane (Ethylene Dibromide)	106-93-4	ug/kg	36		< 14 U	< 13 U	< 5.2 U	< 11 U	< 5.6 U	< 7.7 U	< 5.6 UJ	< 8.9 U	< 7.9 U	< 330 U	< 11 U	< 10 U	< 5.3 U	< 8.8 U
1,2-Dichlorobenzene	95-50-1	ug/kg	180000	95	< 1000 U	< 13 U	< 5.2 U	< 11 U	< 5.6 U	< 7.7 UJ	< 5.6 U	< 8.9 U	< 7.9 U	< 330 U	< 11 U	< 10 U	< 5.3 U	< 670 U
1,2-Dichloroethane	107-06-2	ug/kg	460	986	< 14 U	< 13 U	< 5.2 U	< 11 U	< 5.6 U	< 7.7 U	< 5.6 UJ	< 8.9 U	< 7.9 U	< 330 U	< 11 U	< 10 U	< 5.3 U	< 8.8 U
1,2-DICHLOROPROPANE	78-87-5	ug/kg	1600	428	< 14 U	< 13 U	< 5.2 U	< 11 U	< 5.6 U	< 7.7 U	< 5.6 UJ	< 8.9 U	< 7.9 U	< 330 U	< 11 U	< 10 U	< 5.3 U	< 8.8 U
1,3,5-Trimethylbenzene (Mesitylene)	108-67-8	ug/kg	27000	164	< 1000 U	< 13 U	< 5.2 U	< 11 U	< 5.6 U	< 7.7 U	< 5.6 U	< 8.9 U	< 7.9 U	< 5.6 U	< 11 U	< 10 U	< 5.3 U	< 670 U

Table 28
Phase 2 Reach Sediment Analytical Results
Phase 2 Data Evaluation Summary Memorandum
Lower Neponset River
Boston and Milton, Massachusetts

					Location	24A-0087	24A-0087	24A-0087	24A-0088	24A-0089	24A-0089	24A-0089	24A-0090	24A-0090	24A-0090	24A-0091	24A-0091	24A-0091	24A-0092
					Sample Name	24A-0087-AS	24A-0087-BS	24A-0087-CS	24A-0088-AS	24A-0089-AS	24A-0089-BS	24A-0089-CS	24A-0090-AS	24A-0090-BS	24A-0090-CS	24A-0091-AS	24A-0091-BS	24A-0091-CS	24A-0092-AS
					Sample Date	9/19/2024	9/19/2024	9/19/2024	10/23/2024	9/19/2024	9/19/2024	9/19/2024	9/20/2024	9/20/2024	9/20/2024	10/3/2024	10/3/2024	10/3/2024	9/20/2024
					Sample Type	N	N	N	N	N	N	N	N	N	N	N	N	N	N
					Depth Interval	0 - 0.5 ft	0.5 - 3.3 ft	3.3 - 6 ft	0 - 0.5 ft	0 - 0.5 ft	0.5 - 3.7 ft	3.7 - 6 ft	0 - 0.5 ft	0.5 - 1.3 ft	1.3 - 3.2 ft	0 - 0.5 ft	0.5 - 1 ft	1 - 2.3 ft	0 - 0.5 ft
Analyte	Cas No.	Units	Human Health PAL	Ecological PAL															
1,3-DICHLOROBENZENE	541-73-1	ug/kg	2600	89	< 1000 U	< 13 U	< 5.2 U	< 11 U	< 5.6 U	< 7.7 UJ	< 5.6 U	< 8.9 U	< 7.9 U	< 330 U	< 11 U	< 10 U	< 5.3 U	< 670 U
1,4-DICHLOROBENZENE	106-46-7	ug/kg	2600	30	< 1000 U	< 13 U	< 5.2 U	< 11 U	< 5.6 U	< 7.7 UJ	< 5.6 U	< 8.9 U	< 7.9 U	< 330 U	< 11 U	< 10 U	< 5.3 U	< 670 U
2-HEXANONE	591-78-6	ug/kg	20000	45	< 28 U	< 25 U	< 10 U	< 22 U	< 11 U	< 15 U	< 11 U	< 18 U	< 16 U	< 11 U	< 22 U	< 21 U	< 11 U	< 18 U
ACETONE	67-64-1	ug/kg	7000000	65	< 28 U	< 25 U	< 10 U	< 22 U	< 11 U	110 EB	< 11 U	< 18 U	< 16 U	< 11 U	< 22 U	58 EB	< 11 U	< 18 U
Benzene	71-43-2	ug/kg	1200	10	< 14 U	< 13 U	< 5.2 U	< 11 U	< 5.6 U	< 7.7 U	< 5.6 U	< 8.9 U	< 7.9 U	< 5.6 U	< 11 U	< 10 U	< 5.3 U	< 8.8 U
BROMOCHLOROMETHANE	74-97-5	ug/kg	15000		< 14 U	< 13 U	< 5.2 U	< 11 U	< 5.6 U	< 7.7 U	< 5.6 U	< 8.9 U	< 7.9 U	< 5.6 U	< 11 U	< 10 U	< 5.3 U	< 8.8 U
BROMODICHLOROMETHANE	75-27-4	ug/kg	290	210	< 14 U	< 13 U	< 5.2 U	< 11 U	< 5.6 U	< 7.7 U	< 5.6 UJ	< 8.9 U	< 7.9 U	< 330 U	< 11 U	< 10 U	< 5.3 U	< 8.8 U
BROMOFORM	75-25-2	ug/kg	19000	142	< 1000 U	< 13 U	< 5.2 U	< 11 U	< 5.6 U	< 7.7 U	< 5.6 U	< 8.9 U	< 7.9 U	< 5.6 U	< 11 U	< 10 U	< 5.3 U	< 670 U
BROMOMETHANE	74-83-9	ug/kg	680	6.5	< 14 U	< 13 U	< 5.2 U	< 11 U	< 5.6 U	< 7.7 U	< 5.6 U	< 8.9 U	< 7.9 U	< 5.6 U	< 11 U	< 10 U	< 5.3 U	< 8.8 U
CARBON DISULFIDE	75-15-0	ug/kg	77000	7.8	< 14 U	< 13 U	< 5.2 U	< 11 UJ	< 5.6 U	1.5 J	< 5.6 U	< 8.9 U	< 7.9 U	< 5.6 U	< 11 U	< 10 U	< 5.3 U	< 8.8 U
CARBON TETRACHLORIDE	56-23-5	ug/kg	650	57	< 14 U	< 13 U	< 5.2 U	< 11 U	< 5.6 U	< 7.7 U	< 5.6 UJ	< 8.9 U	< 7.9 U	< 330 U	< 11 U	< 10 U	< 5.3 U	< 8.8 U
Chlorobenzene	108-90-7	ug/kg	28000	30	< 1000 U	< 13 U	< 5.2 U	< 11 U	< 5.6 U	< 7.7 UJ	< 5.6 U	< 8.9 U	< 7.9 U	< 330 U	< 11 U	< 10 U	< 5.3 U	< 8.8 U
CHLOROETHANE	75-00-3	ug/kg	540000		< 14 U	< 13 U	< 5.2 U	< 11 U	< 5.6 U	< 7.7 U	< 5.6 U	< 8.9 U	< 7.9 U	< 5.6 U	< 11 U	< 10 U	< 5.3 U	< 8.8 U
Chloroform	67-66-3	ug/kg	320	87	< 14 U	< 13 U	< 5.2 U	< 11 U	< 5.6 U	< 7.7 U	< 5.6 U	< 8.9 U	< 7.9 U	< 5.6 U	< 11 U	< 10 U	< 5.3 U	< 8.8 U
CHLOROMETHANE	74-87-3	ug/kg	11000		< 14 U	< 13 U	< 5.2 U	< 11 U	< 5.6 U	< 7.7 U	< 5.6 U	< 8.9 U	< 7.9 U	< 5.6 U	< 11 U	< 10 U	< 5.3 U	< 8.8 U
CIS-1,2-DICHLOROETHYLENE	156-59-2	ug/kg	6300	432	< 14 U	< 13 U	< 5.2 U	< 11 U	< 5.6 U	< 7.7 U	< 5.6 U	< 8.9 U	< 7.9 U	< 5.6 U	< 11 U	< 10 U	< 5.3 U	< 8.8 U
cis-1,3-Dichloropropene	10061-01-5	ug/kg	1800		< 14 U	< 13 U	< 5.2 U	< 11 U	< 5.6 U	< 7.7 U	< 5.6 U	< 8.9 U	< 7.9 U	< 5.6 U	< 11 U	< 10 U	< 5.3 U	< 8.8 U
Cyclohexane	110-82-7	ug/kg	650000		< 14 U	< 13 U	< 5.2 U	< 11 U	< 5.6 U	< 7.7 U	< 5.6 UJ	< 8.9 U	< 7.9 U	< 330 U	< 11 U	< 10 U	< 5.3 U	< 8.8 U
DIBROMOCHLOROMETHANE	124-48-1	ug/kg	8300	198	< 14 U	< 13 U	< 5.2 U	< 11 U	< 5.6 U	< 7.7 U	< 5.6 U	< 8.9 U	< 7.9 U	< 5.6 U	< 11 U	< 10 U	< 5.3 U	< 8.8 U
Dichlorodifluoromethane	75-71-8	ug/kg	8700		< 14 U	< 13 U	< 5.2 U	< 11 U	< 5.6 U	< 7.7 U	< 5.6 U	< 8.9 U	< 7.9 U	< 5.6 U	< 11 U	< 10 U	< 5.3 U	< 8.8 U
Ethylbenzene	100-41-4	ug/kg	5800	290	< 14 U	< 13 U	< 5.2 U	< 11 U	< 5.6 U	< 7.7 U	< 5.6 U	< 8.9 U	< 7.9 U	< 5.6 U	< 11 U	< 10 U	< 5.3 U	< 8.8 U
Isopropylbenzene (Cumene)	98-82-8	ug/kg	190000	35	< 1000 U	< 13 U	< 5.2 U	< 11 U	< 5.6 U	< 7.7 U	< 5.6 U	< 8.9 U	< 7.9 U	< 5.6 U	< 11 U	< 10 U	< 5.3 U	< 670 U
m,p-Xylene	179601-23-1	ug/kg	55000		< 14 U	< 13 U	< 5.2 U	< 11 U	< 5.6 U	< 7.7 U	< 5.6 U	< 8.9 U	< 7.9 U	< 5.6 U	< 11 U	< 10 U	< 5.3 U	< 8.8 U
METHYL ACETATE	79-20-9	ug/kg	7800000		< 14 U	< 13 U	< 5.2 U	< 11 U	< 5.6 U	< 7.7 U	< 5.6 UJ	< 8.9 U	< 7.9 U	< 330 U	< 11 U	< 10 U	< 5.3 U	< 8.8 U
Methyl Ethyl Ketone (2-Butanone)	78-93-3	ug/kg	2700000	7604	< 28 U	< 25 U	< 10 U	< 22 U	< 11 U	35	< 11 U	< 18 U	< 16 U	< 11 U	< 22 U	17 J	< 11 U	< 18 U
METHYL ISOBUTYL KETONE (4-METHYL-2-PENTANONE)	108-10-1	ug/kg	3300000	73	< 28 U	< 25 U	< 10 U	< 22 U	< 11 U	< 15 U	< 11 U	< 18 U	< 16 U	< 11 U	< 22 U	< 21 U	< 11 U	< 18 U
Methylcyclohexane	108-87-2	ug/kg	9800		< 14 U	< 13 U	< 5.2 U	< 11 U	< 5.6 U	< 7.7 U	< 5.6 UJ	< 8.9 U	< 7.9 U	< 330 U	< 11 U	< 10 U	< 5.3 U	< 8.8 U
Methylene Chloride	75-09-2	ug/kg	35000	18	< 14 U	< 13 U	6.0	< 11 U	< 5.6 U	< 7.7 U	< 5.6 UJ	< 8.9 U	< 7.9 U	< 330 U	< 11 U	< 10 U	< 5.3 U	< 8.8 U
o-Xylene (1,2-Dimethylbenzene)	95-47-6	ug/kg	64000		< 14 U	< 13 U	< 5.2 U	< 11 U	< 5.6 U	< 7.7 U	< 5.6 U	< 8.9 U	< 7.9 U	< 5.6 U	< 11 U	< 10 U	< 5.3 U	< 8.8 U
Styrene	100-42-5	ug/kg	600000	126	< 14 U	< 13 U	< 5.2 U	< 11 U	< 5.6 U	< 7.7 U	< 5.6 U	< 8.9 U	< 7.9 U	< 5.6 U	< 11 U	< 10 U	< 5.3 U	< 8.8 U
TERT-BUTYL METHYL ETHER	1634-04-4	ug/kg	47000	304	< 14 U	< 13 U	< 5.2 U	< 11 U	< 5.6 U	< 7.7 U	< 5.6 UJ	< 8.9 U	< 7.9 U	< 330 U	< 11 U	< 10 U	< 5.3 U	< 8.8 U
Tetrachloroethylene (PCE)	127-18-4	ug/kg	8100	2	< 14 U	< 13 U	< 5.2 U	< 11 U	< 5.6 U	< 7.7 U	< 5.6 U	< 8.9 U	< 7.9 U	< 5.6 U	< 11 U	< 10 U	< 5.3 U	< 8.8 U
Toluene	108-88-3	ug/kg	490000	10	< 14 U	< 13 U	< 5.2 U	< 11 U	< 5.6 U	< 7.7 U	< 5.6 U	< 8.9 U	< 7.9 U	< 5.6 U	< 11 U	< 10 U	< 5.3 U	< 8.8 U
Trans-1,2-Dichloroethylene	156-60-5	ug/kg	7000	389	< 14 U	< 13 U	< 5.2 U	< 11 U	< 5.6 U	< 7.7 U	< 5.6 U	< 8.9 U	< 7.9 U	< 5.6 U	< 11 U	< 10 U	< 5.3 U	< 8.8 U
Trans-1,3-Dichloropropene	10061-02-6	ug/kg	1800		< 14 U	< 13 U	< 5.2 U	< 11 U	< 5.6 U	< 7.7 U	< 5.6 U	< 8.9 U	< 7.9 U	< 5.6 U	< 11 U	< 10 U	< 5.3 U	< 8.8 U
Trichloroethylene (TCE)	79-01-6	ug/kg	410	78	< 14 U	< 13 U	< 5.2 U	< 11 U	< 5.6 U	< 7.7 U	< 5.6 U	< 8.9 U	< 7.9 U	< 5.6 U	< 11 U	< 10 U	< 5.3 U	< 8.8 U
Trichlorofluoromethane	75-69-4	ug/kg	2300000		< 14 U	< 13 U	< 5.2 U	< 11 U	< 5.6 U	< 7.7 U	< 5.6 UJ	< 8.9 U	< 7.9 U	< 330 U	< 11 U	< 10 U	< 5.3 U	< 8.8 U
Vinyl Chloride	75-01-4	ug/kg	59	482	< 14 U	< 13 U	< 5.2 U	< 11 U	< 5.6 U	< 7.7 U	< 5.6 U	< 8.9 U	< 7.9 U	< 5.6 U	< 11 U	< 10 U	< 5.3 U	< 8.8 U
TCL SVOCs																		
1,2,4,5-TETRACHLOROBENZENE	95-94-3	ug/kg	230	187	< 420 U	< 420 U	< 200 U	< 420 U	< 190 U	< 260 U	< 200 U	< 370 U	< 270 U	< 200 U	< 340 U	< 330 U	< 200 U	< 320 U
1,4-Dioxane (P-Doxane)	123-91-1	ug/kg	5300		< 170 UJ	< 160 U	< 78 U	< 160 U	< 76 U	< 100 U	< 79 U	< 150 U	< 110 U	< 80 U	< 140 U	< 130 U	< 78 U	< 120 U
1-Methylnaphthalene	90-12-0	ug/kg	18	141	< 420 U	< 420 U	< 200 U	< 420 U	< 190 U	< 260 U	< 200 U	< 370 U	< 270 U	< 200 U	< 340 U	< 330 U	< 200 U	< 320 U
2,3,4,6-TETRACHLOROPHENOL	58-90-2	ug/kg	190000	30	< 420 U	< 420 U	< 200 U	< 420 U	< 190 U	< 260 U	< 200 U	< 370 U	< 270 U	< 200 U	< 340 U	< 330 U	< 200 U	< 320 U
2,4,5-TRICHLOROPHENOL	95-95-4	ug/kg	630000	34	< 420 U	< 420 U	< 200 U	< 420 U	< 190 U	< 260 U	< 200 U	< 370 U	< 270 U	< 200 U	< 340 U	< 330 U	< 200 U	< 320 U
2,4,6-TRICHLOROPHENOL	88-06-2	ug/kg	6300		< 420 U	< 420 U	< 200 U	< 420 U	< 190 U	< 260 U	< 200 U	< 370 U	< 270 U	< 200 U	< 340 U	< 330 U	< 200 U	< 320 U
2,4-DICHLOROPHENOL	120-83-2	ug/kg	19000	57	< 420 U	< 420 U	< 200 U	< 420 U	< 190 U	< 260 U	< 200 U	< 370 U	< 270 U	< 200 U	< 340 U	< 330 U	< 200 U	< 320 U
2,4-DIMETHYLPHENOL	105-67-9	ug/kg	130000	39	< 420 U	< 420 U	< 200 U	< 420 U	< 190 U	< 260 U	< 200 U	< 370 U	< 270 U	< 200 U	< 340 UJ	< 330 U	< 200 U	< 320 U
2,4-DINITROPHENOL	51-28-5	ug/kg	13000	223	< 820 UJ	< 810 U	< 390 U	< 810 U	< 380 UJ	< 500 U	< 390 U	< 720 U	< 530 U	< 390 U	< 670 U	< 650 U	< 390 U	< 610 UJ
2,4-DINITROTOLUENE	121-14-2	ug/kg	1700	290	< 420 U	< 420 U	< 200 U	< 420 U	< 190 U	< 260 U	< 200 U	< 370 U	< 270 U	< 200 U	< 340 U	< 330 U	< 200 U	< 320 U
2,6-DINITROTOLUENE	606-20-2	ug/kg	360	296	< 420 U	< 420 U	< 200 U	< 420 U	< 190 U	< 260 U	< 200 U	< 370 U	< 270 U	< 200 U	< 340 U	< 330 U	< 200 U	< 320 U
2-CHLORONAPHTHALENE	91-58-7	ug/kg	480000		< 420 U	< 420 U	< 200 U	< 420 U	< 190 U	< 260 U	< 200 U	< 370 U	< 270 U	< 200 U	< 340 U	< 330 U	< 200 U	< 320 U
2-CHLOROPHENOL	95-57-8	ug/kg	39000	55	< 420 U	< 420 U	< 200 U	< 420 U	< 190 U	< 260 U	< 200 U	< 370 U	< 270 U	< 200 U	< 340 U	< 330 U	< 200 U	< 320 U
2-Methylnaphthalene	91-57-6	ug/kg	24000	20.2	< 420 U	< 420 U	< 200 U	< 420 U	< 190 U	< 260 U	< 200 U	< 370 U	< 270 U	< 200 U	< 340 U	< 330 U	< 200 U	< 320 U
2-METHYLPHENOL (O-CRESOL)	95-48-7	ug/kg	320000	119	< 820 U	< 810 U	< 390 U	< 810 U	< 380 U	< 500 U	< 390 U	< 720 U	< 530 U	< 390 U	< 670 UJ	< 650 U	< 390 U	< 610 U
2-NITROANILINE	88-74-4	ug/kg	63000		< 420 UJ	< 420 U	< 200 U	< 420 U	< 190 UJ	< 260 U	< 200 U	< 370 U	< 270 U	< 200 U	< 340 U	< 330 U	< 200 U	< 320 UJ
2-NITROPHENOL	88-75-5	ug/kg	1900000	168	< 420 U	< 420 U	< 200 U	< 420 U	< 190 U	< 260 U	< 200 U	< 370 U	< 270 U	< 200 U	< 340 U	< 330 U	< 200 U	< 320 U
3,3'-DICHLOROBENZIDINE	91-94-1	ug/kg	1200	31	< 820 U	< 810 U	< 390 U	< 810 U	< 380 U	< 500 U	< 390 U	< 720 U	< 530 U	< 390 U	< 670 U	< 650 U	< 390 U	< 610 U
3-NITROANILINE	99-09-2	ug/kg	25000		< 820 UJ	< 810 U	< 390 U	< 810 U	< 380 UJ	< 500 U	< 390 U	< 720 U	< 530 U	< 390 U	< 670 U	< 650 U	< 390 U	< 610 UJ
4,6-DINITRO-2-METHYLPHENOL	534-52-1	ug/kg	510	1477	< 820 UJ	< 810 U	< 390 U	< 810 U	< 380 U	< 500 U	< 390 U	< 720 U	< 530 U	< 390 U	< 670 U	< 650 U	< 390 U	< 610 U
4-BROMOPHENYL PHENYL ETHER	101-55-3	ug/kg		47	< 420 UJ	< 420 U	< 200 U	< 420 U	< 190 U	< 260 U	< 200 U	< 370 U	< 270 U	< 200 U	< 340 U	< 330 U	< 200 U	< 320 U
4-CHLORO-3-METHYLPHENOL	59-50-7	ug/kg	630000	5	< 420 U	< 420 U	< 200 U	< 420 U	< 190 U	< 260 U	< 200 U	< 370 U	< 270 U	< 200 U	< 340 U	< 330 U	< 200 U	< 320 U
4-CHLOROANILINE	106-47-8	ug/kg	2700	0.9	< 820 U	< 810 U	< 390 U	< 810 U	< 380 U	< 500 U	< 390 U	< 720 U	< 530 U	< 390 U	< 670 U	< 650 U	< 390 U	< 610 U
4-CHLOROPHENYL PHENYL ETHER	7005-72-3	ug/kg			< 420 UJ	< 420 U	< 200 U	< 420 U	< 190 U	< 260 U	< 200 U	< 370 U	< 270 U	< 200 U	< 340 U	< 330 U	< 200 U	< 320 U
4-METHYLPHENOL (P-CRESOL)	106-44-5	ug/kg	130000	93	< 820 U	< 810 U	< 390 U	< 810 U	< 380 U	< 500 U	< 390 U	< 720 U	< 530 U	< 390 U	< 670 UJ	< 650 U	< 390 U	< 610 U
4-Nitroaniline	100-01-6	ug/kg	25000		< 820 UJ	< 810 U	< 390 U	< 810 U	< 380 UJ	< 500 U	< 390 U	< 720 U	< 530 U	< 390 U	< 670 U	< 650 U	< 390 U	< 610 UJ
4-NITROPHENOL	100-02-7	ug/kg	1900000	153	< 820 UJ	< 810 U	< 390 U	< 810 U	< 380 UJ	< 500 U	< 390 U	< 720 U	< 530 U	< 390 U	< 670 U	< 650 U	< 390 U	< 610 UJ
Acenaphthene	83-32-9	ug/kg	360000	6.7	< 420 U	< 420 U	< 200 U	< 420 U	< 190 U	< 260 U	< 200 U	< 370 U	< 270 U	< 200 U	< 340 U	< 330 U	< 200 U	< 320 U
ACENAPHTHYLENE	208-96-8	ug/kg	360000	5.9	< 420 U	< 420 U	< 200 U	< 420 U	< 190 U	< 260 U	< 200 U	< 370 U	< 270 U	< 200 U	< 340 U	< 330 U	< 200 U	< 320 U
Acetophenone	98-86-2	ug/kg	780000		< 820 U	< 810 U	< 390 U	< 810 U	< 380 U	< 500 U	< 390 U	< 720 U	< 530 U	< 390 U	< 670 U	< 650 U	< 390 U	< 610 U
ANTHRACENE	120-12-7	ug/kg	1800000	57	< 420 U	< 420 U	< 200 U	< 420 U	< 190 U	< 260 U	< 200 U	< 370 U	< 270 U	< 200 U	< 340 U	< 330 U	< 200 U	< 320 U

Table 28
Phase 2 Reach Sediment Analytical Results
Phase 2 Data Evaluation Summary Memorandum
Lower Neponset River
Boston and Milton, Massachusetts

					Location	24A-0087	24A-0087	24A-0087	24A-0088	24A-0089	24A-0089	24A-0089	24A-0090	24A-0090	24A-0090	24A-0091	24A-0091	24A-0091	24A-0092
					Sample Name	24A-0087-AS	24A-0087-BS	24A-0087-CS	24A-0088-AS	24A-0089-AS	24A-0089-BS	24A-0089-CS	24A-0090-AS	24A-0090-BS	24A-0090-CS	24A-0091-AS	24A-0091-BS	24A-0091-CS	24A-0092-AS
					Sample Date	9/19/2024	9/19/2024	9/19/2024	10/23/2024	9/19/2024	9/19/2024	9/19/2024	9/20/2024	9/20/2024	9/20/2024	10/3/2024	10/3/2024	10/3/2024	9/20/2024
					Sample Type	N	N	N	N	N	N	N	N	N	N	N	N	N	N
					Depth Interval	0 - 0.5 ft	0.5 - 3.3 ft	3.3 - 6 ft	0 - 0.5 ft	0 - 0.5 ft	0.5 - 3.7 ft	3.7 - 6 ft	0 - 0.5 ft	0.5 - 1.3 ft	1.3 - 3.2 ft	0 - 0.5 ft	0.5 - 1 ft	1 - 2.3 ft	0 - 0.5 ft
Analyte	Cas No.	Units	Human Health PAL	Ecological PAL															
ATRAZINE	1912-24-9	ug/kg	2400	0.3	< 820 U	< 810 U	< 390 U	< 810 U	< 380 U	< 500 U	< 390 U	< 720 U	< 530 U	< 390 U	< 670 U	< 650 U	< 390 U	< 610 U
BENZALDEHYDE	100-52-7	ug/kg	170000	59	< 820 U	< 810 U	< 390 U	< 810 U	< 380 U	< 500 U	< 390 U	< 720 U	< 530 U	< 390 U	< 670 U	< 650 U	< 390 U	< 610 U
BENZO(A)ANTHRACENE	56-55-3	ug/kg	1100	108	180 J	< 420 U	< 200 U	< 420 U	290	130 J	< 200 U	170 J	< 270 U	< 200 U	< 340 U	< 330 U	< 200 U	340
BENZO(A)PYRENE	50-32-8	ug/kg	110	150	< 420 U	< 420 U	< 200 U	< 420 U	150 J	120 J	< 200 U	< 370 U	< 270 U	< 200 U	< 340 U	< 330 U	< 200 U	180 J
Benzo(B)Fluoranthene	205-99-2	ug/kg	1100	190	270 J	< 420 U	< 200 U	< 420 U	540	160 J	< 200 U	260 J	< 270 U	< 200 U	< 340 U	< 330 U	< 200 U	620
Benzo(G,H,I)Perylene	191-24-2	ug/kg	180000	170	< 420 U	< 420 U	< 200 U	< 420 U	< 190 U	73 J	< 200 U	< 370 U	< 270 U	< 200 U	< 340 U	< 330 U	< 200 U	< 320 U
Benzo(K)Fluoranthene	207-08-9	ug/kg	11000	240	< 420 U	< 420 U	< 200 U	< 420 U	180 J	< 260 U	< 200 U	< 370 U	< 270 U	< 200 U	< 340 U	< 330 U	< 200 U	200 J
BENZYL BUTYL PHTHALATE	85-68-7	ug/kg	290000	100	< 420 U	< 420 U	< 200 U	< 420 U	< 190 U	< 260 U	< 200 U	< 370 U	< 270 U	< 200 U	< 340 U	< 330 U	< 200 U	< 320 U
BIPHENYL (DIPHENYL)	92-52-4	ug/kg	4700	198	< 420 U	< 420 U	< 200 U	< 420 U	< 190 U	< 260 U	< 200 U	< 370 U	< 270 U	< 200 U	< 340 U	< 330 U	< 200 U	< 320 U
BIS(2-CHLOROETHOXY) METHANE	111-91-1	ug/kg	19000		< 420 U	< 420 U	< 200 U	< 420 U	< 190 U	< 260 U	< 200 U	< 370 U	< 270 U	< 200 U	< 340 U	< 330 U	< 200 U	< 320 U
BIS(2-CHLOROETHYL) ETHER (2-CHLOROETHYL ETHER)	111-44-4	ug/kg	230		< 820 U	< 810 U	< 390 U	< 810 U	< 380 U	< 500 U	< 390 U	< 720 U	< 530 U	< 390 U	< 670 U	< 650 U	< 390 U	< 610 U
BIS(2-CHLOROISOPROPYL) ETHER	108-60-1	ug/kg	310000		< 820 U	< 810 U	< 390 U	< 810 U	< 380 U	< 500 U	< 390 U	< 720 U	< 530 U	< 390 U	< 670 U	< 650 U	< 390 U	< 610 U
BIS(2-ETHYLHEXYL) PHTHALATE	117-81-7	ug/kg	39000	180	< 420 U	< 420 U	< 200 U	< 420 U	250	< 260 U	< 200 U	< 370 U	< 270 U	< 200 U	280 J	< 330 U	< 200 U	280 J
Caprolactam	105-60-2	ug/kg	3100000		< 820 U	< 810 U	< 390 U	< 810 U	< 380 U	< 500 U	< 390 U	< 720 U	< 530 U	< 390 U	< 670 U	< 650 U	< 390 U	< 610 U
CARBAZOLE	86-74-8	ug/kg	240000	69	< 820 UJ	< 810 U	< 390 U	< 810 U	< 380 U	< 500 U	< 390 U	< 720 U	< 530 U	< 390 U	< 670 U	< 650 U	< 390 U	< 610 U
CHRYSENE	218-01-9	ug/kg	110000	166	210 J	< 420 U	< 200 U	< 420 U	390	130 J	< 200 U	200 J	< 270 U	< 200 U	< 340 U	< 330 U	< 200 U	440
DIBENZ(A,H)ANTHRACENE	53-70-3	ug/kg	110	33	< 420 U	< 420 U	< 200 U	< 420 U	< 190 U	70 J	< 260 U	< 200 U	< 370 U	< 270 U	< 200 U	< 340 U	< 330 U	< 200 U	< 320 U
Dibenzofuran	132-64-9	ug/kg	7800	510	< 420 UJ	< 420 U	< 200 U	< 420 U	< 190 U	< 260 U	< 200 U	< 370 U	< 270 U	< 200 U	< 340 U	< 330 U	< 200 U	< 320 U
Diethyl Phthalate	84-66-2	ug/kg	5100000	630	< 420 U	< 420 U	< 200 U	< 420 U	< 190 U	< 260 U	< 200 U	< 370 U	< 270 U	< 200 U	< 340 U	< 330 U	< 200 U	< 320 U
DIMETHYL PHTHALATE	131-11-3	ug/kg	5100000	678	< 420 U	< 420 U	< 200 U	< 420 U	< 190 U	< 260 U	< 200 U	< 370 U	< 270 U	< 200 U	< 340 U	< 330 U	< 200 U	< 320 U
Di-N-Butyl Phthalate	84-74-2	ug/kg	630000	11	< 420 U	< 420 U	< 200 U	< 420 U	< 190 U	< 260 U	< 200 U	< 370 U	< 270 U	< 200 U	380	< 330 U	< 200 U	< 320 U
DI-N-OCTYLPHTHALATE	117-84-0	ug/kg	63000	39	< 820 U	< 810 U	< 390 U	< 810 U	< 380 U	< 500 U	< 390 U	< 720 U	< 530 U	< 390 U	< 670 U	< 650 U	< 390 U	< 610 U
FLUORANTHENE	206-44-0	ug/kg	240000	423	400 J	< 420 U	< 200 U	< 420 U	880	320	< 200 U	410	< 270 U	< 200 U	< 340 U	< 330 U	< 200 U	930
FLUORENE	86-73-7	ug/kg	240000	77	< 420 UJ	< 420 U	< 200 U	< 420 U	< 190 U	< 260 U	< 200 U	< 370 U	< 270 U	< 200 U	< 340 U	< 330 U	< 200 U	< 320 U
HEXACHLOROBENZENE	118-74-1	ug/kg	78	20	< 420 U	< 420 U	< 200 U	< 420 U	< 190 U	< 260 U	< 200 U	< 370 U	< 270 U	< 200 U	< 340 U	< 330 U	< 200 U	< 320 U
Hexachlorobutadiene	87-68-3	ug/kg	1200		< 420 U	< 420 U	< 200 U	< 420 U	< 190 U	< 260 U	< 200 U	< 370 U	< 270 U	< 200 U	< 340 U	< 330 U	< 200 U	< 320 U
HEXACHLOROCYCLOPENTADIENE	77-47-4	ug/kg	180	6.5	< 820 U	< 810 U	< 390 U	< 810 U	< 380 U	< 500 U	< 390 U	< 720 U	< 530 U	< 390 U	< 670 U	< 650 U	< 390 U	< 610 U
HEXACHLOROETHANE	67-72-1	ug/kg	1800	27	< 420 U	< 420 U	< 200 U	< 420 U	< 190 U	< 260 U	< 200 U	< 370 U	< 270 U	< 200 U	< 340 U	< 330 U	< 200 U	< 320 U
INDENO(1,2,3-C,D)PYRENE	193-39-5	ug/kg	1100	200	< 420 U	< 420 U	< 200 U	< 420 U	150 J	58 J	< 200 U	< 370 U	< 270 U	< 200 U	< 340 U	< 330 U	< 200 U	160 J
ISOPHORONE	78-59-1	ug/kg	570000	876	< 420 U	< 420 U	< 200 U	< 420 U	< 190 U	< 260 U	< 200 U	< 370 U	< 270 U	< 200 U	< 340 U	< 330 U	< 200 U	< 320 U
Naphthalene	91-20-3	ug/kg	2000	176	< 420 U	< 420 U	< 200 U	< 420 U	< 190 U	< 260 U	< 200 U	< 370 U	< 270 U	< 200 U	< 340 U	< 330 U	< 200 U	< 320 U
NITROBENZENE	98-95-3	ug/kg	5100	407	< 420 U	< 420 U	< 200 U	< 420 U	< 190 U	< 260 U	< 200 U	< 370 U	< 270 U	< 200 U	< 340 U	< 330 U	< 200 U	< 320 U
N-NITROSODI-N-PROPYLAMINE	621-64-7	ug/kg	78		< 420 U	< 420 U	< 200 U	< 420 U	< 190 U	< 260 U	< 200 U	< 370 U	< 270 U	< 200 U	< 340 U	< 330 U	< 200 U	< 320 U
N-NITROSODIPHENYLAMINE	86-30-6	ug/kg	110000	110	< 420 U	< 420 U	< 200 U	< 420 U	< 190 U	< 260 U	< 200 U	< 370 U	< 270 U	< 200 U	< 340 U	< 330 U	< 200 U	< 320 U
PENTACHLOROPHENOL	87-86-5	ug/kg	1000	10	< 820 U	< 810 U	< 390 U	< 810 U	< 380 U	< 500 U	< 390 U	< 720 U	< 530 U	< 390 U	< 670 U	< 650 U	< 390 U	< 610 U
PHENANTHRENE	85-01-8	ug/kg	1800000	204	180 J	< 420 U	< 200 U	< 420 U	280	230 J	< 200 U	170 J	< 270 U	< 200 U	< 340 U	< 330 U	< 200 U	360
PHENOL	108-95-2	ug/kg	1900000	175	< 820 U	< 810 U	< 390 U	< 810 U	< 380 U	< 500 U	< 390 U	< 720 U	< 530 U	< 390 U	< 670 U	< 650 U	< 390 U	< 610 U
PYRENE	129-00-0	ug/kg	180000	195	230 J	< 420 U	< 200 U	< 420 U	510	260	< 200 U	220 J	< 270 U	< 200 U	< 340 U	< 330 U	< 200 U	530
TOTAL ORGANIC CARBON	TOC	mg/kg			81000	93000	11000	77000	67000	4600	35000	95000	37000	7800	58000	52000	3800	75000

Table 28
Phase 2 Reach Sediment Analytical Results
Phase 2 Data Evaluation Summary Memorandum
Lower Neponset River
Boston and Milton, Massachusetts

					Location	24A-0092	24A-0092	24A-0093	24A-0093	24A-0093	24A-0094	24A-0094	24A-0094	24A-0095	24A-0095	24A-0096	24A-0096	24A-0096	24A-0097
					Sample Name	24A-0092-BS	24A-0092-CS	24A-0093-AS	24A-0093-BS	24A-0093-CS	24A-0094-AS	24A-0094-BS	24A-0094-CS	24A-0095-AS	24A-0095-AD	24A-0096-AS	24A-0096-BS	24A-0096-CS	24A-0097-AS
					Sample Date	9/20/2024	9/20/2024	9/30/2024	9/30/2024	9/30/2024	9/30/2024	9/30/2024	9/30/2024	10/23/2024	10/23/2024	9/20/2024	9/20/2024	9/20/2024	10/3/2024
					Sample Type	N	N	N	N	N	N	N	N	N	FD	N	N	N	N
					Depth Interval	0.5 - 1.3 ft	1.3 - 2.7 ft	0 - 0.5 ft	0.5 - 2 ft	2 - 2.8 ft	0 - 0.5 ft	0.5 - 1.7 ft	1.7 - 2.8 ft	0 - 0.5 ft	0 - 0.5 ft	0 - 0.5 ft	0.5 - 3 ft	3 - 3.8 ft	0 - 0.5 ft
Analyte	Cas No.	Units	Human Health PAL	Ecological PAL															
Grain Size																			
%CLAY	%CLAY	%			0	0	8.2	0	1.5	4.4	0	0	0	0	0	0	0	0	0
%COARSE SAND >.5-1MM (USDA classification)	%COARSESAND	%			0.4	2.5	0	0	8.8	0	0	4.2	0	0	0	0	7.5	0	
%FINE SAND >.125-.25 mm (USDA classification)	%FINE SAND	%			28.4	38.3	41.9	47.2	24.7	37.3	35.6	48.1	47.5	46.0	28.1	39.4	37.4	11.2	
%MEDIUM SAND >.25-5 mm (USDA classification)	%MEDIUM SAND	%			2.0	3.6	8.0	10.8	15.2	13.3	9.9	16.8	1.0	0.6	6.3	3.4	31.1	4.9	
Gravel	GRAVEL	%			0	0.9	0	0	17.4	0	0	10.2	0	0	0	0	16.0	0	
Hydrometer, Reading 1, Percent Passing	HYD01	%			18.5	4.0	11.6	0	5.0	4.4	0	8.1	10.2	10.5	2.1	9.4	0	2.0	
Hydrometer, Reading 2, Percent Passing	HYD02	%			10.1	1.2	8.2	0	1.5	4.4	0	0	8.1	6.1	0	5.5	0	0	
Hydrometer, Reading 3, Percent Passing	HYD03	%			5.9	0	8.2	0	1.5	4.4	0	0	6.0	6.1	0	1.6	0	0	
Hydrometer, Reading 4, Percent Passing	HYD04	%			1.8	0	8.2	0	1.5	4.4	0	0	1.8	0	0	0	0	0	
Hydrometer, Reading 5, Percent Passing	HYD05	%			0	0	8.2	0	1.5	4.4	0	0	0	0	0	0	0	0	
Hydrometer, Reading 6, Percent Passing	HYD06	%			0	0	8.2	0	0	1.3	0	0	0	0	0	0	0	0	
Hydrometer, Reading 7, Percent Passing	HYD07	%			0	0	8.2	0	0	1.3	0	0	0	0	0	0	0	0	
Sand	308075-07-2	%			30.8	44.4	49.9	58.0	48.7	50.6	45.5	69.1	48.5	46.6	34.4	42.8	76.0	16.1	
SIEVE NO. 10, PERCENT PASSING (2.00 mm)	SIEVE10	%			99.6	96.6	100.0	100.0	73.8	100.0	100.0	85.6	100.0	100.0	100.0	100.0	76.5	100.0	
SIEVE NO. 40, PERCENT PASSING (0.425 mm)	SIEVE40	%			97.6	93.0	92.0	89.2	58.6	86.7	90.1	68.8	99.0	99.4	93.7	96.6	45.4	95.1	
SIEVE NO. 80, PERCENT PASSING	SIEVE80	%			90.8	80.3	78.9	66.3	46.4	66.8	77.2	44.4	82.0	86.2	82.4	87.0	19.4	89.5	
SIEVE, NO. 20, PERCENT PASSING (0.85 mm)	SIEVE20	%			98.4	95.3	95.4	94.3	66.7	92.0	95.8	77.8	99.2	99.6	97.5	98.7	67.7	98.0	
SIEVE, NO. 60, PERCENT PASSING	SIEVE60	%			94.5	84.0	88.1	81.3	52.8	78.2	84.9	58.6	95.9	97.4	86.9	92.2	26.1	93.2	
Sieve-U.S. Std. No. 100 (0.15mm)	SIEVEUS100	%			89.1	75.5	74.4	63.3	44.4	62.8	74.0	40.8	75.5	78.7	80.6	82.7	16.7	89.1	
Sieve-U.S. Std. No. 200 (0.075mm)	SIEVEUS200	%			69.2	54.7	50.1	42.0	33.9	49.4	54.5	20.7	51.5	53.4	65.6	57.2	8.0	83.9	
Sieve-U.S. Std. No. 4 (4.75mm)	SIEVEUS4	%			100.0	99.1	100.0	100.0	82.6	100.0	100.0	89.8	100.0	100.0	100.0	100.0	84.0	100.0	
Sieve-US Std. 0.375-inch (9.5 mm)	SIEVE0.375IN	%			100.0	100.0	100.0	100.0	92.9	100.0	100.0	91.5	100.0	100.0	100.0	100.0	89.6	100.0	
Sieve-US Std. 0.75-inch (19 mm)	SIEVE0.75IN	%			100.0	100.0	100.0	100.0	100.0	100.0	100.0	100.0	100.0	100.0	100.0	100.0	100.0	100.0	
Sieve-US Std. 1.5-inch (37.5 mm)	SIEVE1.5IN	%			100.0	100.0	100.0	100.0	100.0	100.0	100.0	100.0	100.0	100.0	100.0	100.0	100.0	100.0	
SIEVE-US std. 1-inch (25 mm)	SIEVE1INCH	%			100.0	100.0	100.0	100.0	100.0	100.0	100.0	100.0	100.0	100.0	100.0	100.0	100.0	100.0	
SIEVE-US std. 2-inch (50 mm)	SIEVE2INCH	%			100.0	100.0	100.0	100.0	100.0	100.0	100.0	100.0	100.0	100.0	100.0	100.0	100.0	100.0	
SILT	445	%			69.2	54.7	41.9	42.0	32.4	45.0	54.5	20.7	51.5	53.4	65.6	57.2	8.0	83.9	
PCDD/F																			
1,2,3,4,6,7,8-HpCDD	35822-46-9	pg/g	480	500	3380 EB	238 EB	1820 J	2170 J	2380 J	1970 J	2480 J	1250	2500	2280	2740 EB	839 EB	109 EB	3360 J	
1,2,3,4,6,7,8-HpCDF	67562-39-4	pg/g	480	50	1300	96.5	1040 J	993 J	1100 J	1050 J	1370 J	733	1020	979	1630	312	43.9	1740 J	
1,2,3,4,7,8,9-HpCDF	55673-89-7	pg/g	480	50	53.4	4.37 J	30.4 J	36 J	36.3 J	33.1 J	43.4 J	102	39.7	36.7	64.7	12.7	1.82 J	54.8 J	
1,2,3,4,7,8-HxCDD	39227-28-6	pg/g	48	1	22.3	2.31 J	17 J	18 J	18.8 J	19.6 J	20.9 J	10 J+	20.7	19.4	33.8	7.33	1.2 J	30.9 J	
1,2,3,4,7,8-HxCDF	70648-26-9	pg/g	48	5	89	6.05	56.9 J	64.7 J	55.3 J	50.4 JN	96.3 J	64.3	67.1	63	102	16.4	1.75 J	122	
1,2,3,6,7,8-HxCDD	57653-85-7	pg/g	48	50	150	12.1	82.1 J	101 J	114 J	87.7 J	114 J	56.3	120	109	138	43.7	5.42	150 J	
1,2,3,6,7,8-HxCDF	57117-44-9	pg/g	48	5	39.1	2.7 J	31.2 J	31.4 J	27.1 J	34.6 J	41.8 J	38	34	34.1	59	8.53	< 0.726 U	59.3 J	
1,2,3,7,8,9-HxCDD	19408-74-3	pg/g	48	50	65.7	6.07	47.3 J	48.7 J	54 J	50.8 J	61 J	26.2	51	49.2	88.5	21.8	2.35 JN	83.3 J	
1,2,3,7,8,9-HxCDF	72918-21-9	pg/g	48	5	< 1.81 U	< 0.466 U	< 0.959 U	< 1.07 U	< 1.33 U	< 1.24 U	< 1.17 U	< 1.1 U	< 1.01 U	< 1.05 U	< 3.05 U	< 0.843 U	< 0.616 U	< 0.888 U	
1,2,3,7,8-PeCDD	40321-76-4	pg/g	4.8	0.5	10.7 J	1.09 JN	7.23	8.43 J	8.75	8.83	9.89 J	4.12 J	7.35 J	9.4 J	13.4 J	4.19 J	< 0.537 UJ	13.6 J	
1,2,3,7,8-PeCDF	57117-41-6	pg/g	160	10	18.1	1.29 J	6.98	9.7	12.5	7.94	11	7.42	11.8	10.1	13.4	3.38 J	< 0.632 U	15.4 J	
2,3,4,6,7,8-HxCDF	60851-34-5	pg/g	48	5	46.4	3.58 JN	32.3 J	36.1 J	34.6 J	33.8 J	40.3 J	29.9	42.9	38.4	55.8	11.9	1.48 J	57.3 J	
2,3,4,7,8-PeCDF	57117-31-4	pg/g	16	1	109 J	7.84 J	31.1 J	48.9 J	69.8 J	30.9 J	46.4 J	39.7 J+	64.6 J	57.1 J	47.8 J	19.2 J	1.81 JN	65.7 J	
2,3,7,8-TCDD	1746-01-6	pg/g	4.8	0.5	5.25 J	0.685 JN	1.85 J	2.65 J	4.53 J	2.31 J	3.07 J	1.94 J	2.89 J	3.38 J	4.85 J	2.03 JN	< 0.996 UJ	3.9 J	
2,3,7,8-TCDF	51207-31-9	pg/g	48	10	39.7 J	3.21 J	13.7 J	20.4 J	36.6 J	13.7 J	19.3 J	14.6	27.7	26.2	20 J	8.02 JN	0.891 JN	27.4 J	
OCDD	3268-87-9	pg/g	16000	5000	36700 JEB	1890 EB	12600 JEB	15900 JEB	21900 JEB	13800 JEB	17600 JEB	9950 EB	19000	18000	17900 EB	6670 EB	1020 EB	24700 JEB	
OCDF	39001-02-0	pg/g	16000	5000	2540	112	1160 J	1200 J	1180 J	1260 J	1510 J	838	1180	1100	1740	391	60.4	2030 J	
Total HpCDD	RA_Total_HpCDD	pg/g			6530	437	3210	3770	4310	3480	4290	2224	4420	4060	5130	1581	222	5920	
Total HpCDF	RA_Total_HpCDF	pg/g			3355.3	228.87	2046.8	2150.1	2501.8	2073	2678.1	1603.3	2262.2	2166.5	3187.2	757.38	109.32	3520.1	
Total HxCDD	RA_Total_HxCDD	pg/g	100		833.21	73.018	597.28	647.42	726.77	544	719.33	350.54	686.53	659.59	888.7	256.64	30.05	1011.1	
Total HxCDF	RA_Total_HxCDF	pg/g			1078.8	86.42	752.7	825.27	884.67	676.63	990.78	569.55	897	859.06	1241.23	269.76	33.882	1350.81	
Total PeCDD	RA_Total_PeCDD	pg/g			100.6	8.831	69.54	96.6	93.73	80.38	94.81	43.326	85.85	78.83	115.24	32.167	< 0.537 U	131.88	
Total PeCDF	RA_Total_PeCDF	pg/g			691.71	48.85	345.973	496.574	542.59	402.935	493.52	347.08	534.82	453.67	490.998	139.753	11.78	690.665	
Total TCDD	RA_Total_TCDD	pg/g			37.42	1.479	23.577	29.957	41.689	26.164	36.279	18.489	26.3	31.137	43.803	10.72	1.75 U	58.792	
Total TCDF	RA_Total_TCDF	pg/g			866.81	53.467	211.29	333.772	511.25	228.39	310.15	296.6	467	456.51	355.44	137.781	11.452	520.65	
Total PCDD/F TEQ (Bird)	RA-TEQ-B-DF	pg/g			213.933	16.4774	86.919	115.52	156.161	89.658	124.41	88.6838	140.57	131.967	142.641	45.2366	4.04744	171.356	
Total PCDD/F TEQ (Fish)	RA-TEQ-F-DF	pg/g			124.935	9.9366	61.398	74.922	89.466	65.044	86.24	56.7348	86.09	82.324	106.316	29.1851	2.62449	118.114	
Total PCDD/F TEQ (Mammal)	RA-TEQ-M-DF	pg/g			153.519	11.757	79.7014	95.191	110.722	84.7572	111.237	66.209	107.965	102.83	132.941	37.6047	3.72342	150.259	
PCB Congeners																			
PCB-001	2051-60-7	ng/g	230	14	7.23	0.279	81.4 J	23.1 J	8.02 J	35.8 J	26.6 J	28.2	13.2 J	14.9 J	39.2	1.25	< 0.0342 U	26.5 J	
PCB-002	2051-61-8	ng/g	230	14	< 0.0471 U	< 0.0462 U	1.6	< 0.047 U	1.78	0.631	0.486	2.99 J	< 0.0459 UJ	< 0.0465 UJ	0.686 EB	< 0.0479 U	< 0.048 U	0.646	
PCB-003	2051-62-9	ng/g	230	14	5.22	< 0.0475 U	38.9 J	12.7 J	9.1 J	16.3 J	13.7 J	75.9 J	9.8 J	11.7 J	16.4	1.23	< 0.0494 U	12.4 J	
PCB-004/010	PCB-4/10	ng/g	230	14	79 J	3.35	139 J	96.7 J	114 J	77.9 J	112 J	286 J	70.4 J	72.8 J	87.8 J	7.19	0.903	71.6 J	
PCB-005/008	PCB-5/8	ng/g	230	14	82.3 J	4.71	145 J	111 J	137 J	71.1 J	98.8 J	227 J	97.3 J	104 J	72.7 J	11.4	1.31	61.1 J	
PCB-006	25569-80-6	ng/g	230	14	36.1	2.57	25.1 J	32.3 J	72 J	13.5 J	17.8 J	104 J	34.3 J	35.1 J	13.4	4.1	0.435	15	
PCB-007/009	PCB-7/9	ng/g	230	14	4.1	< 0.0839 U	4.43 J	5.45 J	6.97 J	2.51 J	2.83 J	14	4.15 J	4.29 J	2.35	0.619	< 0.0872 U	2.41	
PCB-011	2050-67-1	ng/g	230	14	18.9	1.09	5.92 J	10.8 J	19.1 J	3.48 J	4.99 J	27.6	12.3 J	11.6 J	2.93	1.33	< 0.0454 U	3.89	
PCB-012/013	PCB-12/13	ng/g	230	14	75.4 J	2.55	19.3 J	43.8 J	72.4 J	11.8 J	16.1 J	102 J	56.9 J	53.6 J	8.8	4.12	< 0.113 U	15.4	
PCB-014	34883-41-5	ng/g	230	14	< 0.0436 U	< 0.0427 U	< 0.044 U	< 0.0435 U	< 0.0436 U	< 0.0441 U	< 0.0438 U	< 0.044 U	< 0.0425 U	< 0.043 U	< 0.0438 U	< 0.0443 U	< 0.0444 U	< 0.0219 U	
PCB-015	2050-68-2	ng/g	230	14	790 J	31.3	141 J	458 J	715 J	98.4 J	177 J	1110 J	1010 J	945 J	62.7 J	36.8	2.96	100 J	
PCB-016/032	PCB-16/32	ng/g	230	14	3070 J	150 J	78.7 J	674 J	2310 J	61.3 J	175 J	2140 J	1100 J	1010 J	52.8 J	163 J	13.4	150 J	

Table 28
Phase 2 Reach Sediment Analytical Results
Phase 2 Data Evaluation Summary Memorandum
Lower Neponset River
Boston and Milton, Massachusetts

					Location	24A-0092	24A-0092	24A-0093	24A-0093	24A-0093	24A-0094	24A-0094	24A-0094	24A-0095	24A-0095	24A-0096	24A-0096	24A-0096	24A-0097
					Sample Name	24A-0092-BS	24A-0092-CS	24A-0093-AS	24A-0093-BS	24A-0093-CS	24A-0094-AS	24A-0094-BS	24A-0094-CS	24A-0095-AS	24A-0095-AD	24A-0096-AS	24A-0096-BS	24A-0096-CS	24A-0097-AS
					Sample Date	9/20/2024	9/20/2024	9/30/2024	9/30/2024	9/30/2024	9/30/2024	9/30/2024	9/30/2024	10/23/2024	10/23/2024	9/20/2024	9/20/2024	9/20/2024	10/3/2024
					Sample Type	N	N	N	N	N	N	N	N	N	FD	N	N	N	N
					Depth Interval	0.5 - 1.3 ft	1.3 - 2.7 ft	0 - 0.5 ft	0.5 - 2 ft	2 - 2.8 ft	0 - 0.5 ft	0.5 - 1.7 ft	1.7 - 2.8 ft	0 - 0.5 ft	0 - 0.5 ft	0 - 0.5 ft	0.5 - 3 ft	3 - 3.8 ft	0 - 0.5 ft
Analyte	Cas No.	Units	Human Health PAL	Ecological PAL															
PCB-017	37680-66-3	ng/g	230	14	1270 J	57.8 J	55.9 JEB	304 JEB	1380 JEB	41.6 JEB	81.3 JEB	816 JEB	218 J	201 J	37	43.8 J	4.1	65.9 J
PCB-018	37680-65-2	ng/g	230	14	760 J	46.7 J	28.1 JEB	199 JEB	1650 JEB	27.9 JEB	43.9 JEB	448 JEB	226 J	204 J	22.6	53.6 J	4.98	77 J
PCB-019	38444-73-4	ng/g	230	14	759 J	30.2	42.1 J	173 J	666 J	28.2 J	55.1 J	745 J	233 J	208 J	29.2	40.2 J	3.53	39.8 J
PCB-020/021/033	PCB-20/21/33	ng/g	230	14	645 J	30.2	12.9 J	139 J	450 J	12.1 J	20.9 J	120 J	154 J	140 J	8.75	26.6	2.63	32.5 J
PCB-022	38444-85-8	ng/g	230	14	1310 J	52.6 J	12.9 J	297 J	703 J	13.1 J	34.3 J	267 J	243 J	221 J	8.96	34	3.22	54.6 J
PCB-023/034	PCB-23/34	ng/g	230	14	21.9	1.4	1.97 J	5.96 J	27.9 J	1.07 J	2.12 J	12.4	6.72 J	6.18 J	0.995	1.61	< 0.0828 U	1.78 J
PCB-024/027	PCB-24/27	ng/g	230	14	424 J	17.1	31.9 J	115 J	346 J	19.8 J	36.7 J	424 J	189 J	175 J	18.3	11.4	1.1	24.2 J
PCB-025	55712-37-3	ng/g	230	14	622 J	30.2	31.6 J	167 J	856 J	21.6 J	48.4 J	328 J	239 J	217 J	18.3	29.8	2.61	57.6 J
PCB-026	38444-81-4	ng/g	230	14	1340 J	68.2 J	54.9 J	326 J	1630 J	34.1 J	78.9 J	715 J	460 J	430 J	29.8	61.5 J	5.31	96.9 J
PCB-028	7012-37-5	ng/g	230	14	6340 J	314 J	96.4 J	1470 J	4380 J	83.4 J	246 J	1040 J	1620 J	1480 J	60.5 J	306 J	25.5	298 J
PCB-029	15862-07-4	ng/g	230	14	1.85	< 0.0559 U	< 0.0577 U	< 0.0569 U	< 0.0571 U	< 0.0577 U	< 0.0573 U	0.861	< 0.0557 U	< 0.0563 U	< 0.0573 U	< 0.058 U	< 0.0581 U	< 0.0287 U
PCB-030	35693-92-6	ng/g	230	14	2.67 J	< 0.0557 UJ	< 0.0575 UJ	0.606 J	1.99 J	< 0.0575 UJ	< 0.0571 UJ	0.886	0.628 J	< 0.0561 UJ	< 0.0571 UJ	< 0.0578 UJ	< 0.0579 UJ	0.12 J
PCB-031	16606-02-3	ng/g	230	14	908 J	61.2 J	125 J	361 J	1710 J	71.2 J	122 J	744 J	399 J	374 J	54.7 J	94.9 J	7.45	159 J
PCB-035	37680-69-6	ng/g	230	14	37 J+	1.27 J+	< 0.0539 U	9.46 J+	30 J+	< 0.054 U	< 0.0536 U	6.76 J+	10.9 J	9.58 J	0.863 J+	1.29 J+	< 0.0544 U	1.99 J
PCB-036	38444-87-0	ng/g	230	14	< 0.0422 U	< 0.0414 U	< 0.0427 U	< 0.0421 U	< 0.0423 U	< 0.0427 U	< 0.0424 U	< 0.0427 U	< 0.0412 U	< 0.0417 U	< 0.0424 U	< 0.0429 U	< 0.043 U	< 0.0212 U
PCB-037	38444-90-5	ng/g	230	14	1190 J	51.8 J	26.3 J	317 J	629 J	22.2 J	59.3 J	245 J	437 J	364 J	19.1	51.7 J	4.82	75.1 J
PCB-038	53555-66-1	ng/g	230	14	< 0.0633 U	< 0.0621 U	< 0.064 U	< 0.0632 U	< 0.0634 U	< 0.064 U	< 0.0636 U	< 0.064 U	< 0.0618 U	< 0.0625 U	< 0.0636 U	< 0.0643 U	< 0.0645 U	< 0.0318 U
PCB-039	38444-88-1	ng/g	230	14	13.5	0.532	2.39 J	3.82 J	10.1 J	1.2 J	1.68 J	7.62 J	4.69	3.93	0.686	0.705	< 0.0416 U	1.31 J
PCB-040	38444-93-8	ng/g	230	14	684 J	43.1 J	8.1 J	122 J	488 J	7.07 J	16.8 J	97.9 J	225 J	202 J	6.62	55.2 J	4.13	45.5 J
PCB-041/064	PCB-41/64	ng/g	230	14	2210 J	150 J	75.1 J	606 J	1450 J	54.7 J	140 J	437 J	767 J	727 J	61.2 J	196 J	15.3	250 J
PCB-042	36559-22-5	ng/g	230	14	1610 J	104 J	44.9 J	354 J	1180 J	30.1 J	69.6 J	399 J	617 J	546 J	33.1	146 J	11.2	142 J
PCB-043/049	PCB-43/49	ng/g	230	14	4730 J	298 J	286 JEB	1150 JEB	3550 JEB	178 JEB	327 JEB	1620 JEB	1990 J	1800 J	157 J	448 J	33.4	516 J
PCB-044	41464-39-5	ng/g	230	14	4130 J	270 J	73.1 JEB	846 JEB	3040 JEB	58.2 JEB	146 JEB	750 JEB	1480 J	1320 J	67.1 J	359 J	28.4	350 J
PCB-045	70362-45-7	ng/g	230	14	887 J	52.7 J	10.5 J	178 J	615 J	8.81 J	28.7 J	132 J	295 J	264 J	10.1	80.8 J	6.23	68.1 J
PCB-046	41464-47-5	ng/g	230	14	297 J	19.3	4.05 J	52 J	224 J	3.72 J	8.07 J	78 J	98.9 J	88.4 J	3.94	29.8	2.48	18.9 J
PCB-047/048/075	PCB-47/48/75	ng/g	230	14	2740 J	163 J	349 J	763 J	1870 J	156 J	299 J	1120 J	1130 J	1010 J	222 J	256 J	18.9	458 J
PCB-050	62796-65-0	ng/g	230	14	20.3	1.21	1.98 J	4.95 J	16.8 J	0.977 J	1.49 J	13.8	9.45 J	8.32 J	0.824	1.54	< 0.0569 U	1.96 J
PCB-051	68194-04-7	ng/g	230	14	376 J	20.8	23.1 J	88.3 J	266 J	11.7 J	29.8 J	291 J	159 J	142 J	11.6	31.4	2.48	32.8 J
PCB-052/073	PCB-52/73	ng/g	230	14	5070 J	331 J	236 J	1190 J	3690 J	150 J	320 J	1480 J	1970 J	1780 J	193 J	518 J	39.1	669 J
PCB-053	41464-41-9	ng/g	230	14	1050 J	60 J	60.4 J	231 J	706 J	23 J	64.8 J	505 J	436 J	391 J	30.6	94.8 J	7.47	110 J
PCB-054	15968-05-5	ng/g	230	14	24.8	1.38	2.77 J	6.95 J	16.8 J	1.19 J	2.65 J	24.7	11.6	10.2	1.48	2.02	0.185 J	2.72 J
PCB-055	74338-24-2	ng/g	230	14	45.5 J	1.96	< 0.0786 UJ	9.92 J	17.1 J	0.478 J	1.25 J	4.4	9.85	9.07	0.434	1.62	< 0.0792 U	2.46
PCB-056/060	PCB-56/60	ng/g	230	14	1520 J	92.3 J	30.7 J	420 J	695 J	32.3 J	72.1 J	207 J	471 J	425 J	21.3	102 J	8.39	103 J
PCB-057	70424-67-8	ng/g	230	14	54.3 J	2.82	4.07 J	14.1 J	36.8 J	1.64 J	3.49 J	21.4 J	19	16	1.4	3.2	< 0.0422 U	4.12 J
PCB-058	41464-49-7	ng/g	230	14	11.6	0.994	1.02 J	3.23 J	8.67 J	0.606 J	1.32 J	2.18 J	4.74	5	0.616	1.41	< 0.0534 U	1.85 J
PCB-059	74472-33-6	ng/g	230	14	340 J	19.9	6.21 J	87.1 J	201 J	4.86 J	15.2 J	51.8 J	152 J	137 J	4.41	24.5	1.99	29.8 J
PCB-061/074	PCB-61/74	ng/g	230	14	1650 J	104 J	42.5 J	427 J	882 J	31.9 J	84.9 J	265 J	477 J	420 J	21	97.6 J	7.94	100 J
PCB-062	54230-22-7	ng/g	230	14	< 0.0473 U	< 0.0464 U	< 0.0478 U	< 0.0472 U	< 0.0474 U	< 0.0478 U	< 0.0475 U	< 0.0478 U	< 0.0461 U	< 0.0467 U	< 0.0475 U	< 0.0481 U	< 0.0482 U	< 0.0238 U
PCB-063	74472-34-7	ng/g	230	14	227 J	13.8	22 J	60.4 J	132 J	8 J	17.3 J	79.1 J	62.6 J	57.6 J	5.81	12.7	0.967	18 J
PCB-065	33284-54-7	ng/g	230	14	5.24	< 0.0647 U	< 0.0668 U	< 0.0659 U	< 0.0661 U	< 0.0668 U	< 0.0663 U	0.584	< 0.0644 U	< 0.0652 U	< 0.0664 U	< 0.0671 U	< 0.0673 U	< 0.0332 U
PCB-066/080	PCB-66/80	ng/g	230	14	2510 J	180 J	88.6 J	742 J	1480 J	81.4 J	177 J	437 J	982 J	890 J	54.1 J	282 J	21.6	240 J
PCB-067	73575-53-8	ng/g	230	14	119 J	7.02	2.24 J	31.1 J	68.8 J	1.82 J	5.33 J	17.6	43 J	38.7 J	1.32	6.76	0.632	6.68 J
PCB-068	73575-52-7	ng/g	230	14	29.2	2.38	12.6 J	15.1 J	12.6 J	5.43 J	9.7 J	18.8	17.2 J	14.2 J	8.25	2.69	< 0.0713 U	10.8
PCB-069	60233-24-1	ng/g	230	14	11.8	< 0.0513 U	< 0.0529 UJ	2.95 J	7.4 J	< 0.053 UJ	< 0.0526 UJ	5.71	< 0.0511 U	< 0.0517 U	< 0.0526 U	< 0.0532 U	< 0.0534 U	1.47
PCB-070	32598-11-1	ng/g	230	14	2350 J	174 J	86.9 J	726 J	1340 J	87.2 J	179 J	395 J	876 J	786 J	66.4 J	280 J	22.4	244 J
PCB-071	41464-46-4	ng/g	230	14	1330 J	92.1 J	49.5 J	299 J	879 J	25.3 J	76.7 J	453 J	558 J	511 J	31	125 J	9.16	118 J
PCB-072	41464-42-0	ng/g	230	14	45.6 J	3.01	13.8 J	18.3 J	35.8 J	6.41 J	12.1 J	27	22.1 J	20.3 J	8.47	5.05	0.475	14.7 J
PCB-076	70362-48-0	ng/g	230	14	< 0.0773 U	< 0.0758 U	< 0.0782 U	< 0.0772 U	< 0.0775 U	< 0.0783 U	< 0.0777 U	< 0.0782 U	< 0.0755 U	< 0.0764 U	< 0.0778 U	< 0.0786 U	< 0.0788 U	< 0.0389 U
PCB-077	32598-13-3	ng/g	38	14	317 J	23.8 J+	17.2 J	103 J	161 J	16.2 J	38 J	66.1 J	133 J	127 J	15 J+	34.6 J+	2.77 J+	40.4 J
PCB-078	70362-49-1	ng/g	230	14	6.08	< 0.0789 U	< 0.0814 U	< 0.0803 U	< 0.0806 U	< 0.0814 U	< 0.0808 U	< 0.0814 U	< 0.0785 U	< 0.0794 U	< 0.0809 U	< 0.0818 U	< 0.082 U	< 0.0405 U
PCB-079	41464-48-6	ng/g	230	14	1.99	< 0.0442 U	< 0.0456 U	< 0.045 U	< 0.0452 U	< 0.0457 U	< 0.0453 U	< 0.0456 U	< 0.044 U	< 0.0445 U	< 0.0454 U	< 0.0459 U	< 0.046 U	< 0.0227 U
PCB-081	70362-50-4	ng/g	12	14	27.5 J+	2.11 J+	1.35 J	8.1 J	14.2 J	1.96 J	3.48 J	5.06 J+	11.1 J	11.1 J	2.14 J+	3.59 J+	0.312 J+	3.76 J+
PCB-082	52663-62-4	ng/g	230	14	257 J	18.8	9.62 J	59.1 J	151 J	9.86 J	21.1 J	45.4 J	86.8 J	74.3 J	12.6	28.3	2.36	35.9 J
PCB-083/109	PCB-83/109	ng/g	230	14	108 J	7.8	9.5 J	30.4 J	74.6 J	6.64 J	14.7 J	29.5	44.2 J	39.5 J	9.53	12.3	0.956	21.8 J
PCB-084	52663-60-2	ng/g	230	14	496 J	37.2	24.3 J	119 J	351 J	18.2 J	42.8 J	106 J	183 J	162 J	25.3	60.3 J	4.79	74.1 J
PCB-085/120	PCB-85/120	ng/g	230	14	397 J	31.7	27.6 J	115 J	239 J	27.9 J	61.8 J	80.9 J	160 J	141 J	39.2	51.9 J	4.43	81.6 J
PCB-086/097	PCB-86/97	ng/g	230	14	496 J	35.7	28.1 J	126 J	315 J	25.9 J	56.3 J	91.1 J	179 J	157 J	32.4	61.9 J	5	79.7 J
PCB-087/115/116	PCB-87/115/116	ng/g	230	14	752 J	51.2 J	52.2 J	202 J	424 J	45.9 J	97.9 J	160 J	271 J	234 J	58.5 J	84.1 J	6.83	127 J
PCB-088/121	PCB-88/121	ng/g	230	14	9.29	0.749	0.86 J	2.13 J	4.78 J	0.386 J	< 0.157 UJ	1.95	3.33 J	2.53 J	0.582	< 0.158 U	< 0.159 U	1.18 J
PCB-089/090/101	PCB-89/90/101	ng/g	230	14	1210 J	88.4 J	116 J	350 J	757 J	94.2 J	192 J	271 J	480 J	419 J	122 J	157 J	12.4	246 J
PCB-091	68194-05-8	ng/g	230	14	384 J	27.7	44.6 J	118 J	266 J	29.7 J	67.4 J	125 J	169 J	152 J	40.3 J	46.7 J	3.71	80.4 J
PCB-092	52663-61-3	ng/g	230	14	262 J	18.1	44.5 J	89.3 J	184 J	28 J	57.7 J	103 J	120 J	107 J	41.1 J	31.4	2.43	70 J
PCB-093/095	PCB-93/95	ng/g	230	14	1170 J	85.6 J	86.5 J	348 J	821 J	71.5 J	168 J	277 J	518 J	463 J	97.2 J	146 J	11.1	235 J
PCB-094	73575-55-0	ng/g	230	14	24.8	1.85	5.82 J	8.13 J	16.7 J	2.35 J	4.64 J	12	11	9.78	3.36	2.87	< 0.0474 U	5.78 J
PCB-096	73575-54-9	ng/g	230	14	37.2	3.03	2.01 J	8.91 J	27.5 J	1.31 J	3.62 J	9.04	14.2	13.1	1.54	4.64	0.437	4.72 J
PCB-098/102	PCB-98/102	ng/g	230	14	141 J	10.1	10.3 J	37.9 J	96 J	5.96 J	17.2 J	42.1 J	52.9 J	50.3 J	9.47	15.2	1.22	23.6 J
PCB-099	38380-01-7	ng/g	230	14	788 J	57.3 J	74.6 J	228 J	502 J	62.1 J	138 J	175 J	317 J	277 J	86.9 J	98.8 J	7.8	166 J
PCB-100	39485-83-1	ng/g	230	14	11.5	0.879	6.58 J	5.25 J	8.24 J	2.48 J	4.09 J	9.99	6.2 J	5.49 J	3.75	1.27	< 0.0581 U	4.57 J
PCB-103	60145-21-3	ng/g	230	14	19.1	1.43	5.17 J	6.77 J	14 J	2.59 J	4.41 J	11.1	9.41	8.71	3.14	2.17	< 0.0587 U	4.93 J
PCB-104	56558-16-8	ng/g	230	14	0.529 J	< 0.0433 UJ	0.419	0.249	0.46	< 0.0447 U	< 0.0443 U	0.783	0.326	0.321	0.174 J	< 0.0449 UJ	< 0.045 UJ	0.167 J

Table 28
Phase 2 Reach Sediment Analytical Results
Phase 2 Data Evaluation Summary Memorandum
Lower Neponset River
Boston and Milton, Massachusetts

					Location	24A-0092	24A-0092	24A-0093	24A-0093	24A-0093	24A-0094	24A-0094	24A-0094	24A-0095	24A-0095	24A-0096	24A-0096	24A-0096	24A-0097
					Sample Name	24A-0092-BS	24A-0092-CS	24A-0093-AS	24A-0093-BS	24A-0093-CS	24A-0094-AS	24A-0094-BS	24A-0094-CS	24A-0095-AS	24A-0095-AD	24A-0096-AS	24A-0096-BS	24A-0096-CS	24A-0097-AS
					Sample Date	9/20/2024	9/20/2024	9/30/2024	9/30/2024	9/30/2024	9/30/2024	9/30/2024	9/30/2024	10/23/2024	10/23/2024	9/20/2024	9/20/2024	9/20/2024	10/3/2024
					Sample Type	N	N	N	N	N	N	N	N	N	FD	N	N	N	N
					Depth Interval	0.5 - 1.3 ft	1.3 - 2.7 ft	0 - 0.5 ft	0.5 - 2 ft	2 - 2.8 ft	0 - 0.5 ft	0.5 - 1.7 ft	1.7 - 2.8 ft	0 - 0.5 ft	0 - 0.5 ft	0 - 0.5 ft	0.5 - 3 ft	3 - 3.8 ft	0 - 0.5 ft
Analyte	Cas No.	Units	Human Health PAL	Ecological PAL														
PCB-105/127	PCB-105/127	ng/g	120	14	641 J	40 J	29.8 J	148 J	284 J	34.1 J	66.6 J	107 J	< 0.0677 UJ	< 0.0685 UJ	29.5	56 J	4.27	76.8 J
PCB-106/118	PCB-106/118	ng/g	120	14	1180 J	80.9 J	97.9 J	317 J	681 J	92.3 J	183 J	242 J	439 J	400 J	105 J	138 J	11	217 J
PCB-107/108	PCB-107/108	ng/g	230	14	106 J	6.91	10.8 J	28.4 J	63.4 J	8.03 J	17.1 J	23.5	37.7	34.6	11.1	12.1	1.01	20.1 J
PCB-110	38380-03-9	ng/g	230	14	1810 J	132 J	176 JEB	517 JEB	1190 JEB	148 JEB	319 JEB	477 JEB	793 J	739 J	199 J	220 J	17.6	394 J
PCB-111/117	PCB-111/117	ng/g	230	14	< 0.281 U	< 0.276 U	< 0.284 U	< 0.281 U	< 0.282 U	< 0.285 U	< 0.283 U	< 0.284 U	< 0.274 U	< 0.278 U	< 0.283 U	< 0.286 U	< 0.287 U	< 0.141 U
PCB-112	74472-36-9	ng/g	230	14	8.82	0.97	1.51 J	2.6 J	5.98 J	0.629 J	1.3 J	2.75	4.18	4.42	0.799	0.833	< 0.0579 U	1.83 J
PCB-113	68194-10-5	ng/g	230	14	9.17	0.673	1.54 J	3.26 J	6.57 J	1.09 J	2.24 J	3.48	4.43	4.29	1.54	0.788	< 0.048 U	2.8 J
PCB-114	74472-37-0	ng/g	120	14	50.6 J	2.92	2.44 J	12.4 J	21.4 J	2.17 J	4.74 J	8.65	13.9	12.5	2.11	3.75	< 0.0747 U	5.88
PCB-119	56558-17-9	ng/g	230	14	55.1 J	3.85	11.6 J	18.4 J	37.6 J	7.11 J	13.5 J	22.9	26.2	24.6	10	6.24	0.56	15.3 J
PCB-122	76842-07-4	ng/g	230	14	22	1.54	1.39 J	6.24 J	9.69 J	1.34 J	3.02 J	4.16	7.99 J	7.74 J	1.93	2.57	< 0.0824 U	3.62 J
PCB-123	65510-44-3	ng/g	120	14	39.8 J	2.64 J+	3.98 J	11.7 J	20.1 J	3.86 J	7.54 J	8.95 J+	15.2 J+	17.2 J+	5.01 J+	4.54 J+	0.535 J+	8.77 J+
PCB-124	70424-70-3	ng/g	230	14	43.6 J	3.11	3.42 J	12.1 J	20.6 J	3.62 J	7.21 J	8.5	15.5 J	14.9 J	4.86	4.95	0.415	8.73 J
PCB-125	74472-39-2	ng/g	230	14	7.96 J	0.913 J	0.82 J	1.99 J	6.19 J	0.735 J	1.11 J	1.64 J	3.79 J	1.85 J	0.828 J	1.64 J	< 0.0438 UJ	2.31 J
PCB-126	57465-28-8	ng/g	0.036	14	8.7 J+	< 0.0494 U	< 0.051 U	2.12 J+	3.66 J+	< 0.051 U	< 0.0506 U	2.75 J	4.02 J+	3.63 J+	1.7 J+	< 0.0512 U	< 0.0514 U	2.21 J
PCB-128	38380-07-3	ng/g	230	14	112 J	6.43	19.6 J	39.5 J	60.8 J	20.9 J	36.6 J	36.9	54.2 J	48.5 J	26.7	14.4	1.27	42.8 J
PCB-129	55215-18-4	ng/g	230	14	29.3	2.05	4.32 J	9.29 J	14.4 J	4.16 J	7.39 J	8.53	12.7 J	11.5 J	5.34	3.43	0.358	8.99
PCB-130	52663-66-8	ng/g	230	14	39.6 J	2.47	7.76 J	13.7 J	22.9 J	6.95 J	12.6 J	15	20 J	18.6 J	9.11	4.8	0.395	14.5
PCB-131/142	PCB-131/142	ng/g	230	14	9.19	0.731	1.14 J	2.83 J	4.47 J	1.42 J	2.11 J	2.78 J	4.05 J	3.87 J	1.36	1.06	< 0.0217 U	2.18
PCB-132/168	PCB-132/168	ng/g	230	14	199 J	12.1	31.5 J	67.3 J	110 J	31 J	58.5 J	66.2 J	97.9 J	82.3 J	39.9 J	23.9	2.1	66.3 J
PCB-133	35694-04-3	ng/g	230	14	8.11	0.719	3.74 J	3.79 J	5.52 J	1.99 J	3.48 J	4.75	4.83 J	4.24 J	3.1	1.21	< 0.104 U	4.05
PCB-134	52704-70-8	ng/g	230	14	31.2	1.91	6.03 J	10.9 J	17.9 J	5.17 J	9.1 J	10.9	15.5 J	13.5 J	6.69	3.64	0.411	11.1
PCB-135/144	PCB-135/144	ng/g	230	14	83.9 J	5.48	16.8 J	29.6 J	49.7 J	14 J	26.1 J	31.6	43.2 J	38.3 J	17.8	10.2	0.913	30.1 J
PCB-136	38411-22-2	ng/g	230	14	67 J	4.39	11.1 J	22.3 J	40.9 J	9.83 J	18.3 J	21.5	33.3 J	28.6 J	11.8	8	0.704	21.7 J
PCB-137	35694-06-5	ng/g	230	14	38	2.23	6.29 J	13.7 J	20 J	6.76 J	12 J	11.7	17.8 J	16.7 J	8.18	4.84	0.436	12.9
PCB-138/163/164	PCB-138/163/164	ng/g	230	14	525 J	35.3	112 J	213 J	307 J	103 J	205 J	203 J	290 J	260 J	144 J	72.1 J	6.02	210 J
PCB-139/149	PCB-139/149	ng/g	230	14	369 J	23.7	70.9 J	133 J	221 J	63.8 J	119 J	133 J	191 J	169 J	83.1 J	45.4 J	3.64	137 J
PCB-140	59291-64-4	ng/g	230	14	3.44	0.326	0.946 J	1.48 J	2.6 J	0.728 J	1.34 J	1.52	2.32	1.72	0.9	0.561	< 0.0637 U	1.42 J
PCB-141	52712-04-6	ng/g	230	14	93.1 J	6.12	13.3 J	30.7 J	46 J	13.8 J	26.9 J	29.5	43.7 J	38.4 J	18.1	11.4	0.954	30.9 J
PCB-143	68194-15-0	ng/g	230	14	3.3	< 0.0617 U	< 0.0636 U	0.84	1.76	< 0.0636 U	0.592	1.03	1.33	1.27	0.439	0.364	< 0.0641 U	0.805 J
PCB-145	74472-40-5	ng/g	230	14	0.611	< 0.077 U	< 0.0794 U	0.258	0.387	< 0.0795 U	< 0.0789 U	0.289	< 0.0766 U	0.262	0.129 J	< 0.0798 U	< 0.08 U	0.125 J
PCB-146	51908-16-8	ng/g	230	14	57.8 J	3.82	15.5 J	22.7 J	36.6 J	12.1 J	21.3 J	24.5	31.8	28	15.7	7.44	0.698	24.1 J
PCB-147	68194-13-8	ng/g	230	14	14.1	0.91	8.76 J	6.93 J	8.7 J	4.38 J	6.61 J	9.31	8.45 J	7.56 J	5.92	1.8	0.183 J	7.56
PCB-148	74472-41-6	ng/g	230	14	0.831	< 0.0665 U	0.848	0.478	0.561	0.445	0.628	0.658	0.437	0.474	0.562	< 0.0689 U	< 0.0691 U	0.576
PCB-150	68194-08-1	ng/g	230	14	0.932	< 0.0762 U	0.649	0.436	0.499	0.277	0.483	0.651	0.554	0.475	0.406	< 0.079 U	< 0.0792 U	0.453 J
PCB-151	52663-63-5	ng/g	230	14	89.1 J	6.03	20.2 J	32.2 J	54.4 J	15.3 J	29.4 J	34.8	45.6 J	41 J	20.3	10.6	0.907	32.9 J
PCB-152	68194-09-2	ng/g	230	14	1.56	< 0.0843 U	0.774 J	0.659 J	0.917 J	0.387 J	0.635 J	0.9	0.839 J	0.774 J	0.49	0.214	< 0.0876 U	0.566
PCB-153	35065-27-1	ng/g	230	14	345 J	22.8	73.1 J	129 J	202 J	67.5 J	122 J	124 J	181 J	162 J	88 J	44.8 J	3.63	143 J
PCB-154	60145-22-4	ng/g	230	14	7.01	0.572	4.11 J	3.49 J	4.98 J	1.91 J	3.49 J	4.35	4.6	3.88	3.09	0.791	< 0.0506 U	3.88
PCB-155	33979-03-2	ng/g	230	14	< 0.0418 U	< 0.041 U	< 0.0423 U	< 0.0417 U	< 0.0419 U	< 0.0423 U	< 0.042 U	< 0.0423 U	< 0.0408 U	< 0.0413 U	< 0.042 U	< 0.0425 U	< 0.0426 U	< 0.021 U
PCB-156	38380-08-4	ng/g	120	14	65.2 J	3.95	9.52 J	20.6 J	33.3 J	9.37 J	16.9 J	22.5	25.8 J	23.1 J	12.4	7.43	0.576	20.1 J
PCB-157	69782-90-7	ng/g	120	14	17.1 J+	1.18 J+	2.84 J	5.42 J	8.46 J	3.15 J	5.58 J	6.44 J+	7.94 J+	7.2 J+	4.19 J+	2.23 J+	< 0.0591 U	6.32 J+
PCB-158/160	PCB-158/160	ng/g	230	14	59 J	3.62	9.66 J	21.1 J	31 J	10.3 J	17.7 J	21.3	28.7 J	25.5 J	12.2	7.26	0.67	20.5 J
PCB-159	39635-35-3	ng/g	230	14	2.87 J	< 0.0676 UJ	0.818	1.07	1.38	0.638	1.43	1.32 J	1.64	1.8	0.956 J	< 0.0701 UJ	< 0.0703 UJ	0.979 J
PCB-161	74472-43-8	ng/g	230	14	< 0.065 U	< 0.0638 U	< 0.0658 U	< 0.0649 U	< 0.0652 U	< 0.0658 U	< 0.0653 U	< 0.0658 U	< 0.0635 U	< 0.0642 U	< 0.0654 U	< 0.0661 U	< 0.0663 U	< 0.0327 U
PCB-162	39635-34-2	ng/g	230	14	3.8 J	< 0.0653 UJ	0.916	0.903	< 0.0667 U	< 0.0674 U	0.934	1.49 J	< 0.065 UJ	1.66 J	< 0.067 UJ	< 0.0677 UJ	< 0.0679 UJ	0.89 J
PCB-165	74472-46-1	ng/g	230	14	0.579 J	< 0.0914 UJ	< 0.0942 U	< 0.093 U	0.489	< 0.0943 U	< 0.0936 U	0.502	< 0.0909 UJ	27.9 J	< 0.0937 UJ	< 0.0947 UJ	< 0.095 UJ	0.37
PCB-166	41411-63-6	ng/g	230	14	3.08	< 0.0818 U	0.57	1.22	1.47	0.462	1.1	1.12	1.6 J	1.3 J	0.689	< 0.0848 U	< 0.085 U	1.01
PCB-167	52663-72-6	ng/g	120	14	22.9	1.21	4.53 J	8.85 J	12.7 J	3.8 J	8.25 J	9.31	12.5 J	11 J	6.26	2.68	0.25	9.88
PCB-169	32774-16-6	ng/g	0.12	14	< 0.0504 U	< 0.0494 U	< 0.051 U	< 0.0503 U	< 0.0505 U	< 0.051 U	< 0.0506 U	< 0.0509 U	< 0.0492 U	< 0.0498 U	< 0.0507 U	< 0.0512 U	< 0.0514 U	< 0.0253 U
PCB-170/190	PCB-170/190	ng/g	230	14	114 J	8.02	22.1 J	35 J	62.1 J	18 J	34.7 J	51.1 J	51.8 J	46.9 J	25.8	12.5	1.13	38.3 J
PCB-171	52663-71-5	ng/g	230	14	27	2.18	5.3 J	9.31 J	15.4 J	4.76 J	8.84 J	14	13.8 J	11.8 J	6.25	3.45	0.339	9.96 J
PCB-172/192	PCB-172/192	ng/g	230	14	13.6	1.03	3.08 J	4.53 J	7.83 J	2.55 J	4.4 J	6.92	< 0.141 U	< 0.143 U	3.2	1.55	0.241	4.77
PCB-173	68194-16-1	ng/g	230	14	2.18	< 0.0864 U	0.479 J	0.8 J	1.54 J	0.593 J	0.959 J	1.22 J	< 0.086 UJ	1.02 J	0.565	0.358	< 0.0898 U	0.934
PCB-174	38411-25-5	ng/g	230	14	94.1 J	7.01	17.8 J	30 J	54.3 J	14.5 J	29.2 J	39.6 J	45.1 J	40.1 J	21.1	10.9	1.04	32.6 J
PCB-175	40186-70-7	ng/g	230	14	3.37	0.331	0.785 J	1.09 J	2.04 J	0.589 J	1.12 J	2.06	1.74	1.49	0.712	0.492	< 0.0641 U	1.1 J
PCB-176	52663-65-7	ng/g	230	14	10.1	0.76	2.06 J	3.44 J	6.11 J	1.65 J	3.15 J	4.75	4.99 J	4.69 J	2.03	1.23	0.135 J	3.41
PCB-177	52663-70-4	ng/g	230	14	53.8 J	3.9	12.8 J	18.6 J	32.6 J	9.33 J	18 J	24.8	26.7	24.4	13.6	6.29	0.511	20.3 J
PCB-178	52663-67-9	ng/g	230	14	18.2	1.29	5.43 J	6.75 J	11.1 J	3.64 J	6.57 J	9.19	9.48 J	8.62 J	5.29	2.12	0.233	7.28
PCB-179	52663-64-6	ng/g	230	14	32.8	2.46	7.73 J	11.2 J	19.3 J	5.37 J	10.8 J	13.8	16.3	14.4	7.57	3.72	0.326	11.8
PCB-180	35065-29-3	ng/g	230	14	196 J	15	38.2 J	62 J	112 J	30.7 J	60.4 J	86.3 J	94.5 J	83.6 J	42.7 J	22.2	1.95	66.5 J
PCB-181	74472-47-2	ng/g	230	14	< 0.0926 U	< 0.0908 U	< 0.0936 U	< 0.0924 U	< 0.0928 U	< 0.0937 U	< 0.093 U	< 0.0936 U	< 0.0903 U	< 0.0914 U	< 0.0931 U	< 0.0941 U	< 0.0944 U	< 0.0465 U
PCB-182/187	PCB-182/187	ng/g	230	14	100 J	7.52	25.1 J	35.2 J	60.4 J	17.8 J	34.3 J	46.4 J	51.4 J	46.2 J	25.6	11.7	0.943	37.8 J
PCB-183	52663-69-1	ng/g	230	14	44.3 J	3.33	8.82 J	14.4 J	25.8 J	7.35 J	14.2 J	22.4	22.5 J	20.1 J	9.4	5.04	0.416	15.2
PCB-184	74472-48-3	ng/g	230	14	< 0.0486 U	< 0.0477 U	< 0.0492 U	< 0.0486 U	< 0.0487 U	< 0.0492 U	< 0.0489 U	< 0.0492 U	< 0.0475 U	< 0.048 U	< 0.0489 U	< 0.0494 U	< 0.0496 U	< 0.0244 U
PCB-185	52712-05-7	ng/g	230	14	11.4	0.881	1.86 J	3.75 J	6.32 J	1.58 J	3.43 J	5.01	5.32	4.79	2.23	1.34	< 0.0727 U	3.75
PCB-186	74472-49-4	ng/g	230	14	< 0.0731 U	< 0.0716 U	< 0.0739 U	< 0.0729 U	< 0.0732 U	< 0.0739 U	< 0.0734 U	< 0.0739 U	< 0.0713 U	< 0.0721 U	< 0.0735 U	< 0.0743 U	< 0.0745 U	< 0.0367 U
PCB-188	74487-85-7	ng/g	230	14	< 0.0531 U	< 0.0521 U	0.179 J	< 0.053 U	< 0.0532 U	< 0.0538 U	< 0.0534 U	0.142 J	< 0.0518 U	< 0.0525 U	0.128 J	< 0.054 U	< 0.0542 U	0.123
PCB-189	39635-31-9	ng/g	130	14	4.78	0.448	1.33 J	1.52 J	2.77 J	0.975 J	1.68 J	2.54	2.17	1.92	1.1	0.567	< 0.0558 U	2.02 J+
PCB-191	74472-50-7	ng/g	230	14	3.49	0.318	0.908 J	1.41 J	1.88 J	0.662 J	1.02 J	2.32	1.79 J	1.46 J	0.667	0.357	< 0.138 U	1.22 J
PCB-193	69782-91-8	ng/g	230	14	8.95	0.661	2.38 J	2.93 J	5.06 J	1.67 J	3.11 J	4.43	4.15 J	3.67 J	2.2	1.03	< 0.186 U	3.37

Table 28
Phase 2 Reach Sediment Analytical Results
Phase 2 Data Evaluation Summary Memorandum
Lower Neponset River
Boston and Milton, Massachusetts

					Location	24A-0092	24A-0092	24A-0093	24A-0093	24A-0093	24A-0094	24A-0094	24A-0094	24A-0095	24A-0095	24A-0096	24A-0096	24A-0096	24A-0097
					Sample Name	24A-0092-BS	24A-0092-CS	24A-0093-AS	24A-0093-BS	24A-0093-CS	24A-0094-AS	24A-0094-BS	24A-0094-CS	24A-0095-AS	24A-0095-AD	24A-0096-AS	24A-0096-BS	24A-0096-CS	24A-0097-AS
					Sample Date	9/20/2024	9/20/2024	9/30/2024	9/30/2024	9/30/2024	9/30/2024	9/30/2024	9/30/2024	10/23/2024	10/23/2024	9/20/2024	9/20/2024	9/20/2024	10/3/2024
					Sample Type	N	N	N	N	N	N	N	N	N	FD	N	N	N	N
					Depth Interval	0.5 - 1.3 ft	1.3 - 2.7 ft	0 - 0.5 ft	0.5 - 2 ft	2 - 2.8 ft	0 - 0.5 ft	0.5 - 1.7 ft	1.7 - 2.8 ft	0 - 0.5 ft	0 - 0.5 ft	0 - 0.5 ft	0.5 - 3 ft	3 - 3.8 ft	0 - 0.5 ft
Analyte	Cas No.	Units	Human Health PAL	Ecological PAL															
PCB-194	35694-08-7	ng/g	230	14		62.3 J	5.75	14.9 J	19.2 J	37.2 J	10.2 J	17.9 J	27.9	28.6 J	26.1 J	14.5	6.98	< 0.159 U	20.1 J
PCB-195	52663-78-2	ng/g	230	14		21	2.35	5.87 J	7.57 J	12.6 J	6.33 J	7.13 J	10.7	9.74	9.24	5.44	3.17	< 0.152 U	7.11
PCB-196/203	PCB-196/203	ng/g	230	14		62.6 J	4.68	14.4 J	20.5 J	36.5 J	10.2 J	18.7 J	29.4	30	26.7	15.1	6.86	0.784	21.6 J
PCB-197	33091-17-7	ng/g	230	14		1.87 J	< 0.0571 UJ	0.437	0.594	1.02	0.494	0.629	0.885	0.878 J	0.905 J	0.512 J	0.38 J	< 0.0593 UJ	0.561 J
PCB-198	68194-17-2	ng/g	230	14		3.04	< 0.0969 U	1.06	0.942	1.86	1.04	1.16	1.6	1.5	1.3	0.987	0.968	< 0.101 U	1.05
PCB-199	52663-75-9	ng/g	230	14		52.2 J	4.2	13.1 J	17.4 J	30.4 J	8.79 J	16.7 J	22.6	25.3 J	23 J	13.4	6.19	0.788	18.9
PCB-200	52663-73-7	ng/g	230	14		6.32	0.781	1.65	2.22	3.65	1.1	2.26	2.81	3.1 J	2.54 J	1.61	0.996	< 0.086 U	2.22 J
PCB-201	40186-71-8	ng/g	230	14		5.67 J	0.506 J	1.31 J	1.9 J	3.31 J	1 J	1.91 J	2.61	2.88	2.44	1.38 J	0.668 J	< 0.0516 UJ	2.03
PCB-202	2136-99-4	ng/g	230	14		8.25	0.755	2.39 J	3.19 J	5.29 J	1.57 J	3.04 J	3.69	4.66 J	4.1 J	2.42	1.06	< 0.0645 U	3.32
PCB-204	74472-52-9	ng/g	230	14		< 0.0979 U	< 0.096 U	< 0.099 U	< 0.0977 U	< 0.098 U	< 0.099 U	< 0.0983 U	< 0.0989 U	< 0.0955 U	< 0.0966 U	< 0.0984 U	< 0.0995 U	< 0.0998 U	< 0.0492 U
PCB-205	74472-53-0	ng/g	230	14		2.97	< 0.0531 U	1	0.969	1.46	< 0.0547 U	0.889	1.5 J	1.47	1.18	0.767	< 0.055 U	< 0.0552 U	0.955
PCB-206	40186-72-9	ng/g	230	14		23.7	1.88	6.91 J	8.93 J	14 J	5.82 J	9.19 J	9.38	13.6	12	8.81	3.26	0.428	10.8
PCB-207	52663-79-3	ng/g	230	14		2.51	< 0.0672 U	0.76 J	1.01 J	1.5 J	0.866 J	0.954 J	1.11	1.37	1.3	0.927	0.365	< 0.0699 U	1.12 J
PCB-208	52663-77-1	ng/g	230	14		6.35	0.595	2.07 J	2.82 J	3.84 J	2.14 J	2.84 J	2.45	4	3.66	2.89	1	< 0.0699 U	3.24
PCB-209	2051-24-3	ng/g	230	14		7.64	0.589	3.8 J	5.62 J	6.52 J	5.13 J	5.74 J	2.86	6.11	5.4	6.3	1.96	0.406	7.87
Total Decachlorobiphenyls	RA_Total_DECPCB	ng/g	230	14		7.64	0.589	3.8	5.62	6.52	5.13	5.74	2.86	6.11	5.4	6.3	1.96	0.406	7.87
Total Dichlorobiphenyls	RA_Total_DIPCB	ng/g	230	14		1085.8	45.57	479.75	758.05	1136.47	278.69	429.52	1870.6	1285.35	1226.39	250.68	65.559	5.608	269.4
Total Heptachlorobiphenyls	RA_Total_HEPPCB	ng/g	230	14		738.07	55.139	156.341	241.93	426.55	121.719	235.879	336.982	351.74	315.16	170.142	84.844	7.264	260.437
Total Hexachlorobiphenyls	RA_Total_HEXPCB	ng/g	230	14		2302.61	148.048	458.221	847.244	1322.79	413.527	775.452	841.35	1183.29	1080.39	547.811	290.55	24.115	867.954
Total Monochlorobiphenyls	RA_Total_MONPCB	ng/g	230	14		12.45	0.279	121.9	35.8	18.9	52.731	40.786	107.09	23	26.6	56.286	2.48	< 0.0494 U	39.546
Total Nonachlorobiphenyls	RA_Total_NONPCB	ng/g	230	14		32.56	2.475	9.74	12.76	19.34	8.826	12.984	12.94	18.97	16.96	12.627	4.625	0.428	15.16
Total Octachlorobiphenyls	RA_Total_OCTPCB	ng/g	230	14		226.22	19.022	56.117	74.485	133.29	40.724	70.318	103.695	108.128	97.505	56.116	27.272	1.572	77.846
Total Pentachlorobiphenyls	RA_Total_PENPCB	ng/g	230	14		10546.2	753.964	889.879	2935.35	6602.47	737.96	1578.02	2464.14	3990.28	3580.76	960.423	1256.26	98.853	2021.8
Total Tetrachlorobiphenyls	RA_Total_TETPCB	ng/g	230	14		34430.9	2234.68	1553.69	8559.5	23084	988.971	2150.78	9005.13	13027.5	11756.9	1040.21	3201.28	245.911	3604.02
Total Trichlorobiphenyls	RA_Total_TRICPB	ng/g	230	14		18714.9	913.202	601.06	4561.85	16780	438.77	1005.6	8060.53	5540.94	5043.69	362.554	920.105	78.65	1135.8
Total PCB Congeners	RA_Tot_PCB_Cong	ng/g	120	14		68097.4	4172.97	4330.5	18032.6	49530.3	3087.05	6305.08	22805.3	25535.3	23149.7	3463.15	5854.94	462.807	8299.83
Total PCB TEQ (Bird)	RA-TEQ-B-PCB	ng/g				19.5598648	1.40665698	1.0005374	6.1940327	9.8778817	1.01188835	2.2593867	4.103087	8.1714527	7.8315812	1.1399937	2.09739887	0.17030245	2.6302867
Total PCB TEQ (Fish)	RA-TEQ-F-PCB	ng/g				0.0990569	0.00410124	0.0031567	0.02757745	0.04681865	0.003348625	0.00701145	0.02492695	0.04153255	0.0387646	0.01189785	0.006330985	0.000516155	0.01870385
Total PCB TEQ (Mammal)	RA-TEQ-M-PCB	ng/g				0.9705914	0.00701044	0.0066952	0.2404947	0.4182719	0.00669975	0.0136727	0.2953497	0.4341253	0.3932176	0.1771091	0.01099291	0.00086953	0.2365711
TAL Metals and Mercury																			
Aluminum	7429-90-5	mg/kg	7700	25000		7300	6900	5800	6600	9900	6300	7500	4900	7800	7800	12000	6500	4600	11000
Calcium	7440-70-2	mg/kg				910	740 J	2100	1400	1800	2100	1900	1000	2600	2700	2300	1800	6500	2300
Iron	7439-89-6	mg/kg	5500	20000		11000	31000	17000	15000	31000	18000	22000	10000	11000	12000	27000	4500	6100	28000
Magnesium	7439-95-4	mg/kg				1500	1400	1700	1700	3400	1800	2000	1500	2200	2200	2900	680 J	1700	2700
Potassium	7440-09-7	mg/kg				240 J	< 840 U	210 J	280 J	290 J	260 J	240 J	240 J	310 J	320 J	490 J	< 770 U	< 620 U	360 J-
Sodium	7440-23-5	mg/kg				120 J	150 J	270 J	300 J	150 J	320 J	410 J	110 J	280 J	290 J	330 J	230 J	100 J	470 J
Antimony	7440-36-0	mg/kg	3.1	2		< 1.2 U	< 1.6 U	1.9 J+	1.7 J+	1.7 J+	2.0 J+	2.2 J+	< 1.2 U	1.0 J	< 1.7 U	< 2.1 U	< 1.3 U	< 1.2 U	2.2 J+
Arsenic	7440-38-2	mg/kg	0.68	9.8		4.4	1.3	5.7	6.2	7.4	6.6	8.8	3.6	7.4	6.1	8.0	1.6	< 0.61 U	9.9
Barium	7440-39-3	mg/kg	1500	20		59	33	100	78	67	120	110	33	48	42	120	64	16	140
Beryllium	7440-41-7	mg/kg	16			0.35 J-	0.22 J-	0.58 J-	0.54 J-	0.42 J-	0.68 J-	0.78 J-	0.27 J-	0.57 J-	0.62 J-	0.89 J-	0.73 J-	0.22 J-	1.0 J-
Cadmium	7440-43-9	mg/kg	0.71	1		0.54 J	< 0.79 U	1.2	1.1	2.2	1.6	1.6	0.30 J	0.79 J	0.72 J	1.8	0.51 J	< 0.61 U	2.1
Chromium, Total	7440-47-3	mg/kg	0.95	43.4		97 EB	18 EB	67 EB	110 EB	140 EB	72 EB	110 EB	45 EB	180	160	93 EB	28 EB	5.9 EB	130 EB
Cobalt	7440-48-4	mg/kg	2.3	50		2.5	6.1	8.1	6.8	3.8	10	11	3.2	4.2	3.5	10	2.1	0.77	9.7
Copper	7440-50-8	mg/kg	310	31.6		83	8.8	69	81	130	80	95	38	100	93	86	21	3.2	110
Lead	7439-92-1	mg/kg	200	35.8		220	25	200	290	240	230	410	180	400 EB	390 EB	340	57	6.9	500
Manganese	7439-96-5	mg/kg	180	460		110 EB	340 EB	930 EB	680 EB	160 EB	490 EB	1700 EB	200 EB	150 EB	120 JEB	190 EB	97 EB	36 EB	1100 JEB
Nickel	7440-02-0	mg/kg	140	22.7		6.2	3.1	14	13	10	16	17	5.9	13	11	15	3.3	1.7	16
Selenium	7782-49-2	mg/kg	39	11		< 3.0 U	< 3.9 U	1.3 J	1.1 J	< 3.9 U	1.4 J	1.4 J	< 2.9 U	< 4.3 U	< 4.3 U	1.7 J	1.1 J	< 3.1 U	1.8 J
Silver	7440-22-4	mg/kg	39	1		0.59 J	< 0.79 U	0.42 J	0.77	1.0	0.60	0.77	0.25 J	0.99 J+	0.70 J	0.89 J	0.20 J	< 0.61 U	1.0 J+
Thallium	7440-28-0	mg/kg	0.078			< 0.60 UJ	< 0.79 UJ	< 0.60 U	< 0.65 U	< 0.78 U	< 0.59 U	< 0.72 U	< 0.58 U	< 0.86 U	< 0.86 U	< 1.0 UJ	< 0.67 UJ	< 0.61 UJ	< 0.93 U
Vanadium	7440-62-2	mg/kg	39			24	29	26	32	25	29	38	20	33	31	40	13	5.4	50
Zinc	7440-66-6	mg/kg	2300	121		78	21	160	130	180	210	180	57	190 EB	170 EB	190	48	9.4	220
Mercury	7439-97-6	mg/kg	2.3	0.18		1.4	0.090 J	1.0	0.73	1.7	0.72	0.97	0.52	0.87	1.2	1.1	0.72	0.042 J	1.6
TCL VOCs																			
1,1,1-Trichloroethane (TCA)	71-55-6	ug/kg	810000	70		< 7.3 U	< 6.0 UJ	< 6.9 U	< 6.5 U	< 7.6 U	< 5.8 UJ	< 6.8 U	< 6.0 U	< 9.5 U	< 8.7 U	< 10 U	< 7.8 U	< 6.0 U	< 8.6 U
1,1,2,2-TETRACHLOROETHANE	79-34-5	ug/kg	600	250		< 7.3 U	< 6.0 U	< 6.9 U	< 6.5 U	< 7.6 U	< 5.8 U	< 6.8 U	< 6.0 U	< 9.5 U	< 8.7 U	< 10 U	< 7.8 U	< 6.0 U	< 8.6 U
1,1,2-TRICHLORO-1,2,2-TRIFLUOROETHANE	76-13-1	ug/kg	670000			< 7.3 U	< 6.0 UJ	< 6.9 U	< 6.5 U	< 7.6 U	< 5.8 UJ	< 6.8 U	< 6.0 U	< 9.5 U	< 8.7 U	< 10 U	< 7.8 U	< 6.0 U	< 8.6 U
1,1,2-Trichloroethane	79-00-5	ug/kg	150	538		< 7.3 U	< 6.0 U	< 6.9 U	< 6.5 U	< 7.6 U	< 5.8 U	< 6.8 U	< 6.0 U	< 9.5 U	< 8.7 U	< 10 U	< 7.8 U	< 6.0 U	< 700 U
1,1-Dichloroethane	75-34-3	ug/kg	3600	20		< 7.3 U	< 6.0 U	< 6.9 U	< 6.5 U	< 7.6 U	< 5.8 U	< 6.8 U	< 6.0 U	< 9.5 U	< 8.7 U	< 10 U	< 7.8 U	< 6.0 U	< 8.6 U
1,1-Dichloroethene	75-35-4	ug/kg	480	100		< 7.3 U	< 6.0 U	< 6.9 U	< 6.5 U	< 7.6 U	< 5.8 U	< 6.8 U	< 6.0 U	< 9.5 U	< 8.7 U	< 10 U	< 7.8 U	< 6.0 U	< 8.6 U
1,2,3-Trichlorobenzene	87-61-6	ug/kg	6300	113		< 590 U	< 6.0 UJ	< 6.9 U	< 6.5 U	< 7.6 U	< 5.8 UJ	< 6.8 UJ	< 6.0 U	< 9.5 U	< 8.7 U	< 10 U	< 7.8 U	< 6.0 U	< 700 U
1,2,3-TRICHLOROPROPANE	96-18-4	ug/kg	5.1			< 590 U	< 6.0 UJ	< 6.9 U	< 6.5 U	< 7.6 U	< 5.8 U	< 6.8 U	< 6.0 U	< 9.5 U	< 8.7 U	< 10 U	< 7.8 U	< 6.0 U	< 8.6 U
1,2,4-TRICHLOROBENZENE	120-82-1	ug/kg	5800	11		< 590 U	< 6.0 UJ	< 6.9 U	< 6.5 U	< 7.6 U	< 5.8 UJ	< 6.8 UJ	< 6.0 U	< 9.5 U	< 8.7 U	< 10 U	< 7.8 U	< 6.0 U	< 700 U
1,2,4-Trimethylbenzene	95-63-6	ug/kg	30000	97		< 590 U	< 6.0 U	< 6.9 U	< 6.5 U	< 7.6 U	< 5.8 U	< 6.8 U	< 6.0 U	< 9.5 U	< 8.7 U	< 10 U	< 7.8 U	< 6.0 U	< 700 U
1,2-Dibromo-3-Chloropropane	96-12-8	ug/kg	5.3			< 590 U	< 6.0 U	< 6.9 U	< 6.5 U	< 7.6 U	< 5.8 U	< 6.8 U	< 6.0 U	< 9.5 U	< 8.7 U	< 10 U	< 7.8 U	< 6.0 U	< 700 U
1,2-Dibromoethane (Ethylene Dibromide)	106-93-4	ug/kg	36			< 7.3 U	< 6.0 UJ	< 6.9 U	< 6.5 U	< 7.6 U	< 5.8 UJ	< 6.8 U	< 6.0 U	< 9.5 U	< 8.7 U	< 10 U	< 7.8 U	< 6.0 U	< 8.6 U
1,2-Dichlorobenzene	95-50-1	ug/kg	180000	95		< 590 U	< 6.0 UJ	< 6.9 U	< 6.5 U	< 7.6 U	< 5.8 UJ	< 6.8 UJ	< 6.0 U	< 9.5 U	< 8.7 U	< 10 U	< 7.8 U	< 6.0 U	< 700 U
1,2-Dichloroethane	107-06-2	ug/kg	460	986		< 7.3 U	< 6.0 UJ	< 6.9 U	< 6.5 U	< 7.6 U	< 5.8 UJ	< 6.8 U	< 6.0 U	< 9.5 U	< 8.7 U	< 10 U	< 7.8 U	< 6.0 U	< 8.6 U
1,2-DICHLOROPROPANE	78-87-5	ug/kg	1600	428		< 7.3 U	< 6.0 UJ	< 6.9 U	< 6.5 U	< 7.6 U	< 5.8 U	< 6.8 U	< 6.0 U	< 9.5 U	< 8.7 U	< 10 U	< 7.8 U	< 6.0 U	< 8.6 U
1,3,5-Trimethylbenzene (Mesitylene)	108-67-8	ug/kg	27000	164		< 590 U	< 6.0 U	< 6.9 U	< 6.5 U	< 7.6 U	< 5.8 U	< 6.8 U	< 6.0 U	< 9.5 U	< 8.7 U	< 10 U	< 7.8 U	< 6.0 U	< 700 U

Table 28
Phase 2 Reach Sediment Analytical Results
Phase 2 Data Evaluation Summary Memorandum
Lower Neponset River
Boston and Milton, Massachusetts

					Location	24A-0092	24A-0092	24A-0093	24A-0093	24A-0093	24A-0094	24A-0094	24A-0094	24A-0095	24A-0095	24A-0096	24A-0096	24A-0096	24A-0097
					Sample Name	24A-0092-BS	24A-0092-CS	24A-0093-AS	24A-0093-BS	24A-0093-CS	24A-0094-AS	24A-0094-BS	24A-0094-CS	24A-0095-AS	24A-0095-AD	24A-0096-AS	24A-0096-BS	24A-0096-CS	24A-0097-AS
					Sample Date	9/20/2024	9/20/2024	9/30/2024	9/30/2024	9/30/2024	9/30/2024	9/30/2024	9/30/2024	10/23/2024	10/23/2024	9/20/2024	9/20/2024	9/20/2024	10/3/2024
					Sample Type	N	N	N	N	N	N	N	N	N	FD	N	N	N	N
					Depth Interval	0.5 - 1.3 ft	1.3 - 2.7 ft	0 - 0.5 ft	0.5 - 2 ft	2 - 2.8 ft	0 - 0.5 ft	0.5 - 1.7 ft	1.7 - 2.8 ft	0 - 0.5 ft	0 - 0.5 ft	0 - 0.5 ft	0.5 - 3 ft	3 - 3.8 ft	0 - 0.5 ft
Analyte	Cas No.	Units	Human Health PAL	Ecological PAL															
1,3-DICHLOROBENZENE	541-73-1	ug/kg	2600	89	< 590 U	< 6.0 UJ	< 6.9 U	< 6.5 U	< 7.6 U	< 5.8 UJ	< 6.8 UJ	< 6.0 U	< 9.5 U	< 8.7 U	< 10 U	< 7.8 U	< 6.0 U	< 700 U
1,4-DICHLOROBENZENE	106-46-7	ug/kg	2600	30	< 590 U	< 6.0 UJ	< 6.9 U	< 6.5 U	< 7.6 U	< 5.8 UJ	< 6.8 UJ	< 6.0 U	< 9.5 U	< 8.7 U	< 10 U	< 7.8 U	< 6.0 U	< 700 U
2-HEXANONE	591-78-6	ug/kg	20000	45	< 15 U	< 12 U	< 14 U	< 13 U	< 15 U	< 12 U	< 14 U	< 12 U	< 19 U	< 17 U	< 21 U	< 16 U	< 12 U	< 1400 U
ACETONE	67-64-1	ug/kg	7000000	65	< 15 U	15 EB	< 14 U	< 13 U	15 EB	13 EB	27 EB	< 12 U	< 19 U	< 17 U	< 21 U	25 EB	10 JEB	24 EB
Benzene	71-43-2	ug/kg	1200	10	< 7.3 U	< 6.0 U	< 6.9 U	< 6.5 U	< 7.6 U	< 5.8 U	< 6.8 U	< 6.0 U	< 9.5 U	< 8.7 U	< 10 U	< 7.8 U	< 6.0 U	< 8.6 U
BROMOCHLOROMETHANE	74-97-5	ug/kg	15000		< 7.3 U	< 6.0 U	< 6.9 U	< 6.5 U	< 7.6 U	< 5.8 U	< 6.8 U	< 6.0 U	< 9.5 U	< 8.7 U	< 10 U	< 7.8 U	< 6.0 U	< 8.6 U
BROMODICHLOROMETHANE	75-27-4	ug/kg	290	210	< 7.3 U	< 6.0 UJ	< 6.9 U	< 6.5 U	< 7.6 U	< 5.8 U	< 6.8 U	< 6.0 U	< 9.5 U	< 8.7 U	< 10 U	< 7.8 U	< 6.0 U	< 8.6 U
BROMOFORM	75-25-2	ug/kg	19000	142	< 590 U	< 6.0 U	< 6.9 U	< 6.5 U	< 7.6 U	< 5.8 U	< 6.8 U	< 6.0 U	< 9.5 U	< 8.7 U	< 10 U	< 7.8 U	< 6.0 U	< 700 U
BROMOMETHANE	74-83-9	ug/kg	680	6.5	< 7.3 U	< 6.0 U	< 6.9 U	< 6.5 U	< 7.6 U	< 5.8 U	< 6.8 U	< 6.0 U	< 9.5 U	< 8.7 U	< 10 U	< 7.8 U	< 6.0 U	< 8.6 U
CARBON DISULFIDE	75-15-0	ug/kg	77000	7.8	< 7.3 U	< 6.0 U	< 6.9 U	< 6.5 U	< 7.6 U	< 5.8 U	< 6.8 U	< 6.0 U	< 9.5 UJ	< 8.7 UJ	< 10 U	< 7.8 U	< 6.0 U	< 8.6 U
CARBON TETRACHLORIDE	56-23-5	ug/kg	650	57	< 7.3 U	< 6.0 UJ	< 6.9 U	< 6.5 U	< 7.6 U	< 5.8 UJ	< 6.8 U	< 6.0 U	< 9.5 U	< 8.7 U	< 10 U	< 7.8 U	< 6.0 U	< 8.6 U
Chlorobenzene	108-90-7	ug/kg	28000	30	< 7.3 U	< 6.0 UJ	< 6.9 U	< 6.5 U	< 7.6 U	< 5.8 UJ	< 6.8 UJ	< 6.0 U	< 9.5 U	< 8.7 U	< 10 U	< 7.8 U	< 6.0 U	< 8.6 U
CHLOROETHANE	75-00-3	ug/kg	540000		< 7.3 U	< 6.0 U	< 6.9 U	< 6.5 U	< 7.6 U	< 5.8 U	< 6.8 U	< 6.0 UJ	< 9.5 U	< 8.7 U	< 10 U	< 7.8 U	< 6.0 U	< 8.6 U
Chloroform	67-66-3	ug/kg	320	87	< 7.3 U	< 6.0 U	< 6.9 U	< 6.5 U	< 7.6 U	< 5.8 U	< 6.8 U	< 6.0 U	< 9.5 U	< 8.7 U	< 10 U	< 7.8 U	< 6.0 U	< 8.6 U
CHLOROMETHANE	74-87-3	ug/kg	11000		< 7.3 U	< 6.0 U	< 6.9 U	< 6.5 U	< 7.6 U	< 5.8 U	< 6.8 U	< 6.0 U	< 9.5 U	< 8.7 U	< 10 U	< 7.8 U	< 6.0 U	< 8.6 U
CIS-1,2-DICHLOROETHYLENE	156-59-2	ug/kg	6300	432	< 7.3 U	< 6.0 U	< 6.9 U	< 6.5 U	< 7.6 U	< 5.8 U	< 6.8 U	< 6.0 U	< 9.5 U	< 8.7 U	< 10 U	< 7.8 U	< 6.0 U	< 8.6 U
cis-1,3-Dichloropropene	10061-01-5	ug/kg	1800		< 7.3 U	< 6.0 U	< 6.9 U	< 6.5 U	< 7.6 U	< 5.8 U	< 6.8 U	< 6.0 U	< 9.5 U	< 8.7 U	< 10 U	< 7.8 U	< 6.0 U	< 700 U
Cyclohexane	110-82-7	ug/kg	650000		< 7.3 U	< 6.0 UJ	< 6.9 U	< 6.5 U	< 7.6 U	< 5.8 U	< 6.8 U	< 6.0 U	< 9.5 U	< 8.7 U	< 10 U	< 7.8 U	< 6.0 U	< 8.6 U
DIBROMOCHLOROMETHANE	124-48-1	ug/kg	8300	198	< 7.3 U	< 6.0 U	< 6.9 U	< 6.5 U	< 7.6 U	< 5.8 U	< 6.8 U	< 6.0 U	< 9.5 U	< 8.7 U	< 10 U	< 7.8 U	< 6.0 U	< 8.6 U
Dichlorodifluoromethane	75-71-8	ug/kg	8700		< 7.3 U	< 6.0 U	< 6.9 U	< 6.5 U	< 7.6 U	< 5.8 U	< 6.8 U	< 6.0 U	< 9.5 U	< 8.7 U	< 10 U	< 7.8 U	< 6.0 U	< 8.6 U
Ethylbenzene	100-41-4	ug/kg	5800	290	< 7.3 U	< 6.0 U	< 6.9 U	< 6.5 U	< 7.6 U	< 5.8 U	< 6.8 U	< 6.0 U	< 9.5 U	< 8.7 U	< 10 U	< 7.8 U	< 6.0 U	< 8.6 U
Isopropylbenzene (Cumene)	98-82-8	ug/kg	190000	35	< 590 U	< 6.0 U	< 6.9 U	< 6.5 U	< 7.6 U	< 5.8 U	< 6.8 U	< 6.0 U	< 9.5 U	< 8.7 U	< 10 U	< 7.8 U	< 6.0 U	< 700 U
m,p-Xylene	179601-23-1	ug/kg	55000		< 7.3 U	< 6.0 U	< 6.9 U	< 6.5 U	< 7.6 U	< 5.8 U	< 6.8 U	< 6.0 U	< 9.5 U	< 8.7 U	< 10 U	< 7.8 U	< 6.0 U	< 8.6 U
METHYL ACETATE	79-20-9	ug/kg	7800000		< 7.3 U	< 6.0 UJ	< 6.9 U	< 6.5 U	< 7.6 U	< 5.8 UJ	6.8	< 6.0 U	< 9.5 U	< 8.7 U	< 10 U	< 7.8 U	< 6.0 U	< 8.6 U
Methyl Ethyl Ketone (2-Butanone)	78-93-3	ug/kg	2700000	7604	< 15 U	< 12 U	< 14 U	< 13 U	< 15 U	< 12 U	< 14 U	< 12 U	< 19 U	< 17 U	< 21 U	< 16 U	< 12 U	< 17 U
METHYL ISOBUTYL KETONE (4-METHYL-2-PENTANONE)	108-10-1	ug/kg	3300000	73	< 15 U	< 12 U	< 14 U	< 13 U	< 15 U	< 12 U	< 14 U	< 12 U	< 19 U	< 17 U	< 21 U	< 16 U	< 12 U	< 1400 U
Methylcyclohexane	108-87-2	ug/kg	9800		< 7.3 U	< 6.0 UJ	< 6.9 U	< 6.5 U	< 7.6 U	< 5.8 U	< 6.8 U	< 6.0 U	< 9.5 U	< 8.7 U	< 10 U	< 7.8 U	< 6.0 U	< 8.6 U
Methylene Chloride	75-09-2	ug/kg	35000	18	< 7.3 U	< 6.0 UJ	< 6.9 U	< 6.5 U	< 7.6 U	< 5.8 UJ	< 6.8 U	< 6.0 U	10 J+	< 8.7 U	< 10 U	< 7.8 U	< 6.0 U	< 8.6 U
o-Xylene (1,2-Dimethylbenzene)	95-47-6	ug/kg	64000		< 7.3 U	< 6.0 U	< 6.9 U	< 6.5 U	< 7.6 U	< 5.8 U	< 6.8 U	< 6.0 U	< 9.5 U	< 8.7 U	< 10 U	< 7.8 U	< 6.0 U	< 8.6 U
Styrene	100-42-5	ug/kg	600000	126	< 7.3 U	< 6.0 U	< 6.9 U	< 6.5 U	< 7.6 U	< 5.8 U	< 6.8 U	< 6.0 U	< 9.5 U	< 8.7 U	< 10 U	< 7.8 U	< 6.0 U	< 8.6 U
TERT-BUTYL METHYL ETHER	1634-04-4	ug/kg	47000	304	< 7.3 U	< 6.0 UJ	< 6.9 U	< 6.5 U	< 7.6 U	< 5.8 UJ	< 6.8 U	< 6.0 U	< 9.5 U	< 8.7 U	< 10 U	< 7.8 U	< 6.0 U	< 8.6 U
Tetrachloroethylene (PCE)	127-18-4	ug/kg	8100	2	< 7.3 U	< 6.0 U	< 6.9 U	< 6.5 U	< 7.6 U	< 5.8 U	< 6.8 U	< 6.0 U	< 9.5 U	< 8.7 U	< 10 U	< 7.8 U	< 6.0 U	< 8.6 U
Toluene	108-88-3	ug/kg	490000	10	< 7.3 U	< 6.0 U	< 6.9 U	< 6.5 U	< 7.6 U	< 5.8 U	< 6.8 U	< 6.0 U	< 9.5 U	< 8.7 U	< 10 U	< 7.8 U	< 6.0 U	< 8.6 U
Trans-1,2-Dichloroethylene	156-60-5	ug/kg	7000	389	< 7.3 U	< 6.0 U	< 6.9 U	< 6.5 U	< 7.6 U	< 5.8 U	< 6.8 U	< 6.0 U	< 9.5 U	< 8.7 U	< 10 U	< 7.8 U	< 6.0 U	< 8.6 U
Trans-1,3-Dichloropropene	10061-02-6	ug/kg	1800		< 7.3 U	< 6.0 U	< 6.9 U	< 6.5 U	< 7.6 U	< 5.8 U	< 6.8 U	< 6.0 U	< 9.5 U	< 8.7 U	< 10 U	< 7.8 U	< 6.0 U	< 700 U
Trichloroethylene (TCE)	79-01-6	ug/kg	410	78	< 7.3 U	< 6.0 U	< 6.9 U	< 6.5 U	< 7.6 U	< 5.8 U	< 6.8 U	< 6.0 U	< 9.5 U	< 8.7 U	< 10 U	< 7.8 U	< 6.0 U	< 8.6 U
Trichlorofluoromethane	75-69-4	ug/kg	2300000		< 7.3 U	< 6.0 UJ	< 6.9 U	< 6.5 U	< 7.6 U	< 5.8 UJ	< 6.8 U	< 6.0 U	< 9.5 U	< 8.7 U	< 10 U	< 7.8 U	< 6.0 U	< 8.6 U
Vinyl Chloride	75-01-4	ug/kg	59	482	< 7.3 U	< 6.0 U	< 6.9 U	< 6.5 U	< 7.6 U	< 5.8 U	< 6.8 U	< 6.0 U	< 9.5 U	< 8.7 U	< 10 U	< 7.8 U	< 6.0 U	< 8.6 U
TCL SVOCs																		
1,2,4,5-TETRACHLOROBENZENE	95-94-3	ug/kg	230	187	< 290 U	< 210 U	< 220 U	< 240 U	< 280 U	< 220 U	< 250 U	< 220 U	< 330 U	< 320 U	< 360 U	< 280 U	< 220 U	< 330 U
1,4-Dioxane (P-Dioxane)	123-91-1	ug/kg	5300		< 110 U	< 84 U	< 86 UJ	< 93 UJ	< 110 U	< 84 UJ	< 100 UJ	< 84 U	< 130 U	< 120 U	< 140 U	< 110 U	< 86 U	< 130 U
1-Methylnaphthalene	90-12-0	ug/kg	18	141	< 290 U	< 210 U	< 220 U	< 240 U	< 280 U	< 220 U	< 250 U	< 220 U	< 330 U	< 320 U	< 360 U	< 280 U	< 220 U	< 330 U
2,3,4,6-TETRACHLOROPHENOL	58-90-2	ug/kg	190000	30	< 290 U	< 210 U	< 220 U	< 240 U	< 280 U	< 220 U	< 250 U	< 220 U	< 330 U	< 320 U	< 360 U	< 280 U	< 220 U	< 330 U
2,4,5-TRICHLOROPHENOL	95-95-4	ug/kg	630000	34	< 290 U	< 210 U	< 220 U	< 240 U	< 280 U	< 220 U	< 250 U	< 220 U	< 330 U	< 320 U	< 360 U	< 280 U	< 220 U	< 330 U
2,4,6-TRICHLOROPHENOL	88-06-2	ug/kg	6300		< 290 U	< 210 U	< 220 U	< 240 U	< 280 U	< 220 U	< 250 U	< 220 U	< 330 U	< 320 U	< 360 U	< 280 U	< 220 U	< 330 U
2,4-DICHLOROPHENOL	120-83-2	ug/kg	19000	57	< 290 U	< 210 U	< 220 U	< 240 U	< 280 U	< 220 U	< 250 U	< 220 U	< 330 U	< 320 U	< 360 U	< 280 U	< 220 U	< 330 U
2,4-DIMETHYLPHENOL	105-67-9	ug/kg	130000	39	< 290 U	< 210 U	< 220 U	< 240 U	< 280 U	< 220 U	< 250 U	< 220 U	< 330 U	< 320 U	< 360 U	< 280 U	< 220 U	< 330 U
2,4-DINITROPHENOL	51-28-5	ug/kg	13000	223	< 560 U	< 410 U	< 420 UJ	< 460 UJ	< 530 U	< 420 U	< 490 U	< 420 U	< 640 U	< 620 U	< 710 UJ	< 550 U	< 430 U	< 640 U
2,4-DINITROTOLUENE	121-14-2	ug/kg	1700	290	< 290 U	< 210 U	< 220 U	< 240 U	< 280 U	< 220 U	< 250 U	< 220 U	< 330 U	< 320 U	< 360 U	< 280 U	< 220 U	< 330 U
2,6-DINITROTOLUENE	606-20-2	ug/kg	360	296	< 290 U	< 210 U	< 220 U	< 240 U	< 280 U	< 220 U	< 250 U	< 220 U	< 330 U	< 320 U	< 360 U	< 280 U	< 220 U	< 330 U
2-CHLORONAPHTHALENE	91-58-7	ug/kg	480000		< 290 U	< 210 U	< 220 U	< 240 U	< 280 U	< 220 U	< 250 U	< 220 U	< 330 U	< 320 U	< 360 U	< 280 U	< 220 U	< 330 U
2-CHLOROPHENOL	95-57-8	ug/kg	39000	55	< 290 U	< 210 U	< 220 U	< 240 U	< 280 U	< 220 U	< 250 U	< 220 U	< 330 U	< 320 U	< 360 U	< 280 U	< 220 U	< 330 U
2-Methylnaphthalene	91-57-6	ug/kg	24000	20.2	< 290 U	< 210 U	< 220 U	< 240 U	< 280 U	< 220 U	< 250 U	< 220 U	< 330 U	< 320 U	< 360 U	< 280 U	< 220 U	< 330 U
2-METHYLPHENOL (O-CRESOL)	95-48-7	ug/kg	320000	119	< 560 U	< 410 U	< 420 U	< 460 U	< 530 U	< 420 U	< 490 U	< 420 U	< 640 U	< 620 U	< 710 U	< 550 U	< 430 U	< 640 U
2-NITROANILINE	88-74-4	ug/kg	63000		< 290 U	< 210 U	< 220 UJ	< 240 UJ	< 280 U	< 220 U	< 250 U	< 220 U	< 330 U	< 320 U	< 360 UJ	< 280 U	< 220 U	< 330 U
2-NITROPHENOL	88-75-5	ug/kg	1900000	168	< 290 U	< 210 U	< 220 U	< 240 U	< 280 U	< 220 U	< 250 U	< 220 U	< 330 U	< 320 U	< 360 U	< 280 U	< 220 U	< 330 U
3,3'-DICHLOROBENZIDINE	91-94-1	ug/kg	1200	31	< 560 U	< 410 U	< 420 U	< 460 U	< 530 U	< 420 U	< 490 U	< 420 U	< 640 U	< 620 U	< 710 U	< 550 U	< 430 U	< 640 U
3-NITROANILINE	99-09-2	ug/kg	25000		< 560 U	< 410 U	< 420 UJ	< 460 UJ	< 530 U	< 420 U	< 490 U	< 420 U	< 640 U	< 620 U	< 710 UJ	< 550 U	< 430 U	< 640 U
4,6-DINITRO-2-METHYLPHENOL	534-52-1	ug/kg	510	1477	< 560 U	< 410 U	< 420 UJ	< 460 UJ	< 530 U	< 420 U	< 490 UJ	< 420 U	< 640 U	< 620 U	< 710 UJ	< 550 U	< 430 U	< 640 U
4-BROMOPHENYL PHENYL ETHER	101-55-3	ug/kg		47	< 290 U	< 210 U	< 220 UJ	< 240 UJ	< 280 U	< 220 U	< 250 U	< 220 U	< 330 U	< 320 U	< 360 U	< 280 U	< 220 U	< 330 U
4-CHLORO-3-METHYLPHENOL	59-50-7	ug/kg	630000	5	< 290 U	< 210 U	< 220 U	< 240 U	< 280 U	< 220 U	< 250 U	< 220 U	< 330 U	< 320 U	< 360 U	< 280 U	< 220 U	< 330 U
4-CHLOROANILINE	106-47-8	ug/kg	2700	0.9	< 560 U	< 410 U	< 420 U	< 460 U	< 530 U	< 420 U	< 490 U	< 420 U	< 640 U	< 620 U	< 710 U	< 550 U	< 430 U	< 640 U
4-CHLOROPHENYL PHENYL ETHER	7005-72-3	ug/kg			< 290 U	< 210 U	< 220 UJ	< 240 UJ	< 280 U	< 220 U	< 250 U	< 220 U	< 330 U	< 320 U	< 360 U	< 280 U	< 220 U	< 330 U
4-METHYLPHENOL (P-CRESOL)	106-44-5	ug/kg	130000	93	< 560 U	< 410 U	< 420 U	< 460 U	< 530 U	< 420 U	< 490 U	< 420 U	< 640 U	< 620 U	< 710 U	< 550 U	< 430 U	< 640 U
4-Nitroaniline	100-01-6	ug/kg	25000		< 560 U	< 410 U	< 420 UJ	< 460 UJ	< 530 U	< 420 U	< 490 U	< 420 U	< 640 U	< 620 U	< 710 UJ	< 550 U	< 430 U	< 640 U
4-NITROPHENOL	100-02-7	ug/kg	1900000	153	< 560 U	< 410 U	< 420 UJ	< 460 UJ	< 530 U	< 420 U	< 490 U	< 420 U	< 640 U	< 620 U	< 710 UJ	< 550 U	< 430 U	< 640 U
Acenaphthene	83-32-9	ug/kg	360000	6.7	< 290 U	< 210 U	< 220 U	< 240 U	< 280 U	57 J	< 250 U	< 220 U	< 330 U	< 320 U	< 360 U	< 280 U	< 220 U	< 330 U
ACENAPHTHYLENE	208-96-8	ug/kg	360000	5.9	< 290 U	< 210 U	< 220 U	< 240 U	< 280 U	95 J	< 250 U	< 220 U	< 330 U	< 320 U	< 360 U	< 280 U	< 220 U	< 330 U
Acetophenone	98-86-2	ug/kg	780000		< 560 U	< 410 U	53 J	< 460 U	< 530 U	60 J	< 490 U	< 420 U	< 640 U	< 620 U	< 710 U	< 550 U	< 430 U	94 J
ANTHRACENE	120-12-7	ug/kg	1800000	57	< 290 U	< 210 U	99 J	91 J	< 280 U	200 J	120 J	< 220 U	< 330 U	< 320 U	< 360 U	< 280 U	< 220 U	66 J

Table 28
Phase 2 Reach Sediment Analytical Results
Phase 2 Data Evaluation Summary Memorandum
Lower Neponset River
Boston and Milton, Massachusetts

					Location	24A-0092	24A-0092	24A-0093	24A-0093	24A-0093	24A-0094	24A-0094	24A-0094	24A-0095	24A-0095	24A-0096	24A-0096	24A-0096	24A-0097
					Sample Name	24A-0092-BS	24A-0092-CS	24A-0093-AS	24A-0093-BS	24A-0093-CS	24A-0094-AS	24A-0094-BS	24A-0094-CS	24A-0095-AS	24A-0095-AD	24A-0096-AS	24A-0096-BS	24A-0096-CS	24A-0097-AS
					Sample Date	9/20/2024	9/20/2024	9/30/2024	9/30/2024	9/30/2024	9/30/2024	9/30/2024	9/30/2024	10/23/2024	10/23/2024	9/20/2024	9/20/2024	9/20/2024	10/3/2024
					Sample Type	N	N	N	N	N	N	N	N	N	FD	N	N	N	N
					Depth Interval	0.5 - 1.3 ft	1.3 - 2.7 ft	0 - 0.5 ft	0.5 - 2 ft	2 - 2.8 ft	0 - 0.5 ft	0.5 - 1.7 ft	1.7 - 2.8 ft	0 - 0.5 ft	0 - 0.5 ft	0 - 0.5 ft	0.5 - 3 ft	3 - 3.8 ft	0 - 0.5 ft
Analyte	Cas No.	Units	Human Health PAL	Ecological PAL															
ATRAZINE	1912-24-9	ug/kg	2400	0.3	< 560 U	< 410 U	< 420 U	< 460 U	< 530 U	< 420 U	< 490 U	< 420 U	< 640 U	< 620 U	< 710 U	< 550 U	< 430 U	< 640 U
BENZALDEHYDE	100-52-7	ug/kg	170000	59	< 560 U	< 410 U	< 420 U	< 460 U	< 530 U	< 420 U	< 490 U	< 420 U	< 640 U	< 620 U	< 710 U	< 550 U	< 430 U	< 640 U
BENZO(A)ANTHRACENE	56-55-3	ug/kg	1100	108	88 J	< 210 U	480	320	< 280 U	950	520	160 J	67 J	64 J	290 J	83 J	< 220 U	330
BENZO(A)PYRENE	50-32-8	ug/kg	110	150	< 290 U	< 210 U	300	180 J	< 280 U	590	300	160 J	< 330 U	< 320 U	160 J	< 280 U	< 220 U	150 J
Benzo(B)Fluoranthene	205-99-2	ug/kg	1100	190	120 J	< 210 U	840	450	< 280 U	1600	800	210 J	87 J	73 J	590	110 J	< 220 U	630
Benzo(G,H,I)Perylene	191-24-2	ug/kg	180000	170	< 290 U	< 210 U	< 220 U	< 240 U	< 280 U	83 J	< 250 U	110 J	< 330 U	< 320 U	< 360 U	< 280 U	< 220 U	< 330 U
Benzo(K)Fluoranthene	207-08-9	ug/kg	11000	240	< 290 U	< 210 U	270	140 J	< 280 U	490	250	64 J	< 330 U	< 320 U	180 J	< 280 U	< 220 U	190 J
BENZYL BUTYL PHTHALATE	85-68-7	ug/kg	290000	100	< 290 U	< 210 U	< 220 U	< 240 U	< 280 U	< 220 U	< 250 U	< 220 U	< 330 U	< 320 U	< 360 U	< 280 U	< 220 U	< 330 U
BIPHENYL (DIPHENYL)	92-52-4	ug/kg	4700	198	< 290 U	< 210 U	< 220 U	< 240 U	< 280 U	< 220 U	< 250 U	< 220 U	< 330 U	< 320 U	< 360 U	< 280 U	< 220 U	< 330 U
BIS(2-CHLOROETHOXY) METHANE	111-91-1	ug/kg	19000		< 290 U	< 210 U	< 220 U	< 240 U	< 280 U	< 220 U	< 250 U	< 220 U	< 330 U	< 320 U	< 360 U	< 280 U	< 220 U	< 330 U
BIS(2-CHLOROETHYL) ETHER (2-CHLOROETHYL ETHER)	111-44-4	ug/kg	230		< 560 U	< 410 U	< 420 U	< 460 U	< 530 U	< 420 U	< 490 U	< 420 U	< 640 U	< 620 U	< 710 U	< 550 U	< 430 U	< 640 U
BIS(2-CHLOROISOPROPYL) ETHER	108-60-1	ug/kg	310000		< 560 U	< 410 U	< 420 U	< 460 U	< 530 U	< 420 U	< 490 U	< 420 U	< 640 U	< 620 U	< 710 U	< 550 U	< 430 U	< 640 U
BIS(2-ETHYLHEXYL) PHTHALATE	117-81-7	ug/kg	39000	180	< 290 U	< 210 U	240	190 J	< 280 U	520	360	110 J	< 330 U	< 320 U	190 J	< 280 U	< 220 U	270 J
Caprolactam	105-60-2	ug/kg	3100000		< 560 U	< 410 U	< 420 U	< 460 U	< 530 U	< 420 U	< 490 U	< 420 U	< 640 U	< 620 U	< 710 U	< 550 U	< 430 U	< 640 U
CARBAZOLE	86-74-8	ug/kg	240000	69	< 560 U	< 410 U	58 J-	< 460 UJ	< 530 U	120 J	< 490 U	< 420 U	< 640 U	< 620 U	< 710 U	< 550 U	< 430 U	< 640 U
CHRYSENE	218-01-9	ug/kg	110000	166	100 J	< 210 U	620	340	< 280 U	1200	590	170 J	71 J	65 J	410	97 J	< 220 U	450
DIBENZ(A,H)ANTHRACENE	53-70-3	ug/kg	110	33	< 290 U	< 210 U	100 J	59 J	< 280 U	200 J	99 J	< 220 U	< 330 U	< 320 U	< 360 U	< 280 U	< 220 U	77 J
Dibenzofuran	132-64-9	ug/kg	7800	510	< 290 U	< 210 U	< 220 UJ	< 240 UJ	< 280 U	< 220 U	< 250 U	< 220 U	< 330 U	< 320 U	< 360 U	< 280 U	< 220 U	< 330 U
Diethyl Phthalate	84-66-2	ug/kg	5100000	630	< 290 U	< 210 U	< 220 U	< 240 U	< 280 U	< 220 U	< 250 U	< 220 U	< 330 U	< 320 U	< 360 U	< 280 U	< 220 U	< 330 U
DIMETHYL PHTHALATE	131-11-3	ug/kg	5100000	678	< 290 U	< 210 U	< 220 U	< 240 U	< 280 U	< 220 U	< 250 U	< 220 U	< 330 U	< 320 U	< 360 U	< 280 U	< 220 U	< 330 U
Di-N-Butyl Phthalate	84-74-2	ug/kg	630000	11	< 290 U	< 210 U	< 220 U	< 240 U	< 280 U	< 220 U	< 250 U	< 220 U	< 330 U	< 320 U	< 360 U	< 280 U	< 220 U	< 330 U
DI-N-OCTYLPHTHALATE	117-84-0	ug/kg	63000	39	< 560 U	< 410 U	< 420 U	< 460 U	< 530 U	< 420 U	< 490 U	< 420 U	< 640 U	< 620 U	< 710 U	< 550 U	< 430 U	< 640 U
FLUORANTHENE	206-44-0	ug/kg	240000	423	200 J	< 210 U	1200	730	71 J	2400	1200	340	150 J	150 J	740	180 J	< 220 U	870
FLUORENE	86-73-7	ug/kg	240000	77	< 290 U	< 210 U	< 220 UJ	< 240 UJ	< 280 U	61 J	< 250 U	< 220 U	< 330 U	< 320 U	< 360 U	< 280 U	< 220 U	< 330 U
HEXACHLOROBENZENE	118-74-1	ug/kg	78	20	< 290 U	< 210 U	< 220 U	< 240 U	< 280 U	< 220 U	< 250 U	< 220 U	< 330 U	< 320 U	< 360 U	< 280 U	< 220 U	< 330 U
Hexachlorobutadiene	87-68-3	ug/kg	1200		< 290 U	< 210 U	< 220 U	< 240 U	< 280 U	< 220 U	< 250 U	< 220 U	< 330 U	< 320 U	< 360 U	< 280 U	< 220 U	< 330 U
HEXACHLOROCYCLOPENTADIENE	77-47-4	ug/kg	180	6.5	< 560 U	< 410 U	< 420 U	< 460 U	< 530 U	< 420 U	< 490 U	< 420 U	< 640 U	< 620 U	< 710 U	< 550 U	< 430 U	< 640 U
HEXACHLOROETHANE	67-72-1	ug/kg	1800	27	< 290 U	< 210 U	< 220 U	< 240 U	< 280 U	< 220 U	< 250 U	< 220 U	< 330 U	< 320 U	< 360 U	< 280 U	< 220 U	< 330 U
INDENO(1,2,3-C,D)PYRENE	193-39-5	ug/kg	1100	200	< 290 U	< 210 U	260	130 J	< 280 U	510	240 J	88 J	< 330 U	< 320 U	150 J	< 280 U	< 220 U	150 J
ISOPHORONE	78-59-1	ug/kg	570000	876	< 290 U	< 210 U	< 220 U	< 240 U	< 280 U	< 220 U	< 250 U	< 220 U	< 330 U	< 320 U	< 360 U	< 280 U	< 220 U	< 330 U
Naphthalene	91-20-3	ug/kg	2000	176	< 290 U	< 210 U	< 220 U	< 240 U	< 280 U	< 220 U	< 250 U	< 220 U	< 330 U	< 320 U	< 360 U	< 280 U	< 220 U	< 330 U
NITROBENZENE	98-95-3	ug/kg	5100	407	< 290 U	< 210 U	< 220 U	< 240 U	< 280 U	< 220 U	< 250 U	< 220 U	< 330 U	< 320 U	< 360 U	< 280 U	< 220 U	< 330 U
N-NITROSODI-N-PROPYLAMINE	621-64-7	ug/kg	78		< 290 U	< 210 U	< 220 U	< 240 U	< 280 U	< 220 U	< 250 U	< 220 U	< 330 U	< 320 U	< 360 U	< 280 U	< 220 U	< 330 U
N-NITROSODIPHENYLAMINE	86-30-6	ug/kg	110000	110	< 290 U	< 210 U	< 220 U	< 240 U	< 280 U	< 220 U	< 250 U	< 220 U	< 330 U	< 320 U	< 360 U	< 280 U	< 220 U	< 330 U
PENTACHLOROPHENOL	87-86-5	ug/kg	1000	10	< 560 U	< 410 U	< 420 U	< 460 U	< 530 U	< 420 U	< 490 U	< 420 U	< 640 U	< 620 U	< 710 U	< 550 U	< 430 U	< 640 U
PHENANTHRENE	85-01-8	ug/kg	1800000	204	120 J	< 210 U	470	430	< 280 U	930	540	210 J	98 J	110 J	280 J	< 280 U	< 220 U	330
PHENOL	108-95-2	ug/kg	1900000	175	< 560 U	< 410 U	< 420 U	< 460 U	< 530 U	< 420 U	< 490 U	< 420 U	< 640 U	< 620 U	< 710 U	< 550 U	< 430 U	< 640 U
PYRENE	129-00-0	ug/kg	180000	195	170 J	< 210 U	760	490	< 280 U	1600	790	310	130 J	130 J	420	160 J	< 220 U	470
TOTAL ORGANIC CARBON	TOC	mg/kg			49000	3000	64000	43000	44000	73000	69000	26000	55000	61000	99000	61000	4900	110000

Table 28
Phase 2 Reach Sediment Analytical Results
Phase 2 Data Evaluation Summary Memorandum
Lower Neponset River
Boston and Milton, Massachusetts

					Location	24A-0097	24A-0097	24A-0098	24A-0098	24A-0098	24A-0098	24A-0099	24A-0099	24A-0100	24A-0101	24A-0101	24A-0101	24A-0102	24A-0103
					Sample Name	24A-0097-BS	24A-0097-CS	24A-0098-AS	24A-0098-BS	24A-0098-CS	24A-0098-AD	24A-0099-AS	24A-0099-BS	24A-0100-AS	24A-0101-AS	24A-0101-BS	24A-0101-CS	24A-0102-AS	24A-0103-AS
					Sample Date	10/3/2024	10/3/2024	9/30/2024	9/30/2024	9/30/2024	9/30/2024	9/30/2024	9/30/2024	10/23/2024	9/30/2024	9/30/2024	9/30/2024	10/23/2024	9/26/2024
					Sample Type	N	N	N	N	N	FD	N	N	N	N	N	N	N	N
					Depth Interval	0.5 - 2.2 ft	2.2 - 4.1 ft	0 - 0.5 ft	0.5 - 1.6 ft	1.6 - 2.4 ft	0 - 0.5 ft	0 - 0.5 ft	0.5 - 1 ft	0 - 0.5 ft	0 - 0.5 ft	0.5 - 1.5 ft	1.5 - 2.4 ft	0 - 0.5 ft	0 - 0.5 ft
Analyte	Cas No.	Units	Human Health PAL	Ecological PAL															
Grain Size																			
%CLAY	%CLAY	%			9.6	0	1.6	6.2	1.5	6.2	0	0	0	0	0	0	0	0	
%COARSE SAND >.5-1MM (USDA classification)	%COARSESAND	%			0	3.5	0	0	8.7	0	0.9	9.6	2.3	0	16.1	11.9	0	0	
%FINE SAND >.125-.25 mm (USDA classification)	%FINE SAND	%			15.0	33.8	31.6	47.1	0	26.5	44.0	49.6	33.9	26.4	1.9	17.4	63.6	23.2	
%MEDIUM SAND >.25-5 mm (USDA classification)	%MEDIUM SAND	%			2.1	33.6	13.9	6.9	0	9.0	3.8	15.4	4.7	5.1	45.5	35.2	1.7	4.8	
Gravel	GRAVEL	%			0	1.9	0	0	16.2	0	0.4	20.5	9.2	0	36.5	29.9	0	0	
Hydrometer, Reading 1, Percent Passing	HYD01	%			29.3	1.2	1.6	6.2	5.2	10.6	0	0	6.5	0	0	1.4	0	2.1	
Hydrometer, Reading 2, Percent Passing	HYD02	%			25.4	1.2	1.6	6.2	1.5	6.2	0	0	6.5	0	0	0	0	0	
Hydrometer, Reading 3, Percent Passing	HYD03	%			21.4	0	1.6	6.2	1.5	6.2	0	0	1.9	0	0	0	0	0	
Hydrometer, Reading 4, Percent Passing	HYD04	%			13.5	0	1.6	6.2	1.5	6.2	0	0	0	0	0	0	0	0	
Hydrometer, Reading 5, Percent Passing	HYD05	%			9.6	0	1.6	6.2	1.5	6.2	0	0	0	0	0	0	0	0	
Hydrometer, Reading 6, Percent Passing	HYD06	%			1.7	0	1.6	6.2	1.5	6.2	0	0	0	0	0	0	0	0	
Hydrometer, Reading 7, Percent Passing	HYD07	%			0	0	0	1.8	0	1.8	0	0	0	0	0	0	0	0	
Sand	308075-07-2	%			17.1	70.9	45.5	54.0	8.7	35.5	48.7	74.6	40.9	31.5	63.5	64.5	65.3	28.0	
SIEVE NO. 10, PERCENT PASSING (2.00 mm)	SIEVE10	%			100.0	94.6	100.0	100.0	75.1	100.0	98.7	69.9	88.5	100.0	47.4	58.2	100.0	100.0	
SIEVE NO. 40, PERCENT PASSING (0.425 mm)	SIEVE40	%			97.9	61.0	86.1	93.1	75.1	91.0	94.9	54.5	83.8	94.9	1.9	23.0	98.3	95.2	
SIEVE NO. 80, PERCENT PASSING	SIEVE80	%			88.8	36.2	74.7	69.9	75.1	85.3	67.8	27.2	72.8	83.5	0	14.1	82.3	88.9	
SIEVE, NO. 20, PERCENT PASSING (0.85 mm)	SIEVE20	%			99.2	84.9	92.3	97.0	75.1	95.3	97.2	61.9	87.0	98.4	26.0	41.2	99.6	96.7	
SIEVE, NO. 60, PERCENT PASSING	SIEVE60	%			93.2	47.7	80.1	86.5	75.1	91.0	81.2	39.4	78.7	90.8	0	17.5	94.7	92.0	
Sieve-U.S. Std. No. 100 (0.15mm)	SIEVEUS100	%			87.1	34.7	71.3	64.0	75.1	82.8	65.5	21.2	68.4	82.5	0	13.8	68.2	87.5	
Sieve-U.S. Std. No. 200 (0.075mm)	SIEVEUS200	%			82.9	27.2	54.5	46.0	75.1	64.5	50.9	4.9	49.9	68.5	0	5.6	34.7	72.0	
Sieve-U.S. Std. No. 4 (4.75mm)	SIEVEUS4	%			100.0	98.1	100.0	100.0	83.8	100.0	99.6	79.5	90.8	100.0	63.5	70.1	100.0	100.0	
Sieve-US Std. 0.375-inch (9.5 mm)	SIEVE0.375IN	%			100.0	100.0	100.0	100.0	91.6	100.0	100.0	96.9	99.9	100.0	83.3	86.9	100.0	100.0	
Sieve-US Std. 0.75-inch (19 mm)	SIEVE0.75IN	%			100.0	100.0	100.0	100.0	100.0	100.0	100.0	100.0	100.0	100.0	100.0	100.0	100.0	100.0	
Sieve-US Std. 1.5-inch (37.5 mm)	SIEVE1.5IN	%			100.0	100.0	100.0	100.0	100.0	100.0	100.0	100.0	100.0	100.0	100.0	100.0	100.0	100.0	
SIEVE-US std. 1-inch (25 mm)	SIEVE1INCH	%			100.0	100.0	100.0	100.0	100.0	100.0	100.0	100.0	100.0	100.0	100.0	100.0	100.0	100.0	
SIEVE-US std. 2-inch (50 mm)	SIEVE2INCH	%			100.0	100.0	100.0	100.0	100.0	100.0	100.0	100.0	100.0	100.0	100.0	100.0	100.0	100.0	
SILT	445	%			73.3	27.2	53.0	39.8	73.6	58.3	50.9	4.9	49.9	68.5	0	5.6	34.7	72.0	
PCDD/F																			
1,2,3,4,6,7,8-HpCDD	35822-46-9	pg/g	480	500	3540 J	74 J	2550	2980	1660	2630	1470	569	1560	2770	2700	830	1150	2380 J	
1,2,3,4,6,7,8-HpCDF	67562-39-4	pg/g	480	50	1400 J	43.8 J	1560	1280	761	1520	763	261	978	1500	1140	399	679	1410 J	
1,2,3,4,7,8,9-HpCDF	55673-89-7	pg/g	480	50	52.3 J	1.18 J	48.3	47.5	25.7	53.3	23.9	9.83	23.7	49.4	44.4	12.9	27.4	45.4 J	
1,2,3,4,7,8-HxCDD	39227-28-6	pg/g	48	1	26.6 J	0.88 J	26.5 J+	20.3 J+	9.3 J+	26.7 J+	11.9 J+	5.1 J+	14.4	26 J+	19.7 J+	6.35 J+	12.5 JN	26.8 J	
1,2,3,4,7,8-HxCDF	70648-26-9	pg/g	48	5	91.2	1.65 J	78.8 JN	87.9	37.9	88.9 JN	41.8	14	33.1	96.8	75.6	18.6	43.8	92.5 J	
1,2,3,6,7,8-HxCDD	57653-85-7	pg/g	48	50	164 J	4.17 J	114	139	78	117	65.6	26.5	92.6	126	119	37	66.2	103 J	
1,2,3,6,7,8-HxCDF	57117-44-9	pg/g	48	5	41.8 J	0.951 J	37 JN	41.5	18.5	47.6	23.5	7.06 JN	21	45.8	34.7	9.5	27.6	49.5 J	
1,2,3,7,8,9-HxCDD	19408-74-3	pg/g	48	50	73.8 J	1.96 JN	67.5	60.3	34.2	68.4	33.7	13.9	44.7	72.3	57.2	18.2	37.6	67 J	
1,2,3,7,8,9-HxCDF	72918-21-9	pg/g	48	5	< 0.749 U	< 0.274 U	< 1.22 U	< 1.26 U	< 1.09 U	< 1.49 U	< 0.943 U	< 0.531 U	< 1.32 U	< 1.08 U	< 1.1 U	< 0.516 U	< 2.22 U	< 1.28 U	
1,2,3,7,8-PeCDD	40321-76-4	pg/g	4.8	0.5	14.7 J	0.36 JN	10.3 J	9.75 J	< 6.12 UJ	10.8 J	5.23 J	2.49 J	6.33 JN	11.5	8.96 J	2.37 JN	5.37 J	10.6	
1,2,3,7,8-PeCDF	57117-41-6	pg/g	160	10	21.5 J	0.356 J	11.2	15.1	7.18	11.6	5.64 JN	2.52 J	8.84	11.4	13.1	4.38 J	6.76	10.1	
2,3,4,6,7,8-HxCDF	60851-34-5	pg/g	48	5	52 J	1.22 J	40.1	47.3	21.2	36.3 JN	27.3	9.74	25.8	45.8	41.7	11.1	25.1 JN	45.2 J	
2,3,4,7,8-PeCDF	57117-31-4	pg/g	16	1	136 J	1.76 J	41.9 J+	83.8 J+	40.2 J+	41.8 J+	34 J+	13.5 J+	37.2 J	43.7 J+	74 J+	19.9 J+	25.7 J	38.6 J	
2,3,7,8-TCDD	1746-01-6	pg/g	4.8	0.5	7.16 J	< 0.97 UJ	2.8 J	4.59 JN	< 10.1 UJ	3 J	2.47 JN	0.904 J	2.19 JN	3 J	3.55 J	1.28 J	< 2.33 UJ	2.19 JN	
2,3,7,8-TCDF	51207-31-9	pg/g	48	10	58.2 J	0.83 J	24	32.5	20.8	19.2	17.2	6.71	36.3	19	32.8	14.7	11.1	15.6 J	
OCDD	3268-87-9	pg/g	16000	5000	34500 JEB	528 JEB	17700 EB	23600 JEB	15200 EB	17800 EB	11300 EB	4280 EB	11400	18900 EB	20800 JEB	7500 EB	7790	16800 JEB	
OCDF	39001-02-0	pg/g	16000	5000	1730 J	40.2 J	1630	1490	870	1660	893	296	831	1660	1400	437	810	1640 J	
Total HpCDD	RA_Total_HpCDD	pg/g			6350	127.5	4530	5170	3020	4650	2590	1021	2860	4860	4760	1542	2106	4270	
Total HpCDF	RA_Total_HpCDF	pg/g			3493.3	95.006	2939.2	2858.6	1739.5	2886.3	1576.1	564.03	2114.7	2939.7	2496.2	882.93	1361.7	2686.8	
Total HxCDD	RA_Total_HxCDD	pg/g	100		1041.04	26.715	702.42	824.13	440.84	702.05	431.61	144.19	577.4	866.56	771.78	243.44	379.7	807.1	
Total HxCDF	RA_Total_HxCDF	pg/g			1236.5	33.305	817.25	1116.22	599.57	907.53	628.91	176.23	741.07	1109.03	950.49	294.964	622.73	1059.78	
Total PeCDD	RA_Total_PeCDD	pg/g			127.44	2.866	106.94	111.57	66.21 U	110.81	58.477	28.189	59.34	96.65	88.85	28.825	47.39	93.19	
Total PeCDF	RA_Total_PeCDF	pg/g			909.49	16.637	513.278	740.59	338.63	531.809	359.197	134.8	313.53	482.351	608.38	175.161	290.69	452.208	
Total TCDD	RA_Total_TCDD	pg/g			53.253	1.017 U	37.971	41.77	< 10.1 U	39.33	22.2	8.2	17.07	41.641	38.503	7.807	6.37 U	32.53	
Total TCDF	RA_Total_TCDF	pg/g			1079.21	10.757	288.21	641.93	318.68	274.44	259.57	97.064	225.73	339.57	603.15	159.23	202.31	265.26	
Total PCDD/F TEQ (Bird)	RA-TEQ-B-DF	pg/g			268.746	4.23002	125.491	177.019	85.277	122.894	83.9033	32.5809	109.8101	127.29	160.479	50.8582	66.617	114.568	
Total PCDD/F TEQ (Fish)	RA-TEQ-F-DF	pg/g			149.709	2.76332	87.031	107.197	46.165	89.033	52.6033	20.3744	58.7401	92.013	95.381	27.9437	45.125	85.973	
Total PCDD/F TEQ (Mammal)	RA-TEQ-M-DF	pg/g			174.857	3.42504	112.178	133.415	63.5534	114.969	66.3961	25.5917	76.0215	120.484	118.677	36.0965	56.8168	108.519	
PCB Congeners																			
PCB-001	2051-60-7	ng/g	230	14	4.84 J	0.512 J	23.8	17.9	5.42	39.7	18.3	8.02	1.88 J	61 J	13.9	1.18	37.6 J	50.9 J	
PCB-002	2051-61-8	ng/g	230	14	0.545	< 0.0234 U	< 0.0477 UJ	1.05 J	< 0.048 UJ	0.62 J	< 0.048 UJ	< 0.0472 UJ	< 0.0481 UJ	0.696 J	< 0.0476 UJ	< 0.0475 UJ	< 0.047 UJ	0.865	
PCB-003	2051-62-9	ng/g	230	14	4.21 J	< 0.0241 UJ	11.7	15.2	4.82	18.5	17.8	4.55	< 0.0495 UJ	20.3	7.23	0.836	20.3 J	18.7 J	
PCB-004/010	PCB-4/10	ng/g	230	14	81.2 J	3.66 J	66 J	113 J	49.5 J	101 J	63.9 J	19.7	7.23 J	106 J	79.9 J	10.9	114 J	101 J	
PCB-005/008	PCB-5/8	ng/g	230	14	69.6 J	5.82	54.7 J	155 J	63.2 J	108 J	93.6 J	33.5	9.77 J	113 J	102 J	17.5	92.2 J	73.9 J	
PCB-006	25569-80-6	ng/g	230	14	42.3 J	2.58	9.8	53.7 J	35	13.4	17	7.91	3.81 J	15.9	21.8	5.75	24.2 J	14.8 J	
PCB-007/009	PCB-7/9	ng/g	230	14	3.86 J+	0.271	1.79	8.22	3.22	2.12	2.66	1.24	< 0.0875 UJ	2.7	3.26	0.831	3.67 J	2.79 J	
PCB-011	2050-67-1	ng/g	230	14	12 J+	< 0.0221 U	2.05	21.5	11.8	2.49	3.34	2.2	0.855 J	2.87	10.2	2.01	5.73 J	3.53 J	
PCB-012/013	PCB-12/13	ng/g	230	14	40 J	< 0.0549 U	6.37	86.9 J	42.8 J	7.6	12.4	8.62	2.69 J	9.11	39.5 J	5.87	19.7 J	10.5 J	
PCB-014	34883-41-5	ng/g	230	14	< 0.0215 U	< 0.0216 U	< 0.0442 U	< 0.0431 U	< 0.0444 U	< 0.0445 U	< 0.0444 U	< 0.0437 U	< 0.0445 U	< 0.0434 U	< 0.044 U	< 0.0439 U	< 0.0435 U	< 0.0444 U	
PCB-015	2050-68-2	ng/g	230	14	830 J	4.5	54 J	1050 J	470 J	65.6 J	118 J	84 J	26.2 J	87.6 J	526 J	109 J	153 J	74.1 J	
PCB-016/032	PCB-16/32	ng/g	230	14	2780 J	22.7 J	44.2 J	1830 J	939 J	48.3 J	75.1 J	84.8 J	49 J	49.3 J	802 J	235 J	128 J	65.9 J	

Table 28
Phase 2 Reach Sediment Analytical Results
Phase 2 Data Evaluation Summary Memorandum
Lower Neponset River
Boston and Milton, Massachusetts

					Location	24A-0097	24A-0097	24A-0098	24A-0098	24A-0098	24A-0098	24A-0099	24A-0099	24A-0100	24A-0101	24A-0101	24A-0101	24A-0102	24A-0103
					Sample Name	24A-0097-BS	24A-0097-CS	24A-0098-AS	24A-0098-BS	24A-0098-CS	24A-0098-AD	24A-0099-AS	24A-0099-BS	24A-0100-AS	24A-0101-AS	24A-0101-BS	24A-0101-CS	24A-0102-AS	24A-0103-AS
					Sample Date	10/3/2024	10/3/2024	9/30/2024	9/30/2024	9/30/2024	9/30/2024	9/30/2024	9/30/2024	10/23/2024	9/30/2024	9/30/2024	9/30/2024	10/23/2024	9/26/2024
					Sample Type	N	N	N	N	N	FD	N	N	N	N	N	N	N	N
					Depth Interval	0.5 - 2.2 ft	2.2 - 4.1 ft	0 - 0.5 ft	0.5 - 1.6 ft	1.6 - 2.4 ft	0 - 0.5 ft	0 - 0.5 ft	0.5 - 1 ft	0 - 0.5 ft	0 - 0.5 ft	0.5 - 1.5 ft	1.5 - 2.4 ft	0 - 0.5 ft	0 - 0.5 ft
Analyte	Cas No.	Units	Human Health PAL	Ecological PAL														
PCB-017	37680-66-3	ng/g	230	14	1190 J	11.5 J	32.2 EB	1020 JEB	610 JEB	39.8 EB	37.7 EB	20.1 EB	16.8 J	37.8 EB	359 JEB	99.8 JEB	79.5 J	45.6 JEB
PCB-018	37680-65-2	ng/g	230	14	1200 J	16.6 J	19.8 EB	467 JEB	550 JEB	17.1 EB	23.3 EB	16.1 EB	31.4 J	18.8 EB	243 JEB	76.4 JEB	64.3 J	30.1 JEB
PCB-019	38444-73-4	ng/g	230	14	704 J	4.95 J	21.3	517 J	279 J	23.6	25.8	23.7	32 J	26	198 J	59.3 J	52.5 J	37.9 J
PCB-020/021/033	PCB-20/21/33	ng/g	230	14	606 J	9.39 J	7.9 J	360 J	182 J	8 J	11.2 J	8.39 J	19.6	6.54 J	172 J	49 J	21.2	11.4 J
PCB-022	38444-85-8	ng/g	230	14	915 J	7.7 J	8.31	603 J	240 J	7.54	12.6	11	9.74 J	10.4	265 J	67.4 J	33 J	11.3 J
PCB-023/034	PCB-23/34	ng/g	230	14	23.7 J	0.268 J	0.776	13.2	9.7	0.712	0.968	0.685	< 0.0831 UJ	0.857	5.45	1.74	2.6 J	1.23 J
PCB-024/027	PCB-24/27	ng/g	230	14	344 J	2.61 J	13.7	343 J	159 J	14.9	15.8	16	8.21 J	15.7	122 J	32.5	33.7 J	24.8 J
PCB-025	55712-37-3	ng/g	230	14	684 J	5.56 J	15.1	423 J	325 J	15.5	23.8	20.7	10.6 J	17.4	205 J	50.7 J	59.3 J	24.9 J
PCB-026	38444-81-4	ng/g	230	14	1370 J	11.2 J	22.9	871 J	645 J	23.3	41.3 J	40 J	21.3 J	26.9	418 J	113 J	99.2 J	40.4 J
PCB-028	7012-37-5	ng/g	230	14	5410 J	40.2 J	53.2 J	2690 J	1530 J	53.2 J	95.3 J	122 J	59.4 J	80.9 J	1590 J	454 J	210 J	74.4 J
PCB-029	15862-07-4	ng/g	230	14	1.42	< 0.0283 U	< 0.0578 U	1.14	< 0.0581 U	< 0.0583 U	< 0.0582 U	< 0.0572 U	< 0.0583 U	< 0.0568 U	< 0.0576 U	< 0.0575 U	< 0.057 U	< 0.0581 U
PCB-030	35693-92-6	ng/g	230	14	2.16 J	< 0.0282 UJ	< 0.0576 U	1.37	0.67	< 0.0581 U	< 0.058 U	< 0.057 U	< 0.0581 U	< 0.0566 U	0.439	< 0.0573 U	< 0.0568 U	< 0.0579 UJ
PCB-031	16606-02-3	ng/g	230	14	1240 J	19 J	45.5 J	762 J	640 J	47.2 J	69.7 J	56.2 J	44.8 J	56.2 J	467 J	122 J	160 J	70.4 J
PCB-035	37680-69-6	ng/g	230	14	36.2 J	< 0.0265 UJ	0.84 J	20.9 J+	8.72 J+	< 0.0545 UJ	< 0.0544 U	0.622 J+	< 0.0545 UJ	0.94 J+	11.9 J+	2.71 J+	1.29 J	< 0.0544 U
PCB-036	38444-87-0	ng/g	230	14	< 0.0208 U	< 0.021 U	< 0.0428 U	< 0.0417 U	< 0.043 U	< 0.0431 U	< 0.043 U	< 0.0423 U	< 0.0431 U	< 0.042 U	< 0.0426 U	< 0.0425 U	< 0.0421 U	< 0.043 U
PCB-037	38444-90-5	ng/g	230	14	917 J	6.46 J	13.8	629 J	271 J	15	34.5	31	23.1	24.8	383 J	88.5 J	49.2 J	19 J
PCB-038	53555-66-1	ng/g	230	14	< 0.0312 U	< 0.0314 U	< 0.0642 U	< 0.0626 U	< 0.0645 U	< 0.0646 U	< 0.0645 U	< 0.0635 U	< 0.0647 U	< 0.063 U	< 0.0639 U	< 0.0638 U	< 0.0632 U	< 0.0645 U
PCB-039	38444-88-1	ng/g	230	14	13.9 J	< 0.0203 UJ	< 0.0414 UJ	8.15 J	3.7 J	0.63 J	< 0.0416 UJ	< 0.0409 UJ	< 0.0417 U	0.588 J	3.24 J	< 0.0412 UJ	1.15	0.882 J
PCB-040	38444-93-8	ng/g	230	14	769 J	5.52 J	4.15 J	292 J	179 J	3.85 J	17 J	14.4 J	39.9	3.73 J	202 J	71.6 J	17	7.36 J
PCB-041/064	PCB-41/64	ng/g	230	14	2060 J	16.7 J	43.2 J	1150 J	581 J	41.1 J	94.6 J	75.3 J	56.2 J	40.8 J	810 J	228 J	86.8 J	48.4 J
PCB-042	36559-22-5	ng/g	230	14	1770 J	12 J	18.1	806 J	437 J	17.8	76.8 J	56.5 J	84.1 J	15.6	560 J	183 J	56.9 J	32.3 J
PCB-043/049	PCB-43/49	ng/g	230	14	5040 J	36.2 J	90.4 JEB	2420 JEB	1340 JEB	92.4 JEB	298 JEB	204 JEB	243 J	73 JEB	1670 JEB	525 JEB	223 J	137 JEB
PCB-044	41464-39-5	ng/g	230	14	4610 J	33.6 J	45.3 JEB	1890 JEB	1130 JEB	39 EB	147 JEB	120 JEB	228 J	35.5 EB	1370 JEB	474 JEB	128 J	65.6 JEB
PCB-045	70362-45-7	ng/g	230	14	911 J	6.27 J	7	411 J	225 J	6.96	32.5	23.6	52.2 J	6.55	259 J	90.3 J	21.2	11.1 J
PCB-046	41464-47-5	ng/g	230	14	328 J	2.64 J	2.35	137 J	80.6 J	2.23	8.65	6.78	23.1 J	2.18	87.6 J	33.9	8.78 J	4.26 J
PCB-047/048/075	PCB-47/48/75	ng/g	230	14	2710 J	20.2 J	159 J	1560 J	721 J	155 J	197 J	126 J	110 J	152 J	1050 J	300 J	156 J	191 J
PCB-050	62796-65-0	ng/g	230	14	21.4 J	0.187 J	0.48	12.3	6.46	0.525	1.46	0.961	1.04 J	0.657	6.51	1.93	1.44 J	1.1 J
PCB-051	68194-04-7	ng/g	230	14	376 J	2.64 J	8.02	226 J	104 J	8.58	25.1	16.7	19.9 J	7.25	123 J	37.5	22.2 J	15.2 J
PCB-052/073	PCB-52/73	ng/g	230	14	5620 J	40.7 J	146 J	2480 J	1400 J	125 J	299 J	198 J	257 J	121 J	1800 J	574 J	206 J	173 J
PCB-053	41464-41-9	ng/g	230	14	1080 J	7.43 J	22.1	568 J	282 J	21.3	61.2 J	38.9	58.2 J	18.4	341 J	112 J	47.1 J	36.8 J
PCB-054	15968-05-5	ng/g	230	14	23.2 J	0.191 J	0.965	17.8	7.53	1.04	2.61	1.59	1.33	0.856	8.78	2.47	2.43	2.01 J
PCB-055	74338-24-2	ng/g	230	14	32.9 J	0.246	< 0.0788 U	15.7	5.4	< 0.0794 U	< 0.0793 U	0.66	< 0.0795 U	0.315	10.1	2.44	0.915	< 0.0792 UJ
PCB-056/060	PCB-56/60	ng/g	230	14	1240 J	11.6 J	18.1	699 J	264 J	15.4	44.1 J	41.1 J	32.1	19.7	578 J	156 J	48.7 J	22.3 J
PCB-057	70424-67-8	ng/g	230	14	51.1 J	0.358 J	1.09 J	30.3 J	15 J	1.28 J	2.19 J	1.52 J	< 0.0423 U	1.27 J	16.5 J	3.79 J	3.27	1.34 J
PCB-058	41464-49-7	ng/g	230	14	12 J	< 0.026 UJ	0.503 J	7.01 J	3.96 J	0.586 J	1.32 J	1.06 J	< 0.0535 U	0.445 J	5.12 J	1.38 J	< 0.0523 U	0.456 J
PCB-059	74472-33-6	ng/g	230	14	277 J	2 J	3.21	169 J	84.4 J	3.27	15.9	10.5	11.2	3.56	115 J	33	11.9	5.16 J
PCB-061/074	PCB-61/74	ng/g	230	14	1430 J	13.9 J	19.3	768 J	327 J	16.5	29.5	25.2	30.9	21.5	573 J	148 J	63.3 J	25.1 J
PCB-062	54230-22-7	ng/g	230	14	< 0.0233 U	< 0.0235 U	< 0.0479 U	< 0.0468 U	< 0.0482 U	< 0.0483 U	< 0.0482 U	< 0.0474 U	< 0.0483 U	< 0.0471 U	< 0.0478 U	< 0.0477 U	< 0.0472 U	< 0.0482 U
PCB-063	74472-34-7	ng/g	230	14	200 J	1.66 J	4.31	118 J	53.6 J	4.44	5.35	4.69	2.43	4.53	69 J	16.7	11.8	6.25 J
PCB-065	33284-54-7	ng/g	230	14	0.996	< 0.0328 U	< 0.0669 U	1.39	0.722	< 0.0674 U	< 0.0673 U	< 0.0662 U	< 0.0675 U	< 0.0657 U	< 0.0667 U	< 0.0666 U	< 0.0659 U	< 0.0673 U
PCB-066/080	PCB-66/80	ng/g	230	14	2380 J	22.8 J	45 J	1340 J	592 J	39.7	157 J	128 J	106 J	45.1 J	1190 J	370 J	115 J	55.7 J
PCB-067	73575-53-8	ng/g	230	14	99.6 J	0.853 J	1.3	59.6 J	27.2	1.1	2.41	2.15	< 0.0613 U	1.41	43.6 J	10.8	4.19	1.91 J
PCB-068	73575-52-7	ng/g	230	14	20.6 J	< 0.0347 U	6.58	19	7.19	6.78	7.24	2.85	< 0.0715 UJ	7.33	8.98	4.81	2.64 J	5.83 J
PCB-069	60233-24-1	ng/g	230	14	7.95	< 0.026 U	< 0.0531 U	7.38	2.98	< 0.0535 U	< 0.0534 U	< 0.0525 U	< 0.0535 U	< 0.0521 U	4.17	0.994	< 0.0523 U	< 0.0534 UJ
PCB-070	32598-11-1	ng/g	230	14	2370 J	23.2 J	59.3 J	1300 J	530 J	47.5 J	149 J	120 J	125 J	51.2 J	1240 J	416 J	107 J	60.5 J
PCB-071	41464-46-4	ng/g	230	14	1270 J	10.5 J	20.5	701 J	361 J	19.1	57.6 J	50.4 J	52.1 J	19.2	496 J	150 J	58.7 J	36 J
PCB-072	41464-42-0	ng/g	230	14	44.4 J	0.412 J	7.01	32.4	16	6.75	7.47	3.82	1.79 J	8.01	21.5	5.13	4.41 J	6.9 J
PCB-076	70362-48-0	ng/g	230	14	< 0.0382 U	< 0.0384 U	< 0.0784 U	< 0.0765 U	< 0.0788 U	< 0.079 U	< 0.0789 U	< 0.0776 U	< 0.0791 U	< 0.077 U	< 0.0782 U	< 0.078 U	< 0.0773 U	< 0.0788 U
PCB-077	32598-13-3	ng/g	38	14	279 J	2.45 J	11.8 J+	166 J	84.6 J	10.9 J+	23.5 J+	20.7 J+	12.4 J+	11.8 J+	113 J	37.3 J+	18.3 J+	12.8 J
PCB-078	70362-49-1	ng/g	230	14	< 0.0397 U	< 0.04 U	< 0.0816 U	3.8	< 0.082 U	< 0.0822 U	< 0.0821 U	< 0.0807 U	< 0.0823 U	< 0.0801 U	< 0.0813 U	< 0.0812 U	< 0.0804 U	< 0.082 U
PCB-079	41464-48-6	ng/g	230	14	< 0.0223 U	< 0.0224 U	< 0.0457 U	< 0.0446 U	< 0.046 U	< 0.0461 U	< 0.046 U	< 0.0452 U	< 0.0461 U	< 0.0449 U	< 0.0456 U	< 0.0455 U	< 0.0451 U	< 0.046 U
PCB-081	70362-50-4	ng/g	12	14	27.8 J	< 0.0355 U	1.77 J+	12.4 J+	6.11 J+	1.46 J+	2.1 J+	1.72 J+	< 0.0731 UJ	1.28 J+	9.55 J+	2.75 J+	< 0.0714 UJ	1.26 J
PCB-082	52663-62-4	ng/g	230	14	309 J	2.06 J	10.9	120 J	62.7 J	8.23	22.6	13.7	18.9	8.04	99 J	32.4	10.2	9.64 J
PCB-083/109	PCB-83/109	ng/g	230	14	129 J	0.978 J	9.18	59.4 J	31.2	7.8	13	7.38	8.25	7.73	47.3 J	13.9	6.69	8.49 J
PCB-084	52663-60-2	ng/g	230	14	619 J	4.4 J	27.7	255 J	140 J	20.9	50.5 J	29.7	41.1 J	20.1	204 J	68.3 J	25.3	24.6 J
PCB-085/120	PCB-85/120	ng/g	230	14	378 J	3.93 J	34.3	209 J	110 J	30.8	49.9 J	28.2	40.2 J	31.4	177 J	62.2 J	< 0.112 U	25.8 J
PCB-086/097	PCB-86/97	ng/g	230	14	612 J	4.58 J	33.5	248 J	126 J	24.7	49.7 J	29.5	46.8 J	23.6	215 J	75.5 J	26.1	27 J
PCB-087/115/116	PCB-87/115/116	ng/g	230	14	880 J	6.1 J	59.2 J	377 J	176 J	42.7 J	79.5 J	44.7 J	60.4 J	41.4 J	312 J	101 J	40.7 J	40.5 J
PCB-088/121	PCB-88/121	ng/g	230	14	9.59 J	< 0.0774 UJ	< 0.158 U	4.71	2.08	< 0.159 U	1.01	< 0.156 U	< 0.159 UJ	< 0.155 U	3.4	1.43	< 0.156 UJ	< 0.159 UJ
PCB-089/090/101	PCB-89/90/101	ng/g	230	14	1430 J	10.7 J	133 J	667 J	318 J	98.7 J	142 J	82 J	115 J	106 J	571 J	183 J	80.3 J	98.8 J
PCB-091	68194-05-8	ng/g	230	14	455 J	3.38 J	36.1	217 J	111 J	32.7	49.7 J	28.5	29.3	33.8	167 J	51.9 J	26.2	33 J
PCB-092	52663-61-3	ng/g	230	14	306 J	2.27 J	38.8	162 J	78.7 J	33	38.2	20.6	19.1	37.9	125 J	34	22	32.7 J
PCB-093/095	PCB-93/95	ng/g	230	14	1420 J	10.5 J	107 J	662 J	348 J	83.8 J	146 J	82.6 J	101 J	88.4 J	530 J	165 J	72.1 J	81.8 J
PCB-094	73575-55-0	ng/g	230	14	27.6 J	0.249 J	2.85	15.4	7.07	2.87	3.25	1.97	1.51	2.87	10.9	3	2.35	3.3 J
PCB-096	73575-54-9	ng/g	230	14	43 J	0.324 J	1.52	18.8	11.2	1.63	3.65	2.3	3.19	1.28	14.1	5.37	1.82	1.86 J
PCB-098/102	PCB-98/102	ng/g	230	14	162 J	1.17 J	8.34	78.8 J	39.6	7.17	14.7	8.94	9.2 J	7.36	57.5 J	17.3	7.35 J	8.39 J
PCB-099	38380-01-7	ng/g	230	14	918 J	6.95 J	82.6 J	428 J	207 J	69.5 J	95 J	53.8 J	69.1 J	76.9 J	364 J	116 J	50 J	63 J
PCB-100	39485-83-1	ng/g	230	14	12.9 J	< 0.0283 UJ	3.16	8.31	4	3.11	2.34	1.15	0.825 J	3.38	5.91	1.46	2.12 J	3.74 J
PCB-103	60145-21-3	ng/g	230	14	21.8 J	< 0.0286 UJ	2.26	12.2	6.1	2.38	2.84	1.49	1.43	2.22	8.6	2.56	2.08	2.93 J
PCB-104	56558-16-8	ng/g	230	14	0.595 J	< 0.0219 UJ	0.161 J	0.408	0.293	< 0.0451 U	< 0.045 U	< 0.0443 U	< 0.0451 U	< 0.0439 U	0.272	< 0.0445 U	< 0.0441 U	0.225

Table 28
Phase 2 Reach Sediment Analytical Results
Phase 2 Data Evaluation Summary Memorandum
Lower Neponset River
Boston and Milton, Massachusetts

					Location	24A-0097	24A-0097	24A-0098	24A-0098	24A-0098	24A-0098	24A-0099	24A-0099	24A-0100	24A-0101	24A-0101	24A-0101	24A-0102	24A-0103
					Sample Name	24A-0097-BS	24A-0097-CS	24A-0098-AS	24A-0098-BS	24A-0098-CS	24A-0098-AD	24A-0099-AS	24A-0099-BS	24A-0100-AS	24A-0101-AS	24A-0101-BS	24A-0101-CS	24A-0102-AS	24A-0103-AS
					Sample Date	10/3/2024	10/3/2024	9/30/2024	9/30/2024	9/30/2024	9/30/2024	9/30/2024	9/30/2024	10/23/2024	9/30/2024	9/30/2024	9/30/2024	10/23/2024	9/26/2024
					Sample Type	N	N	N	N	N	FD	N	N	N	N	N	N	N	N
					Depth Interval	0.5 - 2.2 ft	2.2 - 4.1 ft	0 - 0.5 ft	0.5 - 1.6 ft	1.6 - 2.4 ft	0 - 0.5 ft	0 - 0.5 ft	0.5 - 1 ft	0 - 0.5 ft	0 - 0.5 ft	0.5 - 1.5 ft	1.5 - 2.4 ft	0 - 0.5 ft	0 - 0.5 ft
Analyte	Cas No.	Units	Human Health PAL	Ecological PAL														
PCB-105/127	PCB-105/127	ng/g	120	14	719 J	4.95 J	34.2	283 J	120 J	21.1	40.8 J	24.9	< 0.0709 UJ	18.7	236 J	68.1 J	< 0.0693 UJ	24.8 J
PCB-106/118	PCB-106/118	ng/g	120	14	1410 J	9.85 J	115 J	615 J	288 J	87.8 J	121 J	72.1 J	74.9 J	87.7 J	543 J	167 J	78.3 J	86 J
PCB-107/108	PCB-107/108	ng/g	230	14	126 J	0.861 J	9.93	55 J	27.2	8.52	10.1	6.24	5.21	9.13	46 J	13.7	7.24	8.27 J
PCB-110	38380-03-9	ng/g	230	14	2180 J	15.7 J	208 JEB	1000 JEB	517 JEB	171 JEB	242 JEB	134 JEB	134 J	192 JEB	822 JEB	248 JEB	130 J	167 JEB
PCB-111/117	PCB-111/117	ng/g	230	14	< 0.139 U	4.91	< 0.285 U	< 0.278 U	< 0.287 U	< 0.287 U	< 0.287 U	< 0.282 U	< 0.288 U	< 0.28 U	< 0.284 U	< 0.284 U	< 0.281 U	< 0.287 U
PCB-112	74472-36-9	ng/g	230	14	9.21 J	< 0.0282 UJ	0.744	4.63	2.55	0.77	1.03	0.646	< 0.0581 U	0.65	3.8	1.05	0.727	1.09 J
PCB-113	68194-10-5	ng/g	230	14	11.2 J	< 0.0234 UJ	1.3	5.74	3.14	1.21	1.66	1	< 0.0481 U	1.57	3.69	< 0.0475 U	< 0.047 U	1.39 J
PCB-114	74472-37-0	ng/g	120	14	54.7 J	0.348	1.98	22.4	8.99	1.53	2.31	1.3	1.24	1.52	17.8	4.65	2.15	1.84 J
PCB-119	56558-17-9	ng/g	230	14	65.1 J	0.423 J	8.75	33.4	17	8.33	8.49	4.49	2.95	9.32	25.5	7.03	5.58	8.54 J
PCB-122	76842-07-4	ng/g	230	14	24.6 J	< 0.0402 UJ	1.67	10.5	4.58	1.49	2.13	1.21	< 0.0827 UJ	1.45	10.5	3.19	1.38 J	1.39 J
PCB-123	65510-44-3	ng/g	120	14	47.1 J	0.301 J+	5.16 J+	21.7 J+	9.24 J+	4.55 J+	5.03 J+	2.53 J+	3.97 J+	5.1 J+	19.4 J+	5.7 J+	3.26 J+	3.85 J
PCB-124	70424-70-3	ng/g	230	14	49.5 J	0.403 J	5.29	23.1	9.31	4.12	4.94	2.55	3.91 J	4.78	21.1	6.54	2.75 J	3.27 J
PCB-125	74472-39-2	ng/g	230	14	14.4 J	< 0.0213 UJ	1.23 J	6.15 J	2.91 J	1.17 J	1.7 J	0.695 J	0.996 J	0.956 J	5.19 J	2.3 J	< 0.0429 UJ	0.928 J
PCB-126	57465-28-8	ng/g	0.036	14	8.65 J	< 0.025 UJ	< 0.0511 UJ	5.19 J	1.95 J	1.41 J	< 0.0514 UJ	< 0.0505 UJ	< 0.0515 U	< 0.0502 UJ	4.79 J	< 0.0508 UJ	< 0.0503 U	< 0.0514 U
PCB-128	38380-07-3	ng/g	230	14	124 J	1.02	31.6	73.4 J	30.9	25.3	21.9	9.98	10.2 J	27.6	63.1 J	14.7	11.6 J	20.4 J
PCB-129	55215-18-4	ng/g	230	14	32.5 J	0.249	6.92	18.3	7.38	5.96	5.24	2.31	2.65 J	5.29	17.2	4.3	2.79 J	4.39 J
PCB-130	52663-66-8	ng/g	230	14	42.3 J	0.349	10.4	26.2	11.5	9.14	7.22	3.64	3.04 J	9.43	21.6	4.99	4.84 J	7.31 J
PCB-131/142	PCB-131/142	ng/g	230	14	9.88	< 0.0106 U	1.73 J	6.03 J	2.72 J	1.36 J	1.59 J	0.768 J	0.743 J	1.37 J	4.42 J	1.12 J	1.14 J	1.29 J
PCB-132/168	PCB-132/168	ng/g	230	14	197 J	1.46	48.3 J	131 J	55.5 J	38.8	36.7	16.5	17.4 J	41.3 J	107 J	25.3	19.6 J	32.7 J
PCB-133	35694-04-3	ng/g	230	14	9.17	< 0.0506 U	3.28	6.08	2.54	2.72	1.95	0.852	0.892 J	2.95	4.85	1.02	1.49 J	2.63 J
PCB-134	52704-70-8	ng/g	230	14	33.4 J	0.378	7.98	20.4	8.57	6.32	5.6	2.65	2.65 J	6.81	16.5	3.85	3 J	5.51 J
PCB-135/144	PCB-135/144	ng/g	230	14	93.2 J	0.62	20.7	55.2 J	23.6	17.2	15.4	7.17	7.41 J	18.2	44.6 J	10.6	9.28 J	14.6 J
PCB-136	38411-22-2	ng/g	230	14	74.6 J	0.586	14.7	42.4 J	18.3	12.1	11.9	5.73	6.2 J	12.5	34.4	8.42	6.95 J	10.1 J
PCB-137	35694-06-5	ng/g	230	14	41.2 J	0.301	9.85	24.5	9.66	7.39	6.4	2.95	3.48 J	8.71	22.1	5.29	4.06 J	6.62 J
PCB-138/163/164	PCB-138/163/164	ng/g	230	14	580 J	4.45	168 J	392 J	150 J	134 J	112 J	50.4 J	56.4 J	149 J	325 J	74.9 J	70.6 J	114 J
PCB-139/149	PCB-139/149	ng/g	230	14	406 J	2.84	94 J	242 J	103 J	78 J	70.4 J	32.5	33.2 J	85.7 J	203 J	47.3 J	41 J	65.9 J
PCB-140	59291-64-4	ng/g	230	14	3.75 J	< 0.0311 UJ	0.974	2.78	1.08	0.951	0.824	0.382	< 0.0639 U	0.919	2.16	0.344	0.555	0.909 J
PCB-141	52712-04-6	ng/g	230	14	102 J	0.699	21.8	56.7 J	21.7	16.6	16.2	7.58	8.47 J	18.3	51.9 J	12.4	8.67 J	14.2 J
PCB-143	68194-15-0	ng/g	230	14	2.93 J	< 0.0312 UJ	< 0.0638 U	1.94	0.639	< 0.0642 U	< 0.0641 U	< 0.0631 U	< 0.0643 U	0.545	1.68	< 0.0634 U	< 0.0628 U	< 0.0641 U
PCB-145	74472-40-5	ng/g	230	14	0.7 J	< 0.039 UJ	< 0.0796 U	0.459	0.251	< 0.0802 U	< 0.0801 U	< 0.0787 U	< 0.0803 U	< 0.0782 U	0.343	< 0.0792 U	< 0.0784 U	< 0.08 U
PCB-146	51908-16-8	ng/g	230	14	61.3 J	0.519	17.2	40.5 J	17.3	14.8	12.1	5.61	4.96	16	33.3	7.74	7.34	12.6 J
PCB-147	68194-13-8	ng/g	230	14	15.1	0.2	6.07	11	4.3	5.36	3.21	1.68	1.24 J	5.82	8.56	2.05	2.98 J	5.01 J
PCB-148	74472-41-6	ng/g	230	14	0.768	< 0.0337 U	0.399	0.716	0.427	0.457	0.297	< 0.068 U	< 0.0693 U	0.419	0.558	< 0.0684 U	< 0.0677 U	0.533
PCB-150	68194-08-1	ng/g	230	14	0.931 J	< 0.0386 UJ	0.31	0.595	0.294	0.376	0.205	< 0.078 U	< 0.0795 U	0.386	0.479	< 0.0784 U	< 0.0776 U	0.324
PCB-151	52663-63-5	ng/g	230	14	97.6 J	0.809	22	57.4 J	24.8	19.1	16.7	7.86	7.94 J	20.8	47.1 J	11.2	9.98 J	16.2 J
PCB-152	68194-09-2	ng/g	230	14	1.67	< 0.0427 U	0.38	1.03	0.457	0.618	0.345	< 0.0862 U	< 0.0879 UJ	0.46	0.778	0.2	0.338 J	0.356 J
PCB-153	35065-27-1	ng/g	230	14	398 J	2.78	101 J	231 J	95 J	83.4 J	70.2 J	31	34.1 J	91.3 J	201 J	46.8 J	42 J	69.4 J
PCB-154	60145-22-4	ng/g	230	14	7.34	< 0.0246 U	2.8	5.67	2.49	3.19	1.75	0.881	0.544	2.94	4.24	0.922	1.31	2.48 J
PCB-155	33979-03-2	ng/g	230	14	< 0.0206 U	< 0.0208 U	< 0.0424 U	< 0.0414 U	< 0.0426 U	< 0.0427 U	< 0.0426 U	< 0.0419 U	< 0.0427 U	< 0.0416 U	< 0.0422 U	< 0.0422 U	< 0.0418 U	< 0.0426 U
PCB-156	38380-08-4	ng/g	120	14	71.5 J	0.529	15.5	40 J	15	12.5	9.23	4.13	3.26 J	11.8	35.8	7.29	6.07 J	9.09 J
PCB-157	69782-90-7	ng/g	120	14	18 J+	< 0.0288 U	5.1 J+	10.8 J+	4.59 J+	4.13 J+	3 J+	1.54 J+	1.64 J+	4.15 J+	9.15 J+	2.17 J+	2.18 J+	3.1 J
PCB-158/160	PCB-158/160	ng/g	230	14	69.3 J	0.515	15.4	39.2 J	15.1	12.4	10.8	5.06	4.84 J	12.8	33.7	7.82	6.01 J	9.25 J
PCB-159	39635-35-3	ng/g	230	14	2.62 J	< 0.0343 UJ	0.548 J	1.72 J	0.959 J	< 0.0704 UJ	< 0.0703 UJ	< 0.0691 UJ	< 0.0705 U	0.748 J	1.5 J	< 0.0695 UJ	< 0.0689 U	< 0.0703 U
PCB-161	74472-43-8	ng/g	230	14	< 0.0321 U	< 0.0323 U	< 0.0659 U	< 0.0644 U	< 0.0663 U	< 0.0664 U	< 0.0663 U	< 0.0652 U	< 0.0665 U	< 0.0647 U	< 0.0657 U	< 0.0656 U	< 0.065 U	< 0.0663 U
PCB-162	39635-34-2	ng/g	230	14	2.29 J	< 0.0331 UJ	0.519 J	1.9 J	0.615 J	< 0.068 UJ	< 0.0679 UJ	< 0.0668 UJ	< 0.0681 U	< 0.0663 UJ	1.67 J	< 0.0672 UJ	< 0.0665 U	< 0.0679 U
PCB-165	74472-46-1	ng/g	230	14	< 0.046 U	< 0.0463 U	< 0.0944 U	< 0.0922 U	< 0.0949 U	< 0.0952 U	< 0.095 U	< 0.0934 U	< 0.0953 U	< 0.0927 U	< 0.0941 U	< 0.094 U	< 0.0931 U	< 0.095 U
PCB-166	41411-63-6	ng/g	230	14	2.68	< 0.0414 U	0.658 J	2.4	0.569	< 0.0852 UJ	< 0.0851 U	< 0.0836 U	< 0.0853 UJ	0.708	1.82	< 0.0841 U	< 0.0833 UJ	< 0.085 U
PCB-167	52663-72-6	ng/g	120	14	24.1 J	0.256	7.19	16.4	6.54	5.4	4.65	1.77	2.17 J	5.78	14	2.99	2.44 J	3.88 J
PCB-169	32774-16-6	ng/g	0.12	14	< 0.0249 U	< 0.025 U	< 0.0511 UJ	< 0.0499 U	< 0.0514 U	12.8 J	< 0.0514 U	< 0.0505 U	< 0.0515 U	< 0.0502 U	< 0.0509 U	< 0.0508 U	< 0.0503 U	< 0.0514 U
PCB-170/190	PCB-170/190	ng/g	230	14	124 J	1.23 J	27.4	64.6 J	27.5	25	19.9	8.86	9.83	25.2	65.5 J	13.8	12.3	18.8 J
PCB-171	52663-71-5	ng/g	230	14	29.6 J	0.293 J	6.67	16.4	7.15	6.11	5.39	2.33	2.75 J	6.5	15.8	3.59	3.34 J	5.12 J
PCB-172/192	PCB-172/192	ng/g	230	14	14.9	< 0.0718 U	3.31	8.08	3.54	2.89	2.7	1.06	< 0.148 U	3.21	7.91	1.8	< 0.144 U	2.48 J
PCB-173	68194-16-1	ng/g	230	14	2.47	< 0.0438 U	0.542 J	1.44 J	0.734 J	< 0.09 UJ	0.659 J	< 0.0883 UJ	< 0.0901 UJ	0.766 J	1.28 J	< 0.0888 UJ	< 0.088 UJ	0.533 J
PCB-174	38411-25-5	ng/g	230	14	102 J	0.863	21.1	54.6 J	23.8	18.4	16.6	7.17	8.61 J	20.2	52.6 J	12.1	10.5 J	15.4 J
PCB-175	40186-70-7	ng/g	230	14	3.6 J	< 0.0312 UJ	0.762	1.97	0.887	0.705	0.66	0.328	< 0.0643 U	0.749	1.93	0.421	< 0.0628 U	0.545 J
PCB-176	52663-65-7	ng/g	230	14	11.4	< 0.0337 U	2.17	6.07	2.84	2	1.9	0.918	1.03 J	2.16	5.4	1.42	1.18 J	1.66 J
PCB-177	52663-70-4	ng/g	230	14	59.1 J	0.452	13.5	32.5	14.4	11.6	10.4	4.45	4.77	13.2	30.5	6.75	6.39	10.3 J
PCB-178	52663-67-9	ng/g	230	14	20.1 J	< 0.0411 U	5.05	11.4	5	4.44	3.48	1.59	1.59 J	4.92	10.2	2.31	2.41 J	3.91 J
PCB-179	52663-64-6	ng/g	230	14	36.1 J	0.348	7.64	19.4	8.86	6.63	5.92	2.8	3.09	7.36	17.1	4.25	3.57	5.92 J
PCB-180	35065-29-3	ng/g	230	14	211 J	1.62	43.5 J	112 J	48.6 J	40 J	34.9	15	18.8 J	41.8 J	110 J	24.5	21.4 J	31.8 J
PCB-181	74472-47-2	ng/g	230	14	< 0.0457 U	< 0.046 U	< 0.0939 U	< 0.0916 U	< 0.0943 U	< 0.0946 U	< 0.0944 U	< 0.0928 U	< 0.0947 U	< 0.0922 U	< 0.0936 U	< 0.0934 U	< 0.0925 U	< 0.0944 U
PCB-182/187	PCB-182/187	ng/g	230	14	106 J	0.86	24.3	61 J	26.7	20.9	19.1	8.5	9.69 J	24.1	56.1 J	12.4	12.3 J	19.5 J
PCB-183	52663-69-1	ng/g	230	14	49.1 J	0.36	10	26.4	11.4	8.73	8.42	3.71	4.59 J	9.16	25.1	5.75	5.38 J	7.33 J
PCB-184	74472-48-3	ng/g	230	14	< 0.024 U	< 0.0242 U	< 0.0493 U	< 0.0481 U	< 0.0496 U	< 0.0497 U	< 0.0496 U	< 0.0488 U	< 0.0497 U	< 0.0484 U	< 0.0491 U	< 0.049 U	< 0.0486 U	< 0.0496 U
PCB-185	52712-05-7	ng/g	230	14	11.9	< 0.0354 U	2.28	6.45	2.86	2.39	2.15	0.894	1.12	2.38	6.43	1.37	1.22	1.81 J
PCB-186	74472-49-4	ng/g	230	14	< 0.0361 U	< 0.0363 U	< 0.0741 U	< 0.0723 U	< 0.0744 U	< 0.0746 U	< 0.0745 U	< 0.0733 U	< 0.0747 U	< 0.0727 U	< 0.0738 U	< 0.0737 U	< 0.073 U	< 0.0745 U
PCB-188	74487-85-7	ng/g	230	14	0.106	< 0.0264 U	< 0.0539 U	0.123 J	< 0.0541 U	< 0.0543 U	< 0.0542 U	< 0.0533 U	< 0.0543 U	0.155 J	< 0.0537 U	< 0.0536 U	< 0.0531 U	< 0.0542 U
PCB-189	39635-31-9	ng/g	130	14	5.13 J+	< 0.0272 U	1.31 J	2.69	1.31	4 J	0.722	0.413	< 0.0559 U	1.21	2.52	0.739	0.869	0.746 J
PCB-191	74472-50-7	ng/g	230	14	3.76 J	< 0.0673 UJ	1.01 J	2	1.02	< 0.138 UJ	0.794	0.363	0.382 J	0.751	2.19	0.522	0.634 J	0.738 J
PCB-193	69782-91-8	ng/g	230	14	9.54	< 0.0906 U	2.08 J	5.38	2.44	5.49 J	1.71	0.786	0.925 J	2.22	5.23	1.24	1.23 J	1.93 J

Table 28
Phase 2 Reach Sediment Analytical Results
Phase 2 Data Evaluation Summary Memorandum
Lower Neponset River
Boston and Milton, Massachusetts

					Location	24A-0097	24A-0097	24A-0098	24A-0098	24A-0098	24A-0098	24A-0099	24A-0099	24A-0100	24A-0101	24A-0101	24A-0101	24A-0102	24A-0103
					Sample Name	24A-0097-BS	24A-0097-CS	24A-0098-AS	24A-0098-BS	24A-0098-CS	24A-0098-AD	24A-0099-AS	24A-0099-BS	24A-0100-AS	24A-0101-AS	24A-0101-BS	24A-0101-CS	24A-0102-AS	24A-0103-AS
					Sample Date	10/3/2024	10/3/2024	9/30/2024	9/30/2024	9/30/2024	9/30/2024	9/30/2024	9/30/2024	10/23/2024	9/30/2024	9/30/2024	9/30/2024	10/23/2024	9/26/2024
					Sample Type	N	N	N	N	N	FD	N	N	N	N	N	N	N	N
					Depth Interval	0.5 - 2.2 ft	2.2 - 4.1 ft	0 - 0.5 ft	0.5 - 1.6 ft	1.6 - 2.4 ft	0 - 0.5 ft	0 - 0.5 ft	0.5 - 1 ft	0 - 0.5 ft	0 - 0.5 ft	0.5 - 1.5 ft	1.5 - 2.4 ft	0 - 0.5 ft	0 - 0.5 ft
Analyte	Cas No.	Units	Human Health PAL	Ecological PAL															
PCB-194	35694-08-7	ng/g	230	14	63.5 J	0.708	13.4	35	15.8	12.3	10.5	5.55	6.08 J	12.9	33.1	8.19	6.52 J	10.7 J
PCB-195	52663-78-2	ng/g	230	14	21.9 J	< 0.0738 U	4.92 J	11.9	6.25	31.9 J	4.02	2.46	1.87	4.51	12.1	3.01	3.37	4.19 J
PCB-196/203	PCB-196/203	ng/g	230	14	64.8 J	0.713	13.7	36.3	16.4	14.3	10.5	5.39	6.85	13.6	33.6	7.49	7.24	11.2 J
PCB-197	33091-17-7	ng/g	230	14	1.84 J	< 0.0289 UJ	0.521 J	1.06	0.506	< 0.0594 UJ	0.353	< 0.0584 U	< 0.0595 UJ	0.44	0.981	< 0.0587 U	< 0.0581 UJ	0.383
PCB-198	68194-17-2	ng/g	230	14	3.1	< 0.0491 U	0.829 J	1.79	1.05	6.27 J	0.839	< 0.0991 U	< 0.101 U	0.766	1.62	< 0.0997 U	< 0.0987 U	1.1
PCB-199	52663-75-9	ng/g	230	14	53.3 J	0.813	12	30.6	13.7	11.7	9.23	4.15	5.57 J	11.9	27.9	6.41	6.5 J	9.68 J
PCB-200	52663-73-7	ng/g	230	14	6.35 J	< 0.0419 UJ	1.79 J	3.53	1.85	26.2 J	1.28	0.841	0.777 J	1.58	3.65	0.98	0.988 J	1.22
PCB-201	40186-71-8	ng/g	230	14	5.51	< 0.0251 U	1.23	3.36	1.57	1.22	1.02	0.453	0.627	1.35	3.1	0.71	0.761	1.16 J
PCB-202	2136-99-4	ng/g	230	14	8.27	< 0.0314 U	2.17	5.42	2.41	3.17	1.71	0.891	1.1 J	2.26	4.61	1.17	1.43 J	1.91 J
PCB-204	74472-52-9	ng/g	230	14	< 0.0483 U	< 0.0486 U	< 0.0992 U	< 0.0968 U	< 0.0997 U	< 0.0999 U	< 0.0998 U	< 0.0981 U	< 0.1 U	< 0.0974 U	< 0.0989 U	< 0.0987 U	< 0.0977 U	< 0.0997 U
PCB-205	74472-53-0	ng/g	230	14	2.84	< 0.0269 U	0.719 J	1.73 J	0.907 J	< 0.0553 UJ	< 0.0552 UJ	< 0.0543 UJ	< 0.0553 U	0.824 J	1.72 J	< 0.0546 UJ	< 0.054 U	< 0.0551 U
PCB-206	40186-72-9	ng/g	230	14	22.9 J	< 0.0258 U	7.46	16.1	7.09	7.03	5.14	2.38	4.11	7.55	13.4	3.52	4.27	5.88 J
PCB-207	52663-79-3	ng/g	230	14	2.24 J	< 0.0341 UJ	0.726 J	1.75	0.806	< 0.07 UJ	0.563	< 0.0688 U	0.459	0.755	1.43	< 0.0691 U	0.483	0.445 J
PCB-208	52663-77-1	ng/g	230	14	5.84	< 0.0341 U	2.36 J	4.78	2.18	5.23 J	1.62	0.943	1.64	2.46	3.78	1.04	1.4	2.02 J
PCB-209	2051-24-3	ng/g	230	14	10.2	< 0.0224 U	5.69	8.78	4.3	5.61	3.86	1.68	3.89	5.9	7.14	2.11	2.8	5.03 J
Total Decachlorobiphenyls	RA_Total_DECPCB	ng/g	230	14	10.2	< 0.0224 U	5.69	8.78	4.3	5.61	3.86	1.68	3.89	5.9	7.14	2.11	2.8	5.03
Total Dichlorobiphenyls	RA_Total_DIPCB	ng/g	230	14	1078.96	16.831	194.71	1488.32	675.52	300.21	310.9	157.17	50.555	337.18	782.66	151.861	412.5	280.62
Total Heptachlorobiphenyls	RA_Total_HEPPCB	ng/g	230	14	799.806	6.026	172.624	432.503	189.041	159.285	135.405	59.172	67.177	166.041	415.79	92.962	82.723	128.522
Total Hexachlorobiphenyls	RA_Total_HEXPCB	ng/g	230	14	2525.83	18.56	635.308	1559.72	635.781	530.372	445.811	202.943	213.429	562.735	1313.51	303.716	266.223	432.782
Total Monochlorobiphenyls	RA_Total_MONPCB	ng/g	230	14	9.595	0.512	35.5	34.15	10.24	58.82	36.1	12.57	1.88	81.996	21.13	2.016	57.9	70.465
Total Nonachlorobiphenyls	RA_Total_NONPCB	ng/g	230	14	30.98	< 0.0341 U	10.546	22.63	10.076	12.26	7.323	3.323	6.209	10.765	18.61	4.56	6.153	8.345
Total Octachlorobiphenyls	RA_Total_OCTPCB	ng/g	230	14	231.41	2.234	51.279	130.69	60.443	107.06	39.452	19.735	22.874	50.13	122.381	27.96	26.809	41.543
Total Pentachlorobiphenyls	RA_Total_PENPCB	ng/g	230	14	12452.9	95.337	983.825	5628.84	2790.81	782.99	1205.08	688.191	792.481	825.256	4670.75	1461.58	606.697	774.143
Total Tetrachlorobiphenyls	RA_Total_TETPCB	ng/g	230	14	35061.9	274.257	746.838	17420.1	8874.75	689.551	1765.6	1297.1	1547.89	674.173	12781.4	3992.79	1426.97	966.636
Total Trichlorobiphenyls	RA_Total_TRICPB	ng/g	230	14	17437.4	158.138	299.526	10559.8	6392.79	314.782	467.068	451.297	325.95	373.125	5245.03	1452.05	994.94	458.212
Total PCB Congeners	RA_Tot_PCB_Cong	ng/g	120	14	69639.1	571.895	3135.85	37285.5	19643.8	2960.94	4416.6	2893.18	3032.34	3087.3	25378.4	7491.61	3883.72	3166.3
Total PCB TEQ (Bird)	RA-TEQ-B-PCB	ng/g			17.6961833	0.12318677	0.7739646	10.1011779	5.0539089	0.8497435	1.39184802	1.21095513	0.6214244	0.7226149	7.1196642	2.14998529	0.91688869	0.77082776
Total PCB TEQ (Fish)	RA-TEQ-F-PCB	ng/g			0.09679765	0.00032617	0.0029922	0.05380995	0.02353335	0.01021505	0.00433371	0.003473415	0.0016759	0.0024998	0.04441335	0.006398195	0.002306345	0.00257653
Total PCB TEQ (Mammal)	RA-TEQ-M-PCB	ng/g			0.9717259	0.00073202	0.0072742	0.5696797	0.2189031	0.5307583	0.00858226	0.00584649	0.0038554	0.0056428	0.5194951	0.01231417	0.00468807	0.00565718
TAL Metals and Mercury																		
Aluminum	7429-90-5	mg/kg	7700	25000	13000	3100	8700	9700	7900	8900	5900	4300	6900	7400	7800	5700	6300	7500
Calcium	7440-70-2	mg/kg			1400	500 J	2500	1500	1300	2400	2000	1600	2100	2300	1400	1100	2900	2300
Iron	7439-89-6	mg/kg	5500	20000	16000	5800	25000	18000	12000	24000	11000	6600	7100	22000	14000	9900	16000	22000
Magnesium	7439-95-4	mg/kg			2300	710	2300	2200	2200	2300	1800	1600	1700	1900	2000	1600	2100	2000
Potassium	7440-09-7	mg/kg			510 J-	< 630 UJ	320 J	340 J	320 J	380 J	250 J	210 J	430 J	< 930 U	270 J	200 J	400 J	310 J
Sodium	7440-23-5	mg/kg			300 J	180 J	350 J	310 J	200 J	350 J	180 J	130 J	360 J	250 J	170 J	110 J	330 J	750 J
Antimony	7440-36-0	mg/kg	3.1	2	1.8 J+	< 1.2 U	2.4 J+	2.1 J+	< 1.4 U	2.0 J+	< 1.4 U	< 1.1 U	1.5 J	2.3 J+	2.1 J+	< 1.4 U	1.1 J	2.3 J+
Arsenic	7440-38-2	mg/kg	0.68	9.8	9.8	1.0	8.8	8.2	4.1	7.9	4.6	2.1	7.2	9.6	9.0	5.2	4.5	7.1
Barium	7440-39-3	mg/kg	1500	20	100	11	120	110	55	110	63	33	79	140	110	61	97	110
Beryllium	7440-41-7	mg/kg	16		0.62 J-	0.23 J-	0.98 J-	0.85 J-	0.38 J-	0.79 J-	0.50 J-	0.25 J-	0.48 J-	0.98 J-	0.65 J-	0.43 J-	0.45 J-	0.76 J-
Cadmium	7440-43-9	mg/kg	0.71	1	1.3	< 0.60 U	2.0	1.3	0.78	1.7	0.70 J	0.33 J	0.96 J	2.6	1.6	0.96	1.0 J	1.4
Chromium, Total	7440-47-3	mg/kg	0.95	43.4	200 EB	9.1 EB	99 EB	160 EB	93 EB	78 EB	88 EB	50 EB	150	100 EB	180 EB	93 EB	60	75 EB
Cobalt	7440-48-4	mg/kg	2.3	50	4.7	0.69	12	6.5	3.5	9.8	3.9	2.8	4.4	13	6.6	4.9	7.6	8.3
Copper	7440-50-8	mg/kg	310	31.6	170	4.6	100	140	77	80	59	30	160	110	140	74	47	85
Lead	7439-92-1	mg/kg	200	35.8	360	9.5	320	430	200	260	240	100	280 EB	350	430	290	120 EB	230
Manganese	7439-96-5	mg/kg	180	460	160 JEB	34 JEB	1500 EB	360 EB	180 EB	1800 EB	170 EB	92 EB	430 EB	2100 EB	470 EB	380 EB	500 EB	910 EB
Nickel	7440-02-0	mg/kg	140	22.7	10	1.2	17	16	9.4	14	8.4	5.5	7.9	20	17	11	11	14
Selenium	7782-49-2	mg/kg	39	11	1.3 J	< 3.0 U	1.7 J	1.5 J	< 3.4 U	1.3 J	< 3.6 U	< 2.8 U	< 4.8 U	1.7 J	1.4 J	< 3.4 U	< 5.8 U	1.7 J
Silver	7440-22-4	mg/kg	39	1	0.92 J+	< 0.60 U	0.84 J	1.3	0.52 J	0.66 J	0.38 J	0.21 J	0.61 J+	1.0	0.96	0.49 J	0.36 J+	0.74 J
Thallium	7440-28-0	mg/kg	0.078		< 0.78 U	< 0.60 U	< 0.85 U	< 0.87 U	< 0.68 U	< 0.81 U	< 0.72 U	< 0.56 U	< 0.97 U	< 0.95 U	< 0.82 U	< 0.68 U	< 1.2 U	< 0.78 U
Vanadium	7440-62-2	mg/kg	39		39	14	39	45	23	33	22	12	16	41	42	25	22	32
Zinc	7440-66-6	mg/kg	2300	121	240	11	220	190	100	200	130	70	220 EB	250	230	130	210 EB	200
Mercury	7439-97-6	mg/kg	2.3	0.18	2.1	< 0.13 U	1.1	1.6	1.2	1.1	0.62	0.32	1.9	1.0	2.0	0.96	0.52	0.86
TCL VOCs																		
1,1,1-Trichloroethane (TCA)	71-55-6	ug/kg	810000	70	< 9.8 U	< 6.7 U	< 8.5 U	< 8.1 U	< 7.5 U	< 8.7 U	< 8.7 U	-	< 9.2 U	< 11 U	< 8.2 U	< 5.6 U	< 10 U	< 10 U
1,1,2,2-TETRACHLOROETHANE	79-34-5	ug/kg	600	250	< 9.8 U	< 6.7 U	< 8.5 U	< 8.1 U	< 7.5 U	< 8.7 U	< 8.7 U	-	< 9.2 U	< 11 U	< 8.2 U	< 5.6 U	< 10 U	< 10 U
1,1,2-TRICHLORO-1,2,2-TRIFLUOROETHANE	76-13-1	ug/kg	670000		< 9.8 U	< 6.7 U	< 8.5 U	< 8.1 U	< 7.5 U	< 8.7 U	< 8.7 U	-	< 9.2 U	< 11 U	< 8.2 U	< 5.6 U	< 10 U	< 10 U
1,1,2-Trichloroethane	79-00-5	ug/kg	150	538	< 9.8 U	< 6.7 U	< 8.5 U	< 8.1 U	< 7.5 U	< 8.7 U	< 8.7 U	-	< 9.2 U	< 11 U	< 8.2 U	< 5.6 U	< 10 U	< 10 U
1,1-Dichloroethane	75-34-3	ug/kg	3600	20	< 9.8 U	< 6.7 U	< 8.5 U	< 8.1 U	< 7.5 U	< 8.7 U	< 8.7 U	-	< 9.2 U	< 11 U	< 8.2 U	< 5.6 U	< 10 U	< 10 U
1,1-Dichloroethene	75-35-4	ug/kg	480	100	< 9.8 U	< 6.7 U	< 8.5 U	< 8.1 U	< 7.5 U	< 8.7 U	< 8.7 U	-	< 9.2 UJ	< 11 U	< 8.2 U	< 5.6 U	< 10 UJ	< 10 U
1,2,3-Trichlorobenzene	87-61-6	ug/kg	6300	113	< 9.8 U	< 6.7 U	< 8.5 U	< 8.1 U	< 7.5 U	< 8.7 U	< 8.7 UJ	-	< 9.2 U	< 11 U	< 8.2 U	< 380 U	< 10 U	< 10 U
1,2,3-TRICHLOROPROPANE	96-18-4	ug/kg	5.1		< 9.8 U	< 6.7 U	< 8.5 U	< 8.1 U	< 7.5 U	< 8.7 U	< 8.7 U	-	< 9.2 U	< 11 U	< 8.2 U	< 380 U	< 10 U	< 10 U
1,2,4-TRICHLOROBENZENE	120-82-1	ug/kg	5800	11	< 9.8 U	< 6.7 U	< 8.5 U	< 8.1 U	< 7.5 U	< 8.7 U	< 8.7 UJ	-	< 9.2 U	< 11 U	< 8.2 U	< 380 U	< 10 U	< 10 U
1,2,4-Trimethylbenzene	95-63-6	ug/kg	30000	97	< 9.8 U	< 6.7 U	< 8.5 U	< 8.1 U	< 7.5 U	< 8.7 U	< 8.7 U	-	< 9.2 U	< 11 U	< 8.2 U	< 380 U	< 10 U	< 10 U
1,2-Dibromo-3-Chloropropane	96-12-8	ug/kg	5.3		< 9.8 U	< 6.7 U	< 8.5 U	< 8.1 U	< 7.5 U	< 8.7 U	< 8.7 U	-	< 9.2 U	< 11 U	< 8.2 U	< 380 U	< 10 U	< 10 U
1,2-Dibromoethane (Ethylene Dibromide)	106-93-4	ug/kg	36		< 9.8 U	< 6.7 U	< 8.5 U	< 8.1 U	< 7.5 U	< 8.7 U	< 8.7 U	-	< 9.2 U	< 11 U	< 8.2 U	< 5.6 U	< 10 U	< 10 U
1,2-Dichlorobenzene	95-50-1	ug/kg	180000	95	< 9.8 U	< 6.7 U	< 8.5 U	< 8.1 U	< 7.5 U	< 8.7 U	< 8.7 UJ	-	< 9.2 U	< 11 U	< 8.2 U	< 380 U	< 10 U	< 10 U
1,2-Dichloroethane	107-06-2	ug/kg	460	986	< 9.8 U	< 6.7 U	< 8.5 U	< 8.1 U	< 7.5 U	< 8.7 U	< 8.7 U	-	< 9.2 U	< 11 U	< 8.2 U	< 5.6 U	< 10 U	< 10 U
1,2-DICHLOROPROPANE	78-87-5	ug/kg	1600	428	< 9.8 U	< 6.7 U	< 8.5 U	< 8.1 U	< 7.5 U	< 8.7 U	< 8.7 U	-	< 9.2 U	< 11 U	< 8.2 U	< 5.6 U	< 10 U	< 10 U
1,3,5-Trimethylbenzene (Mesitylene)	108-67-8	ug/kg	27000	164	< 9.8 U	< 6.7 U	< 8.5 U	< 8.1 U	< 7.5 U	< 8.7 U	< 8.7 U	-	< 9.2 U	< 11 U	< 8.2 U	< 380 U	< 10 U	< 10 U

Table 28
Phase 2 Reach Sediment Analytical Results
Phase 2 Data Evaluation Summary Memorandum
Lower Neponset River
Boston and Milton, Massachusetts

					Location	24A-0097	24A-0097	24A-0098	24A-0098	24A-0098	24A-0098	24A-0099	24A-0099	24A-0100	24A-0101	24A-0101	24A-0101	24A-0102	24A-0103
					Sample Name	24A-0097-BS	24A-0097-CS	24A-0098-AS	24A-0098-BS	24A-0098-CS	24A-0098-AD	24A-0099-AS	24A-0099-BS	24A-0100-AS	24A-0101-AS	24A-0101-BS	24A-0101-CS	24A-0102-AS	24A-0103-AS
					Sample Date	10/3/2024	10/3/2024	9/30/2024	9/30/2024	9/30/2024	9/30/2024	9/30/2024	9/30/2024	10/23/2024	9/30/2024	9/30/2024	9/30/2024	10/23/2024	9/26/2024
					Sample Type	N	N	N	N	N	FD	N	N	N	N	N	N	N	N
					Depth Interval	0.5 - 2.2 ft	2.2 - 4.1 ft	0 - 0.5 ft	0.5 - 1.6 ft	1.6 - 2.4 ft	0 - 0.5 ft	0 - 0.5 ft	0.5 - 1 ft	0 - 0.5 ft	0 - 0.5 ft	0.5 - 1.5 ft	1.5 - 2.4 ft	0 - 0.5 ft	0 - 0.5 ft
Analyte	Cas No.	Units	Human Health PAL	Ecological PAL															
1,3-DICHLOROBENZENE	541-73-1	ug/kg	2600	89	< 9.8 U	< 6.7 U	< 8.5 U	< 8.1 U	< 7.5 U	< 8.7 U	< 8.7 UJ	-	< 9.2 U	< 11 U	< 8.2 U	< 380 U	< 10 U	< 10 U
1,4-DICHLOROBENZENE	106-46-7	ug/kg	2600	30	< 9.8 U	< 6.7 U	< 8.5 U	< 8.1 U	< 7.5 U	< 8.7 U	< 8.7 UJ	-	< 9.2 U	< 11 U	< 8.2 U	< 380 U	< 10 U	< 10 U
2-HEXANONE	591-78-6	ug/kg	20000	45	< 20 U	< 13 U	< 17 U	< 16 U	< 15 U	< 17 U	< 17 U	-	< 18 U	< 22 U	< 16 U	< 11 U	< 21 U	< 20 U
ACETONE	67-64-1	ug/kg	7000000	65	23 EB	21 EB	< 17 U	< 16 U	< 15 U	< 17 U	< 17 U	-	< 18 U	< 22 U	< 16 U	< 11 U	< 21 U	< 20 U
Benzene	71-43-2	ug/kg	1200	10	< 9.8 U	< 6.7 U	< 8.5 U	< 8.1 U	< 7.5 U	< 8.7 U	< 8.7 U	-	< 9.2 U	< 11 U	< 8.2 U	< 5.6 U	< 10 U	< 10 U
BROMOCHLOROMETHANE	74-97-5	ug/kg	15000		< 9.8 U	< 6.7 U	< 8.5 U	< 8.1 U	< 7.5 U	< 8.7 U	< 8.7 U	-	< 9.2 U	< 11 U	< 8.2 U	< 5.6 U	< 10 U	< 10 U
BROMODICHLOROMETHANE	75-27-4	ug/kg	290	210	< 9.8 U	< 6.7 U	< 8.5 U	< 8.1 U	< 7.5 U	< 8.7 U	< 8.7 U	-	< 9.2 U	< 11 U	< 8.2 U	< 5.6 U	< 10 U	< 10 U
BROMOFORM	75-25-2	ug/kg	19000	142	< 9.8 U	< 6.7 U	< 8.5 U	< 8.1 U	< 7.5 U	< 8.7 U	< 8.7 U	-	< 9.2 U	< 11 U	< 8.2 U	< 380 U	< 10 U	< 10 U
BROMOMETHANE	74-83-9	ug/kg	680	6.5	< 9.8 U	< 6.7 U	< 8.5 U	< 8.1 U	< 7.5 U	< 8.7 U	< 8.7 U	-	< 9.2 U	< 11 U	< 8.2 U	< 5.6 U	< 10 U	< 10 U
CARBON DISULFIDE	75-15-0	ug/kg	77000	7.8	< 9.8 U	< 6.7 U	< 8.5 U	< 8.1 U	< 7.5 U	< 8.7 U	< 8.7 U	-	< 9.2 U	< 11 U	< 8.2 U	< 5.6 U	< 10 U	< 10 U
CARBON TETRACHLORIDE	56-23-5	ug/kg	650	57	< 9.8 U	< 6.7 U	< 8.5 U	< 8.1 U	< 7.5 U	< 8.7 U	< 8.7 U	-	< 9.2 U	< 11 U	< 8.2 U	< 5.6 U	< 10 U	< 10 U
Chlorobenzene	108-90-7	ug/kg	28000	30	< 9.8 U	< 6.7 U	< 8.5 U	< 8.1 U	< 7.5 U	< 8.7 U	< 8.7 UJ	-	< 9.2 UJ	< 11 U	< 8.2 U	< 380 U	< 10 UJ	< 10 U
CHLOROETHANE	75-00-3	ug/kg	540000		< 9.8 U	< 6.7 U	< 8.5 U	< 8.1 U	< 7.5 U	< 8.7 U	< 8.7 U	-	< 9.2 U	< 11 U	< 8.2 U	< 5.6 UJ	< 10 U	< 10 U
Chloroform	67-66-3	ug/kg	320	87	< 9.8 U	< 6.7 U	< 8.5 U	< 8.1 U	< 7.5 U	< 8.7 U	< 8.7 U	-	< 9.2 U	< 11 U	< 8.2 U	< 5.6 U	< 10 U	< 10 U
CHLOROMETHANE	74-87-3	ug/kg	11000		< 9.8 U	< 6.7 U	< 8.5 U	< 8.1 U	< 7.5 U	< 8.7 U	< 8.7 U	-	< 9.2 U	< 11 U	< 8.2 U	< 5.6 U	< 10 U	< 10 U
CIS-1,2-DICHLOROETHYLENE	156-59-2	ug/kg	6300	432	< 9.8 U	< 6.7 U	< 8.5 U	< 8.1 U	< 7.5 U	< 8.7 U	< 8.7 U	-	< 9.2 U	< 11 U	< 8.2 U	< 5.6 U	< 10 U	< 10 U
cis-1,3-Dichloropropene	10061-01-5	ug/kg	1800		< 9.8 U	< 6.7 U	< 8.5 U	< 8.1 U	< 7.5 U	< 8.7 U	< 8.7 U	-	< 9.2 U	< 11 U	< 8.2 U	< 5.6 U	< 10 U	< 10 U
Cyclohexane	110-82-7	ug/kg	650000		< 9.8 U	< 6.7 U	< 8.5 U	< 8.1 U	< 7.5 U	< 8.7 U	< 8.7 U	-	< 9.2 U	< 11 U	< 8.2 U	< 5.6 U	< 10 U	< 10 U
DIBROMOCHLOROMETHANE	124-48-1	ug/kg	8300	198	< 9.8 U	< 6.7 U	< 8.5 U	< 8.1 U	< 7.5 U	< 8.7 U	< 8.7 U	-	< 9.2 U	< 11 U	< 8.2 U	< 5.6 U	< 10 U	< 10 U
Dichlorodifluoromethane	75-71-8	ug/kg	8700		< 9.8 U	< 6.7 U	< 8.5 U	< 8.1 U	< 7.5 U	< 8.7 U	< 8.7 U	-	< 9.2 U	< 11 U	< 8.2 U	< 5.6 U	< 10 U	< 10 U
Ethylbenzene	100-41-4	ug/kg	5800	290	< 9.8 U	< 6.7 U	< 8.5 U	< 8.1 U	< 7.5 U	< 8.7 U	< 8.7 U	-	< 9.2 U	< 11 U	< 8.2 U	< 5.6 U	< 10 U	< 10 U
Isopropylbenzene (Cumene)	98-82-8	ug/kg	190000	35	< 9.8 U	< 6.7 U	< 8.5 U	< 8.1 U	< 7.5 U	< 8.7 U	< 8.7 U	-	< 9.2 U	< 11 U	< 8.2 U	< 380 U	< 10 U	< 10 U
m,p-Xylene	179601-23-1	ug/kg	55000		< 9.8 U	< 6.7 U	< 8.5 U	< 8.1 U	< 7.5 U	< 8.7 U	< 8.7 U	-	< 9.2 U	< 11 U	< 8.2 U	< 5.6 U	< 10 U	< 10 U
METHYL ACETATE	79-20-9	ug/kg	7800000		< 9.8 U	< 6.7 U	< 8.5 U	< 8.1 U	< 7.5 U	< 8.7 U	< 8.7 U	-	< 9.2 U	< 11 U	< 8.2 U	< 5.6 U	< 10 U	< 10 U
Methyl Ethyl Ketone (2-Butanone)	78-93-3	ug/kg	2700000	7604	< 20 U	7.0 J	< 17 U	< 16 U	< 15 U	< 17 U	< 17 U	-	< 18 U	< 22 U	< 16 U	< 11 U	< 21 U	< 20 U
METHYL ISOBUTYL KETONE (4-METHYL-2-PENTANONE)	108-10-1	ug/kg	3300000	73	< 20 U	< 13 U	< 17 U	< 16 U	< 15 U	< 17 U	< 17 U	-	< 18 U	< 22 U	< 16 U	< 11 U	< 21 U	< 20 U
Methylcyclohexane	108-87-2	ug/kg	9800		< 9.8 U	< 6.7 U	< 8.5 U	< 8.1 U	< 7.5 U	< 8.7 U	< 8.7 U	-	< 9.2 U	< 11 U	< 8.2 U	< 5.6 U	< 10 U	< 10 U
Methylene Chloride	75-09-2	ug/kg	35000	18	< 9.8 U	< 6.7 U	< 8.5 U	< 8.1 U	< 7.5 U	< 8.7 U	< 8.7 U	-	< 9.2 U	< 11 U	< 8.2 U	< 5.6 U	< 10 U	< 10 U
o-Xylene (1,2-Dimethylbenzene)	95-47-6	ug/kg	64000		< 9.8 U	< 6.7 U	< 8.5 U	< 8.1 U	< 7.5 U	< 8.7 U	< 8.7 U	-	< 9.2 U	< 11 U	< 8.2 U	< 5.6 U	< 10 U	< 10 U
Styrene	100-42-5	ug/kg	600000	126	< 9.8 U	< 6.7 U	< 8.5 U	< 8.1 U	< 7.5 U	< 8.7 U	< 8.7 U	-	< 9.2 U	< 11 U	< 8.2 U	< 5.6 U	< 10 U	< 10 U
TERT-BUTYL METHYL ETHER	1634-04-4	ug/kg	47000	304	< 9.8 U	< 6.7 U	< 8.5 U	< 8.1 U	< 7.5 U	< 8.7 U	< 8.7 U	-	< 9.2 U	< 11 U	< 8.2 U	< 5.6 U	< 10 U	< 10 U
Tetrachloroethylene (PCE)	127-18-4	ug/kg	8100	2	< 9.8 U	< 6.7 U	< 8.5 U	< 8.1 U	< 7.5 U	< 8.7 U	< 8.7 U	-	< 9.2 U	< 11 U	< 8.2 U	< 5.6 U	< 10 U	< 10 U
Toluene	108-88-3	ug/kg	490000	10	< 9.8 U	< 6.7 U	< 8.5 U	< 8.1 U	< 7.5 U	< 8.7 U	< 8.7 U	-	< 9.2 U	< 11 U	< 8.2 U	< 5.6 U	< 10 U	< 10 U
Trans-1,2-Dichloroethylene	156-60-5	ug/kg	7000	389	< 9.8 U	< 6.7 U	< 8.5 U	< 8.1 U	< 7.5 U	< 8.7 U	< 8.7 U	-	< 9.2 U	< 11 U	< 8.2 U	< 5.6 U	< 10 U	< 10 U
Trans-1,3-Dichloropropene	10061-02-6	ug/kg	1800		< 9.8 U	< 6.7 U	< 8.5 U	< 8.1 U	< 7.5 U	< 8.7 U	< 8.7 U	-	< 9.2 U	< 11 U	< 8.2 U	< 5.6 U	< 10 U	< 10 U
Trichloroethylene (TCE)	79-01-6	ug/kg	410	78	< 9.8 U	< 6.7 U	< 8.5 U	< 8.1 U	< 7.5 U	< 8.7 U	< 8.7 U	-	< 9.2 UJ	< 11 U	< 8.2 U	< 5.6 U	< 10 UJ	< 10 U
Trichlorofluoromethane	75-69-4	ug/kg	2300000		< 9.8 U	< 6.7 U	< 8.5 U	< 8.1 U	< 7.5 U	< 8.7 U	< 8.7 U	-	< 9.2 U	< 11 U	< 8.2 U	< 5.6 U	< 10 U	< 10 U
Vinyl Chloride	75-01-4	ug/kg	59	482	< 9.8 U	< 6.7 U	< 8.5 U	< 8.1 U	< 7.5 U	< 8.7 U	< 8.7 U	-	< 9.2 U	< 11 U	< 8.2 U	< 5.6 U	< 10 U	< 10 U
TCL SVOCs																		
1,2,4,5-TETRACHLOROBENZENE	95-94-3	ug/kg	230	187	< 320 U	< 230 U	< 300 U	< 300 U	< 260 U	< 310 U	< 300 U	-	< 350 U	< 340 U	< 280 U	< 210 U	< 410 U	< 340 U
1,4-Dioxane (P-Dioxane)	123-91-1	ug/kg	5300		< 130 U	< 88 U	< 120 UJ	< 120 U	< 100 U	< 120 UJ	< 120 UJ	-	< 140 U	< 130 U	< 110 U	< 81 U	< 160 U	< 130 U
1-Methylnaphthalene	90-12-0	ug/kg	18	141	< 320 U	< 230 U	< 300 U	< 300 U	< 260 U	< 310 U	< 300 U	-	< 350 U	< 340 U	< 280 U	< 210 U	< 410 U	< 340 U
2,3,4,6-TETRACHLOROPHENOL	58-90-2	ug/kg	190000	30	< 320 U	< 230 U	< 300 U	< 300 U	< 260 U	< 310 U	< 300 U	-	< 350 U	< 340 U	< 280 U	< 210 U	< 410 U	< 340 U
2,4,5-TRICHLOROPHENOL	95-95-4	ug/kg	630000	34	< 320 U	< 230 U	< 300 U	< 300 U	< 260 U	< 310 U	< 300 U	-	< 350 U	< 340 U	< 280 U	< 210 U	< 410 U	< 340 U
2,4,6-TRICHLOROPHENOL	88-06-2	ug/kg	6300		< 320 U	< 230 U	< 300 U	< 300 U	< 260 U	< 310 U	< 300 U	-	< 350 U	< 340 U	< 280 U	< 210 U	< 410 U	< 340 U
2,4-DICHLOROPHENOL	120-83-2	ug/kg	19000	57	< 320 U	< 230 U	< 300 U	< 300 U	< 260 U	< 310 U	< 300 U	-	< 350 U	< 340 U	< 280 U	< 210 U	< 410 U	< 340 U
2,4-DIMETHYLPHENOL	105-67-9	ug/kg	130000	39	< 320 U	< 230 U	< 300 U	< 300 U	< 260 U	< 310 U	< 300 U	-	< 350 U	< 340 UJ	< 280 U	< 210 U	< 410 U	< 340 U
2,4-DINITROPHENOL	51-28-5	ug/kg	13000	223	< 630 U	< 440 U	< 590 U	< 590 U	< 500 U	< 590 UJ	< 570 U	-	< 670 U	< 660 U	< 550 U	< 400 U	< 790 U	< 660 U
2,4-DINITROTOLUENE	121-14-2	ug/kg	1700	290	< 320 U	< 230 U	< 300 U	< 300 U	< 260 U	< 310 U	< 300 U	-	< 350 U	< 340 U	< 280 U	< 210 U	< 410 U	< 340 U
2,6-DINITROTOLUENE	606-20-2	ug/kg	360	296	< 320 U	< 230 U	< 300 U	< 300 U	< 260 U	< 310 U	< 300 U	-	< 350 U	< 340 U	< 280 U	< 210 U	< 410 U	< 340 U
2-CHLORONAPHTHALENE	91-58-7	ug/kg	480000		< 320 U	< 230 U	< 300 U	< 300 U	< 260 U	< 310 U	< 300 U	-	< 350 U	< 340 U	< 280 U	< 210 U	< 410 U	< 340 U
2-CHLOROPHENOL	95-57-8	ug/kg	39000	55	< 320 U	< 230 U	< 300 U	< 300 U	< 260 U	< 310 U	< 300 U	-	< 350 U	< 340 U	< 280 U	< 210 U	< 410 U	< 340 U
2-Methylnaphthalene	91-57-6	ug/kg	24000	20.2	< 320 U	< 230 U	< 300 U	< 300 U	< 260 U	< 310 U	< 300 U	-	< 350 U	< 340 U	< 280 U	< 210 U	< 410 U	< 340 U
2-METHYLPHENOL (O-CRESOL)	95-48-7	ug/kg	320000	119	< 630 U	< 440 U	< 590 U	< 590 U	< 500 U	< 590 U	< 570 U	-	< 670 U	< 660 UJ	< 550 U	< 400 U	< 790 U	< 660 U
2-NITROANILINE	88-74-4	ug/kg	63000		< 320 U	< 230 U	< 300 U	< 300 U	< 260 U	< 310 UJ	< 300 U	-	< 350 U	< 340 U	< 280 U	< 210 U	< 410 U	< 340 U
2-NITROPHENOL	88-75-5	ug/kg	1900000	168	< 320 U	< 230 U	< 300 U	< 300 U	< 260 U	< 310 U	< 300 U	-	< 350 U	< 340 U	< 280 U	< 210 U	< 410 U	< 340 U
3,3'-DICHLOROBENZIDINE	91-94-1	ug/kg	1200	31	< 630 U	< 440 U	< 590 U	< 590 U	< 500 U	< 590 U	< 570 U	-	< 670 U	< 660 U	< 550 U	< 400 U	< 790 U	< 660 U
3-NITROANILINE	99-09-2	ug/kg	25000		< 630 U	< 440 U	< 590 U	< 590 U	< 500 U	< 590 UJ	< 570 U	-	< 670 U	< 660 U	< 550 U	< 400 U	< 790 U	< 660 U
4,6-DINITRO-2-METHYLPHENOL	534-52-1	ug/kg	510	1477	< 630 U	< 440 U	< 590 UJ	< 590 U	< 500 U	< 590 UJ	< 570 UJ	-	< 670 U	< 660 UJ	< 550 U	< 400 U	< 790 U	< 660 U
4-BROMOPHENYL PHENYL ETHER	101-55-3	ug/kg		47	< 320 U	< 230 U	< 300 U	< 300 U	< 260 U	< 310 U	< 300 U	-	< 350 U	< 340 UJ	< 280 U	< 210 U	< 410 U	< 340 U
4-CHLORO-3-METHYLPHENOL	59-50-7	ug/kg	630000	5	< 320 U	< 230 U	< 300 U	< 300 U	< 260 U	< 310 U	< 300 U	-	< 350 U	< 340 U	< 280 U	< 210 U	< 410 U	< 340 U
4-CHLOROANILINE	106-47-8	ug/kg	2700	0.9	< 630 U	< 440 U	< 590 U	< 590 U	< 500 U	< 590 U	< 570 U	-	< 670 U	< 660 U	< 550 U	< 400 U	< 790 U	< 660 U
4-CHLOROPHENYL PHENYL ETHER	7005-72-3	ug/kg			< 320 U	< 230 U	< 300 U	< 300 U	< 260 U	< 310 U	< 300 U	-	< 350 U	< 340 UJ	< 280 U	< 210 U	< 410 U	< 340 U
4-METHYLPHENOL (P-CRESOL)	106-44-5	ug/kg	130000	93	< 630 U	< 440 U	< 590 U	< 590 U	< 500 U	< 590 U	< 570 U	-	< 670 U	< 660 UJ	< 550 U	< 400 U	< 790 U	< 660 UJ
4-Nitroaniline	100-01-6	ug/kg	25000		< 630 U	< 440 U	< 590 U	< 590 U	< 500 U	< 590 UJ	< 570 U	-	< 670 U	< 660 U	< 550 U	< 400 U	< 790 U	< 660 U
4-NITROPHENOL	100-02-7	ug/kg	1900000	153	< 630 U	< 440 U	< 590 U	< 590 U	< 500 U	< 590 UJ	< 570 U	-	< 670 U	< 660 U	< 550 U	< 400 U	< 790 U	< 660 U
Acenaphthene	83-32-9	ug/kg	360000	6.7	< 320 U	< 230 U	< 300 U	< 300 U	< 260 U	< 310 U	< 300 U	-	< 350 U	< 340 U	< 280 U	< 210 U	< 410 U	< 340 U
ACENAPHTHYLENE	208-96-8	ug/kg	360000	5.9	< 320 U	< 230 U	< 300 U	110 J	< 260 U	< 310 U	< 300 U	-	< 350 U	< 340 U	< 280 U	< 210 U	< 410 U	< 340 U
Acetophenone	98-86-2	ug/kg	780000		< 630 U	< 440 U	< 590 U	< 590 U	< 500 U	< 590 U	< 570 U	-	< 670 U	< 660 U	< 550 U	< 400 U	< 790 U	110 J
ANTHRACENE	120-12-7	ug/kg	1800000	57	< 320 U	< 230 U	92 J	310	65 J	90 J	< 300 U	-	< 350 U	< 340 U	< 280 U	< 210 U	< 410 U	120 J

Table 28
Phase 2 Reach Sediment Analytical Results
Phase 2 Data Evaluation Summary Memorandum
Lower Neponset River
Boston and Milton, Massachusetts

					Location	24A-0097	24A-0097	24A-0098	24A-0098	24A-0098	24A-0098	24A-0099	24A-0099	24A-0100	24A-0101	24A-0101	24A-0101	24A-0102	24A-0103
					Sample Name	24A-0097-BS	24A-0097-CS	24A-0098-AS	24A-0098-BS	24A-0098-CS	24A-0098-AD	24A-0099-AS	24A-0099-BS	24A-0100-AS	24A-0101-AS	24A-0101-BS	24A-0101-CS	24A-0102-AS	24A-0103-AS
					Sample Date	10/3/2024	10/3/2024	9/30/2024	9/30/2024	9/30/2024	9/30/2024	9/30/2024	9/30/2024	10/23/2024	9/30/2024	9/30/2024	9/30/2024	10/23/2024	9/26/2024
					Sample Type	N	N	N	N	N	FD	N	N	N	N	N	N	N	N
					Depth Interval	0.5 - 2.2 ft	2.2 - 4.1 ft	0 - 0.5 ft	0.5 - 1.6 ft	1.6 - 2.4 ft	0 - 0.5 ft	0 - 0.5 ft	0.5 - 1 ft	0 - 0.5 ft	0 - 0.5 ft	0.5 - 1.5 ft	1.5 - 2.4 ft	0 - 0.5 ft	0 - 0.5 ft
Analyte	Cas No.	Units	Human Health PAL	Ecological PAL															
ATRAZINE	1912-24-9	ug/kg	2400	0.3	< 630 U	< 440 U	< 590 U	< 590 U	< 500 U	< 590 U	< 570 U	-	< 670 U	< 660 U	< 550 U	< 400 U	< 790 U	< 660 U
BENZALDEHYDE	100-52-7	ug/kg	170000	59	< 630 U	< 440 U	< 590 U	< 590 U	< 500 U	< 590 U	< 570 U	-	< 670 U	< 660 U	< 550 U	< 400 U	< 790 U	< 660 U
BENZO(A)ANTHRACENE	56-55-3	ug/kg	1100	108	< 320 U	< 230 U	480	780	150 J	440	150 J	-	98 J	320 J	140 J	64 J	< 410 U	690
BENZO(A)PYRENE	50-32-8	ug/kg	110	150	64 J	< 230 U	280 J	640	130 J	260 J	79 J	-	83 J	190 J	74 J	< 210 U	< 410 U	460
Benzo(B)Fluoranthene	205-99-2	ug/kg	1100	190	84 J	< 230 U	810	810	170 J	730	200 J	-	100 J	550	160 J	77 J	110 J	1300
Benzo(G,H,I)Perylene	191-24-2	ug/kg	180000	170	< 320 U	< 230 U	< 300 U	370	75 J	< 310 U	< 300 U	-	< 350 U	< 340 U	< 280 U	< 210 U	< 410 U	75 J
Benzo(K)Fluoranthene	207-08-9	ug/kg	11000	240	< 320 U	< 230 U	240 J	260 J	< 260 U	220 J	< 300 U	-	< 350 U	190 J	< 280 U	< 210 U	< 410 U	370
BENZYL BUTYL PHTHALATE	85-68-7	ug/kg	290000	100	< 320 U	< 230 U	< 300 U	< 300 U	< 260 U	< 310 U	< 300 U	-	< 350 U	< 340 U	< 280 U	< 210 U	< 410 U	< 340 U
BIPHENYL (DIPHENYL)	92-52-4	ug/kg	4700	198	< 320 U	< 230 U	< 300 U	< 300 U	< 260 U	< 310 U	< 300 U	-	< 350 U	< 340 U	< 280 U	< 210 U	< 410 U	< 340 U
BIS(2-CHLOROETHOXY) METHANE	111-91-1	ug/kg	19000		< 320 U	< 230 U	< 300 U	< 300 U	< 260 U	< 310 U	< 300 U	-	< 350 U	< 340 U	< 280 U	< 210 U	< 410 U	< 340 U
BIS(2-CHLOROETHYL) ETHER (2-CHLOROETHYL ETHER)	111-44-4	ug/kg	230		< 630 U	< 440 U	< 590 U	< 590 U	< 500 U	< 590 U	< 570 U	-	< 670 U	< 660 U	< 550 U	< 400 U	< 790 U	< 660 U
BIS(2-CHLOROISOPROPYL) ETHER	108-60-1	ug/kg	310000		< 630 U	< 440 U	< 590 U	< 590 U	< 500 U	< 590 U	< 570 U	-	< 670 U	< 660 U	< 550 U	< 400 U	< 790 U	< 660 U
BIS(2-ETHYLHEXYL) PHTHALATE	117-81-7	ug/kg	39000	180	< 320 U	< 230 U	320	140 J	< 260 U	270 J	390	-	< 350 U	240 J	110 J	< 210 U	< 410 U	410
Caprolactam	105-60-2	ug/kg	3100000		< 630 U	< 440 U	< 590 U	< 590 U	< 500 U	< 590 U	< 570 U	-	< 670 U	< 660 U	< 550 U	< 400 U	< 790 U	< 660 U
CARBAZOLE	86-74-8	ug/kg	240000	69	< 630 U	< 440 U	< 590 U	< 590 U	< 500 U	< 590 U	< 570 U	-	< 670 U	< 660 UJ	< 550 U	< 400 U	< 790 U	< 660 U
CHRYSENE	218-01-9	ug/kg	110000	166	78 J	< 230 U	580	650	150 J	530	170 J	-	96 J	410	140 J	68 J	84 J	920
DIBENZ(A,H)ANTHRACENE	53-70-3	ug/kg	110	33	< 320 U	< 230 U	99 J	110 J	< 260 U	88 J	< 300 U	-	< 350 U	< 340 U	< 280 U	< 210 U	< 410 U	160 J
Dibenzofuran	132-64-9	ug/kg	7800	510	< 320 U	< 230 U	< 300 U	< 300 U	< 260 U	< 310 U	< 300 U	-	< 350 U	< 340 UJ	< 280 U	< 210 U	< 410 U	< 340 U
Diethyl Phthalate	84-66-2	ug/kg	5100000	630	< 320 U	< 230 U	< 300 U	< 300 U	< 260 U	< 310 U	< 300 U	-	< 350 U	< 340 U	< 280 U	< 210 U	< 410 U	< 340 U
DIMETHYL PHTHALATE	131-11-3	ug/kg	5100000	678	< 320 U	< 230 U	< 300 U	< 300 U	< 260 U	< 310 U	< 300 U	-	< 350 U	< 340 U	< 280 U	< 210 U	< 410 U	< 340 U
Di-N-Butyl Phthalate	84-74-2	ug/kg	630000	11	< 320 U	< 230 U	< 300 U	< 300 U	< 260 U	< 310 U	< 300 U	-	< 350 U	< 340 U	< 280 U	< 210 U	< 410 U	< 340 U
DI-N-OCTYLPHTHALATE	117-84-0	ug/kg	63000	39	< 630 U	< 440 U	< 590 U	< 590 U	< 500 U	< 590 U	< 570 U	-	< 670 U	< 660 U	< 550 U	< 400 U	< 790 U	< 660 U
FLUORANTHENE	206-44-0	ug/kg	240000	423	110 J	< 230 U	1200	1700	330	1100	330	-	140 J	770	290	150 J	170 J	1600
FLUORENE	86-73-7	ug/kg	240000	77	< 320 U	< 230 U	< 300 U	99 J	< 260 U	< 310 U	< 300 U	-	< 350 U	< 340 UJ	< 280 U	< 210 U	< 410 U	< 340 U
HEXACHLOROBENZENE	118-74-1	ug/kg	78	20	< 320 R	< 230 U	< 300 U	< 300 U	< 260 U	< 310 U	< 300 U	-	< 350 U	< 340 U	< 280 U	< 210 U	< 410 U	< 340 U
Hexachlorobutadiene	87-68-3	ug/kg	1200		< 320 U	< 230 U	< 300 U	< 300 U	< 260 U	< 310 U	< 300 U	-	< 350 U	< 340 U	< 280 U	< 210 U	< 410 U	< 340 U
HEXACHLOROCYCLOPENTADIENE	77-47-4	ug/kg	180	6.5	< 630 U	< 440 U	< 590 U	< 590 U	< 500 U	< 590 U	< 570 U	-	< 670 U	< 660 U	< 550 U	< 400 U	< 790 U	< 660 U
HEXACHLOROETHANE	67-72-1	ug/kg	1800	27	< 320 U	< 230 U	< 300 U	< 300 U	< 260 U	< 310 U	< 300 U	-	< 350 U	< 340 U	< 280 U	< 210 U	< 410 U	< 340 U
INDENO(1,2,3-C,D)PYRENE	193-39-5	ug/kg	1100	200	< 320 U	< 230 U	240 J	320	63 J	220 J	< 300 U	-	< 350 U	160 J	< 280 U	< 210 U	< 410 U	410
ISOPHORONE	78-59-1	ug/kg	570000	876	< 320 U	< 230 U	< 300 U	< 300 U	< 260 U	< 310 U	< 300 U	-	< 350 U	< 340 U	< 280 U	< 210 U	< 410 U	< 340 U
Naphthalene	91-20-3	ug/kg	2000	176	< 320 U	< 230 U	< 300 U	< 300 U	< 260 U	< 310 U	< 300 U	-	< 350 U	< 340 U	< 280 U	< 210 U	< 410 U	< 340 U
NITROBENZENE	98-95-3	ug/kg	5100	407	< 320 U	< 230 U	< 300 U	< 300 U	< 260 U	< 310 U	< 300 U	-	< 350 U	< 340 U	< 280 U	< 210 U	< 410 U	< 340 U
N-NITROSODI-N-PROPYLAMINE	621-64-7	ug/kg	78		< 320 U	< 230 U	< 300 U	< 300 U	< 260 U	< 310 U	< 300 U	-	< 350 U	< 340 U	< 280 U	< 210 U	< 410 U	< 340 U
N-NITROSODIPHENYLAMINE	86-30-6	ug/kg	110000	110	< 320 U	< 230 U	< 300 U	< 300 U	< 260 U	< 310 U	< 300 U	-	< 350 U	< 340 U	< 280 U	< 210 U	< 410 U	< 340 U
PENTACHLOROPHENOL	87-86-5	ug/kg	1000	10	< 630 U	< 440 U	< 590 U	< 590 U	< 500 U	< 590 U	< 570 U	-	< 670 U	< 660 U	< 550 U	< 400 U	< 790 U	< 660 U
PHENANTHRENE	85-01-8	ug/kg	1800000	204	< 320 U	< 230 U	460	1100	250 J	440	190 J	-	71 J	310 J	160 J	95 J	< 410 U	620
PHENOL	108-95-2	ug/kg	1900000	175	< 630 U	< 440 U	< 590 U	< 590 U	< 500 U	< 590 U	< 570 U	-	< 670 U	< 660 U	< 550 U	< 400 U	< 790 U	< 660 U
PYRENE	129-00-0	ug/kg	180000	195	110 J	< 230 U	760	1400	260	690	220 J	-	130 J	490	200 J	100 J	130 J	1100
TOTAL ORGANIC CARBON	TOC	mg/kg			61000	7200	80000	52000	37000	78000	59000	28000	100000	97000	45000	22000	160000	120000

Table 28
Phase 2 Reach Sediment Analytical Results
Phase 2 Data Evaluation Summary Memorandum
Lower Neponset River
Boston and Milton, Massachusetts

					Location	24A-0103	24A-0103	24A-0104	24A-0104	24A-0104	24A-0105	24A-0106	24A-0106	24A-0106	24A-0107	24A-0108	24A-0108	24A-0108	24A-0109
					Sample Name	24A-0103-BS	24A-0103-CS	24A-0104-AS	24A-0104-BS	24A-0104-CS	24A-0105-AS	24A-0106-AS	24A-0106-BS	24A-0106-CS	24A-0107-AS	24A-0108-AS	24A-0108-BS	24A-0108-CS	24A-0109-AS
					Sample Date	9/26/2024	9/26/2024	9/26/2024	9/26/2024	9/26/2024	10/23/2024	9/26/2024	9/26/2024	9/26/2024	10/23/2024	9/26/2024	9/26/2024	9/26/2024	10/23/2024
					Sample Type	N	N	N	N	N	N	N	N	N	N	N	N	N	N
					Depth Interval	0.5 - 2 ft	2 - 2.7 ft	0 - 0.5 ft	0.5 - 1.5 ft	1.5 - 2 ft	0 - 0.5 ft	0 - 0.5 ft	0.5 - 2.5 ft	2.5 - 2.8 ft	0 - 0.5 ft	0 - 0.5 ft	0.5 - 3.3 ft	3.3 - 4.5 ft	0 - 0.5 ft
Analyte	Cas No.	Units	Human Health PAL	Ecological PAL															
Grain Size																			
%CLAY	%CLAY	%			0	0	0	0	1	0	0	1.5	0	0	0	8.3	0	0
%COARSE SAND >.5-1MM (USDA classification)	%COARSESAND	%			3.7	17.3	0.3	4.5	17.2	6.0	1.9	1.2	20.7	0.1	0	0.5	11.5	1.2
%FINE SAND >.125-.25 mm (USDA classification)	%FINE SAND	%			29.7	11.8	23.8	34.4	19.6	61.2	16.3	37.6	8.7	72.3	16.3	41.3	15.2	71.3
%MEDIUM SAND >.25-5 mm (USDA classification)	%MEDIUM SAND	%			8.6	40.1	5.6	12.0	20.1	7.8	9.2	5.9	21.1	4.3	16.0	6.2	22.6	2.7
Gravel	GRAVEL	%			5.0	21.1	0	0.6	29.1	17.8	0	3.1	42.5	2.1	0	1.5	45.0	5.9
Hydrometer, Reading 1, Percent Passing	HYD01	%			12.2	0	2.1	5.8	1	0	6.3	12.4	0	0	5.5	15.1	1.1	0
Hydrometer, Reading 2, Percent Passing	HYD02	%			7.2	0	2.1	5.8	1	0	6.3	8.8	0	0	1.6	11.7	0	0
Hydrometer, Reading 3, Percent Passing	HYD03	%			2.1	0	2.1	5.8	1	0	1.9	8.8	0	0	0	11.7	0	0
Hydrometer, Reading 4, Percent Passing	HYD04	%			0	0	0	0	1	0	1.9	8.8	0	0	0	8.3	0	0
Hydrometer, Reading 5, Percent Passing	HYD05	%			0	0	0	0	1	0	0	1.5	0	0	0	8.3	0	0
Hydrometer, Reading 6, Percent Passing	HYD06	%			0	0	0	0	1	0	0	1.5	0	0	0	1.4	0	0
Hydrometer, Reading 7, Percent Passing	HYD07	%			0	0	0	0	0	0	0	1.5	0	0	0	1.4	0	0
Sand	308075-07-2	%			42.0	69.2	29.7	50.9	56.9	75.0	27.4	44.7	50.5	76.7	32.3	48.0	49.3	75.2
SIEVE NO. 10, PERCENT PASSING (2.00 mm)	SIEVE10	%			91.3	61.6	99.7	94.9	53.7	76.2	98.1	95.7	36.8	97.8	100.0	98.0	43.5	92.9
SIEVE NO. 40, PERCENT PASSING (0.425 mm)	SIEVE40	%			82.7	21.5	94.1	82.9	33.6	68.4	88.9	89.8	15.7	93.5	84.0	91.8	20.9	90.2
SIEVE NO. 80, PERCENT PASSING	SIEVE80	%			61.0	13.6	86.1	68.1	21.1	35.5	83.3	73.3	10.2	52.5	76.8	75.5	11.0	60.4
SIEVE, NO. 20, PERCENT PASSING (0.85 mm)	SIEVE20	%			87.0	36.9	98.1	89.5	44.5	74.2	92.9	93.5	24.5	97.0	90.7	95.5	34.6	92.6
SIEVE, NO. 60, PERCENT PASSING	SIEVE60	%			69.1	15.8	89.9	75.3	25.0	58.9	85.0	83.2	11.8	78.6	80.0	85.7	14.2	77.7
Sieve-U.S. Std. No. 100 (0.15mm)	SIEVEUS100	%			59.8	12.9	85.1	65.4	19.9	25.8	82.3	69.6	10.1	38.6	75.9	72.6	10.3	48.7
Sieve-U.S. Std. No. 200 (0.075mm)	SIEVEUS200	%			53.0	9.7	70.3	48.5	14.0	7.2	72.6	52.2	7.1	21.2	67.7	50.5	5.7	18.9
Sieve-U.S. Std. No. 4 (4.75mm)	SIEVEUS4	%			95.0	78.9	100.0	99.4	70.9	82.2	100.0	96.9	57.5	97.9	100.0	98.5	55.0	94.1
Sieve-US Std. 0.375-inch (9.5 mm)	SIEVE0.375IN	%			100.0	96.1	100.0	100.0	83.8	89.8	100.0	100.0	82.9	100.0	100.0	100.0	72.4	94.3
Sieve-US Std. 0.75-inch (19 mm)	SIEVE0.75IN	%			100.0	100.0	100.0	100.0	100.0	100.0	100.0	100.0	100.0	100.0	100.0	100.0	100.0	100.0
Sieve-US Std. 1.5-inch (37.5 mm)	SIEVE1.5IN	%			100.0	100.0	100.0	100.0	100.0	100.0	100.0	100.0	100.0	100.0	100.0	100.0	100.0	100.0
SIEVE-US std. 1-inch (25 mm)	SIEVE1INCH	%			100.0	100.0	100.0	100.0	100.0	100.0	100.0	100.0	100.0	100.0	100.0	100.0	100.0	100.0
SIEVE-US std. 2-inch (50 mm)	SIEVE2INCH	%			100.0	100.0	100.0	100.0	100.0	100.0	100.0	100.0	100.0	100.0	100.0	100.0	100.0	100.0
SILT	445	%			53.0	9.7	70.3	48.5	13.0	7.2	72.6	50.7	7.1	21.2	67.7	42.2	5.7	18.9
PCDD/F																		
1,2,3,4,6,7,8-HpCDD	35822-46-9	pg/g	480	500	2800 J	505 J	2980 J	2590 J	293 J	653	2540 J	1900 J	78.1 J	646	2650 J	2430 J	112 J	929
1,2,3,4,6,7,8-HpCDF	67562-39-4	pg/g	480	50	1190 J	197 J	1640	1060 J	124 J	363	1510 J	848 J	47.6 J	308	1550 J	1670 J	70.8 J	601
1,2,3,4,7,8,9-HpCDF	55673-89-7	pg/g	480	50	45.1 J	13 J	50.2	34.8 J	5.11 J	16.6	46.4 J	30.5 J	1.38 J	13.3	52.7 J	41.4 J	1.8 J	21.1
1,2,3,4,7,8-HxCDD	39227-28-6	pg/g	48	1	20.9 J	3.75 J	26.6	19.1 J	2.93 J	7.67	26.7 J	14.6 J	0.8 JN	7.18	27.7 J	19.1 J	1.35 J	10.3
1,2,3,4,7,8-HxCDF	70648-26-9	pg/g	48	5	83.3 J	16.2 J	109	61 J	7.07 J	20.1	114 J	54.6 J	2.13 J	17.9	102 J	58.7 J	2.89 J	40.1
1,2,3,6,7,8-HxCDD	57653-85-7	pg/g	48	50	129 J	22.2 J	147	110 J	13.8 J	30.9	110 J	83.9 J	3.81 J	28.7	119 J	115 J	5.68 J	49.6
1,2,3,6,7,8-HxCDF	57117-44-9	pg/g	48	5	38.1 J	7.43 J	52.4	30 J	3.78 J	12.9	57.3 J	27.7 J	1.24 J	11.1	50 J	34.7 J	1.87 J	24.4
1,2,3,7,8,9-HxCDD	19408-74-3	pg/g	48	50	57.2 J	9.77 J	75.4	54.8 J	6.94 J	17.6	69 J	39.6 J	1.84 J	16.1	71 J	54.8 J	3.06 J	26.8
1,2,3,7,8,9-HxCDF	72918-21-9	pg/g	48	5	< 1.14 U	< 0.521 U	< 1.54 U	< 1.22 U	< 0.389 U	< 0.89 U	< 1.44 U	< 0.927 U	< 0.267 U	< 0.853 U	< 1.27 U	< 1.28 U	< 0.339 U	< 0.953 U
1,2,3,7,8-PeCDD	40321-76-4	pg/g	4.8	0.5	8.61	1.59 J	12.1 J	7.71 JN	1.22 J	3.3 J	10.2	6.79 J	< 0.267 U	2.19 JN	11.1	8.47	0.425 J	4.72 JN
1,2,3,7,8-PeCDF	57117-41-6	pg/g	160	10	12.3	2.22 J	12.6	9.77	0.973 JN	2.56 J	11.5	11.4	0.397 JN	2.45 JN	10.4	10.3	0.651 J	4.82 JN
2,3,4,6,7,8-HxCDF	60851-34-5	pg/g	48	5	43.8 J	7.95 J	52.2	35.2 J	4.54 J	14.1	47.3 J	28.8 J	1.36 J	13.5	48.4 J	41.6 J	1.93 J	20.8
2,3,4,7,8-PeCDF	57117-31-4	pg/g	16	1	62.7 J	12 J	50.6	46.8 J	6.07 J	14.1 J	43.1 J	59.2 J	2.38 J	13.9 J	45.1 J	61 J	2.54 J	19.7 J
2,3,7,8-TCDD	1746-01-6	pg/g	4.8	0.5	3.57 J	0.597 J	3.25 J	2.93 J	< 1.86 UJ	< 1.98 UJ	2.88 J	2.95 J	< 1.93 UJ	< 1.98 UJ	2.2 JN	3.64 J	< 1.94 UJ	< 1.96 UJ
2,3,7,8-TCDF	51207-31-9	pg/g	48	10	24.5 J	5.22 J	23.3	24.4 J	3.09 J	5.67	17.1 J	26.7 J	0.888 J	5.61 JN	18.5 J	26.8 J	1.42 J	8.77 JN
OCDD	3268-87-9	pg/g	16000	5000	21300 JEB	4020 JEB	20400 JEB	20600 JEB	2000 JEB	4630	17500 JEB	16800 JEB	612 JEB	4400	18200 JEB	20600 JEB	860 JEB	6440
OCDF	39001-02-0	pg/g	16000	5000	1430 J	277 J	1710	1340 J	145 J	664	1660 J	966 J	44.2 J	414	1700 J	1520 J	63.7 J	684
Total HpCDD	RA_Total_HpCDD	pg/g			4900	887	5200	4990	510	1157	4490	3530	137.9	1146	4710	4350	197.9	1683
Total HpCDF	RA_Total_HpCDF	pg/g			2642.2	468.99	3182.1	2365.8	265.71	794.65	2831.5	1881.8	98.78	637.3	2935.9	3461.6	144.445	1151.7
Total HxCDD	RA_Total_HxCDD	pg/g	100		828.18	114.35	918.48	740.57	99.09	200.01	812.27	561.53	25.721	180.5	739.88	736.95	38.765	305.67
Total HxCDF	RA_Total_HxCDF	pg/g			1029.48	166.821	1169	844.28	105.343	289.02	1071.86	736.57	36.366	256.87	1045.42	1161.36	50.788	467.54
Total PeCDD	RA_Total_PeCDD	pg/g			92.79	15.895	114.83	81.72	9.767	25.74	96.18	57.96	2.142 U	17.26	102.47	85.98	4.319	36.63
Total PeCDF	RA_Total_PeCDF	pg/g			618.575	119.82	546.63	470.98	56.286	132.65	552.506	486.019	19.824	123.88	549.311	527.596	23.325	214.41
Total TCDD	RA_Total_TCDD	pg/g			37.167	4.77	42.973	35.897	1.81 U	2.82 U	36.981	22.57	< 1.93 U	2.13 U	36.693	27.583	1.41 U	7.39 U
Total TCDF	RA_Total_TCDF	pg/g			474.93	99.822	373.77	399.54	45.641	98.793	262.59	393.45	12.511	95.09	304.66	383.53	15.25	167.76
Total PCDD/F TEQ (Bird)	RA-TEQ-B-DF	pg/g			142.609	27.2082	144.303	118.704	14.7934	35.4669	125.645	125.8806	4.67632	32.7914	128.322	143.781	6.47977	53.7554
Total PCDD/F TEQ (Fish)	RA-TEQ-F-DF	pg/g			91.626	16.9464	101.422	75.2985	9.46815	24.7699	93.08	73.3516	2.81727	22.1714	93.752	90.969	4.16032	37.5559
Total PCDD/F TEQ (Mammal)	RA-TEQ-M-DF	pg/g			118.209	21.5447	132.833	101.8531	12.14979	30.415	117.207	88.5468	3.40037	27.5597	119.299	113.839	5.14964	46.4998
PCB Congeners																		
PCB-001	2051-60-7	ng/g	230	14	13.9 J	1.04 J	29.8 J	18.9 J	1.37 J	61.7 J	28.2 J	4.61 J	0.226 J	43.7 J	30.9 J	5.88 J	0.443 J	27.9 J
PCB-002	2051-61-8	ng/g	230	14	< 0.0465 U	< 0.0466 U	< 0.0473 U	< 0.0478 U	< 0.0448 U	1.24 J	0.566	< 0.047 U	< 0.0466 U	0.889 J	0.648	< 0.0478 U	< 0.0467 U	0.601 J
PCB-003	2051-62-9	ng/g	230	14	10.5 J	1.06 J	15.9	14.4 J	1.13 J	21.2 J	15.4 J	3.43 J	< 0.048 UJ	20.5 J	16.7 J	5.64 J	< 0.0481 UJ	10.5 J
PCB-004/010	PCB-4/10	ng/g	230	14	77.2 J	8.7 J	77.2 J	65.9 J	5.69 J	149 J	55.9 J	40.3 J	1.4 J	121 J	70.1 J	61.1 J	5.04 J	95.1 J
PCB-005/008	PCB-5/8	ng/g	230	14	85.1 J	11.5 J	77.6 J	97.3 J	10.6 J	123 J	56.6 J	49.8 J	1.99 J	104 J	73 J	92.2 J	9.28 J	52.5 J
PCB-006	25569-80-6	ng/g	230	14	36.5 J	6.68 J	12.6 J	22.6 J	3.48 J	27.3 J	10.7 J	20.2 J	0.684 J	26.7 J	13 J	66.7 J	7.24 J	18.2 J
PCB-007/009	PCB-7/9	ng/g	230	14	4.17 J	0.853 J	2.26	3.73 J	0.466 J	5.3 J	1.87 J	2.55 J	< 0.0847 UJ	3.86 J	2.29 J	6.06 J	0.703 J	2.14 J
PCB-011	2050-67-1	ng/g	230	14	17.8 J	3.38 J	2.66 J	5.92 J	0.65 J	4.61 J	2.51 J	9.64 J	< 0.0441 UJ	4.2 J	2.88 J	8.24 J	< 0.0442 UJ	3.96 J
PCB-012/013	PCB-12/13	ng/g	230	14	69.9 J	13.3 J	8.07	22.2 J	2.99 J	16.9 J	7.33 J	39.9 J	0.909 J	16.3 J	9.5 J	29.9 J	1.18 J	17.1 J
PCB-014	34883-41-5	ng/g	230	14	< 0.043 U	< 0.0431 U	< 0.0438 U	< 0.0442 U	< 0.0415 U	< 0.0441 U	< 0.0442 U	< 0.0434 U	< 0.0431 U	< 0.0443 U	< 0.0437 U	< 0.0442 U	< 0.0432 U	< 0.0438 U
PCB-015	2050-68-2	ng/g	230	14	843 J	154 J	63.8 J	250 J	28.8 J	149 J	57.1 J	391 J	12.7 J	114 J	68.5 J	335 J	10.3 J	124 J
PCB-016/032	PCB-16/32	ng/g	230	14	1070 J	228 J	46.1 J	395 J	40.1 J	109 J	30.7 J	1410 J	49.1 J	112 J	34.6 J	819 J	29.6 J	172 J

Table 28
Phase 2 Reach Sediment Analytical Results
Phase 2 Data Evaluation Summary Memorandum
Lower Neponset River
Boston and Milton, Massachusetts

					Location	24A-0103	24A-0103	24A-0104	24A-0104	24A-0104	24A-0105	24A-0106	24A-0106	24A-0106	24A-0107	24A-0108	24A-0108	24A-0108	24A-0109
					Sample Name	24A-0103-BS	24A-0103-CS	24A-0104-AS	24A-0104-BS	24A-0104-CS	24A-0105-AS	24A-0106-AS	24A-0106-BS	24A-0106-CS	24A-0107-AS	24A-0108-AS	24A-0108-BS	24A-0108-CS	24A-0109-AS
					Sample Date	9/26/2024	9/26/2024	9/26/2024	9/26/2024	9/26/2024	10/23/2024	9/26/2024	9/26/2024	9/26/2024	10/23/2024	9/26/2024	9/26/2024	9/26/2024	10/23/2024
					Sample Type	N	N	N	N	N	N	N	N	N	N	N	N	N	N
					Depth Interval	0.5 - 2 ft	2 - 2.7 ft	0 - 0.5 ft	0.5 - 1.5 ft	1.5 - 2 ft	0 - 0.5 ft	0 - 0.5 ft	0.5 - 2.5 ft	2.5 - 2.8 ft	0 - 0.5 ft	0 - 0.5 ft	0.5 - 3.3 ft	3.3 - 4.5 ft	0 - 0.5 ft
Analyte	Cas No.	Units	Human Health PAL	Ecological PAL														
PCB-017	37680-66-3	ng/g	230	14	578 JEB	121 JEB	32.6 EB	199 JEB	18.6 JEB	70.2 J	23.1 JEB	577 JEB	18.9 JEB	77 J	28.3 JEB	394 JEB	16.5 JEB	103 J
PCB-018	37680-65-2	ng/g	230	14	735 JEB	158 JEB	14.9 EB	102 JEB	15.3 JEB	54.5 J	13 JEB	318 JEB	9.22 JEB	54.5 J	14.8 JEB	457 JEB	26.3 JEB	120 J
PCB-019	38444-73-4	ng/g	230	14	252 J	53 J	19.3	141 J	11.7 J	37.6 J	15.4 J	375 J	13.4 J	38.4 J	16.4 J	211 J	6.1 J	62.6 J
PCB-020/021/033	PCB-20/21/33	ng/g	230	14	217 J	45 J	8.91	34.8 J	5.82 J	17.4	7.29 J	267 J	7.58 J	16.8	8.66 J	207 J	11 J	27.6
PCB-022	38444-85-8	ng/g	230	14	367 J	74.4 J	5.92	32 J	5.86 J	25.6 J	5.79 J	559 J	14.2 J	28.3 J	7.14 J	247 J	9.99 J	54.9 J
PCB-023/034	PCB-23/34	ng/g	230	14	13.8 J	2.81 J	0.593 J	3.09 J	0.519 J	1.59 J	0.712 J	7.31 J	0.276 J	1.95 J	0.717 J	10 J	0.353 J	3.09 J
PCB-024/027	PCB-24/27	ng/g	230	14	158 J	31.6 J	13.8	68.8 J	6.1 J	24.9 J	10.4 J	218 J	7.97 J	24.4 J	10.6 J	107 J	3.68 J	36.5 J
PCB-025	55712-37-3	ng/g	230	14	424 J	81.8 J	13.3 J	91 J	11.5 J	44.4 J	12.1 J	249 J	6.9 J	50.9 J	14.5 J	288 J	9.56 J	65.2 J
PCB-026	38444-81-4	ng/g	230	14	771 J	155 J	20.3	170 J	20.5 J	69.8 J	18.3 J	552 J	16.2 J	79.8 J	21.4 J	524 J	18.6 J	113 J
PCB-028	7012-37-5	ng/g	230	14	1890 J	418 J	41.8 J	336 J	43.1 J	161 J	38.5 J	2790 J	96.7 J	148 J	48.4 J	1590 J	49.9 J	240 J
PCB-029	15862-07-4	ng/g	230	14	< 0.0564 U	< 0.0565 U	< 0.0574 U	< 0.0579 U	< 0.0543 U	< 0.0577 U	< 0.0579 U	1.42	< 0.0565 U	< 0.058 U	< 0.0572 U	< 0.0579 U	< 0.0566 U	< 0.0573 U
PCB-030	35693-92-6	ng/g	230	14	1.14 J	< 0.0563 UJ	< 0.0572 U	< 0.0577 UJ	< 0.0541 UJ	< 0.0575 U	< 0.0577 UJ	1.06 J	< 0.0563 UJ	< 0.0578 U	< 0.057 UJ	0.465 J	< 0.0564 UJ	< 0.0571 U
PCB-031	16606-02-3	ng/g	230	14	983 J	214 J	37	246 J	32.7 J	125 J	36 J	450 J	11.6 J	138 J	44.6 J	702 J	32.1 J	215 J
PCB-035	37680-69-6	ng/g	230	14	11.5 J+	2.05 J+	< 0.0536 U	3.82 J+	< 0.0507 U	1.3 J	< 0.0541 U	19.3 J+	< 0.0528 U	1.25 J	< 0.0535 U	14.3 J+	< 0.0529 U	2.09 J
PCB-036	38444-87-0	ng/g	230	14	< 0.0417 U	< 0.0418 U	< 0.0424 U	< 0.0428 U	< 0.0402 U	< 0.0427 U	< 0.0428 U	< 0.0421 U	< 0.0418 U	< 0.0429 U	< 0.0423 U	< 0.0428 U	< 0.0419 U	< 0.0424 U
PCB-037	38444-90-5	ng/g	230	14	444 J	92.2 J	13	78.1 J	11.5 J	34.4	11.6 J	523 J	13.8 J	31.4	15.7 J	282 J	7.22 J	59.1 J
PCB-038	53555-66-1	ng/g	230	14	< 0.0625 U	< 0.0627 U	< 0.0637 U	< 0.0642 U	< 0.0602 U	< 0.064 U	< 0.0642 U	< 0.0631 U	< 0.0627 U	< 0.0643 U	< 0.0634 U	< 0.0642 U	< 0.0628 U	< 0.0636 U
PCB-039	38444-88-1	ng/g	230	14	5.41 J	1.19 J	< 0.0411 U	1.73 J	< 0.0389 UJ	0.874	< 0.0414 UJ	4.88 J	< 0.0404 UJ	< 0.0415 U	0.81 J	4.49 J	< 0.0405 UJ	0.914
PCB-040	38444-93-8	ng/g	230	14	201 J	45.1 J	5.4	60.2 J	8.19 J	11.4	3.48 J	273 J	8.59 J	12.9	3.21 J	161 J	5.26 J	19.8
PCB-041/064	PCB-41/64	ng/g	230	14	733 J	160 J	52.7 J	219 J	27.6 J	48.1 J	36.9 J	889 J	28.4 J	50.9 J	42.1 J	589 J	16.3 J	77.5 J
PCB-042	36559-22-5	ng/g	230	14	545 J	110 J	29.6	168 J	20.8 J	35.7 J	16.6 J	677 J	21.4 J	41 J	15.5 J	468 J	13.5 J	71.1 J
PCB-043/049	PCB-43/49	ng/g	230	14	1540 JEB	325 JEB	124 JEB	591 JEB	68.3 JEB	137 J	81.2 JEB	2040 JEB	61.7 JEB	152 J	112 JEB	1470 JEB	41.4 JEB	269 J
PCB-044	41464-39-5	ng/g	230	14	1240 JEB	271 JEB	59.7 JEB	377 JEB	48.2 JEB	77 J	34.2 JEB	1730 JEB	54 JEB	88.3 J	29.8 JEB	1140 JEB	34.3 JEB	141 J
PCB-045	70362-45-7	ng/g	230	14	258 J	56.9 J	12.5	84.3 J	10.1 J	12.9	5.14 J	347 J	11.6 J	14.9	4.57 J	190 J	6.18 J	20.4
PCB-046	41464-47-5	ng/g	230	14	97.3 J	21.6 J	3.75	27 J	3.38 J	5.82 J	1.83 J	131 J	4.33 J	6.34 J	1.46 J	90.6 J	2.94 J	12.8 J
PCB-047/048/075	PCB-47/48/75	ng/g	230	14	931 J	185 J	245 J	453 J	48.8 J	97.3 J	133 J	1220 J	39.9 J	103 J	139 J	804 J	22.4 J	170 J
PCB-050	62796-65-0	ng/g	230	14	7.64 J	1.69 J	0.98 J	4.52 J	0.532 J	0.875 J	0.608 J	9.18 J	0.434 J	0.965 J	0.588 J	5.87 J	0.189 J	1.5 J
PCB-051	68194-04-7	ng/g	230	14	124 J	25.9 J	14.3	73 J	6.78 J	15.3 J	5.86 J	165 J	5.74 J	17 J	5.63 J	110 J	3.3 J	26.4 J
PCB-052/073	PCB-52/73	ng/g	230	14	1610 J	340 J	200 J	563 J	68.4 J	126 J	115 J	2130 J	64.6 J	140 J	93.2 J	1520 J	43.8 J	245 J
PCB-053	41464-41-9	ng/g	230	14	312 J	64.7 J	44.6 J	137 J	14.3 J	30.8 J	15.5 J	460 J	15.4 J	32.5 J	12 J	307 J	8.76 J	61.1 J
PCB-054	15968-05-5	ng/g	230	14	9.19 J	1.87 J	2.48	6.19 J	0.641 J	1.61	0.681 J	11 J	0.427 J	1.57	0.621 J	7.72 J	0.208 J	2.74
PCB-055	74338-24-2	ng/g	230	14	9.45 J	2.12 J	< 0.0782 U	1.41 J	< 0.074 UJ	0.732	< 0.0789 UJ	17.7 J	0.515 J	0.738	< 0.0779 UJ	8.24 J	< 0.0772 UJ	1.15
PCB-056/060	PCB-56/60	ng/g	230	14	387 J	93.6 J	15.6	93.2 J	14.9 J	29.7	14.1 J	733 J	23.8 J	27	18.8 J	390 J	12.1 J	55.7 J
PCB-057	70424-67-8	ng/g	230	14	16.8 J	3.34 J	1.58 J	6.27 J	0.877 J	1.86	1.06 J	21.9 J	0.727 J	1.77	0.978 J	14.6 J	0.349 J	2.54
PCB-058	41464-49-7	ng/g	230	14	3.71 J	0.837 J	1.21	2.19 J	0.37 J	< 0.053 U	< 0.0531 UJ	4.96 J	< 0.0519 UJ	< 0.0532 U	0.414 J	4.04 J	< 0.052 UJ	0.692
PCB-059	74472-33-6	ng/g	230	14	99.2 J	26.7 J	5.37	36.4 J	4.46 J	6.49	3.2 J	134 J	4.16 J	7.34	2.7 J	69.5 J	2.21 J	9.6
PCB-061/074	PCB-61/74	ng/g	230	14	436 J	97.8 J	15.5	88.2 J	13.3 J	39.9 J	13.9 J	723 J	23.4 J	39.3	18.7 J	437 J	14 J	67.8 J
PCB-062	54230-22-7	ng/g	230	14	< 0.0467 U	< 0.0468 U	< 0.0475 U	< 0.048 U	< 0.045 U	< 0.0478 U	< 0.048 U	< 0.0472 U	< 0.0468 U	< 0.0481 U	< 0.0474 U	< 0.048 U	< 0.0469 U	< 0.0475 U
PCB-063	74472-34-7	ng/g	230	14	64.7 J	13.3 J	4.98	20.2 J	2.19 J	7.25	4.01 J	92.6 J	3.09 J	8.06	5.67 J	59.1 J	1.84 J	12.1
PCB-065	33284-54-7	ng/g	230	14	0.673	< 0.0654 U	< 0.0664 U	< 0.067 U	< 0.0628 U	< 0.0668 U	< 0.067 U	0.781	< 0.0654 U	< 0.0671 U	< 0.0662 U	< 0.067 U	< 0.0655 U	< 0.0664 U
PCB-066/080	PCB-66/80	ng/g	230	14	806 J	200 J	47.6 J	259 J	34.9 J	66.2 J	36.7 J	1220 J	37.7 J	62.1 J	50.9 J	857 J	24.6 J	125 J
PCB-067	73575-53-8	ng/g	230	14	32.6 J	7.34 J	1.32	8.22 J	1.19 J	2.56	1.14 J	55.2 J	1.89 J	2.84	1.14 J	29.9 J	0.904 J	4.51
PCB-068	73575-52-7	ng/g	230	14	11 J	2.62 J	10.9	13.2 J	1.72 J	1.78 J	5.77 J	16.1 J	< 0.0693 UJ	2 J	7.04 J	5.53 J	< 0.0694 UJ	3.08 J
PCB-069	60233-24-1	ng/g	230	14	4.43 J	0.952 J	1	2.03 J	< 0.0498 UJ	< 0.053 U	< 0.0531 UJ	4.57 J	< 0.0519 UJ	< 0.0532 U	< 0.0525 UJ	2.86 J	< 0.052 UJ	< 0.0526 U
PCB-070	32598-11-1	ng/g	230	14	754 J	192 J	64.5 J	249 J	34.5 J	60.5 J	45.5 J	1210 J	38.7 J	55.8 J	57.9 J	831 J	25.2 J	113 J
PCB-071	41464-46-4	ng/g	230	14	453 J	95.8 J	41.1 J	159 J	20.4 J	36.9	16.3 J	561 J	19 J	39.4	14.4 J	397 J	11.2 J	62.2 J
PCB-072	41464-42-0	ng/g	230	14	21.1 J	3.88 J	10.1	12.6 J	1.32 J	2.55 J	6.85 J	18.8 J	0.665 J	2.42 J	7.86 J	16.5 J	0.532 J	4.02 J
PCB-076	70362-48-0	ng/g	230	14	< 0.0764 U	< 0.0766 U	< 0.0778 U	< 0.0785 U	< 0.0736 U	< 0.0783 U	< 0.0785 U	< 0.0772 U	< 0.0766 U	< 0.0786 U	< 0.0775 U	< 0.0785 U	< 0.0768 U	< 0.0778 U
PCB-077	32598-13-3	ng/g	38	14	123 J	29.8 J	12.7 J+	33.8 J	6.36 J	10.3 J+	10.3 J	149 J	4.79 J	10.4 J+	14.2 J	92.5 J	2.81 J	18.4 J+
PCB-078	70362-49-1	ng/g	230	14	< 0.0795 U	0.629	< 0.0809 U	< 0.0817 U	< 0.0766 U	< 0.0814 U	< 0.0817 U	< 0.0803 U	< 0.0797 U	< 0.0818 U	< 0.0807 U	3.94	< 0.0799 U	< 0.0809 U
PCB-079	41464-48-6	ng/g	230	14	< 0.0446 U	< 0.0447 U	< 0.0454 U	< 0.0458 U	< 0.0429 U	< 0.0457 U	< 0.0458 U	< 0.045 U	< 0.0447 U	< 0.0459 U	< 0.0452 U	< 0.0458 U	< 0.0448 U	< 0.0454 U
PCB-081	70362-50-4	ng/g	12	14	9.02 J	2.08 J	1.6 J+	3.15 J	0.676 J	< 0.0723 UJ	1.09 J	12.4 J	0.421 J	1.01 J	1.46 J	10.8 J	< 0.071 UJ	1.61 J
PCB-082	52663-62-4	ng/g	230	14	79.8 J	18.4 J	14.2	34 J	4.41 J	5.79	7.96 J	103 J	3.26 J	6.07	7.89 J	72.4 J	2.03 J	10.3
PCB-083/109	PCB-83/109	ng/g	230	14	39.7 J	8.12 J	12.7	21.4 J	2.53 J	3.83	6.85 J	45 J	1.6 J	3.87	6.47 J	33 J	0.93 J	6.01
PCB-084	52663-60-2	ng/g	230	14	167 J	36.1 J	37.6	81.6 J	10 J	13.5	17.4 J	200 J	6.33 J	15.6	14.4 J	145 J	4.58 J	23.1
PCB-085/120	PCB-85/120	ng/g	230	14	150 J	32.3 J	39	70 J	8.9 J	12.7	26.5 J	176 J	6.1 J	12.9	32.1 J	133 J	3.66 J	22.9
PCB-086/097	PCB-86/97	ng/g	230	14	164 J	37.7 J	39.2	76.4 J	9.72 J	13.8	23.8 J	207 J	7 J	14.8	22.7 J	155 J	4.71 J	25.5
PCB-087/115/116	PCB-87/115/116	ng/g	230	14	250 J	55 J	61.5 J	118 J	15 J	21.2	39 J	302 J	9.57 J	22.6	46.3 J	218 J	6.22 J	38
PCB-088/121	PCB-88/121	ng/g	230	14	3.24 J	0.959 J	< 0.157 U	< 0.158 UJ	< 0.148 UJ	< 0.158 UJ	< 0.158 UJ	3.45 J	< 0.154 UJ	< 0.158 UJ	0.289 J	2.2 J	< 0.155 UJ	< 0.157 UJ
PCB-089/090/101	PCB-89/90/101	ng/g	230	14	438 J	97.3 J	145 J	235 J	28.2 J	41.9 J	93.3 J	516 J	16.2 J	44.8 J	99.4 J	393 J	11.8 J	74.1 J
PCB-091	68194-05-8	ng/g	230	14	142 J	28.4 J	47.7 J	81.1 J	9.17 J	14.5	29.8 J	159 J	5.14 J	15.2	34.5 J	121 J	3.63 J	24.5
PCB-092	52663-61-3	ng/g	230	14	105 J	20.6 J	48.1 J	65.9 J	7.48 J	12	32.5 J	112 J	3.55 J	12.6	33.2 J	86.8 J	2.64 J	20.2
PCB-093/095	PCB-93/95	ng/g	230	14	441 J	90 J	134 J	243 J	27.8 J	37.5	73.7 J	487 J	15.8 J	42.8 J	69.5 J	360 J	10.6 J	64.3 J
PCB-094	73575-55-0	ng/g	230	14	9.79 J	1.84 J	5	6.39 J	0.673 J	1.26	2.59 J	10 J	0.488 J	1.25	2.13 J	7.66 J	< 0.0462 UJ	1.95
PCB-096	73575-54-9	ng/g	230	14	11.2 J	2.72 J	2.75 J	5.77 J	0.944 J	1.06	1.07 J	15.4 J	0.591 J	1.14	0.994 J	11.1 J	0.432 J	1.71
PCB-098/102	PCB-98/102	ng/g	230	14	48.6 J	9.79 J	13	27.3 J	3.17 J	4.46 J	6.13 J	57.1 J	1.74 J	4.07 J	5.77 J	41.5 J	1.14 J	6.76 J
PCB-099	38380-01-7	ng/g	230	14	277 J	59 J	94 J	150 J	17.9 J	26.8	64.2 J	333 J	10.7 J	27.8	75.1 J	260 J	7.59 J	47.6 J
PCB-100	39485-83-1	ng/g	230	14	5.64 J	1.1 J	4.38	4.15 J	0.576 J	1.26 J	3.16 J	4.94 J	0.249 J	1.28 J	3.27 J	4.47 J	< 0.0566 UJ	2.22 J
PCB-103	60145-21-3	ng/g	230	14	7.78 J	1.68 J	3.56 J	5.18 J	0.606 J	1.1	2.35 J	8.05 J	0.347 J	1.13	2.79 J	6.76 J	< 0.0572 UJ	1.88
PCB-104	56558-16-8	ng/g	230	14	0.232	< 0.0437 U	0.292	0.218	< 0.042 U	< 0.0447 U	< 0.0448 U	0.312	< 0.0437 U	< 0.0449 U	< 0.0443 U	< 0.0448 U	< 0.0438 U	< 0.0444 U

Table 28
Phase 2 Reach Sediment Analytical Results
Phase 2 Data Evaluation Summary Memorandum
Lower Neponset River
Boston and Milton, Massachusetts

					Location	24A-0103	24A-0103	24A-0104	24A-0104	24A-0104	24A-0105	24A-0106	24A-0106	24A-0106	24A-0107	24A-0108	24A-0108	24A-0108	24A-0109
					Sample Name	24A-0103-BS	24A-0103-CS	24A-0104-AS	24A-0104-BS	24A-0104-CS	24A-0105-AS	24A-0106-AS	24A-0106-BS	24A-0106-CS	24A-0107-AS	24A-0108-AS	24A-0108-BS	24A-0108-CS	24A-0109-AS
					Sample Date	9/26/2024	9/26/2024	9/26/2024	9/26/2024	9/26/2024	10/23/2024	9/26/2024	9/26/2024	9/26/2024	10/23/2024	9/26/2024	9/26/2024	9/26/2024	10/23/2024
					Sample Type	N	N	N	N	N	N	N	N	N	N	N	N	N	N
					Depth Interval	0.5 - 2 ft	2 - 2.7 ft	0 - 0.5 ft	0.5 - 1.5 ft	1.5 - 2 ft	0 - 0.5 ft	0 - 0.5 ft	0.5 - 2.5 ft	2.5 - 2.8 ft	0 - 0.5 ft	0 - 0.5 ft	0.5 - 3.3 ft	3.3 - 4.5 ft	0 - 0.5 ft
Analyte	Cas No.	Units	Human Health PAL	Ecological PAL															
PCB-105/127	PCB-105/127	ng/g	120	14	175 J	42.3 J	29	70.2 J	9.19 J	< 0.0702 UJ	20.3 J	249 J	7.87 J	< 0.0705 UJ	29.5 J	172 J	4.8 J	< 0.0697 UJ
PCB-106/118	PCB-106/118	ng/g	120	14	381 J	92 J	118 J	200 J	24.9 J	42.7 J	76.7 J	483 J	15.5 J	41.4 J	98.2 J	379 J	11.6 J	74.2 J
PCB-107/108	PCB-107/108	ng/g	230	14	35.1 J	8.13 J	11.4	18.4 J	2.28 J	4.16	7.54 J	42.6 J	1.41 J	4.01	9.2 J	33.7 J	1.05 J	6.53
PCB-110	38380-03-9	ng/g	230	14	637 JEB	141 JEB	244 JEB	377 JEB	45.6 JEB	66.2 J	150 JEB	727 JEB	24.6 JEB	72 J	180 JEB	558 JEB	17.6 JEB	114 J
PCB-111/117	PCB-111/117	ng/g	230	14	< 0.278 U	< 0.279 U	< 0.283 U	< 0.285 U	< 0.268 U	< 0.285 U	< 0.285 U	< 0.281 U	< 0.279 U	< 0.286 U	< 0.282 U	< 0.285 U	< 0.279 U	< 0.283 U
PCB-112	74472-36-9	ng/g	230	14	3.26 J	0.741 J	0.936	1.62 J	< 0.0541 UJ	0.345	0.618 J	3.78 J	0.193 J	0.407	0.795 J	2.61 J	< 0.0564 UJ	0.64
PCB-113	68194-10-5	ng/g	230	14	3.85 J	< 0.0466 UJ	2.05	2.9 J	< 0.0448 UJ	0.499	1.33 J	3.61 J	< 0.0466 UJ	< 0.0479 U	1.54 J	2.62 J	< 0.0467 UJ	< 0.0473 U
PCB-114	74472-37-0	ng/g	120	14	13.3 J	2.94 J	2.34	4.79 J	0.797 J	1.36	1.64 J	19.6 J	0.628 J	1.13	1.96 J	13.1 J	< 0.0727 UJ	2.42
PCB-119	56558-17-9	ng/g	230	14	21.3 J	4.57 J	11.4	14.1 J	1.76 J	2.92	7.41 J	22.6 J	0.739 J	3.23	9.1 J	19 J	0.58 J	5.04
PCB-122	76842-07-4	ng/g	230	14	7.22 J	1.72 J	1.9	3.85 J	0.559 J	0.784 J	1.29 J	9.4 J	0.287 J	0.586 J	1.51 J	6.38 J	< 0.0803 UJ	1.17 J
PCB-123	65510-44-3	ng/g	120	14	13.5 J	3.4 J	5.93 J+	7.85 J	1.23 J	1.63 J+	3.83 J	16.2 J	0.611 J	1.47 J+	4.7 J	11.9 J	0.642 J	2.98 J+
PCB-124	70424-70-3	ng/g	230	14	14.5 J	3.16 J	5.48	7.41 J	0.974 J	1.44 J	3.59 J	18.1 J	0.706 J	1.46 J	4.47 J	12.9 J	< 0.0349 UJ	2.74 J
PCB-125	74472-39-2	ng/g	230	14	3.95 J	1.06 J	1.57	1.93 J	< 0.0409 UJ	0.347 J	0.882 J	4.94 J	< 0.0426 UJ	< 0.0437 UJ	< 0.0431 UJ	3.72 J	< 0.0427 UJ	0.457 J
PCB-126	57465-28-8	ng/g	0.036	14	3.55 J+	1.38 J+	< 0.0507 U	< 0.0511 U	< 0.048 U	< 0.051 U	< 0.0511 U	4.02 J+	< 0.0499 U	< 0.0512 U	1.56 J+	< 0.0511 U	< 0.05 U	< 0.0507 U
PCB-128	38380-07-3	ng/g	230	14	50.2 J	11.3 J	35.3	38.4 J	4.51 J	6.62 J	22.5 J	45.6 J	1.59 J	6.39 J	25.8 J	39.3 J	1.43 J	11 J
PCB-129	55215-18-4	ng/g	230	14	11.1 J	2.78 J	7.17 J	8.3 J	1.07 J	1.54 J	4.41 J	11.7 J	0.371 J	1.4 J	5.32 J	10.1 J	0.417 J	2.5 J
PCB-130	52663-66-8	ng/g	230	14	17.4 J	3.96 J	12.2 J	13.6 J	1.71 J	2.45 J	7.68 J	16.3 J	0.616 J	2.33 J	9 J	13.4 J	0.623 J	3.72 J
PCB-131/142	PCB-131/142	ng/g	230	14	4.04 J	1.07 J	2.08	2.52 J	0.463 J	0.489 J	1.09 J	3.32 J	< 0.0211 UJ	0.472 J	1.41 J	3.31 J	< 0.0211 UJ	0.693 J
PCB-132/168	PCB-132/168	ng/g	230	14	85.4 J	20.5 J	55.7 J	65 J	7.78 J	10.8 J	34.8 J	78.3 J	2.59 J	10.5 J	39.9 J	64.4 J	1.86 J	17.9 J
PCB-133	35694-04-3	ng/g	230	14	4.12 J	1.01 J	3.48	3.7 J	0.628 J	0.815 J	2.49 J	3.53 J	< 0.101 UJ	0.647 J	2.73 J	3.04 J	< 0.101 UJ	1.21 J
PCB-134	52704-70-8	ng/g	230	14	13.8 J	3.16 J	9.24 J	10.7 J	1.22 J	1.8 J	5.64 J	12.3 J	0.423 J	1.88 J	6.15 J	9.99 J	0.319 J	2.98 J
PCB-135/144	PCB-135/144	ng/g	230	14	36.4 J	9.93 J	24.9	28.5 J	3.38 J	4.74 J	14.8 J	32.8 J	1.13 J	4.88 J	17.3 J	27.9 J	0.944 J	7.86 J
PCB-136	38411-22-2	ng/g	230	14	27.9 J	7.41 J	18.3	21.7 J	2.55 J	3.49 J	10.3 J	25.9 J	0.866 J	3.71 J	11.7 J	21 J	0.752 J	6.11 J
PCB-137	35694-06-5	ng/g	230	14	16.8 J	3.54 J	11.2 J	12.2 J	1.74 J	2.17 J	6.94 J	15.8 J	0.624 J	1.96 J	8.35 J	13.6 J	0.358 J	3.64 J
PCB-138/163/164	PCB-138/163/164	ng/g	230	14	259 J	63.6 J	184 J	202 J	22.8 J	34.4 J	126 J	233 J	7.68 J	33.7 J	142 J	198 J	6.16 J	60.2 J
PCB-139/149	PCB-139/149	ng/g	230	14	161 J	43.1 J	113 J	128 J	15 J	21.2 J	69.2 J	147 J	4.79 J	21.9 J	80.9 J	123 J	4.01 J	35.5 J
PCB-140	59291-64-4	ng/g	230	14	1.93 J	0.47 J	1.26	1.22 J	< 0.0595 UJ	0.286	0.922 J	1.37 J	< 0.0619 UJ	0.251	0.959 J	1.25 J	< 0.0621 UJ	0.4
PCB-141	52712-04-6	ng/g	230	14	37.5 J	11.5 J	24.6	28.8 J	3.38 J	4.42 J	15.7 J	37.7 J	1.27 J	4.38 J	18 J	30.2 J	1.05 J	7.79 J
PCB-143	68194-15-0	ng/g	230	14	1.31	< 0.0623 U	0.546	0.931	< 0.0599 U	< 0.0636 U	0.329	1.02	< 0.0623 U	< 0.0639 U	< 0.0631 U	1.18	< 0.0624 U	< 0.0632 U
PCB-145	74472-40-5	ng/g	230	14	0.268	< 0.0778 U	< 0.079 U	0.196 J	< 0.0747 U	< 0.0795 U	< 0.0797 U	0.226	< 0.0778 U	< 0.0798 U	< 0.0787 U	0.195 J	< 0.078 U	< 0.0789 U
PCB-146	51908-16-8	ng/g	230	14	26.8 J	6.92 J	20.7 J	22.1 J	2.56 J	3.83	13.1 J	23.5 J	0.896 J	3.91	15.2 J	21.5 J	0.731 J	6.05
PCB-147	68194-13-8	ng/g	230	14	7.45 J	1.5 J	7.33	6.07 J	0.765 J	1.65 J	5.2 J	6.08 J	0.368 J	1.39 J	5.88 J	5.57 J	0.236 J	2.46 J
PCB-148	74472-41-6	ng/g	230	14	0.517	< 0.0671 U	0.576	0.478	< 0.0645 U	< 0.0686 U	0.436	0.404	< 0.0671 U	< 0.0689 U	0.464	0.396	< 0.0673 U	< 0.0681 U
PCB-150	68194-08-1	ng/g	230	14	0.444	< 0.077 U	0.428	0.448	< 0.074 U	0.135 J	0.373	0.393	< 0.077 U	0.157 J	0.362	0.378	< 0.0772 U	0.269
PCB-151	52663-63-5	ng/g	230	14	37 J	11.5 J	27.2	30.6 J	3.42 J	5.24 J	16.8 J	35.5 J	1.09 J	5.13 J	20.2 J	29.6 J	0.955 J	8.76 J
PCB-152	68194-09-2	ng/g	230	14	0.723 J	< 0.0851 UJ	0.528	0.57 J	< 0.0818 UJ	0.13 J	0.389 J	0.631 J	< 0.0851 UJ	0.15 J	0.441 J	0.492 J	< 0.0853 UJ	0.214 J
PCB-153	35065-27-1	ng/g	230	14	157 J	46.2 J	118 J	127 J	14.7 J	22 J	73.6 J	142 J	4.54 J	21.6 J	87.4 J	123 J	3.73 J	37.2 J
PCB-154	60145-22-4	ng/g	230	14	3.92 J	0.733 J	3.63	3.5 J	0.394 J	0.805	2.45 J	2.86 J	< 0.0491 UJ	0.735	2.9 J	2.85 J	< 0.0493 UJ	1.12
PCB-155	33979-03-2	ng/g	230	14	< 0.0413 U	< 0.0414 U	< 0.042 U	< 0.0424 U	< 0.0398 U	< 0.0423 U	< 0.0424 U	< 0.0417 U	< 0.0414 U	< 0.0425 U	< 0.0419 U	< 0.0424 U	< 0.0415 U	< 0.042 U
PCB-156	38380-08-4	ng/g	120	14	24.3 J	6.07 J	14.7 J	17.2 J	2.11 J	3.25 J	10 J	25.7 J	0.85 J	3.22 J	11 J	21.8 J	0.626 J	5.26 J
PCB-157	69782-90-7	ng/g	120	14	7.4 J	1.93 J	5.26 J+	4.89 J	0.802 J	0.942 J+	3.3 J	7.1 J	0.309 J	1.13 J+	3.58 J	6.6 J	< 0.0576 UJ	1.88 J+
PCB-158/160	PCB-158/160	ng/g	230	14	25.8 J	6.38 J	17.7	19.5 J	2.27 J	3.52 J	10.5 J	24.6 J	0.799 J	3.18 J	12.2 J	20 J	0.783 J	5.57 J
PCB-159	39635-35-3	ng/g	230	14	0.724	0.553	1.09	< 0.07 U	< 0.0656 U	< 0.0698 U	0.848	1.06	< 0.0683 U	< 0.0701 U	0.735	1.1	< 0.0685 U	0.432
PCB-161	74472-43-8	ng/g	230	14	< 0.0643 U	< 0.0644 U	< 0.0654 U	< 0.066 U	< 0.0619 U	< 0.0658 U	< 0.066 U	< 0.0649 U	< 0.0644 U	< 0.0661 U	< 0.0652 U	< 0.066 U	< 0.0646 U	< 0.0654 U
PCB-162	39635-34-2	ng/g	230	14	1.33	< 0.066 U	< 0.067 U	< 0.0676 U	< 0.0634 U	< 0.0674 U	< 0.0676 U	1.08	< 0.066 U	< 0.0677 U	< 0.0668 U	1.08	< 0.0661 U	< 0.067 U
PCB-165	74472-46-1	ng/g	230	14	< 0.0921 U	< 0.0923 U	< 0.0937 U	< 0.0945 U	< 0.0887 U	< 0.0943 U	< 0.0945 U	< 0.0929 U	< 0.0923 U	< 0.0947 U	< 0.0934 U	< 0.0945 U	< 0.0925 U	< 0.0937 U
PCB-166	41411-63-6	ng/g	230	14	1.12	0.413	0.815	1.01	< 0.0794 U	< 0.0844 UJ	0.808	1.2	< 0.0826 U	0.216 J	0.58	0.698	< 0.0828 U	< 0.0839 UJ
PCB-167	52663-72-6	ng/g	120	14	10.3 J	2.22 J	7.99	8.46 J	1.23 J	1.49 J	4.71 J	9.71 J	0.335 J	1.44 J	5.31 J	8.31 J	< 0.0566 UJ	2.39 J
PCB-169	32774-16-6	ng/g	0.12	14	< 0.0498 U	< 0.0499 U	< 0.0507 U	< 0.0511 U	< 0.048 U	< 0.051 U	< 0.0511 U	< 0.0503 U	< 0.0499 U	< 0.0512 U	< 0.0505 U	< 0.0511 U	< 0.05 U	< 0.0507 U
PCB-170/190	PCB-170/190	ng/g	230	14	42.1 J	15.7 J	32	35.1 J	4.27 J	6.51	20.9 J	45.2 J	1.54 J	6.35	23.7 J	35.8 J	1.22 J	10.3
PCB-171	52663-71-5	ng/g	230	14	11.5 J	4.23 J	8.32 J	9.57 J	1.04 J	1.66 J	5.12 J	11.2 J	0.365 J	1.62 J	6.35 J	9.04 J	0.324 J	2.65 J
PCB-172/192	PCB-172/192	ng/g	230	14	5.33 J	2.21 J	3.98	4.56 J	0.529 J	< 0.146 U	2.74 J	5.46 J	0.252 J	< 0.147 U	3.18 J	4.7 J	< 0.144 UJ	< 0.145 U
PCB-173	68194-16-1	ng/g	230	14	1.02 J	0.414 J	0.796	0.81 J	< 0.0838 UJ	< 0.0891 UJ	0.555 J	1.12 J	< 0.0873 UJ	0.213 J	0.52 J	0.761 J	< 0.0875 UJ	0.332 J
PCB-174	38411-25-5	ng/g	230	14	36.6 J	18 J	26.3	30.2 J	3.1 J	5.31 J	17.1 J	37.9 J	1.14 J	5.41 J	19.8 J	30 J	1.21 J	8.83 J
PCB-175	40186-70-7	ng/g	230	14	1.56 J	0.593 J	0.914	1.13 J	< 0.0599 UJ	0.22	0.622 J	1.32 J	< 0.0623 UJ	0.189 J	0.731 J	1.15 J	< 0.0624 UJ	0.321
PCB-176	52663-65-7	ng/g	230	14	4.2 J	2.05 J	2.95	3.42 J	0.442 J	0.64 J	1.75 J	4.01 J	0.166 J	0.61 J	2.18 J	3.35 J	< 0.0673 UJ	0.936 J
PCB-177	52663-70-4	ng/g	230	14	21.6 J	9.19 J	16.7 J	18.7 J	2.03 J	3.39	10.7 J	21.2 J	0.781 J	3.2	12.7 J	17.5 J	0.556 J	5.55
PCB-178	52663-67-9	ng/g	230	14	7.85 J	3.85 J	6.25	6.52 J	0.842 J	1.3 J	4.19 J	7.43 J	0.328 J	1.33 J	4.69 J	5.97 J	< 0.0822 UJ	1.93 J
PCB-179	52663-64-6	ng/g	230	14	12.8 J	7.12 J	9.87	10.8 J	1.2 J	1.88	6.15 J	12.6 J	0.476 J	1.85	7.62 J	10.7 J	0.386 J	3.11
PCB-180	35065-29-3	ng/g	230	14	75.4 J	35.4 J	54.1 J	61.8 J	7.03 J	11.4 J	35 J	78.5 J	2.61 J	11 J	40.3 J	62.7 J	2.03 J	17.8 J
PCB-181	74472-47-2	ng/g	230	14	< 0.0915 U	< 0.0917 U	< 0.0931 U	< 0.094 U	< 0.0881 U	< 0.0937 U	< 0.0939 U	< 0.0924 U	< 0.0917 U	< 0.0941 U	< 0.0928 U	< 0.0939 U	< 0.0919 U	< 0.0931 U
PCB-182/187	PCB-182/187	ng/g	230	14	41.2 J	21.5 J	30.7	33.8 J	3.78 J	6.84 J	20.7 J	40.3 J	1.37 J	6.38 J	23.8 J	32.5 J	1.07 J	10.1 J
PCB-183	52663-69-1	ng/g	230	14	18.3 J	8.91 J	12.9	14.8 J	1.69 J	2.67 J	7.98 J	17.8 J	0.637 J	2.77 J	9.36 J	14.4 J	0.522 J	4.25 J
PCB-184	74472-48-3	ng/g	230	14	< 0.0481 U	< 0.0482 U	< 0.0489 U	< 0.0494 U	< 0.0463 U	< 0.0492 U	< 0.0493 U	< 0.0485 U	< 0.0482 U	< 0.0494 U	< 0.0488 U	< 0.0493 U	< 0.0483 U	< 0.0489 U
PCB-185	52712-05-7	ng/g	230	14	4.51 J	2.54 J	2.98	3.48 J	0.44 J	0.583	1.93 J	4.53 J	0.284 J	0.676	2.33 J	3.52 J	< 0.0708 UJ	1.07
PCB-186	74472-49-4	ng/g	230	14	< 0.0722 U	< 0.0723 U	< 0.0735 U	< 0.0741 U	< 0.0695 U	< 0.0739 U	< 0.0741 U	< 0.0729 U	< 0.0724 U	< 0.0743 U	< 0.0732 U	< 0.0741 U	< 0.0725 U	< 0.0734 U
PCB-188	74487-85-7	ng/g	230	14	< 0.0525 U	< 0.0526 U	0.122 J	< 0.0539 U	< 0.0506 U	< 0.0538 U	< 0.0539 U	< 0.053 U	< 0.0526 U	< 0.054 U	< 0.0533 U	< 0.0539 U	< 0.0527 U	< 0.0534 U
PCB-189	39635-31-9	ng/g	130	14	2.38 J	0.558 J	1.84 J+	1.77 J	< 0.052 UJ	0.484	1.13 J	1.76 J	< 0.0542 UJ	0.312	1.24 J	1.68 J	< 0.0543 UJ	0.715
PCB-191	74472-50-7	ng/g	230	14	1.71 J	0.565 J	1.15	1.37 J	< 0.129 UJ	0.237 J	0.714 J	1.36 J	< 0.134 UJ	0.23 J	0.878 J	1.26 J	< 0.134 UJ	0.477 J
PCB-193	69782-91-8	ng/g	230	14	3.88 J	1.41 J	2.81	3.04 J	0.578 J	0.631 J	1.99 J	3.52 J	0.21 J	0.572 J	1.99 J	3.08 J	< 0.181 UJ	1.07 J

Table 28
Phase 2 Reach Sediment Analytical Results
Phase 2 Data Evaluation Summary Memorandum
Lower Neponset River
Boston and Milton, Massachusetts

					Location	24A-0103	24A-0103	24A-0104	24A-0104	24A-0104	24A-0105	24A-0106	24A-0106	24A-0106	24A-0107	24A-0108	24A-0108	24A-0108	24A-0109
					Sample Name	24A-0103-BS	24A-0103-CS	24A-0104-AS	24A-0104-BS	24A-0104-CS	24A-0105-AS	24A-0106-AS	24A-0106-BS	24A-0106-CS	24A-0107-AS	24A-0108-AS	24A-0108-BS	24A-0108-CS	24A-0109-AS
					Sample Date	9/26/2024	9/26/2024	9/26/2024	9/26/2024	9/26/2024	10/23/2024	9/26/2024	9/26/2024	9/26/2024	10/23/2024	9/26/2024	9/26/2024	9/26/2024	10/23/2024
					Sample Type	N	N	N	N	N	N	N	N	N	N	N	N	N	N
					Depth Interval	0.5 - 2 ft	2 - 2.7 ft	0 - 0.5 ft	0.5 - 1.5 ft	1.5 - 2 ft	0 - 0.5 ft	0 - 0.5 ft	0.5 - 2.5 ft	2.5 - 2.8 ft	0 - 0.5 ft	0 - 0.5 ft	0.5 - 3.3 ft	3.3 - 4.5 ft	0 - 0.5 ft
Analyte	Cas No.	Units	Human Health PAL	Ecological PAL															
PCB-194	35694-08-7	ng/g	230	14		22.9 J	11.2 J	16.2	17.3 J	2.4 J	3.88 J	11 J	23.3 J	0.826 J	4.06 J	14.1 J	20.4 J	< 0.155 UJ	5.5 J
PCB-195	52663-78-2	ng/g	230	14		7.74 J	4.23 J	5.42	7.59 J	1.81 J	1.53	4.5 J	8.05 J	0.676 J	1.13	4.69 J	7.62 J	< 0.148 UJ	2.55
PCB-196/203	PCB-196/203	ng/g	230	14		23.8 J	13.5 J	17.6 J	18.5 J	2.62 J	4.03	11.8 J	24.2 J	0.949 J	3.82	13.7 J	20.6 J	0.68 J	5.65
PCB-197	33091-17-7	ng/g	230	14		0.722	0.49	0.527	0.532	< 0.0554 U	< 0.0589 UJ	0.47	0.687	< 0.0577 U	< 0.0592 UJ	0.503	0.646	< 0.0578 U	< 0.0585 UJ
PCB-198	68194-17-2	ng/g	230	14		1.74	0.927	1.11	1.19	< 0.0941 U	< 0.1 U	< 0.1 U	1.26	< 0.0979 U	< 0.1 U	0.827	1.37	< 0.0981 U	< 0.0994 U
PCB-199	52663-75-9	ng/g	230	14		20.3 J	11.7 J	15 J	15.7 J	1.8 J	3.47 J	10.4 J	20.3 J	0.928 J	2.86 J	11.7 J	17.5 J	< 0.0902 UJ	5.19 J
PCB-200	52663-73-7	ng/g	230	14		2.6	1.93	1.81	1.81	< 0.0803 U	0.43 J	1.14	2.27	< 0.0836 U	0.458 J	1.29	2.09	< 0.0838 U	0.583 J
PCB-201	40186-71-8	ng/g	230	14		2.46 J	1.63 J	1.82	1.86 J	< 0.0481 UJ	0.372	1.18 J	2.21 J	< 0.0501 UJ	0.386	1.33 J	1.99 J	< 0.0502 UJ	0.561
PCB-202	2136-99-4	ng/g	230	14		3.59 J	2.14 J	2.79	2.86 J	0.391 J	0.643 J	1.98 J	3.29 J	< 0.0627 UJ	0.524 J	2.25 J	3 J	< 0.0628 UJ	0.928 J
PCB-204	74472-52-9	ng/g	230	14		< 0.0967 U	< 0.0969 U	< 0.0984 U	< 0.0993 U	< 0.0931 U	< 0.099 U	< 0.0993 U	< 0.0976 U	< 0.0969 U	< 0.0995 U	< 0.0981 U	< 0.0993 U	< 0.0972 U	< 0.0984 U
PCB-205	74472-53-0	ng/g	230	14		1.51	< 0.0536 U	0.676	1.07	< 0.0515 U	< 0.0548 U	0.587	1.16	< 0.0536 U	< 0.055 U	0.961	1.16	< 0.0537 U	< 0.0544 U
PCB-206	40186-72-9	ng/g	230	14		11.7 J	3.96 J	8.75	7.9 J	1.31 J	2.08	6.61 J	9.72 J	0.401 J	1.88	7.33 J	9.99 J	< 0.0516 UJ	3.29
PCB-207	52663-79-3	ng/g	230	14		1.12 J	0.504 J	0.932	0.81 J	< 0.0652 UJ	< 0.0694 U	0.625 J	0.998 J	< 0.0679 UJ	< 0.0697 U	0.778 J	0.959 J	< 0.0681 UJ	0.33
PCB-208	52663-77-1	ng/g	230	14		3.49 J	1.18 J	2.73	2.35 J	< 0.0652 UJ	0.581	2.06 J	2.66 J	< 0.0679 UJ	0.654	2.38 J	3.22 J	< 0.0681 UJ	1.17
PCB-209	2051-24-3	ng/g	230	14		6.88 J	1.43 J	6.33	5.57 J	0.719 J	1.2	5.62 J	4.77 J	< 0.0447 UJ	1.09	5.8 J	7.11 J	< 0.0448 UJ	1.95
Total Decachlorobiphenyls	RA_Total_DECPCB	ng/g	230	14		6.88	1.43	6.33	5.57	0.719	1.2	5.62	4.77	< 0.0447 U	1.09	5.8	7.11	< 0.0448 U	1.95
Total Dichlorobiphenyls	RA_Total_DIPCB	ng/g	230	14		1133.67	198.413	244.19	467.65	52.676	475.11	192.01	553.39	17.683	390.06	239.27	599.2	33.743	313
Total Heptachlorobiphenyls	RA_Total_HEPPCB	ng/g	230	14		291.94	134.24	214.682	240.87	26.971	43.755	139.271	295.21	10.159	42.712	161.369	238.111	7.318	69.441
Total Hexachlorobiphenyls	RA_Total_HEXPCB	ng/g	230	14		1033	267.749	728.923	807.593	94.482	138.212	465.315	947.684	31.137	136.658	535.771	803.239	24.984	233.108
Total Monochlorobiphenyls	RA_Total_MONPCB	ng/g	230	14		24.4	2.1	45.7	33.3	2.5	84.14	44.166	8.04	0.226	65.089	48.248	11.52	0.443	39.001
Total Nonachlorobiphenyls	RA_Total_NONPCB	ng/g	230	14		16.31	5.644	12.412	11.06	1.31	2.661	9.295	13.378	0.401	2.534	10.488	14.169	< 0.0681 U	4.79
Total Octachlorobiphenyls	RA_Total_OCTPCB	ng/g	230	14		87.362	47.747	62.953	68.412	9.021	14.355	43.057	86.727	3.379	13.238	51.351	76.376	0.68	20.962
Total Pentachlorobiphenyls	RA_Total_PENPCB	ng/g	230	14		3652.51	803.41	1135.99	1935.46	234.369	335.045	705.44	4343.1	141.209	353.603	799.338	3265.82	96.234	581.207
Total Tetrachlorobiphenyls	RA_Total_TETPCB	ng/g	230	14		10839.8	2381.56	1030.07	3751.08	463.186	866.527	609.919	15057.2	475.379	921.553	661.841	10092.7	294.282	1599.74
Total Trichlorobiphenyls	RA_Total_TRICPB	ng/g	230	14		7920.85	1678.05	267.523	1902.34	223.299	777.564	222.892	8321.97	265.846	802.7	266.627	5857.26	220.903	1274.99
Total PCB Congeners	RA_Tot_PCB_Cong	ng/g	120	14		25006.7	5520.34	3748.77	9223.33	1108.53	2738.57	2436.98	29631.5	945.419	2729.24	2780.1	20965.5	678.587	4138.19
Total PCB TEQ (Bird)	RA-TEQ-B-PCB	ng/g				7.4330718	1.84230578	0.8014676	2.0168888	0.3871635	0.51601824	0.6283877	9.1272467	0.28273016	0.62199422	1.0176985	5.7303589	0.14116502	1.08275885
Total PCB TEQ (Fish)	RA-TEQ-F-PCB	ng/g				0.0376959	0.01167709	0.0029953	0.0065308	0.001175295	0.00128928	0.00218305	0.04526035	0.000820015	0.00179551	0.01072745	0.01772195	0.00036934	0.003094225
Total PCB TEQ (Mammal)	RA-TEQ-M-PCB	ng/g				0.3888214	0.14614654	0.0073018	0.0137798	0.00204657	0.00258568	0.0050053	0.4449821	0.00138839	0.00284606	0.1625227	0.0309217	0.00081104	0.00501835
TAL Metals and Mercury																			
Aluminum	7429-90-5	mg/kg	7700	25000		9700	5400	8200	4600	9500	4200	8000	8000	-	3100	7900	8800	5600	5700
Calcium	7440-70-2	mg/kg				2100	1500	1900	1200	2000	2000	2000	1100	-	2000	2600	1400	650	2700
Iron	7439-89-6	mg/kg	5500	20000		15000	8700	23000	8600	14000	10000	24000	13000	-	8400	24000	18000	9000	16000
Magnesium	7439-95-4	mg/kg				2100	1900	2100	1200	4100	1600	2100	1800	-	1100	2100	1800	2100	1600
Potassium	7440-09-7	mg/kg				300 J	220 J	280 J	190 J	440 J	290 J	270 J	260 J	-	< 960 U	290 J	360 J	290 J	< 1300 U
Sodium	7440-23-5	mg/kg				370 J	120 J	380 J	200 J	180 J	250 J	260 J	160 J	-	200 J	360 J	240 J	< 570 U	360 J
Antimony	7440-36-0	mg/kg	3.1	2		1.8 J+	< 1.1 U	2.1 J+	< 1.1 U	< 1.7 U	0.53 J	2.1 J+	1.7 J+	-	0.61 J	1.7 J+	1.9 J+	< 1.1 U	1.0 J
Arsenic	7440-38-2	mg/kg	0.68	9.8		7.0	1.8	9.4	3.3	1.6	2.3	9.2	7.4	-	2.5	6.8	8.0	0.74	5.6
Barium	7440-39-3	mg/kg	1500	20		88	29	120	49	51	58	100	76	-	66	92	84	20	110
Beryllium	7440-41-7	mg/kg	16			0.71 J-	0.28 J-	0.79 J-	0.41 J-	0.32 J-	0.23 J-	0.94 J-	0.60 J-	-	0.27 J-	0.82 J-	0.63 J-	0.37 J-	0.51 J-
Cadmium	7440-43-9	mg/kg	0.71	1		1.8	0.51 J	1.4	1.1	0.29 J	0.50 J	1.9	1.5	-	0.61 J	2.5	1.6	0.11 J	1.1 J
Chromium, Total	7440-47-3	mg/kg	0.95	43.4		110 EB	26 EB	86 EB	73 EB	35 EB	26	100 EB	150 EB	-	29	94 EB	130 EB	12 EB	59
Cobalt	7440-48-4	mg/kg	2.3	50		6.1	3.8	8.5	3.0	3.7	5.3	11	6.5	-	6.6	8.7	7.5	4.9	8.5
Copper	7440-50-8	mg/kg	310	31.6		89	22	93	57	20	26	98	110	-	27	99	130	9.1	52
Lead	7439-92-1	mg/kg	200	35.8		380	88	290	200	60	66 EB	340	260	-	80 EB	300	310	14	150 EB
Manganese	7439-96-5	mg/kg	180	460		250 EB	130 EB	600 EB	140 EB	150 EB	290 EB	1500 EB	470 EB	-	360 EB	1100 EB	340 EB	130 EB	1000 EB
Nickel	7440-02-0	mg/kg	140	22.7		16	6.8	14	7.9	9.4	10	17	11	-	7.6	14	10	4.5	10
Selenium	7782-49-2	mg/kg	39	11		< 4.3 U	< 2.9 U	1.3 J	< 2.7 U	< 4.2 U	< 4.8 U	1.7 J	< 3.6 U	-	< 4.7 U	1.3 J	< 4.0 U	< 2.6 U	< 6.7 U
Silver	7440-22-4	mg/kg	39	1		1.0	0.29 J	0.86	0.65	0.26 J	< 0.95 U	0.97	0.76	-	< 0.95 U	0.79	0.65 J	< 0.53 U	0.38 J+
Thallium	7440-28-0	mg/kg	0.078			< 0.87 U	< 0.57 U	< 0.84 U	< 0.54 U	< 0.83 U	< 0.95 U	< 0.82 U	< 0.73 U	-	< 0.95 U	< 0.67 U	< 0.81 U	< 0.53 U	< 1.3 U
Vanadium	7440-62-2	mg/kg	39			41	16	36	19	16	14	42	36	-	13	35	30	16	23
Zinc	7440-66-6	mg/kg	2300	121		190	67	180	120	50	140 EB	200	190	-	160 EB	210	260	26	210 EB
Mercury	7439-97-6	mg/kg	2.3	0.18		1.3	0.22	1.1	0.49	0.25	0.23	0.95	1.5	-	0.21	0.92	0.99	0.093 J	0.47
TCL VOCs																			
1,1,1-Trichloroethane (TCA)	71-55-6	ug/kg	810000	70		< 8.7 U	< 5.7 U	< 10 U	< 9.4 U	< 380 U	< 7.4 U	< 9.8 U	< 8.2 UJ	-	< 7.6 U	< 7.6 U	< 7.2 U	< 4.9 U	< 11 U
1,1,2,2-TETRACHLOROETHANE	79-34-5	ug/kg	600	250		< 8.7 U	< 5.7 U	< 10 U	< 9.4 U	< 5.3 U	< 7.4 U	< 9.8 U	< 8.2 U	-	< 7.6 U	< 7.6 U	< 7.2 U	< 4.9 U	< 11 U
1,1,2-TRICHLORO-1,2,2-TRIFLUOROETHANE	76-13-1	ug/kg	670000			< 8.7 U	< 5.7 U	< 10 U	< 9.4 U	< 380 U	< 7.4 U	< 9.8 U	< 8.2 UJ	-	< 7.6 U	< 7.6 U	< 7.2 U	< 4.9 U	< 11 U
1,1,2-Trichloroethane	79-00-5	ug/kg	150	538		< 8.7 U	< 5.7 U	< 10 U	< 9.4 U	< 5.3 U	< 7.4 U	< 9.8 U	< 8.2 U	-	< 7.6 U	< 7.6 U	< 7.2 U	< 4.9 U	< 11 U
1,1-Dichloroethane	75-34-3	ug/kg	3600	20		< 8.7 U	< 5.7 U	< 10 U	< 9.4 U	< 5.3 U	< 7.4 U	< 9.8 U	< 8.2 U	-	< 7.6 U	< 7.6 U	< 7.2 U	< 4.9 U	< 11 U
1,1-Dichloroethene	75-35-4	ug/kg	480	100		< 8.7 U	< 5.7 U	< 10 U	< 9.4 U	< 5.3 U	< 7.4 UJ	< 9.8 U	< 8.2 U	-	< 7.6 UJ	< 7.6 U	< 7.2 U	< 4.9 U	< 11 UJ
1,2,3-Trichlorobenzene	87-61-6	ug/kg	6300	113		< 600 U	< 5.7 UJ	< 720 U	< 680 U	< 380 U	< 7.4 U	< 9.8 UJ	< 8.2 UJ	-	< 430 U	< 7.6 U	< 7.2 U	< 4.9 U	< 11 U
1,2,3-TRICHLOROPROPANE	96-18-4	ug/kg	5.1			< 600 U	< 5.7 U	< 720 U	< 680 U	< 5.3 U	< 7.4 U	< 9.8 U	< 8.2 U	-	< 430 U	< 7.6 U	< 7.2 U	< 4.9 U	< 11 U
1,2,4-TRICHLOROBENZENE	120-82-1	ug/kg	5800	11		< 600 U	< 5.7 UJ	< 720 U	< 680 U	< 380 U	< 7.4 U	< 9.8 UJ	< 8.2 UJ	-	< 430 U	< 7.6 U	< 7.2 U	< 4.9 U	< 11 U
1,2,4-Trimethylbenzene	95-63-6	ug/kg	30000	97		< 600 U	< 5.7 U	< 720 U	< 680 U	< 5.3 U	< 7.4 U	< 9.8 U	< 8.2 U	-	< 430 U	< 7.6 U	< 7.2 U	< 4.9 U	< 11 U
1,2-Dibromo-3-Chloropropane	96-12-8	ug/kg	5.3			< 600 U	< 5.7 U	< 720 U	< 680 U	< 5.3 U	< 7.4 U	< 9.8 U	< 8.2 U	-	< 430 U	< 7.6 U	< 7.2 U	< 4.9 U	< 11 U
1,2-Dibromoethane (Ethylene Dibromide)	106-93-4	ug/kg	36			< 8.7 U	< 5.7 U	< 10 U	< 9.4 U	< 380 U	< 7.4 U	< 9.8 U	< 8.2 UJ	-	< 7.6 U	< 7.6 U	< 7.2 U	< 4.9 U	< 11 U
1,2-Dichlorobenzene	95-50-1	ug/kg	180000	95		< 600 U	< 5.7 UJ	< 720 U	< 680 U	< 380 U	< 7.4 U	< 9.8 UJ	< 8.2 UJ	-	< 430 U	< 7.6 U	< 7.2 U	< 4.9 U	< 11 U
1,2-Dichloroethane	107-06-2	ug/kg	460	986		< 8.7 U	< 5.7 U	< 10 U	< 9.4 U	< 380 U	< 7.4 U	< 9.8 U	< 8.2 UJ	-	< 7.6 U	< 7.6 U	< 7.2 U	< 4.9 U	< 11 U
1,2-DICHLOROPROPANE	78-87-5	ug/kg	1600	428		< 8.7 U	< 5.7 U	< 10 U	< 9.4 U	< 5.3 U	< 7.4 U	< 9.8 U	< 8.2 U	-	< 7.6 U	< 7.6 U	< 7.2 U	< 4.9 U	< 11 U
1,3,5-Trimethylbenzene (Mesitylene)	108-67-8	ug/kg	27000	164		< 600 U	< 5.7 U	< 720 U	< 680 U	< 5.3 U	< 7.4 U	< 9.8 U	< 8.2 U	-	< 430 U	< 7.6 U	< 7.2 U	< 4.9 U	< 11 U

Table 28
Phase 2 Reach Sediment Analytical Results
Phase 2 Data Evaluation Summary Memorandum
Lower Neponset River
Boston and Milton, Massachusetts

					Location	24A-0103	24A-0103	24A-0104	24A-0104	24A-0104	24A-0105	24A-0106	24A-0106	24A-0106	24A-0107	24A-0108	24A-0108	24A-0108	24A-0109
					Sample Name	24A-0103-BS	24A-0103-CS	24A-0104-AS	24A-0104-BS	24A-0104-CS	24A-0105-AS	24A-0106-AS	24A-0106-BS	24A-0106-CS	24A-0107-AS	24A-0108-AS	24A-0108-BS	24A-0108-CS	24A-0109-AS
					Sample Date	9/26/2024	9/26/2024	9/26/2024	9/26/2024	9/26/2024	10/23/2024	9/26/2024	9/26/2024	9/26/2024	10/23/2024	9/26/2024	9/26/2024	9/26/2024	10/23/2024
					Sample Type	N	N	N	N	N	N	N	N	N	N	N	N	N	N
					Depth Interval	0.5 - 2 ft	2 - 2.7 ft	0 - 0.5 ft	0.5 - 1.5 ft	1.5 - 2 ft	0 - 0.5 ft	0 - 0.5 ft	0.5 - 2.5 ft	2.5 - 2.8 ft	0 - 0.5 ft	0 - 0.5 ft	0.5 - 3.3 ft	3.3 - 4.5 ft	0 - 0.5 ft
Analyte	Cas No.	Units	Human Health PAL	Ecological PAL															
1,3-DICHLOROBENZENE	541-73-1	ug/kg	2600	89	< 600 U	< 5.7 UJ	< 720 U	< 680 U	< 380 U	< 7.4 U	< 9.8 UJ	< 8.2 UJ	-	< 430 U	< 7.6 U	< 7.2 U	< 4.9 U	< 11 U
1,4-DICHLOROBENZENE	106-46-7	ug/kg	2600	30	< 600 U	< 5.7 UJ	< 720 U	< 680 U	< 380 U	< 7.4 U	< 9.8 UJ	< 8.2 UJ	-	< 430 U	< 7.6 U	< 7.2 U	< 4.9 U	< 11 U
2-HEXANONE	591-78-6	ug/kg	20000	45	< 17 U	< 11 U	< 20 U	< 19 U	< 11 U	< 15 U	< 20 U	< 16 U	-	< 15 U	< 15 U	< 14 U	< 9.9 U	< 21 U
ACETONE	67-64-1	ug/kg	7000000	65	< 17 U	< 11 U	< 20 U	32 EB	< 11 U	< 15 U	< 20 U	< 16 U	-	73 EB	< 15 U	33 EB	15 EB	< 21 U
Benzene	71-43-2	ug/kg	1200	10	< 8.7 U	< 5.7 U	< 10 U	< 9.4 U	< 5.3 U	< 7.4 U	< 9.8 U	< 8.2 U	-	< 7.6 U	< 7.6 U	< 7.2 U	< 4.9 U	< 11 U
BROMOCHLOROMETHANE	74-97-5	ug/kg	15000		< 8.7 U	< 5.7 U	< 10 U	< 9.4 U	< 5.3 U	< 7.4 U	< 9.8 U	< 8.2 U	-	< 7.6 U	< 7.6 U	< 7.2 U	< 4.9 U	< 11 U
BROMODICHLOROMETHANE	75-27-4	ug/kg	290	210	< 8.7 U	< 5.7 U	< 10 U	< 9.4 U	< 5.3 U	< 7.4 U	< 9.8 U	< 8.2 U	-	< 7.6 U	< 7.6 U	< 7.2 U	< 4.9 U	< 11 U
BROMOFORM	75-25-2	ug/kg	19000	142	< 600 U	< 5.7 U	< 720 U	< 680 U	< 5.3 U	< 7.4 U	< 9.8 U	< 8.2 U	-	< 430 U	< 7.6 U	< 7.2 U	< 4.9 U	< 11 U
BROMOMETHANE	74-83-9	ug/kg	680	6.5	< 8.7 U	< 5.7 U	< 10 U	< 9.4 U	< 5.3 U	< 7.4 U	< 9.8 U	< 8.2 U	-	< 7.6 U	< 7.6 U	< 7.2 U	< 4.9 U	< 11 U
CARBON DISULFIDE	75-15-0	ug/kg	77000	7.8	< 8.7 U	< 5.7 U	< 10 U	< 9.4 U	< 5.3 U	< 7.4 UJ	< 9.8 U	< 8.2 U	-	< 7.6 U	< 7.6 U	< 7.2 U	< 4.9 U	< 11 U
CARBON TETRACHLORIDE	56-23-5	ug/kg	650	57	< 8.7 U	< 5.7 U	< 10 U	< 9.4 U	< 380 U	< 7.4 U	< 9.8 U	< 8.2 UJ	-	< 7.6 U	< 7.6 U	< 7.2 U	< 4.9 U	< 11 U
Chlorobenzene	108-90-7	ug/kg	28000	30	< 600 U	< 5.7 UJ	< 10 U	< 9.4 U	< 380 U	< 7.4 UJ	< 9.8 UJ	< 8.2 UJ	-	< 7.6 UJ	< 7.6 U	< 7.2 U	< 4.9 U	< 11 UJ
CHLOROETHANE	75-00-3	ug/kg	540000		< 8.7 U	< 5.7 U	< 10 UJ	< 9.4 UJ	< 5.3 UJ	< 7.4 U	< 9.8 UJ	< 8.2 UJ	-	< 7.6 U	< 7.6 UJ	< 7.2 UJ	< 4.9 UJ	< 11 U
Chloroform	67-66-3	ug/kg	320	87	< 8.7 U	< 5.7 U	< 10 U	< 9.4 U	< 5.3 U	< 7.4 U	< 9.8 U	< 8.2 U	-	< 7.6 U	< 7.6 U	< 7.2 U	< 4.9 U	< 11 U
CHLOROMETHANE	74-87-3	ug/kg	11000		< 8.7 U	< 5.7 U	< 10 U	< 9.4 U	< 5.3 U	< 7.4 U	< 9.8 U	< 8.2 U	-	< 7.6 U	< 7.6 U	< 7.2 U	< 4.9 U	< 11 U
CIS-1,2-DICHLOROETHYLENE	156-59-2	ug/kg	6300	432	< 8.7 U	< 5.7 U	< 10 U	< 9.4 U	< 5.3 U	< 7.4 U	< 9.8 U	< 8.2 U	-	< 7.6 U	< 7.6 U	< 7.2 U	< 4.9 U	< 11 U
cis-1,3-Dichloropropene	10061-01-5	ug/kg	1800		< 8.7 U	< 5.7 U	< 10 U	< 9.4 U	< 5.3 U	< 7.4 U	< 9.8 U	< 8.2 U	-	< 7.6 U	< 7.6 U	< 7.2 U	< 4.9 U	< 11 U
Cyclohexane	110-82-7	ug/kg	650000		< 8.7 U	< 5.7 U	< 10 U	< 9.4 U	< 5.3 U	< 7.4 U	< 9.8 U	< 8.2 U	-	< 7.6 U	< 7.6 U	< 7.2 U	< 4.9 U	< 11 U
DIBROMOCHLOROMETHANE	124-48-1	ug/kg	8300	198	< 8.7 U	< 5.7 U	< 10 U	< 9.4 U	< 5.3 U	< 7.4 U	< 9.8 U	< 8.2 U	-	< 7.6 U	< 7.6 U	< 7.2 U	< 4.9 U	< 11 U
Dichlorodifluoromethane	75-71-8	ug/kg	8700		< 8.7 U	< 5.7 U	< 10 U	< 9.4 U	< 5.3 U	< 7.4 U	< 9.8 U	< 8.2 U	-	< 7.6 U	< 7.6 U	< 7.2 U	< 4.9 U	< 11 U
Ethylbenzene	100-41-4	ug/kg	5800	290	< 8.7 U	< 5.7 U	< 10 U	< 9.4 U	< 5.3 U	< 7.4 U	< 9.8 U	< 8.2 U	-	< 7.6 U	< 7.6 U	< 7.2 U	< 4.9 U	< 11 U
Isopropylbenzene (Cumene)	98-82-8	ug/kg	190000	35	< 600 U	< 5.7 U	< 720 U	< 680 U	< 5.3 U	< 7.4 U	< 9.8 U	< 8.2 U	-	< 430 U	< 7.6 U	< 7.2 U	< 4.9 U	< 11 U
m,p-Xylene	179601-23-1	ug/kg	55000		< 8.7 U	< 5.7 U	< 10 U	< 9.4 U	< 5.3 U	< 7.4 U	< 9.8 U	< 8.2 U	-	< 7.6 U	< 7.6 U	< 7.2 U	< 4.9 U	< 11 U
METHYL ACETATE	79-20-9	ug/kg	7800000		< 8.7 U	< 5.7 U	< 10 U	< 9.4 U	< 380 U	< 7.4 U	< 9.8 U	< 8.2 UJ	-	< 7.6 U	< 7.6 U	< 7.2 U	< 4.9 U	< 11 U
Methyl Ethyl Ketone (2-Butanone)	78-93-3	ug/kg	2700000	7604	< 17 U	< 11 U	< 20 U	< 19 U	< 11 U	< 15 U	< 20 U	< 16 U	-	28	< 15 U	< 14 U	< 9.9 U	< 21 U
METHYL ISOBUTYL KETONE (4-METHYL-2-PENTANONE)	108-10-1	ug/kg	3300000	73	< 17 U	< 11 U	< 20 U	< 19 U	< 11 U	< 15 U	< 20 U	< 16 U	-	< 15 U	< 15 U	< 14 U	< 9.9 U	< 21 U
Methylcyclohexane	108-87-2	ug/kg	9800		< 8.7 U	< 5.7 U	< 10 U	< 9.4 U	< 5.3 U	< 7.4 U	< 9.8 U	< 8.2 U	-	< 7.6 U	< 7.6 U	< 7.2 U	< 4.9 U	< 11 U
Methylene Chloride	75-09-2	ug/kg	35000	18	< 8.7 U	< 5.7 U	< 10 U	< 9.4 U	< 380 U	< 7.4 U	< 9.8 U	< 8.2 UJ	-	< 7.6 U	< 7.6 U	< 7.2 U	< 4.9 U	< 11 U
o-Xylene (1,2-Dimethylbenzene)	95-47-6	ug/kg	64000		< 8.7 U	< 5.7 U	< 10 U	< 9.4 U	< 5.3 U	< 7.4 U	< 9.8 U	< 8.2 U	-	< 7.6 U	< 7.6 U	< 7.2 U	< 4.9 U	< 11 U
Styrene	100-42-5	ug/kg	600000	126	< 8.7 U	< 5.7 U	< 10 U	< 9.4 U	< 5.3 U	< 7.4 U	< 9.8 U	< 8.2 U	-	< 7.6 U	< 7.6 U	< 7.2 U	< 4.9 U	< 11 U
TERT-BUTYL METHYL ETHER	1634-04-4	ug/kg	47000	304	< 8.7 U	< 5.7 U	< 10 U	< 9.4 U	< 380 U	< 7.4 U	< 9.8 U	< 8.2 UJ	-	< 7.6 U	< 7.6 U	< 7.2 U	< 4.9 U	< 11 U
Tetrachloroethylene (PCE)	127-18-4	ug/kg	8100	2	< 8.7 U	< 5.7 U	< 10 U	< 9.4 U	< 5.3 U	< 7.4 U	< 9.8 U	< 8.2 U	-	< 7.6 U	< 7.6 U	< 7.2 U	< 4.9 U	< 11 U
Toluene	108-88-3	ug/kg	490000	10	< 8.7 U	< 5.7 U	< 10 U	< 9.4 U	< 5.3 U	< 7.4 U	< 9.8 U	< 8.2 U	-	< 7.6 U	< 7.6 U	< 7.2 U	< 4.9 U	< 11 U
Trans-1,2-Dichloroethylene	156-60-5	ug/kg	7000	389	< 8.7 U	< 5.7 U	< 10 U	< 9.4 U	< 5.3 U	< 7.4 U	< 9.8 U	< 8.2 U	-	< 7.6 U	< 7.6 U	< 7.2 U	< 4.9 U	< 11 U
Trans-1,3-Dichloropropene	10061-02-6	ug/kg	1800		< 8.7 U	< 5.7 U	< 10 U	< 9.4 U	< 5.3 U	< 7.4 U	< 9.8 U	< 8.2 U	-	< 7.6 U	< 7.6 U	< 7.2 U	< 4.9 U	< 11 U
Trichloroethylene (TCE)	79-01-6	ug/kg	410	78	< 8.7 U	< 5.7 U	< 10 U	< 9.4 U	< 5.3 U	< 7.4 UJ	< 9.8 U	< 8.2 U	-	< 7.6 UJ	< 7.6 U	< 7.2 U	< 4.9 U	< 11 UJ
Trichlorofluoromethane	75-69-4	ug/kg	2300000		< 8.7 U	< 5.7 U	< 10 U	< 9.4 U	< 380 U	< 7.4 U	< 9.8 U	< 8.2 UJ	-	< 7.6 U	< 7.6 U	< 7.2 U	< 4.9 U	< 11 U
Vinyl Chloride	75-01-4	ug/kg	59	482	< 8.7 U	< 5.7 U	< 10 U	< 9.4 U	< 5.3 U	< 7.4 U	< 9.8 U	< 8.2 U	-	< 7.6 U	< 7.6 U	< 7.2 U	< 4.9 U	< 11 U
TCL SVOCs																		
1,2,4,5-TETRACHLOROBENZENE	95-94-3	ug/kg	230	187	< 290 U	< 200 U	< 330 U	< 330 U	< 200 U	< 290 U	< 320 U	< 310 U	-	< 240 U	< 270 U	< 280 U	< 190 U	< 390 U
1,4-Dioxane (P-Dioxane)	123-91-1	ug/kg	5300		< 110 U	< 77 U	< 130 U	< 130 U	< 80 U	< 120 U	< 120 UJ	< 120 U	-	< 96 U	< 110 U	< 110 U	< 75 U	< 150 U
1-Methylnaphthalene	90-12-0	ug/kg	18	141	< 290 U	< 200 U	< 330 U	< 330 U	< 200 U	< 290 U	< 320 U	< 310 U	-	< 240 U	< 270 U	< 280 U	< 190 U	< 390 U
2,3,4,6-TETRACHLOROPHENOL	58-90-2	ug/kg	190000	30	< 290 U	< 200 U	< 330 U	< 330 U	< 200 U	< 290 U	< 320 U	< 310 U	-	< 240 U	< 270 U	< 280 U	< 190 U	< 390 U
2,4,5-TRICHLOROPHENOL	95-95-4	ug/kg	630000	34	< 290 U	< 200 U	< 330 U	< 330 U	< 200 U	< 290 U	< 320 U	< 310 U	-	< 240 U	< 270 U	< 280 U	< 190 U	< 390 U
2,4,6-TRICHLOROPHENOL	88-06-2	ug/kg	6300		< 290 U	< 200 U	< 330 U	< 330 U	< 200 U	< 290 U	< 320 U	< 310 U	-	< 240 U	< 270 U	< 280 U	< 190 U	< 390 U
2,4-DICHLOROPHENOL	120-83-2	ug/kg	19000	57	< 290 U	< 200 U	< 330 U	< 330 U	< 200 U	< 290 U	< 320 U	< 310 U	-	< 240 U	< 270 U	< 280 U	< 190 U	< 390 U
2,4-DIMETHYLPHENOL	105-67-9	ug/kg	130000	39	< 290 U	< 200 U	< 330 U	< 330 U	< 200 U	< 290 U	< 320 U	< 310 U	-	< 240 U	< 270 U	< 280 U	< 190 U	< 390 U
2,4-DINITROPHENOL	51-28-5	ug/kg	13000	223	< 570 U	< 380 U	< 640 U	< 630 U	< 400 U	< 570 U	< 610 U	< 590 U	-	< 470 U	< 530 U	< 540 U	< 370 U	< 750 U
2,4-DINITROTOLUENE	121-14-2	ug/kg	1700	290	< 290 U	< 200 U	< 330 U	< 330 U	< 200 U	< 290 U	< 320 U	< 310 U	-	< 240 U	< 270 U	< 280 U	< 190 U	< 390 U
2,6-DINITROTOLUENE	606-20-2	ug/kg	360	296	< 290 U	< 200 U	< 330 U	< 330 U	< 200 U	< 290 U	< 320 U	< 310 U	-	< 240 U	< 270 U	< 280 U	< 190 U	< 390 U
2-CHLORONAPHTHALENE	91-58-7	ug/kg	480000		< 290 U	< 200 U	< 330 U	< 330 U	< 200 U	< 290 U	< 320 U	< 310 U	-	< 240 U	< 270 U	< 280 U	< 190 U	< 390 U
2-CHLOROPHENOL	95-57-8	ug/kg	39000	55	< 290 U	< 200 U	< 330 U	< 330 U	< 200 U	< 290 U	< 320 U	< 310 U	-	< 240 U	< 270 U	< 280 U	< 190 U	< 390 U
2-Methylnaphthalene	91-57-6	ug/kg	24000	20.2	< 290 U	< 200 U	< 330 U	< 330 U	< 200 U	< 290 U	< 320 U	< 310 U	-	< 240 U	< 270 U	< 280 U	< 190 U	< 390 U
2-METHYLPHENOL (O-CRESOL)	95-48-7	ug/kg	320000	119	< 570 U	< 380 U	< 640 U	< 630 U	< 400 U	< 570 U	< 610 U	< 590 U	-	< 470 U	< 530 U	< 540 U	< 370 U	< 750 U
2-NITROANILINE	88-74-4	ug/kg	63000		< 290 U	< 200 U	< 330 U	< 330 U	< 200 U	< 290 U	< 320 U	< 310 U	-	< 240 U	< 270 U	< 280 U	< 190 U	< 390 U
2-NITROPHENOL	88-75-5	ug/kg	1900000	168	< 290 U	< 200 U	< 330 U	< 330 U	< 200 U	< 290 U	< 320 U	< 310 U	-	< 240 U	< 270 U	< 280 U	< 190 U	< 390 U
3,3'-DICHLOROBENZIDINE	91-94-1	ug/kg	1200	31	< 570 U	< 380 U	< 640 U	< 630 U	< 400 U	< 570 U	< 610 U	< 590 U	-	< 470 U	< 530 U	< 540 U	< 370 U	< 750 U
3-NITROANILINE	99-09-2	ug/kg	25000		< 570 U	< 380 U	< 640 U	< 630 U	< 400 U	< 570 U	< 610 U	< 590 U	-	< 470 U	< 530 U	< 540 U	< 370 U	< 750 U
4,6-DINITRO-2-METHYLPHENOL	534-52-1	ug/kg	510	1477	< 570 U	< 380 U	< 640 UJ	< 630 U	< 400 U	< 570 U	< 610 UJ	< 590 U	-	< 470 U	< 530 U	< 540 U	< 370 U	< 750 U
4-BROMOPHENYL PHENYL ETHER	101-55-3	ug/kg		47	< 290 U	< 200 U	< 330 U	< 330 U	< 200 U	< 290 U	< 320 U	< 310 U	-	< 240 U	< 270 U	< 280 U	< 190 U	< 390 U
4-CHLORO-3-METHYLPHENOL	59-50-7	ug/kg	630000	5	< 290 U	< 200 U	< 330 U	< 330 U	< 200 U	< 290 U	< 320 U	< 310 U	-	< 240 U	< 270 U	< 280 U	< 190 U	< 390 U
4-CHLOROANILINE	106-47-8	ug/kg	2700	0.9	< 570 U	< 380 U	< 640 U	< 630 U	< 400 U	< 570 U	< 610 U	< 590 U	-	< 470 U	< 530 U	< 540 U	< 370 U	< 750 U
4-CHLOROPHENYL PHENYL ETHER	7005-72-3	ug/kg			< 290 U	< 200 U	< 330 U	< 330 U	< 200 U	< 290 U	< 320 U	< 310 U	-	< 240 U	< 270 U	< 280 U	< 190 U	< 390 U
4-METHYLPHENOL (P-CRESOL)	106-44-5	ug/kg	130000	93	< 570 U	< 380 U	< 640 U	< 630 U	< 400 U	< 570 U	< 610 U	< 590 U	-	< 470 U	< 530 UJ	< 540 U	< 370 U	< 750 U
4-Nitroaniline	100-01-6	ug/kg	25000		< 570 U	< 380 U	< 640 U	< 630 U	< 400 U	< 570 U	< 610 U	< 590 U	-	< 470 U	< 530 U	< 540 U	< 370 U	< 750 U
4-NITROPHENOL	100-02-7	ug/kg	1900000	153	< 570 U	< 380 U	< 640 U	< 630 U	< 400 U	< 570 U	< 610 U	< 590 U	-	< 470 U	< 530 U	< 540 U	< 370 U	< 750 U
Acenaphthene	83-32-9	ug/kg	360000	6.7	< 290 U	< 200 U	< 330 U	< 330 U	< 200 U	< 290 U	< 320 U	< 310 U	-	< 240 U	67 J	< 280 U	< 190 U	< 390 U
ACENAPHTHYLENE	208-96-8	ug/kg	360000	5.9	< 290 U	< 200 U	< 330 U	< 330 U	< 200 U	< 290 U	< 320 U	< 310 U	-	< 240 U	180 J	< 280 U	< 190 U	< 390 U
Acetophenone	98-86-2	ug/kg	780000		71 J	< 380 U	79 J	< 630 U	< 400 U	< 570 U	71 J	< 590 U	-	< 470 U	170 J	73 J	< 370 U	< 750 U
ANTHRACENE	120-12-7	ug/kg	1800000	57	< 290 U	< 200 U	< 330 U	110 J	< 200 U	< 290 U	82 J	< 310 U	-	< 240 U	260 J	< 280 U	< 190 U	< 390 U

Table 28
Phase 2 Reach Sediment Analytical Results
Phase 2 Data Evaluation Summary Memorandum
Lower Neponset River
Boston and Milton, Massachusetts

					Location	24A-0103	24A-0103	24A-0104	24A-0104	24A-0104	24A-0105	24A-0106	24A-0106	24A-0106	24A-0107	24A-0108	24A-0108	24A-0108	24A-0109
					Sample Name	24A-0103-BS	24A-0103-CS	24A-0104-AS	24A-0104-BS	24A-0104-CS	24A-0105-AS	24A-0106-AS	24A-0106-BS	24A-0106-CS	24A-0107-AS	24A-0108-AS	24A-0108-BS	24A-0108-CS	24A-0109-AS
					Sample Date	9/26/2024	9/26/2024	9/26/2024	9/26/2024	9/26/2024	10/23/2024	9/26/2024	9/26/2024	9/26/2024	10/23/2024	9/26/2024	9/26/2024	9/26/2024	10/23/2024
					Sample Type	N	N	N	N	N	N	N	N	N	N	N	N	N	N
					Depth Interval	0.5 - 2 ft	2 - 2.7 ft	0 - 0.5 ft	0.5 - 1.5 ft	1.5 - 2 ft	0 - 0.5 ft	0 - 0.5 ft	0.5 - 2.5 ft	2.5 - 2.8 ft	0 - 0.5 ft	0 - 0.5 ft	0.5 - 3.3 ft	3.3 - 4.5 ft	0 - 0.5 ft
Analyte	Cas No.	Units	Human Health PAL	Ecological PAL															
ATRAZINE	1912-24-9	ug/kg	2400	0.3	< 570 U	< 380 U	< 640 U	< 630 U	< 400 U	< 570 U	< 610 U	< 590 U	-	< 470 U	< 530 U	< 540 U	< 370 U	< 750 U
BENZALDEHYDE	100-52-7	ug/kg	170000	59	< 570 U	< 380 U	< 640 U	< 630 U	< 400 U	< 570 U	< 610 U	< 590 U	-	< 470 U	< 530 U	< 540 U	< 370 U	< 750 U
BENZO(A)ANTHRACENE	56-55-3	ug/kg	1100	108	94 J	< 200 U	310 J	250 J	77 J	81 J	460	120 J	-	150 J	1400	61 J	< 190 U	< 390 U
BENZO(A)PYRENE	50-32-8	ug/kg	110	150	< 290 U	< 200 U	190 J	140 J	73 J	75 J	310 J	< 310 U	-	150 J	1000	< 280 U	< 190 U	< 390 U
Benzo(B)Fluoranthene	205-99-2	ug/kg	1100	190	130 J	< 200 U	540	280 J	95 J	110 J	900	180 J	-	210 J	2600	88 J	< 190 U	< 390 U
Benzo(G,H,I)Perylene	191-24-2	ug/kg	180000	170	< 290 U	< 200 U	< 330 U	< 330 U	51 J	58 J	< 320 U	< 310 U	-	110 J	160 J	< 280 U	< 190 U	< 390 U
Benzo(K)Fluoranthene	207-08-9	ug/kg	11000	240	< 290 U	< 200 U	180 J	97 J	< 200 U	< 290 U	290 J	< 310 U	-	75 J	840	< 280 U	< 190 U	< 390 U
BENZYL BUTYL PHTHALATE	85-68-7	ug/kg	290000	100	< 290 U	< 200 U	< 330 U	< 330 U	< 200 U	< 290 U	< 320 U	< 310 U	-	< 240 U	< 270 U	< 280 U	< 190 U	< 390 U
BIPHENYL (DIPHENYL)	92-52-4	ug/kg	4700	198	< 290 U	< 200 U	< 330 U	< 330 U	< 200 U	< 290 U	< 320 U	< 310 U	-	< 240 U	< 270 U	< 280 U	< 190 U	< 390 U
BIS(2-CHLOROETHOXY) METHANE	111-91-1	ug/kg	19000		< 290 U	< 200 U	< 330 U	< 330 U	< 200 U	< 290 U	< 320 U	< 310 U	-	< 240 U	< 270 U	< 280 U	< 190 U	< 390 U
BIS(2-CHLOROETHYL) ETHER (2-CHLOROETHYL ETHER)	111-44-4	ug/kg	230		< 570 U	< 380 U	< 640 U	< 630 U	< 400 U	< 570 U	< 610 U	< 590 U	-	< 470 U	< 530 U	< 540 U	< 370 U	< 750 U
BIS(2-CHLOROISOPROPYL) ETHER	108-60-1	ug/kg	310000		< 570 U	< 380 U	< 640 U	< 630 U	< 400 U	< 570 U	< 610 U	< 590 U	-	< 470 U	< 530 U	< 540 U	< 370 U	< 750 U
BIS(2-ETHYLHEXYL) PHTHALATE	117-81-7	ug/kg	39000	180	< 290 U	< 200 U	250 J	92 J	72 J	< 290 U	290 J	100 J	-	< 240 U	990	< 280 U	< 190 U	< 390 U
Caprolactam	105-60-2	ug/kg	3100000		< 570 U	< 380 U	< 640 U	< 630 U	< 400 U	< 570 U	< 610 U	< 590 U	-	< 470 U	< 530 U	< 540 U	< 370 U	< 750 U
CARBAZOLE	86-74-8	ug/kg	240000	69	< 570 U	< 380 U	< 640 U	< 630 U	< 400 U	< 570 U	< 610 U	< 590 U	-	< 470 U	180 J	< 540 U	< 370 U	< 750 U
CHRYSENE	218-01-9	ug/kg	110000	166	110 J	< 200 U	400	260 J	80 J	95 J	640	140 J	-	190 J	1800	79 J	< 190 U	< 390 U
DIBENZ(A,H)ANTHRACENE	53-70-3	ug/kg	110	33	< 290 U	< 200 U	< 330 U	< 330 U	< 200 U	< 290 U	110 J	< 310 U	-	< 240 U	330	< 280 U	< 190 U	< 390 U
Dibenzofuran	132-64-9	ug/kg	7800	510	< 290 U	< 200 U	< 330 U	< 330 U	< 200 U	< 290 U	< 320 U	< 310 U	-	< 240 U	< 270 U	< 280 U	< 190 U	< 390 U
Diethyl Phthalate	84-66-2	ug/kg	5100000	630	< 290 U	< 200 U	< 330 U	< 330 U	< 200 U	< 290 U	< 320 U	< 310 U	-	< 240 U	< 270 U	< 280 U	< 190 U	< 390 U
DIMETHYL PHTHALATE	131-11-3	ug/kg	5100000	678	< 290 U	< 200 U	< 330 U	< 330 U	< 200 U	< 290 U	< 320 U	< 310 U	-	< 240 U	< 270 U	< 280 U	< 190 U	< 390 U
Di-N-Butyl Phthalate	84-74-2	ug/kg	630000	11	< 290 U	< 200 U	< 330 U	< 330 U	< 200 U	< 290 U	< 320 U	< 310 U	-	< 240 U	< 270 U	< 280 U	< 190 U	< 390 U
DI-N-OCTYLPHTHALATE	117-84-0	ug/kg	63000	39	< 570 U	< 380 U	< 640 U	< 630 U	< 400 U	< 570 U	< 610 U	< 590 U	-	< 470 U	< 530 U	< 540 U	< 370 U	< 750 U
FLUORANTHENE	206-44-0	ug/kg	240000	423	210 J	< 200 U	760	530	180 J	190 J	1200	240 J	-	370	3400	130 J	< 190 U	120 J
FLUORENE	86-73-7	ug/kg	240000	77	< 290 U	< 200 U	< 330 U	< 330 U	< 200 U	< 290 U	< 320 U	< 310 U	-	< 240 U	73 J	< 280 U	< 190 U	< 390 U
HEXACHLOROBENZENE	118-74-1	ug/kg	78	20	< 290 U	< 200 U	< 330 U	< 330 U	< 200 U	< 290 U	< 320 U	< 310 U	-	< 240 U	< 270 U	< 280 U	< 190 U	< 390 U
Hexachlorobutadiene	87-68-3	ug/kg	1200		< 290 U	< 200 U	< 330 U	< 330 U	< 200 U	< 290 U	< 320 U	< 310 U	-	< 240 U	< 270 U	< 280 U	< 190 U	< 390 U
HEXACHLOROCYCLOPENTADIENE	77-47-4	ug/kg	180	6.5	< 570 U	< 380 U	< 640 U	< 630 U	< 400 U	< 570 U	< 610 U	< 590 U	-	< 470 U	< 530 U	< 540 U	< 370 U	< 750 U
HEXACHLOROETHANE	67-72-1	ug/kg	1800	27	< 290 U	< 200 U	< 330 U	< 330 U	< 200 U	< 290 U	< 320 U	< 310 U	-	< 240 U	< 270 U	< 280 U	< 190 U	< 390 U
INDENO(1,2,3-C,D)PYRENE	193-39-5	ug/kg	1100	200	< 290 U	< 200 U	160 J	83 J	< 200 U	< 290 U	270 J	< 310 U	-	85 J	870	< 280 U	< 190 U	< 390 U
ISOPHORONE	78-59-1	ug/kg	570000	876	< 290 U	< 200 U	< 330 U	< 330 U	< 200 U	< 290 U	< 320 U	< 310 U	-	< 240 U	< 270 U	< 280 U	< 190 U	< 390 U
Naphthalene	91-20-3	ug/kg	2000	176	< 290 U	< 200 U	< 330 U	< 330 U	< 200 U	< 290 U	< 320 U	< 310 U	-	< 240 U	< 270 U	< 280 U	< 190 U	< 390 U
NITROBENZENE	98-95-3	ug/kg	5100	407	< 290 U	< 200 U	< 330 U	< 330 U	< 200 U	< 290 U	< 320 U	< 310 U	-	< 240 U	< 270 U	< 280 U	< 190 U	< 390 U
N-NITROSODI-N-PROPYLAMINE	621-64-7	ug/kg	78		< 290 U	< 200 U	< 330 U	< 330 U	< 200 U	< 290 U	< 320 U	< 310 U	-	< 240 U	< 270 U	< 280 U	< 190 U	< 390 U
N-NITROSODIPHENYLAMINE	86-30-6	ug/kg	110000	110	< 290 U	< 200 U	< 330 U	< 330 U	< 200 U	< 290 U	< 320 U	< 310 U	-	< 240 U	< 270 U	< 280 U	< 190 U	< 390 U
PENTACHLOROPHENOL	87-86-5	ug/kg	1000	10	< 570 U	< 380 U	< 640 U	< 630 U	< 400 U	< 570 U	< 610 U	< 590 U	-	< 470 U	< 530 U	< 540 U	< 370 U	< 750 U
PHENANTHRENE	85-01-8	ug/kg	1800000	204	110 J	< 200 U	290 J	470	120 J	110 J	400	120 J	-	200 J	1200	70 J	< 190 U	< 390 U
PHENOL	108-95-2	ug/kg	1900000	175	< 570 U	< 380 U	< 640 U	< 630 U	< 400 U	< 570 U	< 610 U	< 590 U	-	< 470 U	110 J	< 540 U	< 370 U	< 750 U
PYRENE	129-00-0	ug/kg	180000	195	150 J	< 200 U	490	430	140 J	160 J	750	180 J	-	300	2400	100 J	< 190 U	100 J
TOTAL ORGANIC CARBON	TOC	mg/kg			57000	7000	77000	62000	13000	54000	99000	39000	3300	66000	86000	49000	1900	120000

Table 28
Phase 2 Reach Sediment Analytical Results
Phase 2 Data Evaluation Summary Memorandum
Lower Neponset River
Boston and Milton, Massachusetts

					Location	24A-0110	24A-0110	24A-0110	24A-0111	24A-0112	24A-0113	24A-0114	24A-0115	24A-0116	24A-0117	24A-0118	24A-0119	24A-0120	24A-0121
					Sample Name	24A-0110-AS	24A-0110-BS	24A-0110-CS	24A-0111-AS	24A-0112-AS	24A-0113-AS	24A-0114-AS	24A-0115-AS	24A-0116-AS	24A-0117-AS	24A-0118-AS	24A-0119-AS	24A-0120-AS	24A-0121-AS
					Sample Date	9/26/2024	9/26/2024	9/26/2024	10/23/2024	10/23/2024	10/22/2024	10/22/2024	10/22/2024	10/22/2024	10/22/2024	10/22/2024	10/22/2024	10/22/2024	10/22/2024
					Sample Type	N	N	N	N	N	N	N	N	N	N	N	N	N	N
					Depth Interval	0 - 0.5 ft	0.5 - 1.4 ft	1.4 - 2.4 ft	0 - 0.5 ft	0 - 0.5 ft	0 - 0.5 ft	0 - 0.5 ft	0 - 0.5 ft	0 - 0.5 ft	0 - 0.5 ft	0 - 0.5 ft	0 - 0.5 ft	0 - 0.5 ft	0 - 0.5 ft
Analyte	Cas No.	Units	Human Health PAL	Ecological PAL															
Grain Size																			
%CLAY	%CLAY	%			2.4	1.8	0	0	0	0	0	0	0	0	0	0	10	0
%COARSE SAND >.5-1MM (USDA classification)	%COARSESAND	%			0	0	3.5	0	0	0	7.4	0	0	0	0	0	2.0	0
%FINE SAND >.125-.25 mm (USDA classification)	%FINE SAND	%			29.4	25.7	32.8	83.5	53.8	26.1	42.4	34.0	73.8	43.1	37.5	55.8	8.7	32.9
%MEDIUM SAND >.25-5 mm (USDA classification)	%MEDIUM SAND	%			6.6	4.0	4.5	5.4	1.9	1.0	17.4	0.2	10.6	0.7	0.7	5.2	1.3	1.4
Gravel	GRAVEL	%			0	0	3.0	0	0	0	9.0	0	0	0	0	0	1.7	0
Hydrometer, Reading 1, Percent Passing	HYD01	%			8.1	18.9	5.0	0	0	0	0	0	0	0	2.9	0	20.5	0
Hydrometer, Reading 2, Percent Passing	HYD02	%			8.1	14.6	5.0	0	0	0	0	0	0	0	2.9	0	17.0	0
Hydrometer, Reading 3, Percent Passing	HYD03	%			8.1	10.4	1.5	0	0	0	0	0	0	0	0	0	10	0
Hydrometer, Reading 4, Percent Passing	HYD04	%			2.4	6.1	1.5	0	0	0	0	0	0	0	0	0	10	0
Hydrometer, Reading 5, Percent Passing	HYD05	%			2.4	1.8	0	0	0	0	0	0	0	0	0	0	10	0
Hydrometer, Reading 6, Percent Passing	HYD06	%			0	1.8	0	0	0	0	0	0	0	0	0	0	0	0
Hydrometer, Reading 7, Percent Passing	HYD07	%			0	1.8	0	0	0	0	0	0	0	0	0	0	0	0
Sand	308075-07-2	%			36.0	29.7	40.8	88.9	55.7	27.1	67.2	34.2	84.4	43.8	38.2	61.0	12.0	34.3
SIEVE NO. 10, PERCENT PASSING (2.00 mm)	SIEVE10	%			100.0	100.0	93.5	100.0	100.0	100.0	83.6	100.0	100.0	100.0	100.0	100.0	96.3	100.0
SIEVE NO. 40, PERCENT PASSING (0.425 mm)	SIEVE40	%			93.4	96.0	89.0	94.6	98.1	99.0	66.2	99.8	89.4	99.3	99.3	94.8	95.0	98.6
SIEVE NO. 80, PERCENT PASSING	SIEVE80	%			83.8	88.2	75.3	35.9	84.6	94.6	41.4	90.6	50.5	87.2	86.5	64.9	92.8	91.5
SIEVE, NO. 20, PERCENT PASSING (0.85 mm)	SIEVE20	%			97.1	97.8	91.8	99.6	100.0	99.7	76.0	99.9	99.3	99.6	99.4	99.0	95.5	99.3
SIEVE, NO. 60, PERCENT PASSING	SIEVE60	%			88.7	92.7	83.9	65.2	94.2	97.5	50.5	96.8	67.7	96.8	95.3	77.9	94.6	96.4
Sieve-U.S. Std. No. 100 (0.15mm)	SIEVEUS100	%			82.0	86.3	72.2	23.7	77.8	90.0	35.1	90.6	37.8	74.2	77.4	55.1	90.1	83.6
Sieve-U.S. Std. No. 200 (0.075mm)	SIEVEUS200	%			64.0	70.3	56.2	11.1	44.3	72.9	23.8	65.8	15.6	56.2	61.8	39.0	86.3	65.7
Sieve-U.S. Std. No. 4 (4.75mm)	SIEVEUS4	%			100.0	100.0	97.0	100.0	100.0	100.0	91.0	100.0	100.0	100.0	100.0	100.0	98.3	100.0
Sieve-US Std. 0.375-inch (9.5 mm)	SIEVE0.375IN	%			100.0	100.0	100.0	100.0	100.0	100.0	95.9	100.0	100.0	100.0	100.0	100.0	100.0	100.0
Sieve-US Std. 0.75-inch (19 mm)	SIEVE0.75IN	%			100.0	100.0	100.0	100.0	100.0	100.0	100.0	100.0	100.0	100.0	100.0	100.0	100.0	100.0
Sieve-US Std. 1.5-inch (37.5 mm)	SIEVE1.5IN	%			100.0	100.0	100.0	100.0	100.0	100.0	100.0	100.0	100.0	100.0	100.0	100.0	100.0	100.0
SIEVE-US std. 1-inch (25 mm)	SIEVE1INCH	%			100.0	100.0	100.0	100.0	100.0	100.0	100.0	100.0	100.0	100.0	100.0	100.0	100.0	100.0
SIEVE-US std. 2-inch (50 mm)	SIEVE2INCH	%			100.0	100.0	100.0	100.0	100.0	100.0	100.0	100.0	100.0	100.0	100.0	100.0	100.0	100.0
SILT	445	%			61.6	68.5	56.2	11.1	44.3	72.9	23.8	65.8	15.6	56.2	61.8	39.0	76.3	65.7
PCDD/F																		
1,2,3,4,6,7,8-HpCDD	35822-46-9	pg/g	480	500	2920 J	3160 J	533 J	275	1780 J	2160 J	589	1560	574	1310	1220	920	28100 J	1850
1,2,3,4,6,7,8-HpCDF	67562-39-4	pg/g	480	50	1590 J	1340 J	337 J	204	851 J	1400 J	366	903	333	844	723	519	5300	1170
1,2,3,4,7,8,9-HpCDF	55673-89-7	pg/g	480	50	49.8 J	50.7 J	8.2 J	5.78	32.6 J	48.8 J	10.3	31.8	13.2	30.6	27.1	18.7	230	42.8
1,2,3,4,7,8-HxCDD	39227-28-6	pg/g	48	1	28.7 J	21.8 J	4.73 J	2.74 JN	20.8 J	25.7 J	6.74	18.9	6.15	17.3	14.1	11.1	218	22.3
1,2,3,4,7,8-HxCDF	70648-26-9	pg/g	48	5	105 J	83.9 J	10.2 J	9.78	51.6 J	81.2 J	19.3	52.5 J	19.2 J	54.3 J	41.9 J	31.3 J	170 J	73.2 J
1,2,3,6,7,8-HxCDD	57653-85-7	pg/g	48	50	133 J	138 J	25.9 J	14.7	76.7 J	97.6 J	31.2	75.9 J	27.8 J	65.6 J	58.6 J	45.7 J	1230 J	90.4 J
1,2,3,6,7,8-HxCDF	57117-44-9	pg/g	48	5	50.8 J	38 J	7.14 J	4.83 JN	35 J	58.1 J	12.4	32.4	11.2	34	27.8	21	91 J	46
1,2,3,7,8,9-HxCDD	19408-74-3	pg/g	48	50	73.3 J	62.4 J	12.3 J	8.08	57.3 J	62.2 J	15.9 JN	45	14.1	40.2	35.3	28.1	643	56.4
1,2,3,7,8,9-HxCDF	72918-21-9	pg/g	48	5	< 1.14 U	< 1.31 U	< 0.579 U	< 1.13 U	< 0.487 UJ	< 0.988 UJ	< 1.15 U	< 0.236 U	< 1.31 U	< 0.377 U	< 0.686 U	< 0.246 U	< 0.504 U	< 0.452 U
1,2,3,7,8-PeCDD	40321-76-4	pg/g	4.8	0.5	12.3	10.2	1.76 J	1.7 JN	11.3 J	10.6 J	2.99 J	9.22 J	< 9.77 UJ	7.28 J	6.89 J	5.47 J	80.4 J	10.4 J
1,2,3,7,8-PeCDF	57117-41-6	pg/g	160	10	12.1	16.6	2.06 J	1.19 JN	7.54 J	9.87 J	3.35 J	8.04	3.04 J	6.53	5.93	4.73 J	13.9	8.87
2,3,4,6,7,8-HxCDF	60851-34-5	pg/g	48	5	48.9 J	48.3 J	8.27 J	6.62	33.7 J	57.9 J	12.6	34.1	13.3	32.6	28.3	21	143	44.1
2,3,4,7,8-PeCDF	57117-31-4	pg/g	16	1	53.6 J	106 J	11.4 J	10.5 J	29.1 J	36.6 J	14.2 JN	29.9 J	14.3 J	30.1 J	24.3 J	19.1 J	123 J	32.5 J
2,3,7,8-TCDD	1746-01-6	pg/g	4.8	0.5	3.58 J	5.13 J	0.655 JN	< 1.96 UJ	2.3 J	< 1.99 UJ	< 1.99 UJ	2.04 J	< 5.92 UJ	1.31 JN	1.66 J	1.35 J	13.9 J	2.56 J
2,3,7,8-TCDF	51207-31-9	pg/g	48	10	23.2 J	43.9 J	6.38 J	3.22 JN	12.9 J	15.3 J	8.9	12.7	6.28	12.5	10.2	7.81	55.6	13.6
OCDD	3268-87-9	pg/g	16000	5000	20100 JEB	28900 JEB	4280 JEB	1850	16700 J	13200 J	4010	11500	4390	9410	8620	6450	240000 J	13000
OCDF	39001-02-0	pg/g	16000	5000	1670 J	1530 J	305 J	168	1060 J	1710 J	373	1120	456	1030	937	657	15400	1460
Total HpCDD	RA_Total_HpCDD	pg/g			5130	5690	956	502	3510	3990	1107	2960	1035	2530	2213	1930	56700	3390
Total HpCDF	RA_Total_HpCDF	pg/g			3092.8	3073.5	708.23	403.78	1752.4	2646.5	712.3	1807.9	702.23	1644.1	1437.5	1048.8	19026.4	2279.6
Total HxCDD	RA_Total_HxCDD	pg/g	100		923.09	903.12	180	88.92	576	691.44	202.62	485.69	177.38	420.22	399.53	310.52	7460.1	621.08
Total HxCDF	RA_Total_HxCDF	pg/g			1189.97	1136.52	235.283	163.72	716.92	1123.12	302.55	689.94	264.74	664.06	566.33	439.08	4033.76	899.7
Total PeCDD	RA_Total_PeCDD	pg/g			109.45	130.83	20.823	11.46	73.74	89.65	27.06	70.6	22.3 U	58.03	55.61	38.97	657.28	83.49
Total PeCDF	RA_Total_PeCDF	pg/g			567.736	763.96	104.553	88.01	309.85	426.44	141.46	302.2	131.58	298.6	239.714	211.86	1255.77	351.129
Total TCDD	RA_Total_TCDD	pg/g			48.349	152.279	5.607	< 1.96 U	16.05	20.38 U	2.8 U	23.243	< 5.92 U	15.08	15.261	13.629	165.761	27.514
Total TCDF	RA_Total_TCDF	pg/g			394.61	824.53	73.533	67.49	221.91	266.12	170.4	211.91	102.22	218.21	176.59	147.87	759.37	241.11
Total PCDD/F TEQ (Bird)	RA-TEQ-B-DF	pg/g			145.95	212.73	29.131	21.3286	88.313	109.827	37.8843	84.938	31.7701	80.574	67.9407	52.3627	511.14	99.36
Total PCDD/F TEQ (Fish)	RA-TEQ-F-DF	pg/g			102.823	121.389	18.2885	13.4659	65.334	82.4655	23.7638	61.976	20.0006	57.4895	48.9722	37.6227	436.355	74.7055
Total PCDD/F TEQ (Mammal)	RA-TEQ-M-DF	pg/g			130.742	145.894	23.5463	15.3359	83.3202	102.2371	29.0224	76.3552	24.84	68.4439	60.206	46.002	799.607	92.5421
PCB Congeners																		
PCB-001	2051-60-7	ng/g	230	14	72.9 J	12.4 J	0.826 J	55.7 J	43.1 J	56.2 J	20.9 J	33.9 J	9.92 J	29.3 J	29.8 J	30.3 J	2.4 J	36.3 J
PCB-002	2051-61-8	ng/g	230	14	1.08	< 0.0477 U	< 0.0459 U	1.01 J	0.795 J	0.806 J	< 0.048 UJ	0.849	0.316	0.865	0.768	0.852	< 0.0475 U	1.04
PCB-003	2051-62-9	ng/g	230	14	40 J	11.4 J	< 0.0473 UJ	24.6 J	16.8 J	15.2 J	8.89 J	13.2 J	8.14 J	11.4 J	12.2 J	10 J	3.09 J	15.5 J
PCB-004/010	PCB-4/10	ng/g	230	14	185 J	141 J	15.2 J	308 J	127 J	153 J	115 J	90.6 J	21.2	85.5 J	93.1 J	106 J	22.3	128 J
PCB-005/008	PCB-5/8	ng/g	230	14	202 J	132 J	21 J	286 J	112 J	70.3 J	102 J	59.8 J	25 J	61.7 J	53.1 J	59.7 J	18.8 J	79.6 J
PCB-006	25569-80-6	ng/g	230	14	28.7 J	67.3 J	8.58 J	28.8 J	25.8 J	19.1 J	25.8 J	15.6	5.72	20.7	15.5	18.8	6.54	21
PCB-007/009	PCB-7/9	ng/g	230	14	4.94 J	7.31 J	1.47 J	5.16 J	3.56 J	2.72 J	5.51 J	2.66	0.882	2.77	2.06	2.97	3.72	2.8
PCB-011	2050-67-1	ng/g	230	14	5.37 J	28.6 J	1.65 J	3.88 J	5.05 J	5.32 J	2.73 J	4.06	1.44	4.05	3.65	4.53	1.2	5
PCB-012/013	PCB-12/13	ng/g	230	14	16.5 J	96.9 J	4.71 J	14.7 J	17.9 J	13.9 J	10.3 J	13.6	5.3	13.2	12.8	14	2.41	14.4
PCB-014	34883-41-5	ng/g	230	14	< 0.0443 U	< 0.0441 U	< 0.0425 U	< 0.0444 U	< 0.0444 UJ	< 0.0445 UJ	< 0.0444 U	< 0.0444 U	< 0.0425 U	< 0.0445 U	< 0.0443 U	< 0.0445 U	< 0.044 U	< 0.0437 U
PCB-015	2050-68-2	ng/g	230	14	149 J	1310 J	49.5 J	141 J	139 J	110 J	71.3 J	99.7 J	43.1 J	101 J	102 J	102 J	65.2 J	109 J
PCB-016/032	PCB-16/32	ng/g	230	14	149 J	3720 J	197 J	137 J	139 J	122 J	124 J	94 J	29.6	116 J	100 J	148 J	184 J	135 J

Table 28
Phase 2 Reach Sediment Analytical Results
Phase 2 Data Evaluation Summary Memorandum
Lower Neponset River
Boston and Milton, Massachusetts

					Location	24A-0110	24A-0110	24A-0110	24A-0111	24A-0112	24A-0113	24A-0114	24A-0115	24A-0116	24A-0117	24A-0118	24A-0119	24A-0120	24A-0121
					Sample Name	24A-0110-AS	24A-0110-BS	24A-0110-CS	24A-0111-AS	24A-0112-AS	24A-0113-AS	24A-0114-AS	24A-0115-AS	24A-0116-AS	24A-0117-AS	24A-0118-AS	24A-0119-AS	24A-0120-AS	24A-0121-AS
					Sample Date	9/26/2024	9/26/2024	9/26/2024	10/23/2024	10/23/2024	10/22/2024	10/22/2024	10/22/2024	10/22/2024	10/22/2024	10/22/2024	10/22/2024	10/22/2024	10/22/2024
					Sample Type	N	N	N	N	N	N	N	N	N	N	N	N	N	N
					Depth Interval	0 - 0.5 ft	0.5 - 1.4 ft	1.4 - 2.4 ft	0 - 0.5 ft	0 - 0.5 ft	0 - 0.5 ft	0 - 0.5 ft	0 - 0.5 ft	0 - 0.5 ft	0 - 0.5 ft	0 - 0.5 ft	0 - 0.5 ft	0 - 0.5 ft	0 - 0.5 ft
Analyte	Cas No.	Units	Human Health PAL	Ecological PAL															
PCB-017	37680-66-3	ng/g	230	14	87.6 JEB	2360 JEB	118 JEB	115 J	90.8 J	82.8 J	90 J	53.1 J	16.9	63.3 J	57.6 J	83.8 J	88.9 J	76.8 J
PCB-018	37680-65-2	ng/g	230	14	38.2 JEB	2720 JEB	173 JEB	49.7 J	76 J	67.5 J	65.7 J	42.6 J	15.7	54.8 J	48.9 J	77.6 J	205 J	61.1 J
PCB-019	38444-73-4	ng/g	230	14	56.9 J	1100 J	52.1 J	62.6 J	57 J	67 J	45.8 J	42.6 J	9.59	47.9 J	40.1 J	61 J	32.2	67.6 J
PCB-020/021/033	PCB-20/21/33	ng/g	230	14	22 J	645 J	53.7 J	12.3	20.2 J	19.6 J	22.1	17.9	5.78	21.6	16.3	22.6	137 J	17.1
PCB-022	38444-85-8	ng/g	230	14	15.4 J	1130 J	47.7 J	21.5 J	33 J	28.4 J	24.2 J	21.5	8.26	29	26.8	41.6 J	71.1 J	26.5
PCB-023/034	PCB-23/34	ng/g	230	14	1.78 J	39.2 J	2.4 J	1.73 J	2.44 J	2.54 J	2.17 J	2.04	0.513	1.89	1.82	2.63	2.04	2.5
PCB-024/027	PCB-24/27	ng/g	230	14	38.3 J	564 J	25.9 J	28.4 J	35.4 J	42.9 J	32.4 J	27.4	6.86	29.7	26.1	35.9	18.2	39.4 J
PCB-025	55712-37-3	ng/g	230	14	37.3 J	1180 J	66.1 J	43.1 J	58.7 J	55.1 J	47.4 J	40.8 J	11.5	50.8 J	44.4 J	67.3 J	43.9 J	52.2 J
PCB-026	38444-81-4	ng/g	230	14	55.3 J	2070 J	124 J	64.4 J	100 J	92.8 J	73.5 J	66.6 J	18.5	82 J	72.5 J	109 J	84.5 J	89.1 J
PCB-028	7012-37-5	ng/g	230	14	136 J	6870 J	344 J	146 J	200 J	174 J	149 J	134 J	43.4 J	170 J	149 J	214 J	278 J	153 J
PCB-029	15862-07-4	ng/g	230	14	< 0.058 U	1.6	< 0.0557 U	< 0.0582 U	< 0.0581 UJ	< 0.0582 UJ	< 0.0581 U	< 0.0581 U	< 0.0581 U	< 0.0556 U	< 0.0583 U	< 0.058 U	< 0.0582 U	< 0.0576 U	< 0.0572 U
PCB-030	35693-92-6	ng/g	230	14	< 0.0578 UJ	2.93 J	< 0.0555 UJ	< 0.058 U	< 0.0579 UJ	< 0.058 UJ	< 0.0579 U	< 0.0579 U	< 0.0554 U	< 0.0581 U	< 0.0578 U	< 0.058 U	< 0.0574 U	< 0.057 U
PCB-031	16606-02-3	ng/g	230	14	98.6 J	2400 J	180 J	113 J	173 J	157 J	134 J	111 J	39.1 J	131 J	116 J	161 J	233 J	138 J
PCB-035	37680-69-6	ng/g	230	14	2.73 J+	41.8 J	3.42 J+	0.9 J	1.66 J	1.57 J	< 0.0543 UJ	1.52 J+	0.407 J+	2.07 J+	1.15 J+	1.45 J+	4.77 J+	0.975 J+
PCB-036	38444-87-0	ng/g	230	14	< 0.0429 U	< 0.0427 U	< 0.0412 U	< 0.043 U	< 0.043 UJ	< 0.0431 UJ	< 0.043 U	< 0.043 U	< 0.0411 U	< 0.0431 U	< 0.0429 U	< 0.0431 U	< 0.0426 U	< 0.0423 U
PCB-037	38444-90-5	ng/g	230	14	34.4 J	1170 J	50.8 J	29.8	47.3 J	36.9 J	25.9	33.1	17.2	37.5	35.3	37.4	71.8 J	36.5
PCB-038	53555-66-1	ng/g	230	14	< 0.0644 U	< 0.0641 U	< 0.0618 U	< 0.0645 U	< 0.0645 UJ	< 0.0646 UJ	< 0.0645 U	< 0.0645 U	< 0.0617 U	< 0.0647 U	< 0.0644 U	< 0.0646 U	< 0.0639 U	< 0.0634 U
PCB-039	38444-88-1	ng/g	230	14	1.47 J	14.2 J	< 0.0398 UJ	0.733	0.983 J	1.32 J	0.842	1.66	0.421	1.35	1.04	1.17	< 0.0412 U	1.32
PCB-040	38444-93-8	ng/g	230	14	15.7 J	589 J	36.1 J	8.67	19.1 J	15.1 J	11.8	15.5	7	19.4	14	20.3	37.1	15.5
PCB-041/064	PCB-41/64	ng/g	230	14	129 J	1830 J	109 J	41 J	82.2 J	64.4 J	47.4 J	61.2 J	32	74.6 J	60 J	80.9 J	150 J	64.5 J
PCB-042	36559-22-5	ng/g	230	14	72.7 J	1700 J	95 J	31.8 J	69.4 J	54.1 J	35.9 J	55.2 J	25.6	59.1 J	45.7 J	61.7 J	94.8 J	55 J
PCB-043/049	PCB-43/49	ng/g	230	14	324 JEB	5070 JEB	303 JEB	121 J	270 J	224 J	136 J	207 J	88.9 J	217 J	173 J	222 J	385 J	223 J
PCB-044	41464-39-5	ng/g	230	14	151 JEB	3900 JEB	241 JEB	63.7 J	141 J	109 J	77.2 J	110 J	50.3 J	132 J	99.6 J	132 J	298 J	113 J
PCB-045	70362-45-7	ng/g	230	14	31.1 J	714 J	40.2 J	10.5	21.7 J	16.7 J	12.6	18	8.16	20.9	15.4	21.9	35.5	18
PCB-046	41464-47-5	ng/g	230	14	8.16 J	330 J	21.4 J	5.56 J	10.8 J	8.82 J	5.96 J	8.49	3.07	9.09	7.26	9.6	19.9	9.9
PCB-047/048/075	PCB-47/48/75	ng/g	230	14	487 J	2840 J	155 J	80.8 J	192 J	164 J	99.2 J	152 J	67.2 J	144 J	119 J	141 J	158 J	158 J
PCB-050	62796-65-0	ng/g	230	14	2.26 J	24.4 J	1.13 J	0.926 J	1.61 J	1.49 J	1.04 J	1.18 J	0.414 J	1.26 J	1.09 J	1.42 J	< 0.0564 UJ	1.78 J
PCB-051	68194-04-7	ng/g	230	14	31.6 J	444 J	23.4 J	14.4 J	26.4 J	25.2 J	17 J	21.6	7.41	21.3	17.6	23.8	20.1	27
PCB-052/073	PCB-52/73	ng/g	230	14	416 J	5170 J	312 J	111 J	246 J	191 J	124 J	188 J	86.9 J	204 J	161 J	202 J	542 J	202 J
PCB-053	41464-41-9	ng/g	230	14	95.6 J	1150 J	64.9 J	29 J	59.8 J	53.8 J	33.9 J	46.1 J	17.5	46 J	37.8	47.7 J	56.9 J	54.3 J
PCB-054	15968-05-5	ng/g	230	14	4.25 J	33.1 J	1.62 J	1.54	2.5 J	3.12 J	1.93	2.28 J	0.687 J	2.14 J	1.8 J	2.48 J	1.37 J	2.95 J
PCB-055	74338-24-2	ng/g	230	14	0.637 J	32.6 J	1.24 J	0.502	0.87 J	0.576 J	0.823	0.67 J	0.324 J	0.938 J	0.875 J	0.908 J	< 0.0785 UJ	0.711 J
PCB-056/060	PCB-56/60	ng/g	230	14	43.1 J	1170 J	62.6 J	23.4	47.2 J	41.7 J	36.5	34.4	20.8	43.3 J	38.3	35.2	103 J	36.6
PCB-057	70424-67-8	ng/g	230	14	3.18 J	52.1 J	2.64 J	1.36	2.96 J	2.64 J	2.04	2.66 J	0.862 J	2.97 J	2.56 J	3.34 J	< 0.0418 UJ	2.87 J
PCB-058	41464-49-7	ng/g	230	14	1.67 J	11.1 J	1.15 J	< 0.0534 U	0.821 J	0.724 J	< 0.0534 U	0.618	0.291	0.736	0.58	< 0.0534 U	< 0.0529 U	< 0.0525 U
PCB-059	74472-33-6	ng/g	230	14	13.9 J	238 J	12.7 J	5.27	11.6 J	8.45 J	6.35	7.48	3.77	10.9	7.4	10.2	15.6	7.57
PCB-061/074	PCB-61/74	ng/g	230	14	47.4 J	1430 J	80.3 J	33.3	61.4 J	55 J	43.2 J	42.9 J	23.8	54.8 J	49.2 J	48.5 J	142 J	49 J
PCB-062	54230-22-7	ng/g	230	14	< 0.0481 U	< 0.0479 U	< 0.0461 U	< 0.0482 U	< 0.0482 UJ	< 0.0482 UJ	< 0.0482 U	< 0.0482 U	< 0.0461 U	< 0.0483 U	< 0.0481 U	< 0.0482 U	< 0.0477 U	< 0.0474 U
PCB-063	74472-34-7	ng/g	230	14	14.6 J	206 J	10.5 J	5.94	12.4 J	11.2 J	8.41	9.85	4.37	11.1	10.1	11.8	12.3	11
PCB-065	33284-54-7	ng/g	230	14	< 0.0671 U	1.58	< 0.0644 U	< 0.0673 U	< 0.0673 UJ	< 0.0674 UJ	< 0.0673 U	< 0.0673 U	< 0.0644 U	< 0.0675 U	< 0.0672 U	< 0.0674 U	< 0.0667 U	< 0.0662 U
PCB-066/080	PCB-66/80	ng/g	230	14	126 J	2310 J	154 J	58.8 J	126 J	104 J	73.5 J	88.1 J	50 J	105 J	91.3 J	82.9 J	373 J	91.8 J
PCB-067	73575-53-8	ng/g	230	14	3.22 J	103 J	5.93 J	2.01	4.11 J	3.64 J	2.66	3.1 J	1.55 J	3.66 J	3.21 J	3.22 J	9.28 J	3.17 J
PCB-068	73575-52-7	ng/g	230	14	13.8 J	36.3 J	< 0.0682 UJ	1.66 J	3.94 J	4.59 J	1.77 J	2.77 J	1.15 J	2.89 J	1.83 J	2.17 J	< 0.0706 UJ	2.49 J
PCB-069	60233-24-1	ng/g	230	14	1.99 J	11.5 J	0.531 J	< 0.0534 U	< 0.0533 UJ	< 0.0534 UJ	< 0.0534 U	< 0.0533 U	< 0.051 U	0.776	0.332	< 0.0534 U	< 0.0529 U	< 0.0525 U
PCB-070	32598-11-1	ng/g	230	14	146 J	2030 J	145 J	48.5 J	110 J	90.5 J	68.1 J	80.2 J	46.6 J	95.1 J	79.7 J	71.5 J	422 J	79 J
PCB-071	41464-46-4	ng/g	230	14	82.5 J	1310 J	78.7 J	36.7	66.6 J	52.1 J	39.6	45.1 J	18	53.1 J	45.9 J	58.4 J	93.5 J	53.3 J
PCB-072	41464-42-0	ng/g	230	14	16.1 J	49.4 J	2.84 J	1.96 J	5.53 J	4.56 J	2.6 J	4.59	1.81	4.28	3.76	4.32	6.01	4.79
PCB-076	70362-48-0	ng/g	230	14	< 0.0787 U	< 0.0783 U	< 0.0755 U	< 0.0789 U	< 0.0788 UJ	< 0.0789 UJ	< 0.0788 U	< 0.0788 U	< 0.0754 U	< 0.079 U	< 0.0787 U	< 0.0789 U	< 0.0781 U	< 0.0775 U
PCB-077	32598-13-3	ng/g	38	14	28.4 J	278 J	17.5 J	9.12 J+	20.5 J	16.1 J	9.84 J+	13.6 J+	8.27 J+	15 J+	13.2 J+	12.2 J+	24.9 J+	13.7 J+
PCB-078	70362-49-1	ng/g	230	14	< 0.0818 U	< 0.0815 U	< 0.0785 U	< 0.0821 U	< 0.082 UJ	< 0.0821 UJ	< 0.082 U	< 0.082 U	< 0.0785 U	< 0.0822 U	< 0.0819 U	< 0.0821 U	< 0.0813 U	< 0.0807 U
PCB-079	41464-48-6	ng/g	230	14	< 0.0459 U	< 0.0457 U	< 0.044 U	< 0.046 U	< 0.046 UJ	< 0.0461 UJ	< 0.046 U	< 0.046 U	< 0.044 U	< 0.0461 U	< 0.0459 U	< 0.0461 U	8.29	< 0.0452 U
PCB-081	70362-50-4	ng/g	12	14	2.98 J	19.7 J	< 0.0698 UJ	0.64 J	1.79 J	< 0.073 UJ	< 0.0729 UJ	1.36 J+	0.727 J+	1.41 J+	1.18 J+	1.07 J+	14.8 J+	1.56 J+
PCB-082	52663-62-4	ng/g	230	14	21 J	227 J	12.8 J	4.48	12.4 J	10 J	5.99	10.3	5.35	11.5	9.07	8.44	52.1 J	10.1
PCB-083/109	PCB-83/109	ng/g	230	14	17.7 J	106 J	6.07 J	2.73	7.92 J	6.41 J	3.74	6.89	3.06	6.71	5.42	5.46	28.6	6.93
PCB-084	52663-60-2	ng/g	230	14	51.4 J	467 J	27.8 J	9.87	29.8 J	24.4 J	14.1	24.9	11.3	25.5	19.7	21.2	144 J	25.1
PCB-085/120	PCB-85/120	ng/g	230	14	55.8 J	342 J	23.8 J	10.3	28 J	< 0.114 UJ	12.2	22.9	11.9	23.2	19	17.1	95.4 J	22.2
PCB-086/097	PCB-86/97	ng/g	230	14	55.3 J	456 J	29.8 J	10.5	31 J	26.6 J	14	26.8 J	12.5 J	25.4 J	20.7 J	19.5 J	177 J	25.4 J
PCB-087/115/116	PCB-87/115/116	ng/g	230	14	93.3 J	670 J	37.2 J	16.9	49 J	40.2 J	21.1	39.3	19	40.2 J	31.8	30.6	264 J	39.7 J
PCB-088/121	PCB-88/121	ng/g	230	14	< 0.159 UJ	8.51 J	0.503 J	< 0.159 UJ	0.596 J	< 0.159 UJ	< 0.159 UJ	< 0.159 U	0.194	< 0.159 U	< 0.159 U	< 0.159 U	< 0.157 U	0.505
PCB-089/090/101	PCB-89/90/101	ng/g	230	14	204 J	1140 J	71.3 J	31.4	96.7 J	85 J	42.5 J	84 J	37.1	78.2 J	63.8 J	58.3 J	638 J	83.7 J
PCB-091	68194-05-8	ng/g	230	14	70.9 J	385 J	22.4 J	11	32 J	27 J	14.7	26.9	11.6	25.5	20.5	22	81.4 J	26.7
PCB-092	52663-61-3	ng/g	230	14	67.6 J	276 J	15.4 J	8.6	26.4 J	23.6 J	12	23.3 J	9.88 J	21.4 J	17.6 J	17.6 J	103 J	23.4 J
PCB-093/095	PCB-93/95	ng/g	230	14	182 J	1100 J	65.3 J	26.7	86.5 J	69.7 J	38.5	74.3 J	32.3	72.4 J	55.7 J	58.1 J	483 J	72.2 J
PCB-094	73575-55-0	ng/g	230	14	7.46 J	26.9 J	1.39 J	0.966	2.68 J	2.68 J	1.41	2.31 J	0.984 J	2.28 J	1.95 J	1.93 J	3.48 J	2.38 J
PCB-096	73575-54-9	ng/g	230	14	3.88 J	32.5 J	2.34 J	0.98	2.11 J	1.79 J	1.11	1.75 J	0.787 J	1.94 J	1.37 J	1.64 J	3.72 J	1.74 J
PCB-098/102	PCB-98/102	ng/g	230	14	20.8 J	137 J	7.72 J	3.38 J	8.54 J	7.39 J	4.36 J	7.82	3.38	7.91	6.15	6.75	18.6	8.08
PCB-099	38380-01-7	ng/g	230	14	133 J	754 J	45.6 J	19.7	61.2 J	52.3 J	26.1	52 J	24.2 J	48.8 J	40.5 J	37.1 J	263 J	50.3 J
PCB-100	39485-83-1	ng/g	230	14	6.48 J	14.4 J	0.878 J	1.17 J	2.55 J	2.96 J	1.42 J	2.19	0.865	2.07	1.73	1.72	2.98	2.44
PCB-103	60145-21-3	ng/g	230	14	5.46 J	21.7 J	1.19 J	0.924	2.44 J	2.32 J	1.2	2.1	0.802	2.16	1.71	1.85	4.86	2.46
PCB-104	56558-16-8	ng/g	230	14	0.328	0.703	< 0.0431 U	< 0.045 U	< 0.045 UJ	0.214 J	< 0.045 U	< 0.045 U	< 0.043 U	< 0.0451 U	< 0.0449 U	< 0.0451 U	< 0.0446 U	< 0.0443 U

Table 28
Phase 2 Reach Sediment Analytical Results
Phase 2 Data Evaluation Summary Memorandum
Lower Neponset River
Boston and Milton, Massachusetts

					Location	24A-0110	24A-0110	24A-0110	24A-0111	24A-0112	24A-0113	24A-0114	24A-0115	24A-0116	24A-0117	24A-0118	24A-0119	24A-0120	24A-0121
					Sample Name	24A-0110-AS	24A-0110-BS	24A-0110-CS	24A-0111-AS	24A-0112-AS	24A-0113-AS	24A-0114-AS	24A-0115-AS	24A-0116-AS	24A-0117-AS	24A-0118-AS	24A-0119-AS	24A-0120-AS	24A-0121-AS
					Sample Date	9/26/2024	9/26/2024	9/26/2024	10/23/2024	10/23/2024	10/22/2024	10/22/2024	10/22/2024	10/22/2024	10/22/2024	10/22/2024	10/22/2024	10/22/2024	10/22/2024
					Sample Type	N	N	N	N	N	N	N	N	N	N	N	N	N	N
					Depth Interval	0 - 0.5 ft	0.5 - 1.4 ft	1.4 - 2.4 ft	0 - 0.5 ft	0 - 0.5 ft	0 - 0.5 ft	0 - 0.5 ft	0 - 0.5 ft	0 - 0.5 ft	0 - 0.5 ft	0 - 0.5 ft	0 - 0.5 ft	0 - 0.5 ft	0 - 0.5 ft
Analyte	Cas No.	Units	Human Health PAL	Ecological PAL															
PCB-105/127	PCB-105/127	ng/g	120	14	53.6 J	545 J	25.9 J	< 0.0707 UJ	< 0.0707 UJ	< 0.0708 UJ	< 0.0707 UJ	< 0.0706 UJ	16.6 J	< 0.0709 UJ	< 0.0706 UJ	< 0.0708 UJ	119 J	27.7 J
PCB-106/118	PCB-106/118	ng/g	120	14	175 J	1110 J	65.5 J	31.9	96.9 J	82.9 J	38.9	76 J	38	71.4 J	60.6 J	52.3 J	534 J	73.8 J
PCB-107/108	PCB-107/108	ng/g	230	14	17.5 J	102 J	5.96 J	3.14	8.74 J	8.33 J	3.69	7.44	3.53	6.75	5.79	5.23	38.3	6.65
PCB-110	38380-03-9	ng/g	230	14	328 JEB	1730 JEB	103 JEB	52.2 J	155 J	128 J	63.9 J	127 J	57.4 J	118 J	94.4 J	93.8 J	657 J	121 J
PCB-111/117	PCB-111/117	ng/g	230	14	< 0.286 U	< 0.285 U	< 0.274 U	< 0.287 U	< 0.287 UJ	< 0.287 UJ	< 0.287 U	< 0.287 U	15.3	< 0.287 U	< 0.286 U	< 0.287 U	< 0.284 U	< 0.282 U
PCB-112	74472-36-9	ng/g	230	14	1.62 J	8.87 J	0.619 J	0.313	0.78 J	0.805 J	0.709	0.712	0.209	0.647	0.442	0.673	< 0.0574 U	0.459
PCB-113	68194-10-5	ng/g	230	14	2.61 J	9.51 J	< 0.0459 UJ	< 0.048 U	< 0.048 UJ	0.803 J	< 0.048 U	< 0.048 U	0.336	0.792	0.521	0.688	0.656	0.715
PCB-114	74472-37-0	ng/g	120	14	3.87 J	43 J	2.18 J	1.06	2.79 J	2.13 J	1.38	1.83	1.25	2.18	2.08	1.62	< 0.074 U	1.9
PCB-119	56558-17-9	ng/g	230	14	15.6 J	60.7 J	3.23 J	2.19	6.73 J	6.15 J	2.79	5.64 J	2.48 J	4.99 J	4.03 J	4.2 J	17 J	5.71 J
PCB-122	76842-07-4	ng/g	230	14	2.32 J	18.4 J	1.05 J	0.692 J	1.78 J	1.41 J	0.915 J	1.01 J	0.598 J	1.05 J	0.918 J	0.709 J	8.33 J	1.26 J
PCB-123	65510-44-3	ng/g	120	14	7.18 J	34.9 J	1.95 J	1.23 J+	3.47 J	3.34 J	1.62 J+	2.93 J+	1.58 J+	2.77 J+	2.11 J+	1.74 J+	16.1 J+	2.82 J+
PCB-124	70424-70-3	ng/g	230	14	6.64 J	37.9 J	2.26 J	1.04 J	3.27 J	2.8 J	1.54 J	2.85	1.46	2.49	2.16	2.03	17.9	2.37
PCB-125	74472-39-2	ng/g	230	14	1.08 J	10.6 J	0.778 J	< 0.0438 UJ	0.718 J	0.593 J	< 0.0438 UJ	< 0.0438 U	0.224	< 0.0439 U	0.437	0.535	< 0.0434 U	0.604
PCB-126	57465-28-8	ng/g	0.036	14	2.38 J+	8.04 J+	< 0.0492 U	< 0.0514 U	1.19 J	< 0.0514 UJ	< 0.0514 U	< 0.0513 U	< 0.0491 U	< 0.0515 U	< 0.0513 U	< 0.0514 U	< 0.0509 U	< 0.0505 U
PCB-128	38380-07-3	ng/g	230	14	37 J	105 J	6.59 J	4.35 J	17.6 J	14.9 J	6.24 J	15.2	6.54	12.3	10.6	9.06	103 J	14.9
PCB-129	55215-18-4	ng/g	230	14	6.99 J	26.8 J	1.3 J	1.11 J	3.9 J	3.38 J	1.34 J	3.12 J	1.51 J	2.64 J	2.34 J	2.06 J	27 J	3.35 J
PCB-130	52663-66-8	ng/g	230	14	13.6 J	38.1 J	1.86 J	1.66 J	5.71 J	6.03 J	2.12 J	5 J	2.34 J	4.31 J	3.58 J	3.59 J	31.7 J	5.16 J
PCB-131/142	PCB-131/142	ng/g	230	14	2.48 J	8.06 J	0.569 J	0.332 J	1.01 J	1.2 J	0.526 J	1.15 J	0.386 J	0.905 J	0.744 J	0.623 J	9.08 J	1.06 J
PCB-132/168	PCB-132/168	ng/g	230	14	58.3 J	188 J	10.2 J	7.17 J	28 J	24.1 J	10.5 J	22.8	9.11	19.2	15.8	13.7	676 J	24.6
PCB-133	35694-04-3	ng/g	230	14	4.52 J	8.19 J	0.482 J	0.542 J	1.65 J	1.84 J	0.742 J	1.51	0.61	1.25	1.06	1.06	7.44	1.49
PCB-134	52704-70-8	ng/g	230	14	10.3 J	29.1 J	1.65 J	1.14 J	4.51 J	4.05 J	1.76 J	4.02	1.63	2.82	2.78	2.54	28.4	4.34
PCB-135/144	PCB-135/144	ng/g	230	14	27.5 J	78.6 J	4.19 J	3.47 J	11.9 J	10.4 J	4.58 J	10.5 J	4.27 J	8.65 J	7.21 J	6.62 J	73 J	10 J
PCB-136	38411-22-2	ng/g	230	14	19.3 J	61.5 J	3.55 J	2.32 J	9.06 J	8.03 J	3.52 J	7.64 J	3.05 J	6.66 J	5.54 J	5.01 J	62 J	7.77 J
PCB-137	35694-06-5	ng/g	230	14	11.7 J	34.7 J	2.15 J	1.61 J	4.96 J	5.13 J	1.9 J	4.75	1.97	4.07	3.02	2.89	38.4	5.21
PCB-138/163/164	PCB-138/163/164	ng/g	230	14	208 J	520 J	30.2 J	24 J	92.6 J	81.7 J	32.1 J	80.9 J	33.3 J	65.2 J	54.3 J	47.6 J	595 J	77.6 J
PCB-139/149	PCB-139/149	ng/g	230	14	125 J	345 J	19.4 J	13.7 J	53.3 J	48.8 J	20.2 J	47.8 J	18.9 J	39.6 J	33 J	29.1 J	343 J	47 J
PCB-140	59291-64-4	ng/g	230	14	1.39 J	3.14 J	0.222 J	< 0.0637 U	0.699 J	0.568 J	< 0.0637 U	0.595	0.253	0.357	0.468	0.298	2.51	0.646
PCB-141	52712-04-6	ng/g	230	14	26.1 J	82 J	4.47 J	2.98 J	11.4 J	10.6 J	4.33 J	10.1	4.43	8.65	6.91	6.38	85.7 J	10.1
PCB-143	68194-15-0	ng/g	230	14	0.606	2.76	0.183 J	< 0.0641 U	< 0.0641 UJ	< 0.0642 UJ	< 0.0641 U	< 0.0641 U	< 0.0613 U	< 0.0643 U	< 0.064 U	< 0.0642 U	< 0.0635 U	< 0.0631 U
PCB-145	74472-40-5	ng/g	230	14	0.197 J	0.633	< 0.0766 U	< 0.0801 U	< 0.08 UJ	< 0.0801 UJ	< 0.08 U	< 0.08 U	< 0.0766 U	< 0.0802 U	< 0.0799 U	< 0.0801 U	< 0.0793 U	< 0.0787 U
PCB-146	51908-16-8	ng/g	230	14	23.8 J	55.8 J	3.32 J	2.56	9.25 J	8.74 J	3.77	8.76	3.53	7.06	5.8	5.08	< 0.0566 U	8.4
PCB-147	68194-13-8	ng/g	230	14	9.26 J	15.9 J	0.792 J	1.03 J	3.27 J	3.53 J	1.56 J	3.24	1.18	2.22	2.15	2.02	15	3.57
PCB-148	74472-41-6	ng/g	230	14	0.726	0.883	< 0.0661 U	< 0.0691 U	< 0.0691 UJ	< 0.0692 UJ	< 0.0691 U	0.278	0.113 J	< 0.0693 U	0.192 J	0.15 J	0.517	< 0.0679 U
PCB-150	68194-08-1	ng/g	230	14	0.588	0.998	< 0.0759 U	< 0.0793 U	0.222 J	0.263 J	< 0.0792 U	0.255	0.0842 J	0.199 J	0.198 J	0.187 J	0.848	0.261
PCB-151	52663-63-5	ng/g	230	14	31.4 J	82.5 J	4.74 J	3.69 J	12.7 J	11.4 J	5.02 J	11.3 J	4.37 J	9.62 J	7.84 J	7.18 J	71.2 J	10.9 J
PCB-152	68194-09-2	ng/g	230	14	0.841 J	1.65 J	< 0.0839 UJ	< 0.0876 UJ	0.269 J	0.323 J	< 0.0876 UJ	0.271	0.109 J	0.213	0.166 J	0.217	0.76	0.326
PCB-153	35065-27-1	ng/g	230	14	129 J	322 J	18.9 J	14 J	55.3 J	52.7 J	20.6 J	50.6 J	20.7 J	41.5 J	35 J	29.5 J	< 0.044 UJ	50.2 J
PCB-154	60145-22-4	ng/g	230	14	4.74 J	7.63 J	0.388 J	0.571	1.56 J	1.54 J	0.902	1.39	0.552	1.16	1.08	1.03	5.26	1.48
PCB-155	33979-03-2	ng/g	230	14	< 0.0425 U	< 0.0423 U	< 0.0408 U	< 0.0426 U	< 0.0426 UJ	< 0.0427 UJ	< 0.0426 U	< 0.0426 U	< 0.0408 U	< 0.0427 U	< 0.0425 U	< 0.0427 U	< 0.0422 U	< 0.0419 U
PCB-156	38380-08-4	ng/g	120	14	17.7 J	60.2 J	2.81 J	2.15 J	7.92 J	7.14 J	3.11 J	7.52	3.64	6.01	5.06	4.64	57.4 J	7.43
PCB-157	69782-90-7	ng/g	120	14	5.78 J	16.3 J	0.94 J	0.766 J+	2.37 J	2.78 J	1.1 J+	2.55 J	1.09 J	1.83 J	1.69 J	1.25 J	12.7 J	2.31 J
PCB-158/160	PCB-158/160	ng/g	230	14	17.7 J	57.1 J	3.2 J	2.17 J	7.77 J	7.76 J	3.03 J	7.18	3.07	5.76	5.12	4.27	54.4 J	7.26
PCB-159	39635-35-3	ng/g	230	14	1.28	2.13	< 0.0673 U	< 0.0703 U	0.463 J	< 0.0704 UJ	< 0.0703 U	0.451	0.236	< 0.0705 U	< 0.0702 U	< 0.0704 U	< 0.0696 U	< 0.0691 U
PCB-161	74472-43-8	ng/g	230	14	< 0.0662 U	< 0.0659 U	< 0.0635 U	< 0.0663 U	< 0.0663 UJ	< 0.0664 UJ	< 0.0663 U	< 0.0663 U	< 0.0634 U	< 0.0665 U	< 0.0662 U	< 0.0664 U	47.5 J	< 0.0652 U
PCB-162	39635-34-2	ng/g	230	14	0.886	2.2	< 0.065 U	< 0.0679 U	< 0.0679 UJ	< 0.068 UJ	< 0.0679 U	< 0.0678 U	< 0.0649 U	< 0.0681 U	< 0.0678 U	< 0.068 U	< 0.0673 U	< 0.0668 U
PCB-165	74472-46-1	ng/g	230	14	< 0.0948 U	< 0.0944 U	< 0.0909 U	< 0.095 U	< 0.0949 UJ	< 0.0951 UJ	< 0.095 U	< 0.0949 U	< 0.0908 U	< 0.0952 U	< 0.0948 U	< 0.0951 U	< 0.0941 U	< 0.0934 U
PCB-166	41411-63-6	ng/g	230	14	1	3.25	< 0.0814 U	< 0.085 UJ	0.494 J	< 0.0851 UJ	< 0.085 UJ	0.592	0.182 J	< 0.0852 U	< 0.0849 U	< 0.0851 U	2.5	< 0.0836 U
PCB-167	52663-72-6	ng/g	120	14	7.91 J	22.1 J	1.09 J	1.1 J	3.9 J	3.91 J	1.33 J	3.32 J	1.47 J	2.95 J	2.3 J	2.02 J	23.8 J	3.44 J
PCB-169	32774-16-6	ng/g	0.12	14	< 0.0513 U	< 0.051 U	< 0.0492 U	< 0.0514 U	< 0.0514 UJ	< 0.0514 UJ	< 0.0514 U	< 0.0513 U	< 0.0491 U	< 0.0515 U	< 0.0513 U	< 0.0514 U	< 0.0509 U	< 0.0505 U
PCB-170/190	PCB-170/190	ng/g	230	14	37.2 J	98.3 J	5.81 J	4.71	15 J	14.6 J	5.88	13.4 J	6.65 J	12.6 J	10.1 J	8.11 J	75.4 J	14 J
PCB-171	52663-71-5	ng/g	230	14	9.79 J	24.6 J	1.52 J	1.23 J	4 J	3.59 J	1.62 J	3.69	1.66	3.24	2.68	2.09	20.6	3.68
PCB-172/192	PCB-172/192	ng/g	230	14	4.91 J	12.3 J	0.764 J	< 0.147 U	< 0.147 UJ	< 0.148 UJ	< 0.147 U	1.83	0.826	1.54	1.14	< 0.148 U	9.52	1.59
PCB-173	68194-16-1	ng/g	230	14	0.915 J	2.09 J	< 0.086 UJ	< 0.0898 UJ	0.404 J	0.386 J	< 0.0898 UJ	0.328	0.169 J	0.228	0.241	< 0.0899 U	1.72	0.502
PCB-174	38411-25-5	ng/g	230	14	31.2 J	82.3 J	4.78 J	3.89 J	12.9 J	11.2 J	5.14 J	11.2 J	5.15 J	11.1 J	8.2 J	7.1 J	< 0.104 UJ	11.4 J
PCB-175	40186-70-7	ng/g	230	14	1.1 J	3.06 J	0.261 J	< 0.0641 U	0.474 J	0.416 J	< 0.0641 U	0.443	0.189 J	0.499	0.345	0.289	2.79	0.584
PCB-176	52663-65-7	ng/g	230	14	3.4 J	9.06 J	0.66 J	0.45 J	1.4 J	1.25 J	0.614 J	1.31 J	0.577 J	1.2 J	0.962 J	0.885 J	7.22 J	1.41 J
PCB-177	52663-70-4	ng/g	230	14	20.3 J	48.4 J	2.94 J	2.25	7.8 J	7.68 J	3.25	6.98 J	3.23 J	6.45 J	4.96 J	4.27 J	36 J	6.97 J
PCB-178	52663-67-9	ng/g	230	14	7.86 J	16.5 J	1.03 J	0.936 J	2.84 J	2.87 J	1.29 J	2.55 J	1.15 J	2.36 J	1.9 J	1.6 J	11.6 J	2.74 J
PCB-179	52663-64-6	ng/g	230	14	11.6 J	28.6 J	1.84 J	1.35	4.51 J	4.2 J	1.77	4.12	1.77	4.04	2.98	2.62	21.4	3.98
PCB-180	35065-29-3	ng/g	230	14	64.1 J	171 J	10.2 J	8.7 J	26.1 J	24.8 J	11.1 J	23 J	11.5 J	22.1 J	17 J	14.1 J	127 J	23.5 J
PCB-181	74472-47-2	ng/g	230	14	< 0.0942 U	< 0.0938 U	< 0.0904 U	< 0.0944 U	< 0.0943 UJ	< 0.0945 UJ	< 0.0944 U	< 0.0943 U	< 0.0903 U	< 0.0946 U	< 0.0942 U	< 0.0945 U	53 J	< 0.0928 U
PCB-182/187	PCB-182/187	ng/g	230	14	38.1 J	90.7 J	5.43 J	4.52 J	14.8 J	14 J	6.47 J	13.2 J	6.12 J	12.7 J	9.56 J	8.26 J	67 J	13.6 J
PCB-183	52663-69-1	ng/g	230	14	14.7 J	39.7 J	2.55 J	2.02 J	6.34 J	5.7 J	2.66 J	5.62 J	2.62 J	5.33 J	4.03 J	3.5 J	33.1 J	5.49 J
PCB-184	74472-48-3	ng/g	230	14	< 0.0495 U	< 0.0493 U	< 0.0475 U	< 0.0496 U	< 0.0496 UJ	< 0.0496 UJ	< 0.0496 U	< 0.0495 U	< 0.0474 U	< 0.0497 U	< 0.0495 U	< 0.0496 U	< 0.0491 U	< 0.0488 U
PCB-185	52712-05-7	ng/g	230	14	3.59 J	9.82 J	0.542 J	0.594	1.4 J	1.36 J	0.578	1.23 J	0.568 J	1.3 J	0.93 J	0.822 J	7.38 J	1.39 J
PCB-186	74472-49-4	ng/g	230	14	< 0.0743 U	< 0.074 U	< 0.0713 U	< 0.0745 U	< 0.0744 UJ	< 0.0746 UJ	< 0.0745 U	< 0.0744 U	< 0.0712 U	< 0.0746 U	< 0.0743 U	< 0.0746 U	< 0.0738 U	< 0.0732 U
PCB-188	74487-85-7	ng/g	230	14	0.139 J	< 0.0538 U	< 0.0518 U	< 0.0542 U	< 0.0541 UJ	< 0.0542 UJ	< 0.0541 U	< 0.0541 U	< 0.0518 U	< 0.0543 U	< 0.0541 U	< 0.0542 U	0.173 J	< 0.0533 U
PCB-189	39635-31-9	ng/g	130	14	1.72 J	4.58 J	< 0.0534 UJ	< 0.0558 U	0.767 J	0.649 J	< 0.0557 U	0.892	0.293	0.549	0.594	0.583	2.85	0.575
PCB-191	74472-50-7	ng/g	230	14	1.24 J	3.07 J	0.237 J	0.246 J	0.531 J	0.62 J	0.304 J	0.488	0.203	0.403	0.364	0.35	5.3	0.459
PCB-193	69782-91-8	ng/g	230	14	3.43 J	8.22 J	0.547 J	0.392 J	1.3 J	1.27 J	0.541 J	1.03 J	0.565 J	1.12 J	0.837 J	0.762 J	88.9 J	0.999 J

Table 28
Phase 2 Reach Sediment Analytical Results
Phase 2 Data Evaluation Summary Memorandum
Lower Neponset River
Boston and Milton, Massachusetts

					Location	24A-0110	24A-0110	24A-0110	24A-0111	24A-0112	24A-0113	24A-0114	24A-0115	24A-0116	24A-0117	24A-0118	24A-0119	24A-0120	24A-0121
					Sample Name	24A-0110-AS	24A-0110-BS	24A-0110-CS	24A-0111-AS	24A-0112-AS	24A-0113-AS	24A-0114-AS	24A-0115-AS	24A-0116-AS	24A-0117-AS	24A-0118-AS	24A-0119-AS	24A-0120-AS	24A-0121-AS
					Sample Date	9/26/2024	9/26/2024	9/26/2024	10/23/2024	10/23/2024	10/22/2024	10/22/2024	10/22/2024	10/22/2024	10/22/2024	10/22/2024	10/22/2024	10/22/2024	10/22/2024
					Sample Type	N	N	N	N	N	N	N	N	N	N	N	N	N	N
					Depth Interval	0 - 0.5 ft	0.5 - 1.4 ft	1.4 - 2.4 ft	0 - 0.5 ft	0 - 0.5 ft	0 - 0.5 ft	0 - 0.5 ft	0 - 0.5 ft	0 - 0.5 ft	0 - 0.5 ft	0 - 0.5 ft	0 - 0.5 ft	0 - 0.5 ft	0 - 0.5 ft
Analyte	Cas No.	Units	Human Health PAL	Ecological PAL															
PCB-194	35694-08-7	ng/g	230	14		19.7 J	54.4 J	3.51 J	3.56 J	8.27 J	8.21 J	3.54 J	7.63	5.28	7.81	5.78	4.91	30.3	8.4
PCB-195	52663-78-2	ng/g	230	14		7.1 J	18.8 J	1.29 J	1.18	2.62 J	2.76 J	0.994	3.09	1.68	4.18	2.01	1.59	11.3	3.33
PCB-196/203	PCB-196/203	ng/g	230	14		21.1 J	55.1 J	3.57 J	3.04	8.81 J	8.31 J	3.7	8.12	4.26	7.61	5.93	5.55	37.4	8.72
PCB-197	33091-17-7	ng/g	230	14		0.683	1.67	< 0.0568 U	< 0.0593 UJ	0.283 J	< 0.0594 UJ	< 0.0593 UJ	< 0.0593 U	< 0.0567 U	0.231	0.182 J	< 0.0594 U	1.17	0.527
PCB-198	68194-17-2	ng/g	230	14		1.54	2.74	< 0.0965 U	< 0.101 U	0.558 J	< 0.101 UJ	< 0.101 U	< 0.101 U	0.245	0.587	0.332	< 0.101 U	2.47	< 0.0991 U
PCB-199	52663-75-9	ng/g	230	14		18.6 J	46.4 J	2.84 J	2.45 J	7.75 J	7.03 J	3.01 J	6.95	3.55	6.68	5.13	4.29	31.9	7.84
PCB-200	52663-73-7	ng/g	230	14		2.13	5.57	0.833	< 0.086 UJ	0.881 J	0.854 J	0.373 J	0.871	0.377	0.877	0.708	0.575	3.47	0.981
PCB-201	40186-71-8	ng/g	230	14		1.91 J	5.41 J	0.419 J	0.393	0.877 J	0.777 J	0.445	0.799	0.355	0.753	0.578	0.6	< 0.0511 U	0.951
PCB-202	2136-99-4	ng/g	230	14		3.21 J	7.64 J	0.489 J	0.415 J	1.48 J	1.33 J	0.615 J	1.23 J	0.568 J	1.19 J	1.01 J	0.911 J	6.23 J	1.26 J
PCB-204	74472-52-9	ng/g	230	14		< 0.0995 U	< 0.0991 U	< 0.0955 U	< 0.0998 U	< 0.0997 UJ	< 0.0999 UJ	< 0.0997 U	< 0.0997 U	< 0.0954 U	< 0.1 U	< 0.0996 U	< 0.0999 U	4.11	< 0.0981 U
PCB-205	74472-53-0	ng/g	230	14		1.16	2.76	< 0.0528 U	< 0.0552 U	0.415 J	< 0.0552 UJ	< 0.0551 U	0.529	< 0.0527 U	0.542	0.431	< 0.0552 U	1.28	< 0.0542 U
PCB-206	40186-72-9	ng/g	230	14		10 J	20.7 J	2.2 J	1.53	5.34 J	4.72 J	1.95	4.32	2.09	4.01	3.18	3.8	21.7	5.06
PCB-207	52663-79-3	ng/g	230	14		1.01 J	2.14 J	< 0.0669 UJ	< 0.0699 U	0.497 J	0.606 J	< 0.0699 U	0.482	0.205	0.482	0.46	0.35	2.38	0.631
PCB-208	52663-77-1	ng/g	230	14		3.18 J	5.56 J	0.993 J	0.388	1.59 J	1.62 J	0.906	1.35	0.626	1.23	1.08	1.39	7.02	1.68
PCB-209	2051-24-3	ng/g	230	14		7.08 J	9.51 J	1.85 J	0.894	3.9 J	3.38 J	1.52	3.12 J	1.03 J	2.72 J	2.55 J	3.3 J	13.9 J	3.75 J
Total Decachlorobiphenyls	RA_Total_DECPCB	ng/g	230	14		7.08	9.51	1.85	0.894	3.9	3.38	1.52	3.12	1.03	2.72	2.55	3.3	13.9	3.75
Total Dichlorobiphenyls	RA_Total_DIPCB	ng/g	230	14		591.51	1783.11	102.11	787.54	430.31	374.34	332.64	286.02	102.642	288.92	282.21	308	120.17	359.8
Total Heptachlorobiphenyls	RA_Total_HEPPCB	ng/g	230	14		255.294	652.3	39.111	31.288	100.566	94.591	41.217	91.311	43.24	86.759	66.823	55.341	570.953	92.869
Total Hexachlorobiphenyls	RA_Total_HEXPCB	ng/g	230	14		805.594	2182.22	123.196	92.421	351.787	320.814	130.28	312.792	128.625	255.134	213.948	188.075	2374.12	308.803
Total Monochlorobiphenyls	RA_Total_MONPCB	ng/g	230	14		113.98	23.8	0.826	81.31	60.695	72.206	29.79	47.949	18.376	41.565	42.768	41.152	5.49	52.84
Total Nonachlorobiphenyls	RA_Total_NONPCB	ng/g	230	14		14.19	28.4	3.193	1.918	7.427	6.946	2.856	6.152	2.921	5.722	4.72	5.54	31.1	7.371
Total Octachlorobiphenyls	RA_Total_OCTPCB	ng/g	230	14		77.133	200.49	12.951	11.038	31.944	29.271	12.677	29.219	16.315	30.46	22.091	18.426	129.63	32.009
Total Pentachlorobiphenyls	RA_Total_PENPCB	ng/g	230	14		1613.81	9883.63	583.918	253.365	761.204	619.825	329.874	633.172	324.169	606.239	490.188	472.815	3771.43	648.323
Total Tetrachlorobiphenyls	RA_Total_TETPCB	ng/g	230	14		2313.85	33083.8	1979.38	749.058	1618.23	1326.51	899.323	1223.95	577.465	1356.75	1102.68	1312.53	3023.35	1302.49
Total Trichlorobiphenyls	RA_Total_TRICPB	ng/g	230	14		774.98	26028.7	1438.12	826.163	1035.48	951.43	837.012	689.82	223.731	838.91	737.01	1064.45	1454.41	897.095
Total PCB Congeners	RA_Tot_PCB_Cong	ng/g	120	14		6567.42	73876	4284.66	2835	4401.55	3799.31	2617.19	3323.5	1438.51	3513.18	2964.98	3469.63	11494.5	3705.35
Total PCB TEQ (Bird)	RA-TEQ-B-PCB	ng/g				1.9660131	16.7521658	0.8788684	0.5207399	1.32535837	0.80711299	0.4929775	0.81802142	0.48887143	0.89277869	0.77953904	0.71831743	2.7496775	0.84574035
Total PCB TEQ (Fish)	RA-TEQ-F-PCB	ng/g				0.0175938	0.0870304	0.00225185	0.00142303	0.009485585	0.002124245	0.0012212	0.00251521	0.001510115	0.002643445	0.00228217	0.002075765	0.01371925	0.002749875
Total PCB TEQ (Mammal)	RA-TEQ-M-PCB	ng/g				0.2499168	0.8927924	0.0047611	0.00225018	0.12513051	0.00469547	0.0024072	0.00461926	0.00296279	0.00455367	0.00390702	0.00346559	0.0299055	0.00543725
TAL Metals and Mercury																			
Aluminum	7429-90-5	mg/kg	7700	25000		8300	10000	5800	2900	6000	8200 J	16000	6600	3500	6800	5800	3800	14000	7600
Calcium	7440-70-2	mg/kg				1700	1500	1000	1400	3200	3900 J	2600	3200	870	3000	2600	2800	3500	3800
Iron	7439-89-6	mg/kg	5500	20000		22000	16000	10000	7100	14000	29000 J	9700	12000	7800	16000	14000	10000	9100	28000
Magnesium	7439-95-4	mg/kg				2200	2100	790	1200	1700	2300 J	1400	1900	1300	2000	1800	1300 J	2000	2300
Potassium	7440-09-7	mg/kg				< 920 U	330 J	< 710 U	< 720 U	350 J	470 J	< 940 U	< 1500 U	< 770 U	450 J	400 J	< 1400 U	470 J	490 J
Sodium	7440-23-5	mg/kg				460 J	210 J	120 J	120 J	330 J	470 J	250 J	380 J	130 J	400 J	230 J	300 J	380 J	510 J
Antimony	7440-36-0	mg/kg	3.1	2		2.3 J+	1.9 J+	< 1.5 U	0.33 J	1.6	2.0 J	0.64 J	2.4 J	0.83 J	2.2 J	1.9 J	1.7 J	3.5	2.7 J
Arsenic	7440-38-2	mg/kg	0.68	9.8		9.3	7.2	2.1	2.4	6.9	9.5 J	3.2	8.9	2.6	7.1	6.4	5.1	11	11
Barium	7440-39-3	mg/kg	1500	20		160	100	36	61	150	220 J	43	120	43	150	120	120	73	160
Beryllium	7440-41-7	mg/kg	16			0.92 J-	0.73 J-	0.72 J-	0.20 J-	0.63 J-	0.82 J	0.23 J-	0.67 J-	0.30 J-	0.71 J-	0.51 J-	0.43 J-	0.70 J-	0.72 J-
Cadmium	7440-43-9	mg/kg	0.71	1		1.8	1.6	0.50 J	0.42 J	1.7	1.8 J	0.73 J	1.6	0.30 J	1.9	1.2	1.6	2.9	1.3 J
Chromium, Total	7440-47-3	mg/kg	0.95	43.4		110 EB	200 EB	34 EB	24	74	81 J	31	74	37	71	60	45	100	220
Cobalt	7440-48-4	mg/kg	2.3	50		10	5.8	3.1	4.8	11	17 J	6.0	9.5	2.8	13	8.6	7.9	6.8	19
Copper	7440-50-8	mg/kg	310	31.6		110	160	27	19	77	93 J	33	82	29	81	65	50	240	130
Lead	7439-92-1	mg/kg	200	35.8		400	390	57	70 EB	190 EB	220 JEB	77 EB	210 EB	96 EB	200 EB	170 EB	120 EB	450 EB	230 EB
Manganese	7439-96-5	mg/kg	180	460		930 EB	240 EB	210 EB	540 EB	870 EB	2300 JEB	160 EB	540 EB	130 EB	740 EB	460 EB	660 EB	340 EB	1800 EB
Nickel	7440-02-0	mg/kg	140	22.7		15	15	3.7	6.0	15	18 J	8.1	15	7.2	17	12	10	19	24
Selenium	7782-49-2	mg/kg	39	11		1.8 J	< 4.1 U	< 3.8 U	< 3.7 U	1.0 J+	1.5 J	< 4.9 U	< 6.9 U	< 3.8 U	< 7.9 U	< 5.3 U	< 6.1 U	< 6.7 U	< 7.7 U
Silver	7440-22-4	mg/kg	39	1		0.95 J	1.1	0.16 J	< 0.74 U	0.59 J+	0.68 J	0.65 J+	0.56 J+	0.20 J+	0.57 J+	0.50 J+	0.30 J+	1.4 J+	0.61 J+
Thallium	7440-28-0	mg/kg	0.078			< 0.96 U	< 0.82 U	< 0.75 U	< 0.74 U	< 0.47 U	< 0.48 UJ	< 0.97 U	< 1.4 U	< 0.76 U	< 1.6 U	< 1.1 U	< 1.2 U	< 1.3 U	< 1.5 U
Vanadium	7440-62-2	mg/kg	39			43	46	15	11	31	37 J	14	33	15	36	29	22	68	36
Zinc	7440-66-6	mg/kg	2300	121		200	230	110	110 EB	300 EB	380 JEB	180 EB	270 EB	96 EB	400 EB	210 EB	270 EB	520 EB	320 EB
Mercury	7439-97-6	mg/kg	2.3	0.18		1.2	1.8	0.32	0.14	0.62	0.82 J	0.22	0.78	0.25	0.54	0.47	0.43	2.1	0.79
TCL VOCs																			
1,1,1-Trichloroethane (TCA)	71-55-6	ug/kg	810000	70		< 10 U	< 9.1 U	< 7.7 U	< 6.7 U	< 12 U	< 18 U	< 10 U	< 13 U	< 6.5 U	< 17 U	< 14 U	< 13 U	< 14 U	< 13 U
1,1,2,2-TETRACHLOROETHANE	79-34-5	ug/kg	600	250		< 10 U	< 9.1 U	< 7.7 U	< 6.7 U	< 12 U	< 18 U	< 10 U	< 13 U	< 6.5 U	< 17 U	< 14 U	< 13 U	< 14 U	< 13 U
1,1,2-TRICHLORO-1,2,2-TRIFLUOROETHANE	76-13-1	ug/kg	670000			< 10 U	< 9.1 U	< 7.7 U	< 6.7 U	< 12 U	< 18 U	< 10 U	< 13 U	< 6.5 U	< 17 U	< 14 U	< 13 U	< 14 U	< 13 U
1,1,2-Trichloroethane	79-00-5	ug/kg	150	538		< 10 U	< 9.1 U	< 7.7 U	< 6.7 U	< 12 U	< 18 U	< 10 U	< 13 U	< 6.5 U	< 17 U	< 14 U	< 13 U	< 14 U	< 13 U
1,1-Dichloroethane	75-34-3	ug/kg	3600	20		< 10 U	< 9.1 U	< 7.7 U	< 6.7 U	< 12 U	< 18 U	< 10 U	< 13 U	< 6.5 U	< 17 U	< 14 U	< 13 U	< 14 U	< 13 U
1,1-Dichloroethene	75-35-4	ug/kg	480	100		< 10 U	< 9.1 U	< 7.7 U	< 6.7 UJ	< 12 UJ	< 18 UJ	< 10 UJ	< 13 UJ	< 6.5 UJ	< 17 U	< 14 UJ	< 13 U	< 14 UJ	< 13 UJ
1,2,3-Trichlorobenzene	87-61-6	ug/kg	6300	113		< 10 U	< 9.1 U	< 7.7 UJ	< 6.7 U	< 12 U	< 18 U	< 10 U	< 13 U	< 6.5 U	< 17 U	< 14 U	< 13 U	< 14 U	< 13 U
1,2,3-TRICHLOROPROPANE	96-18-4	ug/kg	5.1			< 10 U	< 9.1 U	< 7.7 U	< 6.7 U	< 12 U	< 18 U	< 10 U	< 13 U	< 6.5 U	< 17 U	< 14 U	< 13 U	< 14 U	< 13 U
1,2,4-TRICHLOROBENZENE	120-82-1	ug/kg	5800	11		< 10 U	< 9.1 U	< 7.7 UJ	< 6.7 U	< 12 U	< 18 U	< 10 U	< 13 U	< 6.5 U	< 17 U	< 14 U	< 13 U	< 14 U	< 13 U
1,2,4-Trimethylbenzene	95-63-6	ug/kg	30000	97		< 10 U	< 9.1 U	< 7.7 U	< 6.7 U	< 12 U	< 18 U	< 10 U	< 13 U	< 6.5 U	< 17 U	< 14 U	< 13 U	< 14 U	< 13 U
1,2-Dibromo-3-Chloropropane	96-12-8	ug/kg	5.3			< 10 U	< 9.1 U	< 7.7 U	< 6.7 U	< 12 U	< 18 U	< 10 U	< 13 U	< 6.5 U	< 17 U	< 14 U	< 13 U	< 14 U	< 13 U
1,2-Dibromoethane (Ethylene Dibromide)	106-93-4	ug/kg	36			< 10 U	< 9.1 U	< 7.7 U	< 6.7 U	< 12 U	< 18 U	< 10 U	< 13 U	< 6.5 U	< 17 U	< 14 U	< 13 U	< 14 U	< 13 U
1,2-Dichlorobenzene	95-50-1	ug/kg	180000	95		< 10 U	< 9.1 U	< 7.7 UJ	< 6.7 U	< 12 U	< 18 U	< 10 U	< 13 U	< 6.5 U	< 17 U	< 14 U	< 13 U	< 14 U	< 13 U
1,2-Dichloroethane	107-06-2	ug/kg	460	986		< 10 U	< 9.1 U	< 7.7 U	< 6.7 U	< 12 U	< 18 U	< 10 U	< 13 U	< 6.5 U	< 17 U	< 14 U	< 13 U	< 14 U	< 13 U
1,2-DICHLOROPROPANE	78-87-5	ug/kg	1600	428		< 10 U	< 9.1 U	< 7.7 U	< 6.7 U	< 12 U	< 18 U	< 10 U	< 13 U	< 6.5 U	< 17 U	< 14 U	< 13 U	< 14 U	< 13 U
1,3,5-Trimethylbenzene (Mesitylene)	108-67-8	ug/kg	27000	164		< 10 U	< 9.1 U	< 7.7 U	< 6.7 U	< 12 U	< 18 U	< 10 U	< 13 U	< 6.5 U	< 17 U	< 14 U	< 13 U	< 14 U	< 13 U

Table 28
Phase 2 Reach Sediment Analytical Results
Phase 2 Data Evaluation Summary Memorandum
Lower Neponset River
Boston and Milton, Massachusetts

					Location	24A-0110	24A-0110	24A-0110	24A-0111	24A-0112	24A-0113	24A-0114	24A-0115	24A-0116	24A-0117	24A-0118	24A-0119	24A-0120	24A-0121
					Sample Name	24A-0110-AS	24A-0110-BS	24A-0110-CS	24A-0111-AS	24A-0112-AS	24A-0113-AS	24A-0114-AS	24A-0115-AS	24A-0116-AS	24A-0117-AS	24A-0118-AS	24A-0119-AS	24A-0120-AS	24A-0121-AS
					Sample Date	9/26/2024	9/26/2024	9/26/2024	10/23/2024	10/23/2024	10/22/2024	10/22/2024	10/22/2024	10/22/2024	10/22/2024	10/22/2024	10/22/2024	10/22/2024	10/22/2024
					Sample Type	N	N	N	N	N	N	N	N	N	N	N	N	N	N
					Depth Interval	0 - 0.5 ft	0.5 - 1.4 ft	1.4 - 2.4 ft	0 - 0.5 ft	0 - 0.5 ft	0 - 0.5 ft	0 - 0.5 ft	0 - 0.5 ft	0 - 0.5 ft	0 - 0.5 ft	0 - 0.5 ft	0 - 0.5 ft	0 - 0.5 ft	0 - 0.5 ft
Analyte	Cas No.	Units	Human Health PAL	Ecological PAL															
1,3-DICHLOROBENZENE	541-73-1	ug/kg	2600	89	< 10 U	< 9.1 U	< 7.7 UJ	< 6.7 U	< 12 U	< 18 U	< 10 U	< 13 U	< 6.5 U	< 17 U	< 14 U	< 13 U	< 14 U	< 13 U
1,4-DICHLOROBENZENE	106-46-7	ug/kg	2600	30	< 10 U	< 9.1 U	< 7.7 UJ	< 6.7 U	< 12 U	< 18 U	< 10 U	< 13 U	< 6.5 U	< 17 U	< 14 U	< 13 U	< 14 U	< 13 U
2-HEXANONE	591-78-6	ug/kg	20000	45	< 21 U	< 18 U	< 15 U	< 13 U	< 24 U	< 36 U	< 20 U	< 25 U	< 13 U	< 35 U	< 28 U	< 26 U	< 27 U	< 27 U
ACETONE	67-64-1	ug/kg	7000000	65	< 21 U	50 EB	< 15 U	< 13 U	< 24 U	< 36 U	110 EB	< 25 U	< 13 U	140 EB	< 28 U	120 EB	21 JEB	< 27 U
Benzene	71-43-2	ug/kg	1200	10	< 10 U	< 9.1 U	< 7.7 U	< 6.7 U	< 12 U	< 18 U	< 10 U	< 13 U	< 6.5 U	< 17 U	< 14 U	< 13 U	< 14 U	< 13 U
BROMOCHLOROMETHANE	74-97-5	ug/kg	15000		< 10 U	< 9.1 U	< 7.7 U	< 6.7 U	< 12 U	< 18 U	< 10 U	< 13 U	< 6.5 U	< 17 U	< 14 U	< 13 U	< 14 U	< 13 U
BROMODICHLOROMETHANE	75-27-4	ug/kg	290	210	< 10 U	< 9.1 U	< 7.7 U	< 6.7 U	< 12 U	< 18 U	< 10 U	< 13 U	< 6.5 U	< 17 U	< 14 U	< 13 U	< 14 U	< 13 U
BROMOFORM	75-25-2	ug/kg	19000	142	< 10 U	< 9.1 U	< 7.7 U	< 6.7 U	< 12 U	< 18 U	< 10 U	< 13 U	< 6.5 U	< 17 U	< 14 U	< 13 U	< 14 U	< 13 U
BROMOMETHANE	74-83-9	ug/kg	680	6.5	< 10 U	< 9.1 U	< 7.7 U	< 6.7 U	< 12 U	< 18 U	< 10 U	< 13 U	< 6.5 U	< 17 U	< 14 U	< 13 U	< 14 U	< 13 U
CARBON DISULFIDE	75-15-0	ug/kg	77000	7.8	< 10 U	< 9.1 U	< 7.7 U	< 6.7 UJ	< 12 U	< 18 U	< 10 U	< 13 U	< 6.5 U	< 17 U	< 14 U	< 13 U	< 14 U	< 13 U
CARBON TETRACHLORIDE	56-23-5	ug/kg	650	57	< 10 U	< 9.1 U	< 7.7 U	< 6.7 U	< 12 U	< 18 U	< 10 U	< 13 U	< 6.5 U	< 17 U	< 14 U	< 13 U	< 14 U	< 13 U
Chlorobenzene	108-90-7	ug/kg	28000	30	< 10 U	< 9.1 U	< 7.7 UJ	< 6.7 UJ	< 12 UJ	< 18 U	< 10 U	< 13 UJ	< 6.5 UJ	< 17 U	< 14 UJ	< 13 U	< 14 U	< 13 U
CHLOROETHANE	75-00-3	ug/kg	540000		< 10 UJ	< 9.1 UJ	< 7.7 U	< 6.7 U	< 12 U	< 18 U	< 10 U	< 13 U	< 6.5 U	< 17 U	< 14 U	< 13 U	< 14 U	< 13 U
Chloroform	67-66-3	ug/kg	320	87	< 10 U	< 9.1 U	< 7.7 U	< 6.7 U	< 12 U	< 18 U	< 10 U	< 13 U	< 6.5 U	< 17 U	< 14 U	< 13 U	< 14 U	< 13 U
CHLOROMETHANE	74-87-3	ug/kg	11000		< 10 U	< 9.1 U	< 7.7 U	< 6.7 U	< 12 U	< 18 U	< 10 U	< 13 U	< 6.5 U	< 17 U	< 14 U	< 13 U	< 14 U	< 13 U
CIS-1,2-DICHLOROETHYLENE	156-59-2	ug/kg	6300	432	< 10 U	< 9.1 U	< 7.7 U	< 6.7 U	< 12 UJ	< 18 UJ	< 10 UJ	< 13 U	< 6.5 U	< 17 U	< 14 UJ	< 13 U	< 14 UJ	< 13 UJ
cis-1,3-Dichloropropene	10061-01-5	ug/kg	1800		< 10 U	< 9.1 U	< 7.7 U	< 6.7 U	< 12 U	< 18 U	< 10 U	< 13 U	< 6.5 U	< 17 U	< 14 U	< 13 U	< 14 U	< 13 U
Cyclohexane	110-82-7	ug/kg	650000		< 10 U	< 9.1 U	< 7.7 U	< 6.7 U	< 12 U	< 18 U	< 10 U	< 13 U	< 6.5 U	< 17 U	< 14 U	< 13 U	< 14 U	< 13 U
DIBROMOCHLOROMETHANE	124-48-1	ug/kg	8300	198	< 10 U	< 9.1 U	< 7.7 U	< 6.7 U	< 12 U	< 18 U	< 10 U	< 13 U	< 6.5 U	< 17 U	< 14 U	< 13 U	< 14 U	< 13 U
Dichlorodifluoromethane	75-71-8	ug/kg	8700		< 10 U	< 9.1 U	< 7.7 U	< 6.7 U	< 12 U	< 18 U	< 10 U	< 13 U	< 6.5 U	< 17 U	< 14 U	< 13 U	< 14 U	< 13 U
Ethylbenzene	100-41-4	ug/kg	5800	290	< 10 U	< 9.1 U	< 7.7 U	< 6.7 U	< 12 U	< 18 U	< 10 U	< 13 U	< 6.5 U	< 17 U	< 14 U	< 13 U	< 14 U	< 13 U
Isopropylbenzene (Cumene)	98-82-8	ug/kg	190000	35	< 10 U	< 9.1 U	< 7.7 U	< 6.7 U	< 12 U	< 18 U	< 10 U	< 13 U	< 6.5 U	< 17 U	< 14 U	< 13 U	< 14 U	< 13 U
m,p-Xylene	179601-23-1	ug/kg	55000		< 10 U	< 9.1 U	< 7.7 U	< 6.7 U	< 12 U	< 18 U	< 10 U	< 13 U	< 6.5 U	< 17 U	< 14 U	< 13 U	< 14 U	< 13 U
METHYL ACETATE	79-20-9	ug/kg	7800000		< 10 U	< 9.1 U	< 7.7 U	< 6.7 U	< 12 U	< 18 U	< 10 U	< 13 U	< 6.5 U	< 17 U	< 14 U	< 13 U	< 14 U	< 13 U
Methyl Ethyl Ketone (2-Butanone)	78-93-3	ug/kg	2700000	7604	< 21 U	14 J	< 15 U	< 13 U	< 24 U	< 36 U	38	< 25 U	< 13 U	51	< 28 U	47	< 27 U	< 27 U
METHYL ISOBUTYL KETONE (4-METHYL-2-PENTANONE)	108-10-1	ug/kg	3300000	73	< 21 U	< 18 U	< 15 U	< 13 U	< 24 U	< 36 U	< 20 U	< 25 U	< 13 U	< 35 U	< 28 U	< 26 U	< 27 U	< 27 U
Methylcyclohexane	108-87-2	ug/kg	9800		< 10 U	< 9.1 U	< 7.7 U	< 6.7 U	< 12 U	< 18 U	< 10 U	< 13 U	< 6.5 U	< 17 U	< 14 U	< 13 U	< 14 U	< 13 U
Methylene Chloride	75-09-2	ug/kg	35000	18	< 10 U	< 9.1 U	< 7.7 U	< 6.7 U	< 12 U	< 18 U	< 10 U	< 13 U	< 6.5 U	< 17 U	< 14 U	< 13 U	< 14 U	< 13 U
o-Xylene (1,2-Dimethylbenzene)	95-47-6	ug/kg	64000		< 10 U	< 9.1 U	< 7.7 U	< 6.7 U	< 12 U	< 18 U	< 10 U	< 13 U	< 6.5 U	< 17 U	< 14 U	< 13 U	< 14 U	< 13 U
Styrene	100-42-5	ug/kg	600000	126	< 10 U	< 9.1 U	< 7.7 U	< 6.7 U	< 12 U	< 18 U	< 10 U	< 13 U	< 6.5 U	< 17 U	< 14 U	< 13 U	< 14 U	< 13 U
TERT-BUTYL METHYL ETHER	1634-04-4	ug/kg	47000	304	< 10 U	< 9.1 U	< 7.7 U	< 6.7 U	< 12 U	< 18 U	< 10 U	< 13 U	< 6.5 U	< 17 U	< 14 U	< 13 U	< 14 U	< 13 U
Tetrachloroethylene (PCE)	127-18-4	ug/kg	8100	2	< 10 U	< 9.1 U	< 7.7 U	< 6.7 U	< 12 U	< 18 U	< 10 U	< 13 U	< 6.5 U	< 17 U	< 14 U	< 13 U	< 14 U	< 13 U
Toluene	108-88-3	ug/kg	490000	10	< 10 U	< 9.1 U	< 7.7 U	< 6.7 U	< 12 U	< 18 U	< 10 U	< 13 U	< 6.5 U	< 17 U	< 14 U	< 13 U	< 14 U	< 13 U
Trans-1,2-Dichloroethylene	156-60-5	ug/kg	7000	389	< 10 U	< 9.1 U	< 7.7 U	< 6.7 U	< 12 UJ	< 18 UJ	< 10 UJ	< 13 U	< 6.5 U	< 17 U	< 14 UJ	< 13 U	< 14 UJ	< 13 UJ
Trans-1,3-Dichloropropene	10061-02-6	ug/kg	1800		< 10 U	< 9.1 U	< 7.7 U	< 6.7 U	< 12 U	< 18 U	< 10 U	< 13 U	< 6.5 U	< 17 U	< 14 U	< 13 U	< 14 U	< 13 U
Trichloroethylene (TCE)	79-01-6	ug/kg	410	78	< 10 U	< 9.1 U	< 7.7 U	< 6.7 UJ	< 12 UJ	< 18 U	< 10 U	< 13 UJ	< 6.5 UJ	< 17 U	< 14 UJ	< 13 U	< 14 U	< 13 UJ
Trichlorofluoromethane	75-69-4	ug/kg	2300000		< 10 U	< 9.1 U	< 7.7 U	< 6.7 U	< 12 U	< 18 U	< 10 U	< 13 U	< 6.5 U	< 17 U	< 14 U	< 13 U	< 14 U	< 13 U
Vinyl Chloride	75-01-4	ug/kg	59	482	< 10 U	< 9.1 U	< 7.7 U	< 6.7 U	< 12 U	< 18 U	< 10 U	< 13 U	< 6.5 U	< 17 U	< 14 U	< 13 U	< 14 U	< 13 U
TCL SVOCs																		
1,2,4,5-TETRACHLOROBENZENE	95-94-3	ug/kg	230	187	< 350 U	< 310 U	< 250 U	< 250 U	< 480 U	< 560 U	< 300 U	< 450 U	< 250 U	< 510 U	< 460 U	< 390 U	< 440 U	< 470 U
1,4-Dioxane (P-Dioxane)	123-91-1	ug/kg	5300		< 140 U	< 120 U	< 98 U	< 98 U	< 190 U	< 220 U	< 120 U	< 170 U	< 97 U	< 200 U	< 180 U	< 150 U	< 170 U	< 190 U
1-Methylnaphthalene	90-12-0	ug/kg	18	141	< 350 U	< 310 U	< 250 U	< 250 U	< 480 U	< 560 U	< 300 U	< 450 U	< 250 U	< 510 U	< 460 U	< 390 U	< 440 U	< 470 U
2,3,4,6-TETRACHLOROPHENOL	58-90-2	ug/kg	190000	30	< 350 U	< 310 U	< 250 U	< 250 U	< 480 U	< 560 U	< 300 U	< 450 U	< 250 U	< 510 U	< 460 U	< 390 U	< 440 U	< 470 U
2,4,5-TRICHLOROPHENOL	95-95-4	ug/kg	630000	34	< 350 U	< 310 U	< 250 U	< 250 U	< 480 U	< 560 U	< 300 U	< 450 U	< 250 U	< 510 U	< 460 U	< 390 U	< 440 U	< 470 U
2,4,6-TRICHLOROPHENOL	88-06-2	ug/kg	6300		< 350 U	< 310 U	< 250 U	< 250 U	< 480 U	< 560 U	< 300 U	< 450 U	< 250 U	< 510 U	< 460 U	< 390 U	< 440 U	< 470 U
2,4-DICHLOROPHENOL	120-83-2	ug/kg	19000	57	< 350 U	< 310 U	< 250 U	< 250 U	< 480 U	< 560 U	< 300 U	< 450 U	< 250 U	< 510 U	< 460 U	< 390 U	< 440 U	< 470 U
2,4-DIMETHYLPHENOL	105-67-9	ug/kg	130000	39	< 350 U	< 310 U	< 250 U	< 250 U	< 480 U	< 560 U	< 300 U	< 450 U	< 250 U	< 510 U	< 460 U	< 390 U	< 440 U	< 470 U
2,4-DINITROPHENOL	51-28-5	ug/kg	13000	223	< 670 UJ	< 600 U	< 480 U	< 490 U	< 940 U	< 1100 U	< 580 U	< 870 U	< 480 U	< 1000 U	< 880 U	< 760 U	< 860 U	< 920 U
2,4-DINITROTOLUENE	121-14-2	ug/kg	1700	290	< 350 U	< 310 U	< 250 U	< 250 U	< 480 U	< 560 U	< 300 U	< 450 U	< 250 U	< 510 U	< 460 U	< 390 U	< 440 U	< 470 U
2,6-DINITROTOLUENE	606-20-2	ug/kg	360	296	< 350 U	< 310 U	< 250 U	< 250 U	< 480 U	< 560 U	< 300 U	< 450 U	< 250 U	< 510 U	< 460 U	< 390 U	< 440 U	< 470 U
2-CHLORONAPHTHALENE	91-58-7	ug/kg	480000		< 350 U	< 310 U	< 250 U	< 250 U	< 480 U	< 560 U	< 300 U	< 450 U	< 250 U	< 510 U	< 460 U	< 390 U	< 440 U	< 470 U
2-CHLOROPHENOL	95-57-8	ug/kg	39000	55	< 350 U	< 310 U	< 250 U	< 250 U	< 480 U	< 560 U	< 300 U	< 450 U	< 250 U	< 510 U	< 460 U	< 390 U	< 440 U	< 470 U
2-Methylnaphthalene	91-57-6	ug/kg	24000	20.2	< 350 U	< 310 U	< 250 U	< 250 U	< 480 U	< 560 U	< 300 U	< 450 U	< 250 U	< 510 U	< 460 U	< 390 U	< 440 U	< 470 U
2-METHYLPHENOL (O-CRESOL)	95-48-7	ug/kg	320000	119	< 670 U	< 600 U	< 480 U	< 490 U	< 940 U	< 1100 U	< 580 U	< 870 U	< 480 U	< 1000 U	< 880 U	< 760 U	< 860 U	< 920 U
2-NITROANILINE	88-74-4	ug/kg	63000		< 350 UJ	< 310 U	< 250 U	< 250 U	< 480 U	< 560 U	< 300 U	< 450 U	< 250 U	< 510 U	< 460 U	< 390 U	< 440 U	< 470 U
2-NITROPHENOL	88-75-5	ug/kg	1900000	168	< 350 U	< 310 U	< 250 U	< 250 U	< 480 U	< 560 U	< 300 U	< 450 U	< 250 U	< 510 U	< 460 U	< 390 U	< 440 U	< 470 U
3,3'-DICHLOROBENZIDINE	91-94-1	ug/kg	1200	31	< 670 U	< 600 U	< 480 U	< 490 U	< 940 U	< 1100 U	< 580 U	< 870 U	< 480 U	< 1000 U	< 880 U	< 760 U	< 860 U	< 920 U
3-NITROANILINE	99-09-2	ug/kg	25000		< 670 UJ	< 600 U	< 480 U	< 490 U	< 940 U	< 1100 U	< 580 U	< 870 U	< 480 U	< 1000 U	< 880 U	< 760 U	< 860 U	< 920 U
4,6-DINITRO-2-METHYLPHENOL	534-52-1	ug/kg	510	1477	< 670 UJ	< 600 U	< 480 U	< 490 U	< 940 U	< 1100 U	< 580 U	< 870 U	< 480 UJ	< 1000 U	< 880 U	< 760 U	< 860 U	< 920 U
4-BROMOPHENYL PHENYL ETHER	101-55-3	ug/kg		47	< 350 U	< 310 U	< 250 U	< 250 U	< 480 U	< 560 U	< 300 U	< 450 U	< 250 U	< 510 U	< 460 U	< 390 U	< 440 U	< 470 U
4-CHLORO-3-METHYLPHENOL	59-50-7	ug/kg	630000	5	< 350 U	< 310 U	< 250 U	< 250 U	< 480 U	< 560 U	< 300 U	< 450 U	< 250 U	< 510 U	< 460 U	< 390 U	< 440 U	< 470 U
4-CHLOROANILINE	106-47-8	ug/kg	2700	0.9	< 670 U	< 600 U	< 480 U	< 490 U	< 940 U	< 1100 U	< 580 U	< 870 U	< 480 U	< 1000 U	< 880 U	< 760 U	< 860 U	< 920 U
4-CHLOROPHENYL PHENYL ETHER	7005-72-3	ug/kg			< 350 U	< 310 U	< 250 U	< 250 U	< 480 U	< 560 U	< 300 U	< 450 U	< 250 U	< 510 U	< 460 U	< 390 U	< 440 U	< 470 U
4-METHYLPHENOL (P-CRESOL)	106-44-5	ug/kg	130000	93	< 670 UJ	< 600 U	< 480 U	< 490 U	< 940 U	< 1100 U	< 580 U	< 870 U	< 480 U	< 1000 U	< 880 U	< 760 U	< 860 U	< 920 U
4-Nitroaniline	100-01-6	ug/kg	25000		< 670 UJ	< 600 U	< 480 U	< 490 U	< 940 U	< 1100 U	< 580 U	< 870 U	< 480 U	< 1000 U	< 880 U	< 760 U	< 860 U	< 920 U
4-NITROPHENOL	100-02-7	ug/kg	1900000	153	< 670 UJ	< 600 U	< 480 U	< 490 U	< 940 U	< 1100 U	< 580 U	< 870 U	< 480 U	< 1000 U	< 880 U	< 760 U	< 860 U	< 920 U
Acenaphthene	83-32-9	ug/kg	360000	6.7	< 350 U	< 310 U	< 250 U	< 250 U	< 480 U	< 560 U	< 300 U	< 450 U	140 J	< 510 U	< 460 U	< 390 U	< 440 U	< 470 U
ACENAPHTHYLENE	208-96-8	ug/kg	360000	5.9	< 350 U	< 310 U	< 250 U	< 250 U	< 480 U	< 560 U	< 300 U	< 450 U	< 250 U	< 510 U	< 460 U	< 390 U	< 440 U	< 470 U
Acetophenone	98-86-2	ug/kg	780000		93 J	85 J	< 480 U	210 J	< 940 U	< 1100 U	< 580 U	< 870 U	250 J	< 1000 U	< 880 U	< 760 U	< 860 U	< 920 U
ANTHRACENE	120-12-7	ug/kg	1800000	57	< 350 U	< 310 U	< 250 U	140 J	< 480 U	< 560 U	< 300 U	< 450 U	360	< 510 U	< 460 U	< 390 U	< 440 U	< 470 U

Table 28
Phase 2 Reach Sediment Analytical Results
Phase 2 Data Evaluation Summary Memorandum
Lower Neponset River
Boston and Milton, Massachusetts

					Location	24A-0110	24A-0110	24A-0110	24A-0111	24A-0112	24A-0113	24A-0114	24A-0115	24A-0116	24A-0117	24A-0118	24A-0119	24A-0120	24A-0121
					Sample Name	24A-0110-AS	24A-0110-BS	24A-0110-CS	24A-0111-AS	24A-0112-AS	24A-0113-AS	24A-0114-AS	24A-0115-AS	24A-0116-AS	24A-0117-AS	24A-0118-AS	24A-0119-AS	24A-0120-AS	24A-0121-AS
					Sample Date	9/26/2024	9/26/2024	9/26/2024	10/23/2024	10/23/2024	10/22/2024	10/22/2024	10/22/2024	10/22/2024	10/22/2024	10/22/2024	10/22/2024	10/22/2024	10/22/2024
					Sample Type	N	N	N	N	N	N	N	N	N	N	N	N	N	N
					Depth Interval	0 - 0.5 ft	0.5 - 1.4 ft	1.4 - 2.4 ft	0 - 0.5 ft	0 - 0.5 ft	0 - 0.5 ft	0 - 0.5 ft	0 - 0.5 ft	0 - 0.5 ft	0 - 0.5 ft	0 - 0.5 ft	0 - 0.5 ft	0 - 0.5 ft	0 - 0.5 ft
Analyte	Cas No.	Units	Human Health PAL	Ecological PAL															
ATRAZINE	1912-24-9	ug/kg	2400	0.3	< 670 U	< 600 U	< 480 U	< 490 U	< 940 U	< 1100 U	< 580 U	< 870 U	< 480 U	< 1000 U	< 880 U	< 760 U	< 860 U	< 920 U
BENZALDEHYDE	100-52-7	ug/kg	170000	59	< 670 U	< 600 U	< 480 U	< 490 U	< 940 U	< 1100 U	< 580 U	< 870 U	< 480 U	< 1000 U	< 880 U	< 760 U	< 860 U	< 920 U
BENZO(A)ANTHRACENE	56-55-3	ug/kg	1100	108	330 J	< 310 U	< 250 U	350	< 480 U	< 560 U	< 300 U	< 450 U	720	< 510 U	94 J	< 390 U	< 440 U	100 J
BENZO(A)PYRENE	50-32-8	ug/kg	110	150	240 J	< 310 U	< 250 U	190 J	< 480 U	< 560 U	< 300 U	< 450 U	380	110 J	99 J	< 390 U	< 440 U	110 J
Benzo(B)Fluoranthene	205-99-2	ug/kg	1100	190	560	< 310 U	< 250 U	410	< 480 U	110 J	< 300 U	120 J	840	150 J	160 J	97 J	< 440 U	150 J
Benzo(G,H,I)Perylene	191-24-2	ug/kg	180000	170	< 350 U	< 310 U	< 250 U	< 250 U	< 480 U	< 560 U	< 300 U	< 450 U	< 250 U	< 510 U	< 460 U	< 390 U	< 440 U	< 470 U
Benzo(K)Fluoranthene	207-08-9	ug/kg	11000	240	180 J	< 310 U	< 250 U	170 J	< 480 U	< 560 U	< 300 U	< 450 U	300	< 510 U	< 460 U	< 390 U	< 440 U	< 470 U
BENZYL BUTYL PHTHALATE	85-68-7	ug/kg	290000	100	< 350 U	< 310 U	< 250 U	< 250 U	< 480 U	< 560 U	< 300 U	< 450 U	< 250 U	< 510 U	< 460 U	< 390 U	< 440 U	< 470 U
BIPHENYL (DIPHENYL)	92-52-4	ug/kg	4700	198	< 350 U	< 310 U	< 250 U	< 250 U	< 480 U	< 560 U	< 300 U	< 450 U	< 250 U	< 510 U	< 460 U	< 390 U	< 440 U	< 470 U
BIS(2-CHLOROETHOXY) METHANE	111-91-1	ug/kg	19000		< 350 U	< 310 U	< 250 U	< 250 U	< 480 U	< 560 U	< 300 U	< 450 U	< 250 U	< 510 U	< 460 U	< 390 U	< 440 U	< 470 U
BIS(2-CHLOROETHYL) ETHER (2-CHLOROETHYL ETHER)	111-44-4	ug/kg	230		< 670 U	< 600 U	< 480 U	< 490 U	< 940 U	< 1100 U	< 580 U	< 870 U	< 480 U	< 1000 U	< 880 U	< 760 U	< 860 U	< 920 U
BIS(2-CHLOROISOPROPYL) ETHER	108-60-1	ug/kg	310000		< 670 U	< 600 U	< 480 U	< 490 U	< 940 U	< 1100 U	< 580 U	< 870 U	< 480 U	< 1000 U	< 880 U	< 760 U	< 860 U	< 920 U
BIS(2-ETHYLHEXYL) PHTHALATE	117-81-7	ug/kg	39000	180	230 J	< 310 U	< 250 U	7200	< 480 U	< 560 U	230 J	< 450 U	< 250 U	< 510 U	< 460 U	< 390 U	< 440 U	< 470 U
Caprolactam	105-60-2	ug/kg	3100000		< 670 U	< 600 U	< 480 U	< 490 U	< 940 U	< 1100 U	< 580 U	< 870 U	< 480 U	< 1000 U	< 880 U	< 760 U	< 860 U	< 920 U
CARBAZOLE	86-74-8	ug/kg	240000	69	< 670 U	< 600 U	< 480 U	< 490 U	< 940 U	< 1100 U	< 580 U	< 870 U	120 J	< 1000 U	< 880 U	< 760 U	< 860 U	< 920 U
CHRYSENE	218-01-9	ug/kg	110000	166	410	< 310 U	< 250 U	380	< 480 U	< 560 U	< 300 U	97 J	750	120 J	120 J	77 J	< 440 U	130 J
DIBENZ(A,H)ANTHRACENE	53-70-3	ug/kg	110	33	< 350 U	< 310 U	< 250 U	< 250 U	< 480 U	< 560 U	< 300 U	< 450 U	100 J	< 510 U	< 460 U	< 390 U	< 440 U	< 470 U
Dibenzofuran	132-64-9	ug/kg	7800	510	< 350 U	< 310 U	< 250 U	< 250 U	< 480 U	< 560 U	< 300 U	< 450 U	100 J	< 510 U	< 460 U	< 390 U	< 440 U	< 470 U
Diethyl Phthalate	84-66-2	ug/kg	5100000	630	< 350 U	< 310 U	< 250 U	< 250 U	< 480 U	< 560 U	< 300 U	< 450 U	< 250 U	< 510 U	< 460 U	< 390 U	< 440 U	< 470 U
DIMETHYL PHTHALATE	131-11-3	ug/kg	5100000	678	< 350 U	< 310 U	< 250 U	< 250 U	< 480 U	< 560 U	< 300 U	< 450 U	< 250 U	< 510 U	< 460 U	< 390 U	< 440 U	< 470 U
Di-N-Butyl Phthalate	84-74-2	ug/kg	630000	11	< 350 U	< 310 U	< 250 U	< 250 U	< 480 U	< 560 U	< 300 U	< 450 U	< 250 U	< 510 U	< 460 U	< 390 U	< 440 U	< 470 U
DI-N-OCTYLPHTHALATE	117-84-0	ug/kg	63000	39	< 670 U	< 600 U	< 480 U	< 490 U	< 940 U	< 1100 U	< 580 U	< 870 U	< 480 U	< 1000 U	< 880 U	< 760 U	< 860 U	< 920 U
FLUORANTHENE	206-44-0	ug/kg	240000	423	790	100 J	< 250 U	880	< 480 U	< 560 U	< 300 U	210 J	2100	250 J	240 J	160 J	< 440 U	240 J
FLUORENE	86-73-7	ug/kg	240000	77	< 350 U	< 310 U	< 250 U	< 250 U	< 480 U	< 560 U	< 300 U	< 450 U	170 J	< 510 U	< 460 U	< 390 U	< 440 U	< 470 U
HEXACHLOROBENZENE	118-74-1	ug/kg	78	20	< 350 U	< 310 U	< 250 U	< 250 U	< 480 U	< 560 U	< 300 U	< 450 U	< 250 U	< 510 U	< 460 U	< 390 U	< 440 U	< 470 U
Hexachlorobutadiene	87-68-3	ug/kg	1200		< 350 U	< 310 U	< 250 U	< 250 U	< 480 U	< 560 U	< 300 U	< 450 U	< 250 U	< 510 U	< 460 U	< 390 U	< 440 U	< 470 U
HEXACHLOROCYCLOPENTADIENE	77-47-4	ug/kg	180	6.5	< 670 U	< 600 U	< 480 U	< 490 U	< 940 U	< 1100 U	< 580 U	< 870 U	< 480 U	< 1000 U	< 880 U	< 760 U	< 860 U	< 920 U
HEXACHLOROETHANE	67-72-1	ug/kg	1800	27	< 350 U	< 310 U	< 250 U	< 250 U	< 480 U	< 560 U	< 300 U	< 450 U	< 250 U	< 510 U	< 460 U	< 390 U	< 440 U	< 470 U
INDENO(1,2,3-C,D)PYRENE	193-39-5	ug/kg	1100	200	180 J	< 310 U	< 250 U	130 J	< 480 U	< 560 U	< 300 U	< 450 U	240 J	< 510 U	< 460 U	< 390 U	< 440 U	< 470 U
ISOPHORONE	78-59-1	ug/kg	570000	876	< 350 U	< 310 U	< 250 U	< 250 U	< 480 U	< 560 U	< 300 U	< 450 U	< 250 U	< 510 U	< 460 U	< 390 U	< 440 U	< 470 U
Naphthalene	91-20-3	ug/kg	2000	176	< 350 U	< 310 U	< 250 U	< 250 U	< 480 U	< 560 U	< 300 U	< 450 U	87 J	< 510 U	< 460 U	< 390 U	< 440 U	< 470 U
NITROBENZENE	98-95-3	ug/kg	5100	407	< 350 U	< 310 U	< 250 U	< 250 U	< 480 U	< 560 U	< 300 U	< 450 U	< 250 U	< 510 U	< 460 U	< 390 U	< 440 U	< 470 U
N-NITROSODI-N-PROPYLAMINE	621-64-7	ug/kg	78		< 350 U	< 310 U	< 250 U	< 250 U	< 480 U	< 560 U	< 300 U	< 450 U	< 250 U	< 510 UJ	< 460 U	< 390 UJ	< 440 UJ	< 470 U
N-NITROSODIPHENYLAMINE	86-30-6	ug/kg	110000	110	< 350 U	< 310 U	< 250 U	< 250 U	< 480 U	< 560 U	< 300 U	< 450 U	< 250 U	< 510 U	< 460 U	< 390 U	< 440 U	< 470 U
PENTACHLOROPHENOL	87-86-5	ug/kg	1000	10	< 670 U	< 600 U	< 480 U	< 490 U	< 940 U	< 1100 U	< 580 U	< 870 U	< 480 U	< 1000 U	< 880 U	< 760 U	< 860 U	< 920 U
PHENANTHRENE	85-01-8	ug/kg	1800000	204	340 J	< 310 U	< 250 U	660	< 480 U	< 560 U	< 300 U	110 J	1800	< 510 U	100 J	< 390 U	< 440 U	130 J
PHENOL	108-95-2	ug/kg	1900000	175	< 670 U	< 600 U	< 480 U	87 J	< 940 U	< 1100 U	< 580 U	< 870 U	110 J	< 1000 U	< 880 U	< 760 U	< 860 U	< 920 U
PYRENE	129-00-0	ug/kg	180000	195	570	< 310 U	< 250 U	600	< 480 U	< 560 U	< 300 U	170 J	1300	210 J	200 J	130 J	< 440 UJ	200 J
TOTAL ORGANIC CARBON	TOC	mg/kg			89000	51000	29000	28000	250000 J	130000 J	42000	110000 J	43000	92000	92000	90000	81000	110000 J

Table 28
Phase 2 Reach Sediment Analytical Results
Phase 2 Data Evaluation Summary Memorandum
Lower Neponset River
Boston and Milton, Massachusetts

					Location	24A-0122	24A-0123	24A-0124	24A-0125	24A-0126	24A-0127	24A-0128	24A-0129	24A-0130	24A-0131	24A-0132	24A-0133	24A-0134	24A-0135
					Sample Name	24A-0122-AS	24A-0123-AS	24A-0124-AS	24A-0125-AS	24A-0126-AS	24A-0127-AS	24A-0128-AS	24A-0129-AS	24A-0130-AS	24A-0131-AS	24A-0132-AS	24A-0133-AS	24A-0134-AS	24A-0135-AS
					Sample Date	10/22/2024	10/22/2024	10/22/2024	10/21/2024	10/21/2024	10/21/2024	10/21/2024	10/21/2024	10/21/2024	10/21/2024	10/21/2024	10/21/2024	10/21/2024	10/18/2024
					Sample Type	N	N	N	N	N	N	N	N	N	N	N	N	N	N
					Depth Interval	0 - 0.5 ft	0 - 0.5 ft	0 - 0.5 ft	0 - 0.5 ft	0 - 0.5 ft	0 - 0.5 ft	0 - 0.5 ft	0 - 0.5 ft	0 - 0.5 ft	0 - 0.5 ft	0 - 0.5 ft	0 - 0.5 ft	0 - 0.4 ft	0 - 0.3 ft
Analyte	Cas No.	Units	Human Health PAL	Ecological PAL														
Grain Size																			
%CLAY	%CLAY	%			0	0	0	0	0	0	0	0	0	0	0	0	0	0
%COARSE SAND >.5-1MM (USDA classification)	%COARSESAND	%			11.4	8.1	10.9	0	0	0	0	0	0	0	2.9	0	3.6	0
%FINE SAND >.125-.25 mm (USDA classification)	%FINE SAND	%			29.2	34.5	45.3	41.8	46.0	41.2	71.5	67.8	66.7	67.3	64.3	34.4	76.0	62.2
%MEDIUM SAND >.25-5 mm (USDA classification)	%MEDIUM SAND	%			26.2	20.8	27.0	2.4	23.0	17.6	13.2	18.8	8.4	8.5	23.6	1.1	3.4	17.7
Gravel	GRAVEL	%			4.7	4.7	16.8	0	0	0	0	0	0	0	5.2	0	2.1	0
Hydrometer, Reading 1, Percent Passing	HYD01	%			0	0	0	0	0	0	0	0	0	0	0	0	0	0
Hydrometer, Reading 2, Percent Passing	HYD02	%			0	0	0	0	0	0	0	0	0	0	0	0	0	0
Hydrometer, Reading 3, Percent Passing	HYD03	%			0	0	0	0	0	0	0	0	0	0	0	0	0	0
Hydrometer, Reading 4, Percent Passing	HYD04	%			0	0	0	0	0	0	0	0	0	0	0	0	0	0
Hydrometer, Reading 5, Percent Passing	HYD05	%			0	0	0	0	0	0	0	0	0	0	0	0	0	0
Hydrometer, Reading 6, Percent Passing	HYD06	%			0	0	0	0	0	0	0	0	0	0	0	0	0	0
Hydrometer, Reading 7, Percent Passing	HYD07	%			0	0	0	0	0	0	0	0	0	0	0	0	0	0
Sand	308075-07-2	%			66.8	63.4	83.2	44.2	69.0	58.8	84.7	86.6	75.1	75.8	90.8	35.5	83.0	79.9
SIEVE NO. 10, PERCENT PASSING (2.00 mm)	SIEVE10	%			83.9	87.2	72.3	100.0	100.0	100.0	100.0	100.0	100.0	100.0	91.9	100.0	94.3	100.0
SIEVE NO. 40, PERCENT PASSING (0.425 mm)	SIEVE40	%			57.7	66.4	45.3	97.6	77.0	82.4	86.8	81.2	91.6	91.5	68.3	98.9	90.9	82.3
SIEVE NO. 80, PERCENT PASSING	SIEVE80	%			43.0	47.2	1.1	79.9	41.3	54.2	36.4	33.9	40.6	38.0	16.4	84.4	33.4	32.3
SIEVE, NO. 20, PERCENT PASSING (0.85 mm)	SIEVE20	%			74.9	82.7	67.8	99.6	99.5	99.8	99.8	99.5	99.1	98.9	90.8	99.7	93.9	98.7
SIEVE, NO. 60, PERCENT PASSING	SIEVE60	%			48.7	53.7	11.4	87.2	49.1	59.8	51.0	46.5	52.8	50.9	26.8	90.6	53.8	49.8
Sieve-U.S. Std. No. 100 (0.15mm)	SIEVEUS100	%			37.9	41.2	0	72.3	37.2	49.5	27.3	25.3	33.7	31.8	11.1	78.0	24.9	27.1
Sieve-U.S. Std. No. 200 (0.075mm)	SIEVEUS200	%			28.5	31.9	0	55.8	31.0	41.2	15.3	13.4	24.9	24.2	4.0	64.5	14.9	20.1
Sieve-U.S. Std. No. 4 (4.75mm)	SIEVEUS4	%			95.3	95.3	83.2	100.0	100.0	100.0	100.0	100.0	100.0	100.0	94.8	100.0	97.9	100.0
Sieve-US Std. 0.375-inch (9.5 mm)	SIEVE0.375IN	%			100.0	100.0	94.8	100.0	100.0	100.0	100.0	100.0	100.0	100.0	99.3	100.0	100.0	100.0
Sieve-US Std. 0.75-inch (19 mm)	SIEVE0.75IN	%			100.0	100.0	100.0	100.0	100.0	100.0	100.0	100.0	100.0	100.0	100.0	100.0	100.0	100.0
Sieve-US Std. 1.5-inch (37.5 mm)	SIEVE1.5IN	%			100.0	100.0	100.0	100.0	100.0	100.0	100.0	100.0	100.0	100.0	100.0	100.0	100.0	100.0
SIEVE-US std. 1-inch (25 mm)	SIEVE1INCH	%			100.0	100.0	100.0	100.0	100.0	100.0	100.0	100.0	100.0	100.0	100.0	100.0	100.0	100.0
SIEVE-US std. 2-inch (50 mm)	SIEVE2INCH	%			100.0	100.0	100.0	100.0	100.0	100.0	100.0	100.0	100.0	100.0	100.0	100.0	100.0	100.0
SILT	445	%			28.5	31.9	0	55.8	31.0	41.2	15.3	13.4	24.9	24.2	4.0	64.5	14.9	20.1
PCDD/F																		
1,2,3,4,6,7,8-HpCDD	35822-46-9	pg/g	480	500	601	503	176	1090	314	793	352	401 J	308 J	357 J	549 J	1300 J	397	304 J
1,2,3,4,6,7,8-HpCDF	67562-39-4	pg/g	480	50	345	310	56.7	558	171	327	167	201	157	132	471	769 J	205	130
1,2,3,4,7,8,9-HpCDF	55673-89-7	pg/g	480	50	12.2	13.2	3.6 J	22.8	8.45	11.9 JN	8.08	8.68	6.37	6.24	22.9	34.5 J	8.15	6.16
1,2,3,4,7,8-HxCDD	39227-28-6	pg/g	48	1	7.08	6.5	3.41 J	14.2	4.72	9.4	4.54 J	5.11	3.98 JN	4.87 J	5.01	17.5 J	5.17	4.7 J
1,2,3,4,7,8-HxCDF	70648-26-9	pg/g	48	5	19 J	24.1 J	3.82 J	32.3 J	9.38 J	20.7 J	10.2 J	11.8	9.73	8.66	22.4	46.3 J	12.4 J	8.03
1,2,3,6,7,8-HxCDD	57653-85-7	pg/g	48	50	28 J	26.2 J	8.94 J	48.8 J	15.2 J	38.8 J	16.7 J	19.3	16	15.6	18.2	61.3 J	18.2 J	16.1
1,2,3,6,7,8-HxCDF	57117-44-9	pg/g	48	5	13.4	13.7	4.17 J	23.4	8.11	14.7	7.97	8.33	7	6.59	14.6	33 J	8.45	5.81
1,2,3,7,8,9-HxCDD	19408-74-3	pg/g	48	50	17.2	14.7	6.48	31.5	10.8	22.6 JN	10.9	11.6	10.2	10.2	10.9	39.3 J	12.1	11.3
1,2,3,7,8,9-HxCDF	72918-21-9	pg/g	48	5	< 0.454 U	< 0.32 U	< 0.298 U	< 0.2 U	< 0.24 U	< 0.852 U	< 0.293 U	< 0.377 U	< 0.246 U	< 0.251 U	< 0.303 U	< 0.154 UJ	< 0.397 U	< 0.411 U
1,2,3,7,8-PeCDD	40321-76-4	pg/g	4.8	0.5	3.25 J	3.59 J	1.73 JN	6.65 J	2.45 J	3.39 JN	2.54 J	2.46 JN	2.44 J	2.16 J	2.03 J	7.83 J	2.41 JN	2.16 J
1,2,3,7,8-PeCDF	57117-41-6	pg/g	160	10	2.62 J	2.87 J	0.662 J	4.91 J	1.48 J	3.61 J	1.72 J	1.68 J	1.68 J	1.46 JN	2.21 J	6.49 J	1.78 J	1.53 J
2,3,4,6,7,8-HxCDF	60851-34-5	pg/g	48	5	14	16.4	5.03	24.4	8.32	16.9	8.47	9.67	7.69	7.4	14.7	32.4 J	9.35	7.2
2,3,4,7,8-PeCDF	57117-31-4	pg/g	16	1	11.2 J	18.4 J	3.73 JN	20.6 J	6.41 J	16.2 J	7.38 J	9.76 J	8.67 J	6.93 J	8.41 J	23.7 J	9.73 J	7.11 J
2,3,7,8-TCDD	1746-01-6	pg/g	4.8	0.5	0.766 JN	0.739 JN	0.462 JN	1.28 JN	0.655 J	< 1.14 UJ	0.632 JN	< 0.996 UJ	0.731 J	0.5 JN	0.799 JN	1.57 J	< 0.977 UJ	< 0.958 UJ
2,3,7,8-TCDF	51207-31-9	pg/g	48	10	4.43	4.86	0.742 J	7.53	2.45	7.8	2.3	3.07	3.41	2.67	1.95 JN	8.81 J	3.46	2.48
OCDD	3268-87-9	pg/g	16000	5000	4430	3690	1120	8500	2200	5150	2360	2750 J	2170 J	2510 J	5500 J	8540 J	2810	1990 J
OCDF	39001-02-0	pg/g	16000	5000	452	421	107	925	236	406	229	289	219	203	1270	1000 J	285	167
Total HpCDD	RA_Total_HpCDD	pg/g			1405	919	337	2049	593	1438	618	709	577	677	1015	2590	709	567
Total HpCDF	RA_Total_HpCDF	pg/g			690.26	597.76	129.1	1204.6	350.2	681.5	347.08	413.94	325.26	283.2	994.16	1493.3	417.33	266.23
Total HxCDD	RA_Total_HxCDD	pg/g	100		203.58	172.37	62.08	341.83	106.92	244.51	115.05	131.51	107.3	112.38	121.03	458.52	128.8	112.28
Total HxCDF	RA_Total_HxCDF	pg/g			279.91	289.64	77.118	467.93	159.1	301.88	158.06	180.34	146.852	131.43	289.28	638.3	183.72	129.85
Total PeCDD	RA_Total_PeCDD	pg/g			26.559	28.116	10.956	49.872	16.788	25.22	18.197	18.172	17.487	16.415	13.043	61.76	18.53	16.33
Total PeCDF	RA_Total_PeCDF	pg/g			121.05	177.74	45.938	208.97	75.394	165.54	79.459	90.113	87.587	68.23	89.671	264.17	96.21	66.512
Total TCDD	RA_Total_TCDD	pg/g			7.812	7.362	2.37	14.782	4.379	< 1.14 U	3.541	3.1 U	5.327	3.502	4.457	18.511	4.54 U	2.737 U
Total TCDF	RA_Total_TCDF	pg/g			83.837	104.446	21.502	140.2	47.847	129.6	47.453	58.804	62.79	45.935	54.448	165.46	61.045	42.463
Total PCDD/F TEQ (Bird)	RA-TEQ-B-DF	pg/g			31.5632	39.4991	9.8418	56.7495	18.5141	40.8366	19.5337	22.8482	21.4206	18.1012	26.2675	69.436	23.2865	17.4143
Total PCDD/F TEQ (Fish)	RA-TEQ-F-DF	pg/g			23.2617	27.1406	8.1901	42.6055	14.0596	27.3421	14.6347	16.2232	14.6351	13.3002	21.373	53.23	16.283	12.5248
Total PCDD/F TEQ (Mammal)	RA-TEQ-M-DF	pg/g			28.8122	30.0764	9.32116	52.0058	16.6357	34.4341	17.5931	19.3449	17.0538	16.1481	26.6543	64.4627	19.3254	14.9496
PCB Congeners																		
PCB-001	2051-60-7	ng/g	230	14	23.1 J	15.9 J	0.768 J	19.8 J	3.82 J	14.7 J	16.2 J	7.26	18.5	6.46	6.31	30.9 J	8.76 J	12.9
PCB-002	2051-61-8	ng/g	230	14	0.567	0.427	< 0.048 U	0.406	< 0.0325 U	0.619	< 0.0462 U	< 0.0481 U	< 0.047 U	< 0.048 U	< 0.0478 U	0.649 J	< 0.047 U	< 0.0462 U
PCB-003	2051-62-9	ng/g	230	14	10.2 J	7.04 J	< 0.0494 UJ	6.56 J	1.99 J	7.47 J	3.73 J	3.5	5.42	4.4	5.09	13.3 J	4.64 J	5.2
PCB-004/010	PCB-4/10	ng/g	230	14	79.9 J	37.2	1.67	67.6 J	13.9	87.3 J	48.7 J	21.8	52.4 J	16.2	24.5	82.5 J	21.9	18.2
PCB-005/008	PCB-5/8	ng/g	230	14	80.7 J	33.3 J	0.824 J	40.8 J	10 J	54.2 J	33.1 J	17.9	31.3	15.7	21.8	49.3 J	18.5 J	18.8
PCB-006	25569-80-6	ng/g	230	14	18	8.2	0.261	11.8	3.21	13.4	5.13	5.36	9.23	3.88	6.84	15.1 J	5.99	5.12
PCB-007/009	PCB-7/9	ng/g	230	14	2.75	0.996	< 0.0872 U	1.44	0.51	1.85	0.743	0.665	1.28	0.557	1.1	2.38 J	0.775	0.925
PCB-011	2050-67-1	ng/g	230	14	3.08	1.94	0.275	2.77	0.879	1.75	1.21	1.18	1.67	1.45	1.47	3.88 J	1.29	1.31
PCB-012/013	PCB-12/13	ng/g	230	14	8.76	5.67	< 0.113 U	6.81	2.36	5.92	3.02	3.57	5	2.86	4.47	11.2 J	4.49	4.09
PCB-014	34883-41-5	ng/g	230	14	< 0.0422 U	< 0.043 U	< 0.0444 U	< 0.0441 U	< 0.0301 U	< 0.0426 U	< 0.0427 U	< 0.0445 U	< 0.0435 U	< 0.0444 U	< 0.0442 U	< 0.044 UJ	< 0.0435 U	< 0.0427 U
PCB-015	2050-68-2	ng/g	230	14	63.5 J	42.6 J	1.83	48.5 J	17.3	54.4 J	26.3	26.7 J	38.2 J	32.3 J	32.6 J	65.2 J	32.6	33.2 J
PCB-016/032	PCB-16/32	ng/g	230	14	68.9 J	46.7 J	4.22	70.4 J	18.7	84.8 J	28.7	29.1	50.4 J	24.3	39.1	75.6 J	30.8	24.1

Table 28
Phase 2 Reach Sediment Analytical Results
Phase 2 Data Evaluation Summary Memorandum
Lower Neponset River
Boston and Milton, Massachusetts

					Location	24A-0122	24A-0123	24A-0124	24A-0125	24A-0126	24A-0127	24A-0128	24A-0129	24A-0130	24A-0131	24A-0132	24A-0133	24A-0134	24A-0135
					Sample Name	24A-0122-AS	24A-0123-AS	24A-0124-AS	24A-0125-AS	24A-0126-AS	24A-0127-AS	24A-0128-AS	24A-0129-AS	24A-0130-AS	24A-0131-AS	24A-0132-AS	24A-0133-AS	24A-0134-AS	24A-0135-AS
					Sample Date	10/22/2024	10/22/2024	10/22/2024	10/21/2024	10/21/2024	10/21/2024	10/21/2024	10/21/2024	10/21/2024	10/21/2024	10/21/2024	10/21/2024	10/21/2024	10/18/2024
					Sample Type	N	N	N	N	N	N	N	N	N	N	N	N	N	N
					Depth Interval	0 - 0.5 ft	0 - 0.5 ft	0 - 0.5 ft	0 - 0.5 ft	0 - 0.5 ft	0 - 0.5 ft	0 - 0.5 ft	0 - 0.5 ft	0 - 0.5 ft	0 - 0.5 ft	0 - 0.5 ft	0 - 0.5 ft	0 - 0.4 ft	0 - 0.3 ft
Analyte	Cas No.	Units	Human Health PAL	Ecological PAL															
PCB-017	37680-66-3	ng/g	230	14	44.7 J	29	1.77	43.7 J	11.9	59.1 J	20.4	18.8	34.4	14.8	25	47.5 J	18.3	14.6
PCB-018	37680-65-2	ng/g	230	14	30.9	25.2	1.77	38.5	11.3	38.3 J	11.9	16.2	24.8	12.7	18.9	42.8 J	17.2	12.3
PCB-019	38444-73-4	ng/g	230	14	24.4	16.8	1.87	30	8.16	36.6	13.6	12.4	20.7	9.73	14.4	35.6 J	12.7	9.56
PCB-020/021/033	PCB-20/21/33	ng/g	230	14	9.96	9.72	3.4	12.2	18.2	15.4	4.15	5.21	7.05	3.78	8.32	12.7 J	7.79	4.64
PCB-022	38444-85-8	ng/g	230	14	14.1	13.7	1.39	17.6	5.11	15.1	5.52	7.25	10.2	5.93	7.8	18.6 J	8.14	6.05
PCB-023/034	PCB-23/34	ng/g	230	14	1.17	1.12	< 0.0829 U	1.43	0.448	1.4	0.477	0.699	0.828	0.464	0.586	1.61 J	0.582	0.425
PCB-024/027	PCB-24/27	ng/g	230	14	16.2	11.5	1.1	18.8	5.68	21.2	8.4	8.12	13.2	6.53	9.88	21.4 J	8.52	6.46
PCB-025	55712-37-3	ng/g	230	14	27.6	26.1	1.07	29.8	9.16	29.8	9.81	13	19.3	10.1	14.5	34.1 J	14.3	10.9
PCB-026	38444-81-4	ng/g	230	14	43.7 J	41 J	1.67	50.3 J	15.2	47 J	16.7	22.1	32.3	16.7	23.4	54.5 J	23.2	17.9
PCB-028	7012-37-5	ng/g	230	14	82.5 J	68 J	4.67	88.8 J	28.9 J	92.8 J	31.9	42 J	55.8 J	33.3	45.7 J	99.6 J	47.4 J	36.7
PCB-029	15862-07-4	ng/g	230	14	< 0.0553 U	< 0.0563 U	< 0.0582 U	< 0.0577 U	< 0.0393 U	< 0.0558 U	< 0.056 U	< 0.0582 U	< 0.057 U	< 0.0582 U	< 0.0579 U	< 0.0576 UJ	< 0.057 U	< 0.056 U
PCB-030	35693-92-6	ng/g	230	14	< 0.0551 U	< 0.0561 U	< 0.058 U	< 0.0575 U	< 0.0392 U	< 0.0557 U	< 0.0558 U	< 0.058 U	< 0.0568 U	< 0.058 U	< 0.0577 U	< 0.0574 UJ	< 0.0568 U	< 0.0558 U
PCB-031	16606-02-3	ng/g	230	14	69.2 J	65 J	3.47	80.8 J	25.5	87.7 J	29.2	36.6	52.1 J	30	37.9	92.9 J	41.3 J	30.9
PCB-035	37680-69-6	ng/g	230	14	0.796 J+	< 0.0526 U	< 0.0544 U	0.571 J+	< 0.0368 U	3.2 J+	0.368 J+	< 0.0544 U	< 0.0532 U	< 0.0544 U	< 0.0542 U	0.558 J	< 0.0533 U	< 0.0523 U
PCB-036	38444-87-0	ng/g	230	14	< 0.0409 U	< 0.0416 U	< 0.043 U	< 0.0427 U	< 0.0291 U	< 0.0413 U	< 0.0414 U	< 0.0431 U	< 0.0421 U	< 0.043 U	< 0.0429 U	< 0.0426 UJ	< 0.0422 U	< 0.0414 U
PCB-037	38444-90-5	ng/g	230	14	16.7	15.6	0.736	19	6.02	17.2	7.27	9.93	13.2	7.91	9.92	20.8 J	11.4	8.89
PCB-038	53555-66-1	ng/g	230	14	< 0.0613 U	< 0.0625 U	< 0.0645 U	< 0.064 U	< 0.0437 U	< 0.062 U	< 0.0621 U	< 0.0646 U	< 0.0632 U	< 0.0646 U	< 0.0643 U	< 0.0639 UJ	< 0.0633 U	< 0.0621 U
PCB-039	38444-88-1	ng/g	230	14	0.559	< 0.0403 U	< 0.0416 U	0.656	< 0.0282 U	0.514	0.264	< 0.0417 U	< 0.0408 U	< 0.0416 U	< 0.0415 U	0.537 J	< 0.0408 U	< 0.0401 U
PCB-040	38444-93-8	ng/g	230	14	6.12	9.07	0.856	9.71	3.32	9.03	3.1	4.28	5.39	2.88	3.41	9.86 J	4.36	3.38
PCB-041/064	PCB-41/64	ng/g	230	14	25.4	32.8	3.03	41 J	13	40.8 J	14	17.2 J	22.5 J	13.5 J	15.2 J	39.9 J	17.4	14.6 J
PCB-042	36559-22-5	ng/g	230	14	21.2	29.3	2.22	30.3	10.8	28.4	11.1	13.7	17.4	9.9	11.5	31.7 J	14.2	10.9
PCB-043/049	PCB-43/49	ng/g	230	14	85 J	100 J	7.32	118 J	40.5 J	110 J	43.6 J	54.2 J	65.8 J	40.1 J	45.7 J	125 J	57 J	43.8 J
PCB-044	41464-39-5	ng/g	230	14	43.5 J	61.4 J	5.2	67.5 J	22.9	65.4 J	22.5	29.7	36.3	20.7	24.9	68.3 J	29.1	25.6
PCB-045	70362-45-7	ng/g	230	14	6.99	9.95	1.27	11.2	3.81	11.9	3.88	4.73	5.89	3.45	4.31	11 J	5	4.03
PCB-046	41464-47-5	ng/g	230	14	3.65	4.26	0.639	5.24	1.82	5.03	1.78	2.51	2.97	1.66	2.09	5.63 J	2.32	1.97
PCB-047/048/075	PCB-47/48/75	ng/g	230	14	58.9 J	61.4 J	4.18	80.9 J	28.2 J	79.1 J	32.1	38.6	47.4 J	28.6	33.4	88.6 J	40.5 J	31.1
PCB-050	62796-65-0	ng/g	230	14	0.596 J	0.768 J	< 0.057 UJ	0.815 J	< 0.0385 UJ	0.846 J	0.345 J	0.479	0.511	0.338	0.503	1.06 J	0.447 J	< 0.0548 U
PCB-051	68194-04-7	ng/g	230	14	10.2	9.39	0.607	12.8	4.07	13.5	5.05	5.86	7.98	4.65	5.91	14.1 J	6.55	4.67
PCB-052/073	PCB-52/73	ng/g	230	14	74.5 J	94.8 J	7	109 J	37.4 J	102 J	37.9	49.2 J	59.8 J	37	41.7 J	117 J	50.4 J	45.9 J
PCB-053	41464-41-9	ng/g	230	14	19.1	19.8	1.63	26.8	9.09	26.2	10.4	11.8	15.7	9.17	11.3	29.3 J	13.2	9.82
PCB-054	15968-05-5	ng/g	230	14	1.01 J	0.88 J	< 0.0478 UJ	1.33 J	0.468 J	1.34 J	0.541 J	0.698	0.822	0.525	0.806	1.61 J	0.753 J	0.46
PCB-055	74338-24-2	ng/g	230	14	< 0.0753 UJ	< 0.0767 UJ	< 0.0793 UJ	0.587 J	< 0.0536 UJ	0.471 J	0.128 J	< 0.0794 U	< 0.0776 U	< 0.0793 U	< 0.079 U	< 0.0785 UJ	< 0.0777 UJ	< 0.0763 U
PCB-056/060	PCB-56/60	ng/g	230	14	13.9	15.2	2.86	18.7	5.89	22	8.17	9.69	12	7.93	8.38	24.4 J	11.1	8.55
PCB-057	70424-67-8	ng/g	230	14	1.19 J	1.41 J	< 0.0422 UJ	1.95 J	0.569 J	1.63 J	0.422 J	0.798	0.884	0.686	0.629	2.15 J	0.829 J	0.613
PCB-058	41464-49-7	ng/g	230	14	< 0.0507 U	< 0.0517 U	< 0.0534 U	< 0.053 U	< 0.0361 U	< 0.0513 U	< 0.0514 U	< 0.0534 U	< 0.0523 U	< 0.0534 U	< 0.0532 U	< 0.0528 UJ	< 0.0523 U	< 0.0514 U
PCB-059	74472-33-6	ng/g	230	14	3.09	3.41	0.593	5.72	1.63	5.21	1.57	2.58 J	2.6 J	1.65 J	2.21 J	5.28 J	2.21	2 J
PCB-061/074	PCB-61/74	ng/g	230	14	20.5	22.9	2.54	27.1	8.58	29.4	10.4	12.7 J	16.6 J	11 J	11.5 J	31.7 J	15	12 J
PCB-062	54230-22-7	ng/g	230	14	< 0.0458 U	< 0.0467 U	< 0.0482 U	< 0.0478 U	< 0.0326 U	< 0.0463 U	< 0.0464 U	< 0.0483 U	< 0.0472 U	< 0.0482 U	< 0.048 U	< 0.0477 UJ	< 0.0472 U	< 0.0464 U
PCB-063	74472-34-7	ng/g	230	14	4.75	4.67	0.396	6.34	2.04	5.88	2.22	2.87 J	3.7 J	2.03 J	2.56 J	6.77 J	3.43	2.27 J
PCB-065	33284-54-7	ng/g	230	14	< 0.064 U	< 0.0652 U	< 0.0673 U	< 0.0668 U	< 0.0455 U	< 0.0646 U	< 0.0648 U	< 0.0674 U	< 0.0659 U	< 0.0673 U	< 0.0671 U	< 0.0666 UJ	< 0.066 U	< 0.0648 U
PCB-066/080	PCB-66/80	ng/g	230	14	35.9	41.2 J	4.39	48 J	16.7	51.7 J	19.6	23.2 J	27.7 J	19.5 J	20.1 J	56.4 J	26.8	21.2 J
PCB-067	73575-53-8	ng/g	230	14	1.53 J	1.67 J	< 0.0611 UJ	2.13 J	0.675 J	1.86 J	0.661 J	0.915	1.35	0.695	0.854	2.31 J	1.16 J	0.715
PCB-068	73575-52-7	ng/g	230	14	1.99 J	0.753 J	< 0.0713 UJ	2.22 J	0.836 J	2.46 J	0.469 J	1.21	1.43	0.999	1.07	3.36 J	0.589 J	1.01
PCB-069	60233-24-1	ng/g	230	14	0.339	< 0.0517 U	< 0.0534 U	< 0.053 U	< 0.0361 U	< 0.0513 U	0.218	< 0.0534 U	< 0.0523 U	< 0.0534 U	< 0.0532 U	0.453 J	< 0.0523 U	< 0.0514 U
PCB-070	32598-11-1	ng/g	230	14	30.1	37.2	2.8	40.9 J	14.1	47.4 J	18.5	20.4 J	24.4 J	16.7 J	17.8 J	50.4 J	23	22.1 J
PCB-071	41464-46-4	ng/g	230	14	21.6	23.9	1.88	31.7	9.03	30.7	10.4	13.6 J	17.1 J	10.1 J	12.2 J	31.9 J	13.1	10.7 J
PCB-072	41464-42-0	ng/g	230	14	1.81	1.82	< 0.0552 U	2.49	0.663	2.18	0.863	1.1 J	1.47 J	0.778 J	0.984 J	2.8 J	1.3	0.778 J
PCB-076	70362-48-0	ng/g	230	14	< 0.0749 U	< 0.0763 U	< 0.0789 U	< 0.0783 U	< 0.0534 U	< 0.0757 U	< 0.0759 U	< 0.079 U	< 0.0772 U	< 0.0789 U	< 0.0786 U	< 0.0781 UJ	< 0.0773 U	< 0.0759 U
PCB-077	32598-13-3	ng/g	38	14	5.46 J+	6.13 J+	0.844 J+	7.27 J+	2.7 J+	6.64 J+	2.92 J+	3.82 J	4.12 J	3.01 J	2.9 J	9.13 J	4.13 J+	3.2 J
PCB-078	70362-49-1	ng/g	230	14	< 0.078 U	< 0.0794 U	< 0.0821 U	< 0.0814 U	< 0.0555 U	< 0.0788 U	< 0.079 U	< 0.0821 U	< 0.0804 U	< 0.0821 U	< 0.0818 U	< 0.0812 UJ	< 0.0804 U	< 0.079 U
PCB-079	41464-48-6	ng/g	230	14	< 0.0437 U	< 0.0445 U	< 0.046 U	< 0.0457 U	< 0.0311 U	< 0.0442 U	< 0.0443 U	< 0.0461 U	< 0.0451 U	< 0.046 U	< 0.0458 U	< 0.0455 UJ	< 0.0451 U	< 0.0443 U
PCB-081	70362-50-4	ng/g	12	14	< 0.0693 U	0.635 J+	< 0.0729 U	0.698 J+	< 0.0493 U	< 0.07 U	< 0.0702 U	< 0.073 U	< 0.0714 U	< 0.0729 U	< 0.0726 U	0.72 J	< 0.0714 U	0.534 J+
PCB-082	52663-62-4	ng/g	230	14	3.59	4.77	0.478	5.61	1.94	5.4	1.9	2.4	2.53	1.74	1.74	6.43 J	2.44	3.23
PCB-083/109	PCB-83/109	ng/g	230	14	2.46	2.81	< 0.178 U	3.5	1.56	3.4	1.25	1.69	1.87	1.37	1.27	3.81 J	1.34	2.11
PCB-084	52663-60-2	ng/g	230	14	8.24	11.3	0.956	13.7	4.76	13.5	4.57	6	6.2	4.74	5.07	14.7 J	5.81	8.77
PCB-085/120	PCB-85/120	ng/g	230	14	7.55	9.78	0.835	11.9	4.18	11	4.49	5.74	5.98	3.93	4.2	13.4 J	5.31	7.23
PCB-086/097	PCB-86/97	ng/g	230	14	8.34 J	11.1 J	0.938 J	13.2 J	4.47 J	13.7 J	4.63 J	6.37	6.44	4.66	4.72	15.2 J	6.41 J	10.2
PCB-087/115/116	PCB-87/115/116	ng/g	230	14	12.6	16.5	1.61	20.3	7.3	20.7	7.13	9.66	9.94	7.45	7.18	23.4 J	8.84	16.9
PCB-088/121	PCB-88/121	ng/g	230	14	< 0.151 U	< 0.154 U	< 0.159 U	< 0.158 U	< 0.108 U	< 0.153 U	< 0.153 U	< 0.159 U	< 0.156 U	< 0.159 U	< 0.158 U	< 0.157 UJ	< 0.156 U	< 0.153 U
PCB-089/090/101	PCB-89/90/101	ng/g	230	14	25.4	32.5	2.64	41.3 J	14.4	43.5 J	14.9	19.5	19.9	15	14.8	48.4 J	18.1	36.8
PCB-091	68194-05-8	ng/g	230	14	8.83	10.9	0.75	14	4.66	13	4.85	6.11	7.16	4.89	5.14	15.1 J	6.24	7.02
PCB-092	52663-61-3	ng/g	230	14	7.38 J	8.86 J	0.563 J	12 J	4.19 J	11.1 J	4.2 J	5.53	6.03	4.16	4.47	13.4 J	5.16 J	7.7
PCB-093/095	PCB-93/95	ng/g	230	14	23.1	30.7	2.5	38.6	13.4	39.6 J	12.9	16.8	18.1	12.8	13.5	42.9 J	15.9	28.2
PCB-094	73575-55-0	ng/g	230	14	0.76 J	1.03 J	< 0.0474 UJ	1.19 J	0.418 J	1.18 J	0.543 J	0.565	0.642	0.444	0.368	1.37 J	0.503 J	0.575
PCB-096	73575-54-9	ng/g	230	14	0.777 J	0.943 J	< 0.0609 UJ	0.94 J	0.458 J	0.862 J	0.351 J	0.503	0.531	0.367	0.446	1.03 J	0.534 J	0.488
PCB-098/102	PCB-98/102	ng/g	230	14	2.66	3.68	0.299	4.55	1.34	4.68	1.53	1.9	2.41	1.55	1.45	4.67 J	1.93	1.97
PCB-099	38380-01-7	ng/g	230	14	16.2 J	20.1 J	1.51 J	25 J	8.61 J	24.8 J	9.48 J	11.9	12	9.22	9.04	28.6 J	11.4 J	16.8
PCB-100	39485-83-1	ng/g	230	14	0.972	0.807	< 0.0582 U	1.14	0.505	1.08	0.451	0.647	0.641	0.463	0.495	1.49 J	0.673	0.653
PCB-103	60145-21-3	ng/g	230	14	0.839	0.873	< 0.0588 U	1.19	0.504	1.08	0.43	0.505 J	0.752 J	0.499 J	0.422 J	1.33 J	0.624	0.51 J
PCB-104	56558-16-8	ng/g	230	14	< 0.0428 U	< 0.0436 U	< 0.045 U	< 0.0447 U	< 0.0305 U	< 0.0432 U	< 0.0433 U	< 0.0451 U	< 0.0441 U	< 0.045 U	< 0.0448 U	< 0.0446 UJ	< 0.0441 U	< 0.0433 U

Table 28
Phase 2 Reach Sediment Analytical Results
Phase 2 Data Evaluation Summary Memorandum
Lower Neponset River
Boston and Milton, Massachusetts

					Location	24A-0122	24A-0123	24A-0124	24A-0125	24A-0126	24A-0127	24A-0128	24A-0129	24A-0130	24A-0131	24A-0132	24A-0133	24A-0134	24A-0135
					Sample Name	24A-0122-AS	24A-0123-AS	24A-0124-AS	24A-0125-AS	24A-0126-AS	24A-0127-AS	24A-0128-AS	24A-0129-AS	24A-0130-AS	24A-0131-AS	24A-0132-AS	24A-0133-AS	24A-0134-AS	24A-0135-AS
					Sample Date	10/22/2024	10/22/2024	10/22/2024	10/21/2024	10/21/2024	10/21/2024	10/21/2024	10/21/2024	10/21/2024	10/21/2024	10/21/2024	10/21/2024	10/21/2024	10/18/2024
					Sample Type	N	N	N	N	N	N	N	N	N	N	N	N	N	N
					Depth Interval	0 - 0.5 ft	0 - 0.5 ft	0 - 0.5 ft	0 - 0.5 ft	0 - 0.5 ft	0 - 0.5 ft	0 - 0.5 ft	0 - 0.5 ft	0 - 0.5 ft	0 - 0.5 ft	0 - 0.5 ft	0 - 0.5 ft	0 - 0.4 ft	0 - 0.3 ft
Analyte	Cas No.	Units	Human Health PAL	Ecological PAL															
PCB-105/127	PCB-105/127	ng/g	120	14	9.82 J	< 0.0684 UJ	< 0.0707 UJ	14.7 J	5.45 J	< 0.0679 UJ	< 0.068 UJ	7	6.98	5.56	5.26	17.2 J	< 0.0693 UJ	13
PCB-106/118	PCB-106/118	ng/g	120	14	24.8	28.3	2.52	38.9	14.3	40.5 J	13.5	18.6	18	14.1	13.4	44.8 J	17	34.7
PCB-107/108	PCB-107/108	ng/g	230	14	2.45	2.77	< 0.127 U	3.54	1.35	3.81	1.3	1.86 J	1.78 J	1.34 J	1.09 J	4.17 J	1.75	2.78 J
PCB-110	38380-03-9	ng/g	230	14	40.8 J	49.8 J	3.76	67.7 J	23.1	65.3 J	22	29	31.4	21.7	22.2	72 J	27.9	45.2 J
PCB-111/117	PCB-111/117	ng/g	230	14	< 0.272 U	< 0.278 U	< 0.287 U	< 0.285 U	< 0.194 U	< 0.275 U	< 0.276 U	< 0.287 U	< 0.281 U	< 0.287 U	< 0.286 U	< 0.284 UJ	< 0.281 U	< 0.276 U
PCB-112	74472-36-9	ng/g	230	14	0.306	0.256	< 0.058 U	0.386	< 0.0392 U	< 0.0557 U	< 0.0558 U	< 0.058 UJ	< 0.0568 UJ	< 0.058 UJ	< 0.058 UJ	< 0.0577 UJ	0.328 J	< 0.0568 U	< 0.0558 UJ
PCB-113	68194-10-5	ng/g	230	14	< 0.0456 U	< 0.0465 U	< 0.048 U	0.516	< 0.0325 U	0.493	< 0.0462 U	< 0.0481 U	< 0.047 U	< 0.048 U	< 0.0478 U	< 0.0475 UJ	< 0.047 U	< 0.0462 U
PCB-114	74472-37-0	ng/g	120	14	0.698	0.996	< 0.0747 U	1.02	< 0.0505 U	1.11	0.326	0.465	0.648	< 0.0747 U	< 0.0744 U	1.24 J	0.339	0.789
PCB-119	56558-17-9	ng/g	230	14	2.12 J	2.14 J	< 0.0576 UJ	2.89 J	0.923 J	2.67 J	1.06 J	1.36 J	1.21 J	1.17 J	1.05 J	3.32 J	1.27 J	1.51 J
PCB-122	76842-07-4	ng/g	230	14	< 0.0783 UJ	0.631 J	< 0.0825 UJ	< 0.0818 UJ	< 0.0558 UJ	< 0.0792 UJ	< 0.0794 UJ	< 0.0825 U	< 0.0807 U	< 0.0825 U	< 0.0821 U	< 0.0816 UJ	< 0.0808 UJ	0.422
PCB-123	65510-44-3	ng/g	120	14	1.01 J+	1.13 J+	< 0.0639 U	1.44 J+	0.817 J+	1.66 J+	0.649 J+	0.565 J	0.471 J	0.424 J	< 0.0637 UJ	1.5 J	0.78 J+	0.947 J
PCB-124	70424-70-3	ng/g	230	14	1.02	1.2	< 0.0359 U	1.43	0.651	1.17	0.555	0.781	0.625	0.456	< 0.0357 U	1.47 J	0.608	1.48
PCB-125	74472-39-2	ng/g	230	14	< 0.0416 U	0.253	< 0.0438 U	0.283	< 0.0296 U	< 0.0421 U	< 0.0422 U	< 0.0439 U	< 0.0429 U	< 0.0438 U	< 0.0437 U	< 0.0434 UJ	< 0.0429 U	< 0.0422 U
PCB-126	57465-28-8	ng/g	0.036	14	< 0.0488 U	< 0.0497 U	< 0.0514 U	< 0.051 U	< 0.0348 U	< 0.0493 U	< 0.0495 U	< 0.0514 U	< 0.0503 U	< 0.0514 U	< 0.0512 U	< 0.0509 UJ	< 0.0504 U	< 0.0494 U
PCB-128	38380-07-3	ng/g	230	14	4.68	4.88	0.511	7.62	3.3	7.68	2.73	3.26	3.37	2.66	2.08	10.2 J	3.35	8
PCB-129	55215-18-4	ng/g	230	14	0.872 J	1.17 J	< 0.098 UJ	1.36 J	0.631 J	1.83 J	0.529 J	0.839	0.812	0.51	0.743	2.45 J	0.888 J	1.94
PCB-130	52663-66-8	ng/g	230	14	1.59 J	1.85 J	< 0.0968 UJ	2.69 J	1.21 J	2.53 J	0.991 J	1.34 J	1.13 J	0.998 J	0.832 J	3.26 J	1.2 J	2.65 J
PCB-131/142	PCB-131/142	ng/g	230	14	0.312 J	0.386 J	< 0.0217 UJ	0.518 J	0.21 J	0.602 J	0.228 J	0.298	0.327	< 0.0217 U	< 0.0216 U	0.814 J	< 0.0213 UJ	0.768
PCB-132/168	PCB-132/168	ng/g	230	14	6.49	7.41	0.791	11.3	4.73	11.7	4.15	5.55	5.5	4.09	3.52	15.2 J	4.52	12.4
PCB-133	35694-04-3	ng/g	230	14	0.505	0.616	< 0.104 U	0.672	0.355	0.827	0.467	0.355	0.431	0.333	0.237	0.897 J	0.337	0.771
PCB-134	52704-70-8	ng/g	230	14	1.12	1.39	< 0.138 U	1.99	0.643	1.96	0.673	0.914	0.928	0.642	0.62	2.43 J	0.698	2.04
PCB-135/144	PCB-135/144	ng/g	230	14	3.1 J	3.83 J	0.287 J	5.15 J	2 J	5.35 J	1.69 J	2.34	2.16	1.94	1.67	6.47 J	2.23 J	4.82
PCB-136	38411-22-2	ng/g	230	14	2.44 J	2.86 J	0.309 J	4.03 J	1.42 J	4.2 J	1.38 J	1.82	1.83	1.32	1.43	4.89 J	1.71 J	3.86
PCB-137	35694-06-5	ng/g	230	14	1.38	1.5	< 0.131 U	2.36	0.976	2.47	0.823	1.1	0.866	0.911	0.674	3.16 J	1	2.65
PCB-138/163/164	PCB-138/163/164	ng/g	230	14	22.5 J	25.7 J	2.76 J	38.7 J	15.7 J	38.3 J	13.9 J	18	16.6	13.6	11.7	51.8 J	15.3 J	38.1
PCB-139/149	PCB-139/149	ng/g	230	14	13.8 J	16.7 J	1.62 J	23.2 J	8.6 J	23.6 J	8.37 J	10.4	10.2	7.91	7.35	29.2 J	9.63 J	21.7
PCB-140	59291-64-4	ng/g	230	14	< 0.0605 U	< 0.0617 U	< 0.0637 U	0.303	< 0.0431 U	0.277	< 0.0613 U	< 0.0638 U	< 0.0624 U	< 0.0638 U	< 0.0635 U	0.333 J	< 0.0625 U	< 0.0613 U
PCB-141	52712-04-6	ng/g	230	14	2.94	3.91	0.395	4.7	1.92	5.5	1.67	2.35 J	2.21 J	1.79 J	1.66 J	7.29 J	1.96	5.94 J
PCB-143	68194-15-0	ng/g	230	14	< 0.0609 U	< 0.0621 U	< 0.0641 U	< 0.0636 U	< 0.0434 U	< 0.0616 U	< 0.0617 U	< 0.0642 U	< 0.0628 U	< 0.0642 U	< 0.0639 U	< 0.0635 UJ	< 0.0629 U	< 0.0617 U
PCB-145	74472-40-5	ng/g	230	14	< 0.0761 U	< 0.0775 U	< 0.0801 U	< 0.0795 U	< 0.0542 U	< 0.0769 U	< 0.0771 U	< 0.0802 U	< 0.0784 U	< 0.0801 U	< 0.0798 U	< 0.0793 UJ	< 0.0785 U	< 0.077 U
PCB-146	51908-16-8	ng/g	230	14	2.69	3	0.404	4.08	1.65	4.26	1.51	1.94	1.93	1.66	1.38	5.46 J	1.78	3.63
PCB-147	68194-13-8	ng/g	230	14	1.02	1.02	< 0.0775 U	1.41	0.645	1.34	0.622	0.98	0.814	0.574	0.54	1.89 J	0.736	1.25
PCB-148	74472-41-6	ng/g	230	14	< 0.0657 U	< 0.0669 U	< 0.0691 U	< 0.0686 U	< 0.0468 U	< 0.0664 U	< 0.0665 U	< 0.0692 U	< 0.0677 U	< 0.0691 U	< 0.0689 U	< 0.0684 UJ	< 0.0677 U	< 0.0665 U
PCB-150	68194-08-1	ng/g	230	14	< 0.0753 U	< 0.0767 U	< 0.0793 U	0.0929 J	< 0.0536 U	< 0.0761 U	< 0.0763 U	< 0.0794 U	< 0.0776 U	< 0.0793 U	< 0.079 U	0.142 J	< 0.0777 U	< 0.0763 U
PCB-151	52663-63-5	ng/g	230	14	3.23 J	4.54 J	0.409 J	5.35 J	2.01 J	5.64 J	1.87 J	2.63	2.66	2	1.91	6.92 J	2.49 J	4.86
PCB-152	68194-09-2	ng/g	230	14	< 0.0833 U	< 0.0848 U	< 0.0876 U	0.127 J	< 0.0593 U	< 0.0841 U	< 0.0843 U	< 0.0877 U	< 0.0858 U	< 0.0877 U	< 0.0873 U	0.225 J	< 0.0859 U	< 0.0843 U
PCB-153	35065-27-1	ng/g	230	14	14.3 J	17.9 J	1.79 J	24.3 J	9.2 J	25.6 J	8.76 J	11.5	10.6	8.61	7.85	32.3 J	10.1 J	23.4
PCB-154	60145-22-4	ng/g	230	14	0.476	0.531	< 0.0506 U	0.726	0.342	0.658	0.337	0.388 J	0.355 J	0.271 J	0.281 J	0.914 J	0.394	0.575 J
PCB-155	33979-03-2	ng/g	230	14	< 0.0405 U	< 0.0413 U	< 0.0426 U	< 0.0423 U	< 0.0288 U	< 0.0409 U	< 0.041 U	< 0.0427 U	< 0.0417 U	< 0.0426 U	< 0.0425 U	< 0.0422 UJ	< 0.0418 U	< 0.041 U
PCB-156	38380-08-4	ng/g	120	14	2.06	2.43	0.293	3.32	1.43	3.75	1.2	1.63	1.44	1.51	1.05	5.08 J	1.47	4.2
PCB-157	69782-90-7	ng/g	120	14	0.726 J	0.794 J	< 0.0592 UJ	1.14 J	0.533 J	1.3 J	0.423 J	0.549 J+	< 0.0579 U	0.401 J+	< 0.0589 U	1.92 J	0.689 J	1.06 J+
PCB-158/160	PCB-158/160	ng/g	230	14	2.24	2.5	0.306	3.48	1.58	3.59	1.3	1.89	1.46	1.23	1.25	4.85 J	1.57	4.13
PCB-159	39635-35-3	ng/g	230	14	< 0.0668 U	< 0.068 U	< 0.0703 U	< 0.0698 U	< 0.0476 U	< 0.0675 U	< 0.0677 U	< 0.0704 U	< 0.0688 U	< 0.0703 U	< 0.07 U	< 0.0696 UJ	< 0.0689 U	< 0.0677 U
PCB-161	74472-43-8	ng/g	230	14	< 0.063 U	< 0.0642 U	< 0.0663 U	< 0.0658 U	< 0.0449 U	< 0.0637 U	< 0.0638 U	< 0.0664 U	< 0.0649 U	< 0.0663 U	< 0.0661 U	< 0.0656 UJ	< 0.065 U	< 0.0638 U
PCB-162	39635-34-2	ng/g	230	14	< 0.0645 U	< 0.0657 U	< 0.0679 U	< 0.0674 U	< 0.046 U	< 0.0652 U	< 0.0654 U	< 0.068 U	< 0.0665 U	< 0.0679 U	< 0.0677 U	< 0.0672 UJ	< 0.0666 U	< 0.0654 U
PCB-165	74472-46-1	ng/g	230	14	< 0.0903 U	< 0.092 U	< 0.095 U	< 0.0943 U	< 0.0643 U	< 0.0912 U	< 0.0914 U	< 0.0951 U	< 0.093 U	< 0.095 U	< 0.0947 U	< 0.094 UJ	< 0.0931 U	< 0.0914 U
PCB-166	41411-63-6	ng/g	230	14	< 0.0808 U	< 0.0823 U	< 0.085 U	< 0.0844 U	< 0.0575 U	< 0.0817 U	< 0.0818 U	< 0.0851 U	< 0.0833 U	< 0.0851 U	< 0.0847 U	< 0.0842 UJ	< 0.0834 U	< 0.0818 U
PCB-167	52663-72-6	ng/g	120	14	0.887 J	0.97 J	0.171 J	1.63 J	0.808 J	1.66 J	0.732 J	0.738 J	0.579 J	0.573 J	0.432 J	2.25 J	0.838 J	1.8 J
PCB-169	32774-16-6	ng/g	0.12	14	< 0.0488 U	< 0.0497 U	< 0.0514 U	< 0.051 U	< 0.0348 U	< 0.0493 U	< 0.0495 U	< 0.0514 U	< 0.0503 U	< 0.0514 U	< 0.0512 U	< 0.0509 UJ	< 0.0504 U	< 0.0494 U
PCB-170/190	PCB-170/190	ng/g	230	14	3.9 J	5.26 J	0.677 J	6.76 J	2.37 J	6.55 J	2.64 J	3.47	3.45	2.23	2.09	12.8 J	3.18 J	4.89
PCB-171	52663-71-5	ng/g	230	14	1.25	1.39	0.209	1.77	0.746	1.8	0.78	0.899 J	0.921 J	0.653 J	0.513 J	3.45 J	0.733	1.4 J
PCB-172/192	PCB-172/192	ng/g	230	14	0.588	< 0.143 U	< 0.147 U	< 0.146 U	< 0.0997 U	< 0.142 U	< 0.142 U	0.439	0.482	0.339	< 0.147 U	1.73 J	0.446	0.706
PCB-173	68194-16-1	ng/g	230	14	< 0.0853 U	< 0.0869 U	< 0.0898 U	0.227	< 0.0608 U	< 0.0862 U	< 0.0864 U	< 0.0899 U	< 0.088 U	< 0.0899 U	< 0.0895 U	0.34 J	< 0.088 U	< 0.0864 U
PCB-174	38411-25-5	ng/g	230	14	3.19 J	4.62 J	0.631 J	5.54 J	2.06 J	5.41 J	2.18 J	2.61	2.57	2.07	1.75	9.75 J	2.26 J	3.55
PCB-175	40186-70-7	ng/g	230	14	0.167 J	0.2	< 0.0641 U	0.28	< 0.0434 U	0.3	< 0.0617 U	< 0.0642 U	< 0.0628 U	< 0.0642 U	< 0.0639 U	0.434 J	< 0.0629 U	< 0.0617 U
PCB-176	52663-65-7	ng/g	230	14	0.488 J	0.529 J	< 0.0691 UJ	0.609 J	0.288 J	0.66 J	0.264 J	0.455	0.261	0.272	0.228	1.17 J	0.337 J	0.496
PCB-177	52663-70-4	ng/g	230	14	2.26 J	2.89 J	0.333 J	3.46 J	1.29 J	3.15 J	1.36 J	1.6	1.81	1.49	0.859	5.96 J	1.72 J	2.18
PCB-178	52663-67-9	ng/g	230	14	0.859 J	1.12 J	< 0.0844 UJ	1.31 J	0.598 J	1.24 J	0.549 J	0.665 J	0.667 J	0.546 J	0.505 J	2.19 J	0.643 J	0.735 J
PCB-179	52663-64-6	ng/g	230	14	1.3	1.98	0.203	2.03	0.716	2	0.83	0.965	1.08	0.801	0.657	3.14 J	1	1.31
PCB-180	35065-29-3	ng/g	230	14	7.05 J	9.76 J	1.13 J	11.5 J	4.38 J	11.1 J	4.63 J	5.85	5.89	4.68	3.56	24.1 J	5.13 J	7.19
PCB-181	74472-47-2	ng/g	230	14	< 0.0897 U	< 0.0914 U	< 0.0944 U	< 0.0937 U	< 0.0639 U	< 0.0906 U	< 0.0909 U	< 0.0945 U	< 0.0924 U	< 0.0944 U	< 0.0941 U	< 0.0934 UJ	< 0.0925 U	< 0.0908 U
PCB-182/187	PCB-182/187	ng/g	230	14	4.17 J	5.85 J	0.636 J	6.84 J	2.6 J	6.42 J	2.8 J	3.38	3.39	2.58	2.17	11.6 J	3.1 J	3.79
PCB-183	52663-69-1	ng/g	230	14	1.7 J	2.47 J	0.312 J	2.82 J	1.16 J	2.91 J	1.15 J	1.39 J	1.37 J	1.05 J	0.785 J	5.97 J	1.29 J	1.86 J
PCB-184	74472-48-3	ng/g	230	14	< 0.0471 U	< 0.048 U	< 0.0496 U	< 0.0492 U	< 0.0336 U	< 0.0476 U	< 0.0477 U	< 0.0496 U	< 0.0486 U	< 0.0496 U	< 0.0494 U	< 0.0491 UJ	< 0.0486 U	< 0.0477 U
PCB-185	52712-05-7	ng/g	230	14	0.469 J	0.687 J	< 0.0727 UJ	0.644 J	0.304 J	0.731 J	0.313 J	0.284	0.3	0.292	0.247	1.31 J	0.396 J	0.416
PCB-186	74472-49-4	ng/g	230	14	< 0.0708 U	< 0.0721 U	< 0.0745 U	< 0.0739 U	< 0.0504 U	< 0.0715 U	< 0.0717 U	< 0.0746 U	< 0.0729 U	< 0.0745 U	< 0.0742 U	< 0.0737 UJ	< 0.073 U	< 0.0717 U
PCB-188	74487-85-7	ng/g	230	14	< 0.0515 U	< 0.0524 U	< 0.0542 U	< 0.0538 U	< 0.0367 U	< 0.052 U	< 0.0521 U	< 0.0542 U	< 0.053 U	< 0.0542 U	< 0.054 U	< 0.0536 UJ	< 0.0531 U	< 0.0521 U
PCB-189	39635-31-9	ng/g	130	14	< 0.053 U	0.299	< 0.0558 U	0.337	< 0.0377 U	0.336	< 0.0537 U	< 0.0558 U	< 0.0546 U	< 0.0558 U	< 0.0556 U	0.634 J	< 0.0547 U	0.346 J+
PCB-191	74472-50-7	ng/g	230	14	0.226	0.268	< 0.138 U	0.221	< 0.0934 U	0.256	< 0.133 U	< 0.138 U	< 0.135 U	< 0.138 U	< 0.138 U	0.647 J	< 0.135 U	0.242
PCB-193	69782-91-8	ng/g	230	14	0.348 J	0.557 J	< 0.186 UJ	0.532 J	0.297 J	0.571 J	0.297 J	0.349	0.28	0.232	0.202	1.34 J	0.29 J	0.368

Table 28
Phase 2 Reach Sediment Analytical Results
Phase 2 Data Evaluation Summary Memorandum
Lower Neponset River
Boston and Milton, Massachusetts

					Location	24A-0122	24A-0123	24A-0124	24A-0125	24A-0126	24A-0127	24A-0128	24A-0129	24A-0130	24A-0131	24A-0132	24A-0133	24A-0134	24A-0135
					Sample Name	24A-0122-AS	24A-0123-AS	24A-0124-AS	24A-0125-AS	24A-0126-AS	24A-0127-AS	24A-0128-AS	24A-0129-AS	24A-0130-AS	24A-0131-AS	24A-0132-AS	24A-0133-AS	24A-0134-AS	24A-0135-AS
					Sample Date	10/22/2024	10/22/2024	10/22/2024	10/21/2024	10/21/2024	10/21/2024	10/21/2024	10/21/2024	10/21/2024	10/21/2024	10/21/2024	10/21/2024	10/21/2024	10/18/2024
					Sample Type	N	N	N	N	N	N	N	N	N	N	N	N	N	N
					Depth Interval	0 - 0.5 ft	0 - 0.5 ft	0 - 0.5 ft	0 - 0.5 ft	0 - 0.5 ft	0 - 0.5 ft	0 - 0.5 ft	0 - 0.5 ft	0 - 0.5 ft	0 - 0.5 ft	0 - 0.5 ft	0 - 0.5 ft	0 - 0.4 ft	0 - 0.3 ft
Analyte	Cas No.	Units	Human Health PAL	Ecological PAL														
PCB-194	35694-08-7	ng/g	230	14	2.62	3.47	< 0.159 U	4.54	1.18	3.81	1.42	2.4 J	2.08 J	1.9 J	1.38 J	9.57 J	1.83	1.45 J
PCB-195	52663-78-2	ng/g	230	14	0.72	0.962	< 0.152 U	1.32	< 0.103 U	1.17	0.66	1.26	0.794	< 0.152 U	0.486	3.4 J	0.784	1.02
PCB-196/203	PCB-196/203	ng/g	230	14	2.65	3.49	0.447	4.03	1.55	3.33	1.46	2.34	2.15	2.18	1.34	10.6 J	1.52	1.8
PCB-197	33091-17-7	ng/g	230	14	< 0.0564 U	< 0.0574 U	< 0.0594 U	< 0.0589 U	< 0.0402 U	< 0.057 U	< 0.0571 U	< 0.0594 U	< 0.0581 U	< 0.0594 U	< 0.0591 U	0.278 J	< 0.0582 U	< 0.0571 U
PCB-198	68194-17-2	ng/g	230	14	< 0.0957 U	< 0.0975 U	< 0.101 U	< 0.1 U	< 0.0682 U	< 0.0968 U	< 0.097 U	< 0.101 U	< 0.0987 U	< 0.101 U	< 0.1 U	0.619 J	< 0.0988 U	< 0.097 U
PCB-199	52663-75-9	ng/g	230	14	2.16	2.92	0.46	3.41	1.31	2.94	1.24	2.12	2.17	1.61	0.826	7.85 J	1.62	1.71
PCB-200	52663-73-7	ng/g	230	14	0.301	0.396	< 0.086 U	0.417	< 0.0582 U	0.41	0.307	< 0.0861 U	0.344	< 0.0861 U	< 0.0857 U	1.04 J	< 0.0843 U	< 0.0828 U
PCB-201	40186-71-8	ng/g	230	14	0.271	0.391	< 0.0516 U	0.435	< 0.0349 U	0.383	< 0.0496 U	< 0.0516 U	0.34	< 0.0516 U	< 0.0514 U	0.963 J	< 0.0506 U	< 0.0496 U
PCB-202	2136-99-4	ng/g	230	14	0.478 J	0.69 J	< 0.0645 UJ	0.584 J	0.258 J	0.676 J	0.268 J	0.354 J	0.241 J	0.249 J	< 0.0643 UJ	1.17 J	0.255 J	< 0.0621 UJ
PCB-204	74472-52-9	ng/g	230	14	< 0.0948 U	< 0.0966 U	< 0.0998 U	< 0.099 U	< 0.0675 U	< 0.0958 U	< 0.096 U	< 0.0999 UJ	< 0.0977 UJ	< 0.0998 UJ	< 0.0994 UJ	< 0.0988 UJ	< 0.0978 U	< 0.096 UJ
PCB-205	74472-53-0	ng/g	230	14	< 0.0524 U	< 0.0534 U	< 0.0552 U	< 0.0547 U	< 0.0373 U	< 0.053 U	< 0.0531 U	< 0.0552 UJ	< 0.054 UJ	< 0.0552 UJ	< 0.055 UJ	0.868 J	< 0.0541 U	< 0.0531 UJ
PCB-206	40186-72-9	ng/g	230	14	1.54	1.52	< 0.053 U	2.2	0.909	2.03	0.856	1.08	1.28	0.706	0.7	4.56 J	1.04	0.85
PCB-207	52663-79-3	ng/g	230	14	< 0.0664 U	< 0.0677 U	< 0.0699 U	0.271	< 0.0473 U	0.261	< 0.0673 U	< 0.07 U	< 0.0685 U	< 0.0699 U	< 0.0696 U	0.652 J	< 0.0685 U	< 0.0673 U
PCB-208	52663-77-1	ng/g	230	14	0.595	0.585	< 0.0699 U	0.721	< 0.0473 U	0.755	0.272	0.451 J	0.324 J	0.429 J	< 0.0696 UJ	1.22 J	< 0.0685 U	< 0.0673 UJ
PCB-209	2051-24-3	ng/g	230	14	1.27 J	1.24 J	< 0.046 UJ	1.67 J	0.711 J	7.77 J	0.7 J	0.91 J	0.874 J	0.586 J	0.51 J	2.74 J	1.24 J	0.577 J
Total Decachlorobiphenyls	RA_Total_DECPCB	ng/g	230	14	1.27	1.24	< 0.046 U	1.67	0.711	7.77	0.7	0.91	0.874	0.586	0.51	2.74	1.24	0.577
Total Dichlorobiphenyls	RA_Total_DIPCB	ng/g	230	14	256.69	129.906	4.86	179.72	48.159	218.82	118.203	77.175	139.08	72.947	92.78	229.56	85.545	81.645
Total Heptachlorobiphenyls	RA_Total_HEPPCB	ng/g	230	14	27.965	37.88	4.131	44.88	16.809	43.434	17.793	22.356	22.471	17.235	13.566	86.565	20.525	29.479
Total Hexachlorobiphenyls	RA_Total_HEXPCB	ng/g	230	14	89.358	105.887	10.046	150.249	59.893	154.624	54.355	70.811	66.202	53.533	47.209	200.345	62.89	150.544
Total Monochlorobiphenyls	RA_Total_MONPCB	ng/g	230	14	33.867	23.367	0.768	26.766	5.81	22.789	19.93	10.76	23.92	10.86	11.4	44.849	13.4	18.1
Total Nonachlorobiphenyls	RA_Total_NONPCB	ng/g	230	14	2.135	2.105	< 0.0699 U	3.192	0.909	3.046	1.128	1.531	1.604	1.135	0.7	6.432	1.04	0.85
Total Octachlorobiphenyls	RA_Total_OCTPCB	ng/g	230	14	9.2	12.319	0.907	14.736	4.298	12.719	5.355	8.474	8.119	5.939	4.032	36.358	6.009	5.98
Total Pentachlorobiphenyls	RA_Total_PENPCB	ng/g	230	14	212.722	254.129	19.359	340.925	119.286	325.295	112.995	155.451	162.24	118.033	117.311	381.258	140.861	249.984
Total Tetrachlorobiphenyls	RA_Total_TETPCB	ng/g	230	14	498.325	594.716	50.255	710.4	238.791	701.077	262.837	325.84	401.817	247.551	281.916	770.833	343.878	281.9
Total Trichlorobiphenyls	RA_Total_TRICPB	ng/g	230	14	451.385	369.44	27.136	502.557	164.278	550.114	188.659	221.409	334.278	176.244	255.406	558.805	241.632	183.425
Total PCB Congeners	RA_Tot_PCB_Cong	ng/g	120	14	1582.92	1530.99	117.462	1975.09	658.944	2039.69	781.955	894.717	1160.6	704.063	824.83	2317.74	917.02	1002.48
Total PCB TEQ (Bird)	RA-TEQ-B-PCB	ng/g			0.27459737	0.37072899	0.04225621	0.43574107	0.13590055	0.33305756	0.14634371	0.19216343	0.2070973	0.15139807	0.14576932	0.53153584	0.20693598	0.21568283
Total PCB TEQ (Fish)	RA-TEQ-F-PCB	ng/g			0.000746005	0.001105095	0.00009932	0.001388435	0.00038669	0.00091558	0.00037615	0.000529735	0.00055259	0.00041384	0.00039071	0.00164612	0.00051858	0.00087121
Total PCB TEQ (Mammal)	RA-TEQ-M-PCB	ng/g			0.00174603	0.00185107	0.00017392	0.00281101	0.00097014	0.00217348	0.0007969	0.00126841	0.00125554	0.00097804	0.00089426	0.00336772	0.00104648	0.00218546
TAL Metals and Mercury																		
Aluminum	7429-90-5	mg/kg	7700	25000	5700	5900	5300	4200	3300	5100 J	3500	3500	4700	4000	3900	8700 J	3400	3100
Calcium	7440-70-2	mg/kg			2900	2000	2100	1400	1700	3000 J	1400	1300	3000	2500	2000	3100 J	2500	1800
Iron	7439-89-6	mg/kg	5500	20000	27000	12000	14000	9100	7000	9700 J	8300	7300	11000	8500	8700	20000 J	9900	8600
Magnesium	7439-95-4	mg/kg			2600	4000	2100	1300	1300	1600 J	1400	1300	2000	1600	1700	2400 J	1300	1300
Potassium	7440-09-7	mg/kg			300 J	380 J	370 J	< 1100 U	< 1100 U	390 J	260 J	< 980 U	380 J	< 1500 U	< 1000 U	610 J	< 1200 U	340 J
Sodium	7440-23-5	mg/kg			260 J	190 J	160 J	260 J	240 J	410 J	150 J	190 J	280 J	350 J	200 J	480 J	290 J	220 J
Antimony	7440-36-0	mg/kg	3.1	2	1.2 J	1.0 J	< 1.6 U	< 2.1 U	< 2.1 U	1.1 J	< 1.5 U	< 1.9 U	< 2.2 U	< 2.7 U	< 2.1 U	2.5 J	< 2.4 U	< 1.6 U
Arsenic	7440-38-2	mg/kg	0.68	9.8	4.3	3.9	2.9	7.4	2.9	5.4 J	2.3	2.5	2.7	3.1	2.8	10 J	3.1	2.7
Barium	7440-39-3	mg/kg	1500	20	75	52	29	66	38	60 J	42	34	45	62	54	180 J	65	60
Beryllium	7440-41-7	mg/kg	16		0.30 J-	0.46 J-	0.34 J-	0.55 J-	0.43 J-	0.60 J	0.31 J-	0.29 J-	0.38 J-	0.54 J-	0.36 J-	1.2 J	0.48 J-	0.31 J-
Cadmium	7440-43-9	mg/kg	0.71	1	0.84 J	0.57 J	0.43 J	0.45 J	0.58 J	1.4 J	0.44 J	0.37 J	0.49 J	0.84 J	0.57 J	2.0 J	0.76 J	0.59 J
Chromium, Total	7440-47-3	mg/kg	0.95	43.4	74	26	7.9	33	18	35 J	17	15	18	14	15	76 J	23	11 EB
Cobalt	7440-48-4	mg/kg	2.3	50	8.3	6.8	4.7	5.2	4.1	5.5 J	4.4	3.2	5.4	5.4	5.1	14 J	5.8	5.0
Copper	7440-50-8	mg/kg	310	31.6	44	140	17	47	25	62 J	21	22	27	27	24	110 J	32	16
Lead	7439-92-1	mg/kg	200	35.8	110 EB	200 EB	57 EB	120 EB	78 EB	190 JEB	77 EB	60 EB	77 EB	100 EB	72 EB	75 JEB	91 EB	45
Manganese	7439-96-5	mg/kg	180	460	280 EB	210 EB	260 EB	280 JEB	190 JEB	370 JEB	310 JEB	210 JEB	300 JEB	380 JEB	480 JEB	120 JEB	330 JEB	890 EB
Nickel	7440-02-0	mg/kg	140	22.7	14	13	6.2	7.4	6.3	10 J	5.2	4.5	6.5	6.9	6.2	19 J	7.4	5.6
Selenium	7782-49-2	mg/kg	39	11	< 4.5 U	< 4.6 U	< 4.1 U	< 5.2 U	< 5.2 U	0.80 J	< 3.8 U	< 4.7 U	< 5.6 U	< 6.8 U	< 5.2 U	1.8 J	< 6.0 U	< 4.0 U
Silver	7440-22-4	mg/kg	39	1	0.25 J+	0.20 J+	< 0.82 U	0.30 J	< 1.0 U	0.35 J	< 0.76 U	< 0.94 U	0.24 J	< 1.4 U	< 1.0 U	0.83 J	< 1.2 U	< 0.79 U
Thallium	7440-28-0	mg/kg	0.078		< 0.91 U	< 0.91 U	< 0.82 U	< 1.0 U	< 1.0 U	< 0.46 UJ	< 0.76 U	< 0.94 U	< 1.1 U	< 1.4 U	< 1.0 U	< 0.47 UJ	< 1.2 U	< 0.79 U
Vanadium	7440-62-2	mg/kg	39		20	25	12	23	14	25 J	9.6	10	11	13	11	47 J	15	7.3
Zinc	7440-66-6	mg/kg	2300	121	230 EB	190 EB	89 EB	98 EB	110 EB	170 JEB	89 EB	75 EB	130 EB	160 EB	120 EB	340 JEB	150 EB	120
Mercury	7439-97-6	mg/kg	2.3	0.18	0.25	0.27	0.061 J	0.38 J-	0.20 J-	0.18 J	0.17 J-	0.82 J-	0.30 J-	0.26 J-	0.15 J-	0.17 J	0.26 J-	0.33
TCL VOCs																		
1,1,1-Trichloroethane (TCA)	71-55-6	ug/kg	810000	70	< 8.1 U	< 8.1 U	< 9.0 U	< 15 U	< 8.1 U	< 10 U	< 7.9 U	< 8.0 U	< 7.7 U	< 11 U	< 5.4 U	< 18 U	< 7.4 U	< 6.9 U
1,1,2,2-TETRACHLOROETHANE	79-34-5	ug/kg	600	250	< 8.1 U	< 8.1 U	< 9.0 U	< 15 U	< 8.1 U	< 10 U	< 7.9 U	< 8.0 U	< 7.7 U	< 11 U	< 5.4 U	< 18 U	< 7.4 U	< 6.9 U
1,1,2-TRICHLORO-1,2,2-TRIFLUOROETHANE	76-13-1	ug/kg	670000		< 8.1 U	< 8.1 U	< 9.0 U	< 15 U	< 8.1 U	< 10 U	< 7.9 U	< 8.0 U	< 7.7 U	< 11 U	< 5.4 U	< 18 U	< 7.4 U	< 6.9 U
1,1,2-Trichloroethane	79-00-5	ug/kg	150	538	< 8.1 U	< 8.1 U	< 9.0 U	< 15 U	< 8.1 U	< 10 U	< 7.9 U	< 8.0 U	< 7.7 U	< 11 U	< 5.4 U	< 18 U	< 7.4 U	< 6.9 U
1,1-Dichloroethane	75-34-3	ug/kg	3600	20	< 8.1 U	< 8.1 U	< 9.0 U	< 15 U	< 8.1 U	< 10 U	< 7.9 U	< 8.0 U	< 7.7 U	< 11 U	< 5.4 U	< 18 U	< 7.4 U	< 6.9 U
1,1-Dichloroethene	75-35-4	ug/kg	480	100	< 8.1 U	< 8.1 U	< 9.0 U	< 15 UJ	< 8.1 UJ	< 10 UJ	< 7.9 UJ	< 8.0 UJ	< 7.7 UJ	< 11 U	< 5.4 UJ	< 18 UJ	< 7.4 U	< 6.9 UJ
1,2,3-Trichlorobenzene	87-61-6	ug/kg	6300	113	< 8.1 U	< 8.1 U	< 9.0 U	< 15 U	< 8.1 U	< 10 UJ	< 7.9 UJ	< 8.0 U	< 7.7 U	< 11 U	< 5.4 U	< 18 UJ	< 7.4 U	< 6.9 U
1,2,3-TRICHLOROPROPANE	96-18-4	ug/kg	5.1		< 8.1 U	< 8.1 U	< 9.0 U	< 15 U	< 8.1 U	< 10 U	< 7.9 U	< 8.0 U	< 7.7 U	< 11 U	< 5.4 U	< 18 U	< 7.4 U	< 6.9 U
1,2,4-TRICHLOROBENZENE	120-82-1	ug/kg	5800	11	< 8.1 U	< 8.1 U	< 9.0 U	< 15 U	< 8.1 U	< 10 UJ	< 7.9 UJ	< 8.0 U	< 7.7 U	< 11 U	< 5.4 U	< 18 UJ	< 7.4 U	< 6.9 U
1,2,4-Trimethylbenzene	95-63-6	ug/kg	30000	97	< 8.1 U	< 8.1 U	< 9.0 U	< 15 U	< 8.1 U	< 10 U	< 7.9 UJ	< 8.0 U	< 7.7 U	< 11 U	< 5.4 U	< 18 U	< 7.4 U	< 6.9 U
1,2-Dibromo-3-Chloropropane	96-12-8	ug/kg	5.3		< 8.1 U	< 8.1 U	< 9.0 U	< 15 U	< 8.1 U	< 10 U	< 7.9 U	< 8.0 U	< 7.7 U	< 11 U	< 5.4 U	< 18 U	< 7.4 U	< 6.9 U
1,2-Dibromoethane (Ethylene Dibromide)	106-93-4	ug/kg	36		< 8.1 U	< 8.1 U	< 9.0 U	< 15 U	< 8.1 U	< 10 U	< 7.9 UJ	< 8.0 U	< 7.7 U	< 11 U	< 5.4 U	< 18 U	< 7.4 U	< 6.9 U
1,2-Dichlorobenzene	95-50-1	ug/kg	180000	95	< 8.1 U	< 8.1 U	< 9.0 U	< 15 U	< 8.1 U	< 10 UJ	< 7.9 UJ	< 8.0 U	< 7.7 U	< 11 U	< 5.4 U	< 18 UJ	< 7.4 U	< 6.9 U
1,2-Dichloroethane	107-06-2	ug/kg	460	986	< 8.1 U	< 8.1 U	< 9.0 U	< 15 U	< 8.1 U	< 10 U	< 7.9 U	< 8.0 U	< 7.7 U	< 11 U	< 5.4 U	< 18 U	< 7.4 U	< 6.9 U
1,2-DICHLOROPROPANE	78-87-5	ug/kg	1600	428	< 8.1 U	< 8.1 U	< 9.0 U	< 15 U	< 8.1 U	< 10 U	< 7.9 U	< 8.0 U	< 7.7 U	< 11 U	< 5.4 U	< 18 U	< 7.4 U	< 6.9 U
1,3,5-Trimethylbenzene (Mesitylene)	108-67-8	ug/kg	27000	164	< 8.1 U	< 8.1 U	< 9.0 U	< 15 U	< 8.1 U	< 10 U	< 7.9 U	< 8.0 U	< 7.7 U	< 11 U	< 5.4 U	< 18 U	< 7.4 U	< 6.9 U

Table 28
Phase 2 Reach Sediment Analytical Results
Phase 2 Data Evaluation Summary Memorandum
Lower Neponset River
Boston and Milton, Massachusetts

					Location	24A-0122	24A-0123	24A-0124	24A-0125	24A-0126	24A-0127	24A-0128	24A-0129	24A-0130	24A-0131	24A-0132	24A-0133	24A-0134	24A-0135
					Sample Name	24A-0122-AS	24A-0123-AS	24A-0124-AS	24A-0125-AS	24A-0126-AS	24A-0127-AS	24A-0128-AS	24A-0129-AS	24A-0130-AS	24A-0131-AS	24A-0132-AS	24A-0133-AS	24A-0134-AS	24A-0135-AS
					Sample Date	10/22/2024	10/22/2024	10/22/2024	10/21/2024	10/21/2024	10/21/2024	10/21/2024	10/21/2024	10/21/2024	10/21/2024	10/21/2024	10/21/2024	10/21/2024	10/18/2024
					Sample Type	N	N	N	N	N	N	N	N	N	N	N	N	N	N
					Depth Interval	0 - 0.5 ft	0 - 0.5 ft	0 - 0.5 ft	0 - 0.5 ft	0 - 0.5 ft	0 - 0.5 ft	0 - 0.5 ft	0 - 0.5 ft	0 - 0.5 ft	0 - 0.5 ft	0 - 0.5 ft	0 - 0.5 ft	0 - 0.4 ft	0 - 0.3 ft
Analyte	Cas No.	Units	Human Health PAL	Ecological PAL														
1,3-DICHLOROBENZENE	541-73-1	ug/kg	2600	89	< 8.1 U	< 8.1 U	< 9.0 U	< 15 U	< 8.1 U	< 10 UJ	< 7.9 UJ	< 8.0 U	< 7.7 U	< 11 U	< 5.4 U	< 18 UJ	< 7.4 U	< 6.9 U
1,4-DICHLOROBENZENE	106-46-7	ug/kg	2600	30	< 8.1 U	< 8.1 U	< 9.0 U	< 15 U	< 8.1 U	< 10 UJ	< 7.9 UJ	< 8.0 U	< 7.7 U	< 11 U	< 5.4 U	< 18 UJ	< 7.4 U	< 6.9 U
2-HEXANONE	591-78-6	ug/kg	20000	45	< 16 U	< 16 U	< 18 U	< 30 U	< 16 U	< 20 U	< 16 U	< 16 U	< 15 U	< 22 U	< 11 U	< 36 U	< 15 U	< 14 U
ACETONE	67-64-1	ug/kg	7000000	65	110 EB	< 16 U	< 18 U	< 30 U	< 16 U	< 20 U	< 16 U	< 16 U	< 15 U	43 EB	24 EB	< 36 U	< 15 U	< 14 U
Benzene	71-43-2	ug/kg	1200	10	< 8.1 U	< 8.1 U	< 9.0 U	< 15 U	< 8.1 U	< 10 U	< 7.9 U	< 8.0 U	< 7.7 U	< 11 U	< 5.4 U	< 18 U	< 7.4 U	< 6.9 U
BROMOCHLOROMETHANE	74-97-5	ug/kg	15000		< 8.1 U	< 8.1 U	< 9.0 U	< 15 U	< 8.1 U	< 10 U	< 7.9 U	< 8.0 U	< 7.7 U	< 11 U	< 5.4 U	< 18 U	< 7.4 U	< 6.9 U
BROMODICHLOROMETHANE	75-27-4	ug/kg	290	210	< 8.1 U	< 8.1 U	< 9.0 U	< 15 U	< 8.1 U	< 10 U	< 7.9 U	< 8.0 U	< 7.7 U	< 11 U	< 5.4 U	< 18 U	< 7.4 U	< 6.9 U
BROMOFORM	75-25-2	ug/kg	19000	142	< 8.1 U	< 8.1 U	< 9.0 U	< 15 U	< 8.1 U	< 10 U	< 7.9 U	< 8.0 U	< 7.7 U	< 11 U	< 5.4 U	< 18 U	< 7.4 U	< 6.9 U
BROMOMETHANE	74-83-9	ug/kg	680	6.5	< 8.1 U	< 8.1 U	< 9.0 U	< 15 U	< 8.1 U	< 10 U	< 7.9 U	< 8.0 U	< 7.7 U	< 11 U	< 5.4 U	< 18 U	< 7.4 U	< 6.9 U
CARBON DISULFIDE	75-15-0	ug/kg	77000	7.8	< 8.1 U	< 8.1 U	< 9.0 U	< 15 U	< 8.1 U	< 10 U	< 7.9 U	< 8.0 U	< 7.7 U	< 11 U	< 5.4 U	< 18 U	< 7.4 U	< 6.9 U
CARBON TETRACHLORIDE	56-23-5	ug/kg	650	57	< 8.1 U	< 8.1 U	< 9.0 U	< 15 U	< 8.1 U	< 10 U	< 7.9 U	< 8.0 U	< 7.7 U	< 11 U	< 5.4 U	< 18 U	< 7.4 U	< 6.9 U
Chlorobenzene	108-90-7	ug/kg	28000	30	< 8.1 U	< 8.1 U	< 9.0 U	< 15 UJ	< 8.1 UJ	< 10 UJ	< 7.9 UJ	< 8.0 U	< 7.7 UJ	< 11 U	< 5.4 U	< 18 UJ	< 7.4 U	< 6.9 UJ
CHLOROETHANE	75-00-3	ug/kg	540000		< 8.1 U	< 8.1 U	< 9.0 U	< 15 U	< 8.1 U	< 10 U	< 7.9 U	< 8.0 U	< 7.7 U	< 11 U	< 5.4 U	< 18 U	< 7.4 U	< 6.9 U
Chloroform	67-66-3	ug/kg	320	87	< 8.1 U	< 8.1 U	< 9.0 U	< 15 U	< 8.1 U	< 10 U	< 7.9 U	< 8.0 U	< 7.7 U	< 11 U	< 5.4 U	< 18 U	< 7.4 U	< 6.9 U
CHLOROMETHANE	74-87-3	ug/kg	11000		< 8.1 U	< 8.1 U	< 9.0 U	< 15 U	< 8.1 U	< 10 U	< 7.9 U	< 8.0 U	< 7.7 U	< 11 U	< 5.4 U	< 18 U	< 7.4 U	< 6.9 U
CIS-1,2-DICHLOROETHYLENE	156-59-2	ug/kg	6300	432	< 8.1 U	< 8.1 U	< 9.0 U	< 15 UJ	< 8.1 U	< 10 UJ	< 7.9 UJ	< 8.0 UJ	< 7.7 UJ	< 11 U	< 5.4 UJ	< 18 UJ	< 7.4 U	< 6.9 U
cis-1,3-Dichloropropene	10061-01-5	ug/kg	1800		< 8.1 U	< 8.1 U	< 9.0 U	< 15 U	< 8.1 U	< 10 U	< 7.9 UJ	< 8.0 U	< 7.7 U	< 11 U	< 5.4 U	< 18 U	< 7.4 U	< 6.9 U
Cyclohexane	110-82-7	ug/kg	650000		< 8.1 U	< 8.1 U	< 9.0 U	< 15 U	< 8.1 U	< 10 U	< 7.9 U	< 8.0 U	< 7.7 U	< 11 U	< 5.4 U	< 18 U	< 7.4 U	< 6.9 U
DIBROMOCHLOROMETHANE	124-48-1	ug/kg	8300	198	< 8.1 U	< 8.1 U	< 9.0 U	< 15 U	< 8.1 U	< 10 U	< 7.9 U	< 8.0 U	< 7.7 U	< 11 U	< 5.4 U	< 18 U	< 7.4 U	< 6.9 U
Dichlorodifluoromethane	75-71-8	ug/kg	8700		< 8.1 U	< 8.1 U	< 9.0 U	< 15 U	< 8.1 U	< 10 U	< 7.9 U	< 8.0 U	< 7.7 U	< 11 U	< 5.4 U	< 18 U	< 7.4 U	< 6.9 U
Ethylbenzene	100-41-4	ug/kg	5800	290	< 8.1 U	< 8.1 U	< 9.0 U	< 15 U	< 8.1 U	< 10 U	< 7.9 U	< 8.0 U	< 7.7 U	< 11 U	< 5.4 U	< 18 U	< 7.4 U	< 6.9 U
Isopropylbenzene (Cumene)	98-82-8	ug/kg	190000	35	< 8.1 U	< 8.1 U	< 9.0 U	< 15 U	< 8.1 U	< 10 U	< 7.9 U	< 8.0 U	< 7.7 U	< 11 U	< 5.4 U	< 18 U	< 7.4 U	< 6.9 U
m,p-Xylene	179601-23-1	ug/kg	55000		< 8.1 U	< 8.1 U	< 9.0 U	< 15 U	< 8.1 U	< 10 U	< 7.9 U	< 8.0 U	< 7.7 U	< 11 U	< 5.4 U	< 18 U	< 7.4 U	< 6.9 U
METHYL ACETATE	79-20-9	ug/kg	7800000		< 8.1 U	< 8.1 U	< 9.0 U	< 15 U	< 8.1 U	< 10 U	< 7.9 U	< 8.0 U	< 7.7 U	< 11 U	< 5.4 U	< 18 U	< 7.4 U	< 6.9 U
Methyl Ethyl Ketone (2-Butanone)	78-93-3	ug/kg	2700000	7604	38	< 16 U	< 18 U	< 30 U	< 16 U	< 20 U	< 16 U	< 16 U	< 15 U	< 22 U	11	< 36 U	< 15 U	< 14 U
METHYL ISOBUTYL KETONE (4-METHYL-2-PENTANONE)	108-10-1	ug/kg	3300000	73	< 16 U	< 16 U	< 18 U	< 30 U	< 16 U	< 20 U	< 16 U	< 16 U	< 15 U	< 22 U	< 11 U	< 36 U	< 15 U	< 14 U
Methylcyclohexane	108-87-2	ug/kg	9800		< 8.1 U	< 8.1 U	< 9.0 U	< 15 U	< 8.1 U	< 10 U	< 7.9 U	< 8.0 U	< 7.7 U	< 11 U	< 5.4 U	< 18 U	< 7.4 U	< 6.9 U
Methylene Chloride	75-09-2	ug/kg	35000	18	< 8.1 U	< 8.1 U	< 9.0 U	< 15 U	< 8.1 U	< 10 U	< 7.9 U	< 8.0 U	< 7.7 U	< 11 U	< 5.4 U	< 18 U	< 7.4 U	< 6.9 U
o-Xylene (1,2-Dimethylbenzene)	95-47-6	ug/kg	64000		< 8.1 U	< 8.1 U	< 9.0 U	< 15 U	< 8.1 U	< 10 U	< 7.9 U	< 8.0 U	< 7.7 U	< 11 U	< 5.4 U	< 18 U	< 7.4 U	< 6.9 U
Styrene	100-42-5	ug/kg	600000	126	< 8.1 U	< 8.1 U	< 9.0 U	< 15 U	< 8.1 U	< 10 U	< 7.9 U	< 8.0 U	< 7.7 U	< 11 U	< 5.4 U	< 18 U	< 7.4 U	< 6.9 U
TERT-BUTYL METHYL ETHER	1634-04-4	ug/kg	47000	304	< 8.1 U	< 8.1 U	< 9.0 U	< 15 U	< 8.1 U	< 10 U	< 7.9 U	< 8.0 U	< 7.7 U	< 11 U	< 5.4 U	< 18 U	< 7.4 U	< 6.9 U
Tetrachloroethylene (PCE)	127-18-4	ug/kg	8100	2	< 8.1 U	< 8.1 U	< 9.0 U	< 15 U	< 8.1 U	< 10 U	< 7.9 U	< 8.0 U	< 7.7 U	< 11 U	< 5.4 U	< 18 U	< 7.4 U	< 6.9 U
Toluene	108-88-3	ug/kg	490000	10	< 8.1 U	< 8.1 U	< 9.0 U	< 15 U	< 8.1 U	< 10 U	< 7.9 U	< 8.0 U	< 7.7 U	14	< 5.4 U	< 18 U	< 7.4 U	< 6.9 U
Trans-1,2-Dichloroethylene	156-60-5	ug/kg	7000	389	< 8.1 U	< 8.1 U	< 9.0 U	< 15 UJ	< 8.1 U	< 10 UJ	< 7.9 UJ	< 8.0 UJ	< 7.7 UJ	< 11 U	< 5.4 UJ	< 18 UJ	< 7.4 U	< 6.9 U
Trans-1,3-Dichloropropene	10061-02-6	ug/kg	1800		< 8.1 U	< 8.1 U	< 9.0 U	< 15 U	< 8.1 U	< 10 U	< 7.9 U	< 8.0 U	< 7.7 U	< 11 U	< 5.4 U	< 18 U	< 7.4 U	< 6.9 U
Trichloroethylene (TCE)	79-01-6	ug/kg	410	78	< 8.1 U	< 8.1 U	< 9.0 U	< 15 UJ	< 8.1 UJ	< 10 U	< 7.9 UJ	< 8.0 U	< 7.7 UJ	< 11 U	< 5.4 U	< 18 U	< 7.4 U	< 6.9 UJ
Trichlorofluoromethane	75-69-4	ug/kg	2300000		< 8.1 U	< 8.1 U	< 9.0 U	< 15 U	< 8.1 U	< 10 U	< 7.9 U	< 8.0 U	< 7.7 U	< 11 U	< 5.4 U	< 18 U	< 7.4 U	< 6.9 U
Vinyl Chloride	75-01-4	ug/kg	59	482	< 8.1 U	< 8.1 U	< 9.0 U	< 15 U	< 8.1 U	< 10 U	< 7.9 U	< 8.0 U	< 7.7 U	< 11 U	< 5.4 U	< 18 U	< 7.4 U	< 6.9 U
TCL SVOCs																		
1,2,4,5-TETRACHLOROBENZENE	95-94-3	ug/kg	230	187	< 330 U	< 290 U	< 360 U	< 530 U	< 310 U	< 390 U	< 280 U	< 290 U	< 310 U	< 370 U	< 280 U	< 560 U	< 310 U	< 250 U
1,4-Dioxane (P-Doxane)	123-91-1	ug/kg	5300		< 130 U	< 110 U	< 140 U	< 210 U	< 120 U	< 150 U	< 110 U	< 110 U	< 120 U	< 140 U	< 110 U	< 220 U	< 120 U	< 98 UJ
1-Methylnaphthalene	90-12-0	ug/kg	18	141	< 330 U	< 290 U	< 360 U	< 530 U	< 310 U	100 J	< 280 U	< 290 U	< 310 U	< 370 U	< 280 U	< 560 U	< 310 U	< 250 U
2,3,4,6-TETRACHLOROPHENOL	58-90-2	ug/kg	190000	30	< 330 U	< 290 U	< 360 U	< 530 U	< 310 U	< 390 U	< 280 U	< 290 U	< 310 U	< 370 U	< 280 U	< 560 U	< 310 U	< 250 U
2,4,5-TRICHLOROPHENOL	95-95-4	ug/kg	630000	34	< 330 U	< 290 U	< 360 U	< 530 U	< 310 U	< 390 U	< 280 U	< 290 U	< 310 U	< 370 U	< 280 U	< 560 U	< 310 U	< 250 U
2,4,6-TRICHLOROPHENOL	88-06-2	ug/kg	6300		< 330 U	< 290 U	< 360 U	< 530 U	< 310 U	< 390 U	< 280 U	< 290 U	< 310 U	< 370 U	< 280 U	< 560 U	< 310 U	< 250 U
2,4-DICHLOROPHENOL	120-83-2	ug/kg	19000	57	< 330 U	< 290 U	< 360 U	< 530 U	< 310 U	< 390 U	< 280 U	< 290 U	< 310 U	< 370 U	< 280 U	< 560 U	< 310 U	< 250 U
2,4-DIMETHYLPHENOL	105-67-9	ug/kg	130000	39	< 330 U	< 290 U	< 360 U	< 530 U	< 310 U	< 390 U	< 280 U	< 290 U	< 310 U	< 370 U	< 280 U	< 560 U	< 310 U	< 250 U
2,4-DINITROPHENOL	51-28-5	ug/kg	13000	223	< 650 U	< 560 U	< 690 U	< 1000 U	< 600 U	< 750 U	< 540 U	< 570 U	< 600 U	< 710 U	< 540 U	< 1100 U	< 600 U	< 490 UJ
2,4-DINITROTOLUENE	121-14-2	ug/kg	1700	290	< 330 U	< 290 U	< 360 U	< 530 U	< 310 U	< 390 U	< 280 U	< 290 U	< 310 U	< 370 U	< 280 U	< 560 U	< 310 U	< 250 U
2,6-DINITROTOLUENE	606-20-2	ug/kg	360	296	< 330 U	< 290 U	< 360 U	< 530 U	< 310 U	< 390 U	< 280 U	< 290 U	< 310 U	< 370 U	< 280 U	< 560 U	< 310 U	< 250 U
2-CHLORONAPHTHALENE	91-58-7	ug/kg	480000		< 330 U	< 290 U	< 360 U	< 530 U	< 310 U	< 390 U	< 280 U	< 290 U	< 310 U	< 370 U	< 280 U	< 560 U	< 310 U	< 250 U
2-CHLOROPHENOL	95-57-8	ug/kg	39000	55	< 330 U	< 290 U	< 360 U	< 530 U	< 310 U	< 390 U	< 280 U	< 290 U	< 310 U	< 370 U	< 280 U	< 560 U	< 310 U	< 250 U
2-Methylnaphthalene	91-57-6	ug/kg	24000	20.2	< 330 U	< 290 U	< 360 U	< 530 U	< 310 U	130 J	< 280 U	< 290 U	< 310 U	< 370 U	< 280 U	< 560 U	< 310 U	< 250 U
2-METHYLPHENOL (O-CRESOL)	95-48-7	ug/kg	320000	119	< 650 U	< 560 U	< 690 U	< 1000 U	< 600 U	< 750 U	< 540 U	< 570 U	< 600 U	< 710 U	< 540 U	< 1100 U	< 600 U	< 490 U
2-NITROANILINE	88-74-4	ug/kg	63000		< 330 U	< 290 U	< 360 U	< 530 U	< 310 U	< 390 U	< 280 U	< 290 U	< 310 U	< 370 U	< 280 U	< 560 U	< 310 U	< 250 UJ
2-NITROPHENOL	88-75-5	ug/kg	1900000	168	< 330 U	< 290 U	< 360 U	< 530 U	< 310 U	< 390 U	< 280 U	< 290 U	< 310 U	< 370 U	< 280 U	< 560 U	< 310 U	< 250 U
3,3'-DICHLOROBENZIDINE	91-94-1	ug/kg	1200	31	< 650 U	< 560 U	< 690 U	< 1000 U	< 600 U	< 750 U	< 540 U	< 570 U	< 600 U	< 710 U	< 540 U	< 1100 U	< 600 U	< 490 U
3-NITROANILINE	99-09-2	ug/kg	25000		< 650 U	< 560 U	< 690 U	< 1000 U	< 600 U	< 750 U	< 540 U	< 570 U	< 600 U	< 710 U	< 540 U	< 1100 U	< 600 U	< 490 UJ
4,6-DINITRO-2-METHYLPHENOL	534-52-1	ug/kg	510	1477	< 650 U	< 560 U	< 690 U	< 1000 U	< 600 UJ	< 750 U	< 540 UJ	< 570 U	< 600 U	< 710 U	< 540 U	< 1100 U	< 600 U	< 490 UJ
4-BROMOPHENYL PHENYL ETHER	101-55-3	ug/kg		47	< 330 U	< 290 U	< 360 U	< 530 U	< 310 U	< 390 U	< 280 U	< 290 U	< 310 U	< 370 U	< 280 U	< 560 U	< 310 U	< 250 UJ
4-CHLORO-3-METHYLPHENOL	59-50-7	ug/kg	630000	5	< 330 U	< 290 U	< 360 U	< 530 U	< 310 U	< 390 U	< 280 U	< 290 U	< 310 U	< 370 U	< 280 U	< 560 U	< 310 U	< 250 U
4-CHLOROANILINE	106-47-8	ug/kg	2700	0.9	< 650 U	< 560 U	< 690 U	< 1000 U	< 600 U	< 750 U	< 540 U	< 570 U	< 600 U	< 710 U	< 540 U	< 1100 U	< 600 U	< 490 U
4-CHLOROPHENYL PHENYL ETHER	7005-72-3	ug/kg			< 330 U	< 290 U	< 360 U	< 530 U	< 310 U	< 390 U	< 280 U	< 290 U	< 310 U	< 370 U	< 280 U	< 560 U	< 310 U	< 250 UJ
4-METHYLPHENOL (P-CRESOL)	106-44-5	ug/kg	130000	93	< 650 U	< 560 U	< 690 U	< 1000 U	< 600 U	< 750 U	< 540 U	< 570 U	< 600 U	< 710 U	< 540 U	< 1100 U	< 600 U	< 490 U
4-Nitroaniline	100-01-6	ug/kg	25000		< 650 U	< 560 U	< 690 U	< 1000 U	< 600 U	< 750 U	< 540 U	< 570 U	< 600 U	< 710 U	< 540 U	< 1100 U	< 600 U	< 490 UJ
4-NITROPHENOL	100-02-7	ug/kg	1900000	153	< 650 U	< 560 U	< 690 U	< 1000 U	< 600 U	< 750 U	< 540 U	< 570 U	< 600 U	< 710 U	< 540 U	< 1100 U	< 600 U	< 490 UJ
Acenaphthene	83-32-9	ug/kg	360000	6.7	< 330 U	< 290 U	< 360 U	< 530 U	< 310 U	400	< 280 U	< 290 U	< 310 U	120 J	< 280 U	< 560 U	< 310 U	95 J
ACENAPHTHYLENE	208-96-8	ug/kg	360000	5.9	< 330 U	< 290 U	< 360 U	< 530 U	< 310 U	< 390 U	< 280 U	< 290 U	< 310 U	< 370 U	< 280 U	< 560 U	< 310 U	< 250 U
Acetophenone	98-86-2	ug/kg	780000		140 J	120 J	230 J	< 1000 U	160 J	< 750 U	120 J	140 J	120 J	220 J	110 J	< 1100 U	110 J	130 J
ANTHRACENE	120-12-7	ug/kg	1800000	57	< 330 U	< 290 U	< 360 U	110 J	< 310 U	1000	< 280 U	< 290 U	< 310 U	340 J	< 280 U	< 560 U	64 J	250

Table 28
Phase 2 Reach Sediment Analytical Results
Phase 2 Data Evaluation Summary Memorandum
Lower Neponset River
Boston and Milton, Massachusetts

					Location	24A-0122	24A-0123	24A-0124	24A-0125	24A-0126	24A-0127	24A-0128	24A-0129	24A-0130	24A-0131	24A-0132	24A-0133	24A-0134	24A-0135
					Sample Name	24A-0122-AS	24A-0123-AS	24A-0124-AS	24A-0125-AS	24A-0126-AS	24A-0127-AS	24A-0128-AS	24A-0129-AS	24A-0130-AS	24A-0131-AS	24A-0132-AS	24A-0133-AS	24A-0134-AS	24A-0135-AS
					Sample Date	10/22/2024	10/22/2024	10/22/2024	10/21/2024	10/21/2024	10/21/2024	10/21/2024	10/21/2024	10/21/2024	10/21/2024	10/21/2024	10/21/2024	10/21/2024	10/18/2024
					Sample Type	N	N	N	N	N	N	N	N	N	N	N	N	N	N
					Depth Interval	0 - 0.5 ft	0 - 0.5 ft	0 - 0.5 ft	0 - 0.5 ft	0 - 0.5 ft	0 - 0.5 ft	0 - 0.5 ft	0 - 0.5 ft	0 - 0.5 ft	0 - 0.5 ft	0 - 0.5 ft	0 - 0.5 ft	0 - 0.4 ft	0 - 0.3 ft
Analyte	Cas No.	Units	Human Health PAL	Ecological PAL														
ATRAZINE	1912-24-9	ug/kg	2400	0.3	< 650 U	< 560 U	< 690 U	< 1000 U	< 600 U	< 750 U	< 540 U	< 570 U	< 600 U	< 710 U	< 540 U	< 1100 U	< 600 U	< 490 U
BENZALDEHYDE	100-52-7	ug/kg	170000	59	< 650 U	< 560 U	< 690 U	< 1000 U	< 600 U	< 750 U	< 540 U	< 570 U	< 600 U	< 710 U	< 540 U	< 1100 U	< 600 U	< 490 U
BENZO(A)ANTHRACENE	56-55-3	ug/kg	1100	108	130 J	83 J	220 J	330 J	87 J	1200	110 J	100 J	61 J	770	100 J	< 560 U	190 J	330
BENZO(A)PYRENE	50-32-8	ug/kg	110	150	< 330 U	< 290 U	95 J	310 J	< 310 U	920	< 280 U	< 290 U	< 310 U	310 J	< 280 U	< 560 U	70 J	120 J
Benzo(B)Fluoranthene	205-99-2	ug/kg	1100	190	190 J	100 J	280 J	370 J	99 J	1200	140 J	130 J	80 J	870	130 J	120 J	220 J	340
Benzo(G,H,I)Perylene	191-24-2	ug/kg	180000	170	< 330 U	< 290 U	< 360 U	180 J	< 310 U	520	< 280 U	< 290 U	< 310 U	< 370 U	< 280 U	< 560 U	< 310 U	< 250 U
Benzo(K)Fluoranthene	207-08-9	ug/kg	11000	240	82 J	< 290 U	95 J	130 J	< 310 U	410	< 280 U	< 290 U	< 310 U	330 J	< 280 U	< 560 U	86 J	130 J
BENZYL BUTYL PHTHALATE	85-68-7	ug/kg	290000	100	< 330 U	< 290 U	< 360 U	< 530 U	< 310 U	< 390 U	< 280 U	< 290 U	< 310 U	< 370 U	< 280 U	< 560 U	< 310 U	< 250 U
BIPHENYL (DIPHENYL)	92-52-4	ug/kg	4700	198	< 330 U	< 290 U	< 360 U	< 530 U	< 310 U	< 390 U	< 280 U	< 290 U	< 310 U	< 370 U	< 280 U	< 560 U	< 310 U	< 250 U
BIS(2-CHLOROETHOXY) METHANE	111-91-1	ug/kg	19000		< 330 U	< 290 U	< 360 U	< 530 U	< 310 U	< 390 U	< 280 U	< 290 U	< 310 U	< 370 U	< 280 U	< 560 U	< 310 U	< 250 U
BIS(2-CHLOROETHYL) ETHER (2-CHLOROETHYL ETHER)	111-44-4	ug/kg	230		< 650 U	< 560 U	< 690 U	< 1000 U	< 600 U	< 750 U	< 540 U	< 570 U	< 600 U	< 710 U	< 540 U	< 1100 U	< 600 U	< 490 U
BIS(2-CHLOROISOPROPYL) ETHER	108-60-1	ug/kg	310000		< 650 U	< 560 U	< 690 U	< 1000 U	< 600 U	< 750 U	< 540 U	< 570 U	< 600 U	< 710 U	< 540 U	< 1100 U	< 600 U	< 490 U
BIS(2-ETHYLHEXYL) PHTHALATE	117-81-7	ug/kg	39000	180	< 330 U	< 290 U	< 360 U	2300	< 310 U	< 390 U	260 J	< 290 U	< 310 U	< 370 U	< 280 U	< 560 U	< 310 U	< 250 U
Caprolactam	105-60-2	ug/kg	3100000		< 650 U	< 560 U	< 690 U	< 1000 U	< 600 U	< 750 U	< 540 U	< 570 U	< 600 U	< 710 U	< 540 U	< 1100 U	< 600 U	< 490 U
CARBAZOLE	86-74-8	ug/kg	240000	69	< 650 U	< 560 U	< 690 U	< 1000 U	< 600 U	330 J	< 540 U	< 570 U	< 600 U	110 J	< 540 U	< 1100 U	< 600 U	93 J-
CHRYSENE	218-01-9	ug/kg	110000	166	160 J	95 J	240 J	340 J	97 J	1100	120 J	110 J	63 J	700	120 J	< 560 U	230 J	320
DIBENZ(A,H)ANTHRACENE	53-70-3	ug/kg	110	33	< 330 U	< 290 U	< 360 U	< 530 U	< 310 U	150 J	< 280 U	< 290 U	< 310 U	130 J	< 280 U	< 560 U	< 310 U	< 250 U
Dibenzofuran	132-64-9	ug/kg	7800	510	< 330 U	< 290 U	< 360 U	< 530 U	< 310 U	340 J	< 280 U	< 290 U	< 310 U	99 J	< 280 U	< 560 U	< 310 U	97 J-
Diethyl Phthalate	84-66-2	ug/kg	5100000	630	< 330 U	< 290 U	< 360 U	< 530 U	< 310 U	< 390 U	< 280 U	< 290 U	< 310 U	< 370 U	< 280 U	< 560 U	< 310 U	< 250 U
DIMETHYL PHTHALATE	131-11-3	ug/kg	5100000	678	< 330 U	< 290 U	< 360 U	< 530 U	< 310 U	< 390 U	< 280 U	< 290 U	< 310 U	< 370 U	< 280 U	< 560 U	< 310 U	< 250 U
Di-N-Butyl Phthalate	84-74-2	ug/kg	630000	11	< 330 U	< 290 U	< 360 U	< 530 U	< 310 U	< 390 U	< 280 U	< 290 U	< 310 U	< 370 U	< 280 U	< 560 U	< 310 U	< 250 U
DI-N-OCTYLPHTHALATE	117-84-0	ug/kg	63000	39	< 650 U	< 560 U	< 690 U	< 1000 U	< 600 U	< 750 U	< 540 U	< 570 U	< 600 U	< 710 U	< 540 U	< 1100 U	< 600 U	< 490 U
FLUORANTHENE	206-44-0	ug/kg	240000	423	340	200 J	590	860	250 J	3500	290	220 J	140 J	1700	250 J	190 J	550	1100
FLUORENE	86-73-7	ug/kg	240000	77	< 330 U	< 290 U	< 360 U	< 530 U	< 310 U	500	< 280 U	< 290 U	< 310 U	140 J	< 280 U	< 560 U	< 310 U	130 J-
HEXACHLOROBENZENE	118-74-1	ug/kg	78	20	< 330 U	< 290 U	< 360 U	< 530 U	< 310 U	< 390 U	< 280 U	< 290 U	< 310 U	< 370 U	< 280 U	< 560 U	< 310 U	< 250 U
Hexachlorobutadiene	87-68-3	ug/kg	1200		< 330 U	< 290 U	< 360 U	< 530 U	< 310 U	< 390 U	< 280 U	< 290 U	< 310 U	< 370 U	< 280 U	< 560 U	< 310 U	< 250 U
HEXACHLOROCYCLOPENTADIENE	77-47-4	ug/kg	180	6.5	< 650 U	< 560 U	< 690 U	< 1000 U	< 600 U	< 750 U	< 540 U	< 570 U	< 600 U	< 710 U	< 540 U	< 1100 U	< 600 U	< 490 U
HEXACHLOROETHANE	67-72-1	ug/kg	1800	27	< 330 U	< 290 U	< 360 U	< 530 U	< 310 U	< 390 U	< 280 U	< 290 U	< 310 U	< 370 U	< 280 U	< 560 U	< 310 U	< 250 U
INDENO(1,2,3-C,D)PYRENE	193-39-5	ug/kg	1100	200	< 330 U	< 290 U	74 J	150 J	< 310 U	450	< 280 U	< 290 U	< 310 U	220 J	< 280 U	< 560 U	< 310 U	82 J
ISOPHORONE	78-59-1	ug/kg	570000	876	< 330 U	< 290 U	< 360 U	< 530 U	< 310 U	< 390 U	< 280 U	< 290 U	< 310 U	< 370 U	< 280 U	< 560 U	< 310 U	< 250 U
Naphthalene	91-20-3	ug/kg	2000	176	< 330 U	< 290 U	< 360 U	< 530 U	< 310 U	200 J	< 280 U	< 290 U	< 310 U	< 370 U	< 280 U	< 560 U	< 310 U	< 250 U
NITROBENZENE	98-95-3	ug/kg	5100	407	< 330 U	< 290 U	< 360 U	< 530 U	< 310 U	< 390 U	< 280 U	< 290 U	< 310 U	< 370 U	< 280 U	< 560 U	< 310 U	< 250 U
N-NITROSODI-N-PROPYLAMINE	621-64-7	ug/kg	78		< 330 UJ	< 290 UJ	< 360 UJ	< 530 UJ	< 310 UJ	< 390 UJ	< 280 UJ	< 290 UJ	< 310 UJ	< 370 UJ	< 280 UJ	< 560 UJ	< 310 UJ	< 250 UJ
N-NITROSODIPHENYLAMINE	86-30-6	ug/kg	110000	110	< 330 U	< 290 U	< 360 U	< 530 U	< 310 U	< 390 U	< 280 U	< 290 U	< 310 U	< 370 U	< 280 U	< 560 U	< 310 U	< 250 U
PENTACHLOROPHENOL	87-86-5	ug/kg	1000	10	< 650 U	< 560 U	< 690 U	< 1000 U	< 600 U	< 750 U	< 540 U	< 570 U	< 600 U	< 710 U	< 540 U	< 1100 U	< 600 U	< 490 U
PHENANTHRENE	85-01-8	ug/kg	1800000	204	120 J	93 J	260 J	610	140 J	3800	130 J	110 J	69 J	1300	150 J	< 560 U	430	1100
PHENOL	108-95-2	ug/kg	1900000	175	< 650 U	< 560 U	99 J	< 1000 U	< 600 U	< 750 U	< 540 U	< 570 U	< 600 U	< 710 U	< 540 U	< 1100 U	< 600 U	< 490 U
PYRENE	129-00-0	ug/kg	180000	195	190 J	120 J	340 J	840 J	140 J	2500 J	180 J	130 J	< 310 UJ	890 J	140 J	160 J	310 J	570 J
TOTAL ORGANIC CARBON	TOC	mg/kg			55000	41000	120000	130000 J	20000	99000	41000	34000	49000	100000	54000	160000 J	97000	43000

Table 28
Phase 2 Reach Sediment Analytical Results
Phase 2 Data Evaluation Summary Memorandum
Lower Neponset River
Boston and Milton, Massachusetts

					Location	24A-0136	24A-0137	24A-0138	24A-0139	24A-0140	24A-0141	24A-0142	24A-0142	24A-0143	24A-0143	24A-0144	24A-0145	24A-0145	24A-0146
					Sample Name	24A-0136-AS	24A-0137-AS	24A-0138-AS	24A-0139-AS	24A-0140-AS	24A-0141-AS	24A-0142-AS	24A-0142-BS	24A-0143-AS	24A-0143-BS	24A-0144-AS	24A-0145-AS	24A-0145-BS	24A-0146-AS
					Sample Date	10/18/2024	10/18/2024	10/18/2024	10/17/2024	10/18/2024	10/14/2024	10/17/2024	10/17/2024	10/15/2024	10/15/2024	10/17/2024	10/17/2024	10/17/2024	10/16/2024
					Sample Type	N	N	N	N	N	N	N	N	N	N	N	N	N	N
					Depth Interval	0 - 0.3 ft	0 - 0.3 ft	0 - 0.3 ft	0 - 0.3 ft	0 - 0.3 ft	0 - 0.5 ft	0 - 0.5 ft	0.5 - 0.7 ft	0 - 0.5 ft	0.5 - 1.2 ft	0 - 0.3 ft	0 - 0.5 ft	0.5 - 0.65 ft	0 - 0.5 ft
Analyte	Cas No.	Units	Human Health PAL	Ecological PAL														
Grain Size																		
%CLAY	%CLAY	%			0	0	0	0	8.7	0	0	-	0	0	-	0	-	0
%COARSE SAND >.5-1MM (USDA classification)	%COARSESAND	%			8.4	0	22.4	0	18.1	2.4	7.7	-	12.1	15.8	-	0	-	0
%FINE SAND >.125-.25 mm (USDA classification)	%FINE SAND	%			25.6	60.8	13.2	32.0	11.2	37.7	0	-	26.5	14.4	-	13.7	-	52.9
%MEDIUM SAND >.25-5 mm (USDA classification)	%MEDIUM SAND	%			20.4	13.3	15.4	14.5	33.0	14.2	16.1	-	15.8	17.7	-	41.8	-	6.0
Gravel	GRAVEL	%			16.3	0	43.5	0	17.5	5.4	76.2	-	6.8	22.2	-	0	-	0
Hydrometer, Reading 1, Percent Passing	HYD01	%			0	0	0	0	16.6	0	0	-	0	0	-	0	-	0
Hydrometer, Reading 2, Percent Passing	HYD02	%			0	0	0	0	14.6	0	0	-	0	0	-	0	-	0
Hydrometer, Reading 3, Percent Passing	HYD03	%			0	0	0	0	12.6	0	0	-	0	0	-	0	-	0
Hydrometer, Reading 4, Percent Passing	HYD04	%			0	0	0	0	10.7	0	0	-	0	0	-	0	-	0
Hydrometer, Reading 5, Percent Passing	HYD05	%			0	0	0	0	8.7	0	0	-	0	0	-	0	-	0
Hydrometer, Reading 6, Percent Passing	HYD06	%			0	0	0	0	6.7	0	0	-	0	0	-	0	-	0
Hydrometer, Reading 7, Percent Passing	HYD07	%			0	0	0	0	4.8	0	0	-	0	0	-	0	-	0
Sand	308075-07-2	%			54.4	74.1	51.0	46.5	62.3	54.3	23.8	-	54.4	47.9	-	55.5	-	58.9
SIEVE NO. 10, PERCENT PASSING (2.00 mm)	SIEVE10	%			75.3	100.0	34.1	100.0	64.4	92.2	16.1	-	81.1	62.0	-	100.0	-	100.0
SIEVE NO. 40, PERCENT PASSING (0.425 mm)	SIEVE40	%			54.9	86.7	18.7	85.5	31.4	78.0	0	-	65.3	44.3	-	58.2	-	94.0
SIEVE NO. 80, PERCENT PASSING	SIEVE80	%			36.0	42.5	9.5	62.8	22.4	54.6	0	-	49.9	33.8	-	50.1	-	66.4
SIEVE, NO. 20, PERCENT PASSING (0.85 mm)	SIEVE20	%			72.8	97.2	25.7	99.5	46.5	90.4	12.0	-	77.3	55.5	-	82.4	-	98.6
SIEVE, NO. 60, PERCENT PASSING	SIEVE60	%			42.5	63.7	12.5	72.0	25.2	69.7	0	-	56.7	37.8	-	52.3	-	80.9
Sieve-U.S. Std. No. 100 (0.15mm)	SIEVEUS100	%			33.6	36.8	7.9	59.0	21.4	51.0	0	-	47.6	33.8	-	48.6	-	58.6
Sieve-U.S. Std. No. 200 (0.075mm)	SIEVEUS200	%			29.3	25.9	5.5	53.5	20.2	40.3	0	-	38.8	29.9	-	44.5	-	41.1
Sieve-U.S. Std. No. 4 (4.75mm)	SIEVEUS4	%			83.7	100.0	56.5	100.0	82.5	94.6	23.8	-	93.2	77.8	-	100.0	-	100.0
Sieve-US Std. 0.375-inch (9.5 mm)	SIEVE0.375IN	%			94.6	100.0	93.1	100.0	96.5	99.0	46.2	-	97.8	96.8	-	100.0	-	100.0
Sieve-US Std. 0.75-inch (19 mm)	SIEVE0.75IN	%			100.0	100.0	100.0	100.0	100.0	100.0	100.0	-	100.0	100.0	-	100.0	-	100.0
Sieve-US Std. 1.5-inch (37.5 mm)	SIEVE1.5IN	%			100.0	100.0	100.0	100.0	100.0	100.0	100.0	-	100.0	100.0	-	100.0	-	100.0
SIEVE-US std. 1-inch (25 mm)	SIEVE1INCH	%			100.0	100.0	100.0	100.0	100.0	100.0	100.0	-	100.0	100.0	-	100.0	-	100.0
SIEVE-US std. 2-inch (50 mm)	SIEVE2INCH	%			100.0	100.0	100.0	100.0	100.0	100.0	100.0	-	100.0	100.0	-	100.0	-	100.0
SILT	445	%			29.3	25.9	5.5	53.5	11.5	40.3	0	-	38.8	29.9	-	44.5	-	41.1
PCDD/F																		
1,2,3,4,6,7,8-HpCDD	35822-46-9	pg/g	480	500	408 J	612 J	70 J	739	38.7 J	1500 J	162	83	199 J	29.4 J	385 J	217	115	1120 J
1,2,3,4,6,7,8-HpCDF	67562-39-4	pg/g	480	50	250	344	42.5	425	19.4	972 J	93.5	36.8	104 J	18.1 J	230 J	115	51.8	773 J
1,2,3,4,7,8,9-HpCDF	55673-89-7	pg/g	480	50	10.7	13.5	< 2.19 U	16.4	0.629 JN	35.4 J	3.68 J	1.1 JN	5.24	0.576 JN	8.98 J	5.09	2.05 J	27.9 J
1,2,3,4,7,8-HxCDD	39227-28-6	pg/g	48	1	6.22	8.4	< 2.68 U	10.6	0.63 JN	17.4 J	2.48 J	1.65 J	2.31 J	< 0.63 U	5.43 J	4.07 J	1.25 JN	13.4 J
1,2,3,4,7,8-HxCDF	70648-26-9	pg/g	48	5	16.1	19	< 4.27 U	25.9	1.24 J	63 J	5.22	2.27 J	8.58 J	2.69 J	13.3 J	10.1	2.8 J	68 J
1,2,3,6,7,8-HxCDD	57653-85-7	pg/g	48	50	20.6	29.8	< 3.05 U	35.7	2.43 J	69.6 J	8.51	5.04	9.08 J	2.09 J	18.9 J	16.5	6.32	49.3 J
1,2,3,6,7,8-HxCDF	57117-44-9	pg/g	48	5	11.2	14.5	< 4.6 U	17.7	1.02 J	40.4 J	3.7 J	1.45 J	6.05	1.68 J	10.3 J	6.31	2.43 J	37.8 J
1,2,3,7,8,9-HxCDD	19408-74-3	pg/g	48	50	13.9	19.8	< 2.83 U	25.9	1.42 J	43.8 J	5.22	2.92 J	4.83 JN	0.717 JN	12.8 J	8.54	2.87 J	32.4 J
1,2,3,7,8,9-HxCDF	72918-21-9	pg/g	48	5	< 0.441 U	< 0.297 U	< 5.04 UJ	< 0.226 U	< 0.589 U	< 2.33 UJ	< 0.284 U	< 0.325 U	< 1.59 U	< 0.525 U	< 0.327 UJ	< 0.37 U	< 0.25 U	< 2.61 UJ
1,2,3,7,8-PeCDD	40321-76-4	pg/g	4.8	0.5	3.16 J	3.82 J	< 2.14 UJ	5.18 J	< 0.434 UJ	8 J	1.05 J	< 0.456 UJ	< 1.1 UJ	< 0.749 UJ	2.29 JN	4.61 JN	0.626 J	6.78 J
1,2,3,7,8-PeCDF	57117-41-6	pg/g	160	10	3.07 J	2.86 J	< 1.93 U	3.31 J	< 0.346 U	5.72 J	0.897 J	0.406 JN	5.65	2.6 JN	2.1 J	2.18 J	0.739 J	6.15 J
2,3,4,6,7,8-HxCDF	60851-34-5	pg/g	48	5	12.1	14.4	< 5.25 UJ	18.3	1.17 J	34.6 J	4.5 J	1.79 JN	5.08	1.42 J	10.3 J	9.4	3.04 J	30.9 J
2,3,4,7,8-PeCDF	57117-31-4	pg/g	16	1	12.6 J	11.8 J	< 2.02 U	15.7 J	1.28 J	25.4 J	4.75 J	2.95 J	7.92 J	3.16 J	8.04 J	16.6 J	3.9 J	28.3 J
2,3,7,8-TCDD	1746-01-6	pg/g	4.8	0.5	1.35 J	0.989 J	< 0.963 UJ	0.958 JN	< 0.992 UJ	1.47 JN	< 0.984 UJ	< 0.945 UJ	< 1.98 UJ	< 1.90 UJ	< 0.986 UJ	0.958 J	1.2 JN	< 1.96 UJ
2,3,7,8-TCDF	51207-31-9	pg/g	48	10	4.38	4.53	< 1.27 UJ	6.28	0.53 J	10.8 J	1.74	1.41	24.3	15	4.23 J	4.84	2.14 JN	7.93 J
OCDD	3268-87-9	pg/g	16000	5000	3040 J	4130 J	498 J	5310	274 J	10300 J	1160	533	1530	277	2820 J	1590	838	7850 J
OCDF	39001-02-0	pg/g	16000	5000	347	445	54.5	504	24.3	1140 J	104	39.7	134 J	16.8 J	313 J	125	54.4	919 J
Total HpCDD	RA_Total_HpCDD	pg/g			760	1157	131.5	1399	70.4	2750	300	159.5	375	58.9	717	409	206.7	2082
Total HpCDF	RA_Total_HpCDF	pg/g			480.7	677.5	79.5	837.4	36.929	1810.7	187.58	76.9	212.24	36.042	454.55	248.92	118.35	1408.5
Total HxCDD	RA_Total_HxCDD	pg/g	100		137.97	212.41	18.36 U	270.05	12.77	489.55	59.32	33.01	69.34	15.087	133.83	166.64	40.02	345.06
Total HxCDF	RA_Total_HxCDF	pg/g			229.27	299.456	37.38 U	371.471	20.91	755.35	81.344	36.24	91.19	19.387	201.12	144.61	53.162	650.93
Total PeCDD	RA_Total_PeCDD	pg/g			22.329	29.906	< 2.14 U	36.691	0.705 U	64.3	7.544	3.351 U	10.54 U	1.64 U	17.252	71.682	4.896	55.11
Total PeCDF	RA_Total_PeCDF	pg/g			114.26	132.93	15.68 U	163.63	13.619	317.63	42.089	26.221	68.542	23.52	88.554	129.923	33.722	312.03
Total TCDD	RA_Total_TCDD	pg/g			6.739	7.553	< 0.963 U	10.536	< 0.992 U	16.48	1.14 U	< 0.945 U	6 U	< 1.90 U	2.874 U	16.331	2.21	11.08 U
Total TCDF	RA_Total_TCDF	pg/g			83.752	89.73	5.69 U	110.142	9.534	189.63	37.194	23.856	109.13	47.746	75.194	99.053	35.763	183.01
Total PCDD/F TEQ (Bird)	RA-TEQ-B-DF	pg/g			30.9977	33.5575	0.55025	43.8504	2.61962	78.706	10.963	5.89577	36.9031	19.33714	22.9886	32.6189	9.92234	71.7039
Total PCDD/F TEQ (Fish)	RA-TEQ-F-DF	pg/g			21.9312	25.209	0.55025	32.3079	1.63182	59.348	7.53635	3.54067	10.1804	3.31261	16.1366	20.6748	6.20659	52.8269
Total PCDD/F TEQ (Mammal)	RA-TEQ-M-DF	pg/g			24.5352	30.5453	1.29075	38.5335	1.90478	73.7276	8.60991	3.93099	12.1501	3.9546	19.4707	20.4748	7.05939	61.2672
PCB Congeners																		
PCB-001	2051-60-7	ng/g	230	14	14.4	14.2	1.5	24.4	0.604	22 J	10.7	9.21	6.06 J	2.88 J	7.05 J	10.4	4.81	22.1 J
PCB-002	2051-61-8	ng/g	230	14	< 0.0477 U	0.527	< 0.0464 U	0.718	< 0.0479 U	0.713 J	0.301	< 0.0455 U	< 0.0478 UJ	< 0.0458 UJ	< 0.0475 UJ	< 0.0464 U	< 0.0462 U	< 0.0473 UJ
PCB-003	2051-62-9	ng/g	230	14	10	7.46	0.412	9.12	< 0.0492 U	10.5 J	4.64	2.88	< 0.0492 UJ	< 0.0471 UJ	2.65 J	4.17	3.58	7.12 J
PCB-004/010	PCB-4/10	ng/g	230	14	31.2	69.6 J	6.02	69.6 J	2.74	68.3 J	30	30.8	23.3 J	15.4 J	30.2 J	59.6 J	71.2 J	72.6 J
PCB-005/008	PCB-5/8	ng/g	230	14	28.6	69.4 J	3.76	48.3 J	1.96	60.9 J	23.4	23.9	17.7 J	13.3 J	21.4 J	52 J	37.4	44.2 J
PCB-006	25569-80-6	ng/g	230	14	7.88	15.3	1.25	14.8	0.668	15.6 J	7.73	6.63	5.78 J	4.56 J	6.01 J	15.8	15.8	14 J
PCB-007/009	PCB-7/9	ng/g	230	14	1.21	2.01	< 0.0843 U	1.99	< 0.087 U	2.33 J	0.919	0.781	2.43 J	1.47 J	0.664 J	2.36	1.78	1.85 J
PCB-011	2050-67-1	ng/g	230	14	2.3	2.99	0.256	3.17	< 0.0453 U	4.42 J	1.5	1.05	< 0.0452 UJ	< 0.0433 UJ	1.01 J	2.69	2.05	2.84 J
PCB-012/013	PCB-12/13	ng/g	230	14	5.49	10.6	0.625	9.76	< 0.112 U	10.9 J	4.15	3.05	2.29 J	< 0.108 UJ	3.12 J	10.2	8.79	8.04 J
PCB-014	34883-41-5	ng/g	230	14	< 0.0441 U	< 0.0419 U	< 0.0429 U	< 0.0444 U	< 0.0443 U	< 0.0438 UJ	< 0.0439 U	< 0.0421 U	< 0.0442 U	< 0.0424 U	< 0.044 UJ	< 0.0429 U	< 0.0428 U	< 0.0437 UJ
PCB-015	2050-68-2	ng/g	230	14	48.1 J	70.3 J	5.75 J	76.3 J	4.97 J	80.3 J	27.2	27.8	15.8 J	6.18 J	25.8 J	63.4 J	66.6 J	63.7 J
PCB-016/032	PCB-16/32	ng/g	230	14	47.2 J	89.9 J	6.81	78.6 J	4.94	73.7 J	37.8	35.8	29	10.2	35.8 J	98.7 J	94.9 J	90.4 J

Table 28
Phase 2 Reach Sediment Analytical Results
Phase 2 Data Evaluation Summary Memorandum
Lower Neponset River
Boston and Milton, Massachusetts

					Location	24A-0136	24A-0137	24A-0138	24A-0139	24A-0140	24A-0141	24A-0142	24A-0142	24A-0143	24A-0143	24A-0144	24A-0145	24A-0145	24A-0146
					Sample Name	24A-0136-AS	24A-0137-AS	24A-0138-AS	24A-0139-AS	24A-0140-AS	24A-0141-AS	24A-0142-AS	24A-0142-BS	24A-0143-AS	24A-0143-BS	24A-0144-AS	24A-0145-AS	24A-0145-BS	24A-0146-AS
					Sample Date	10/18/2024	10/18/2024	10/18/2024	10/17/2024	10/18/2024	10/14/2024	10/17/2024	10/17/2024	10/15/2024	10/15/2024	10/17/2024	10/17/2024	10/17/2024	10/16/2024
					Sample Type	N	N	N	N	N	N	N	N	N	N	N	N	N	N
					Depth Interval	0 - 0.3 ft	0 - 0.3 ft	0 - 0.3 ft	0 - 0.3 ft	0 - 0.3 ft	0 - 0.5 ft	0 - 0.5 ft	0.5 - 0.7 ft	0 - 0.5 ft	0.5 - 1.2 ft	0 - 0.3 ft	0 - 0.5 ft	0.5 - 0.65 ft	0 - 0.5 ft
Analyte	Cas No.	Units	Human Health PAL	Ecological PAL															
PCB-017	37680-66-3	ng/g	230	14	28	61.5 J	6.11	49.2 J	2.85	51.8 J	24.9	25.2	24.4 J	11.3 J	23.2 J	80.2 J	77.3 J	55.6 J
PCB-018	37680-65-2	ng/g	230	14	22.1	35.9	3.75	45.1 J	2.7	36.4 J	19.1	19.2	22.7	9.08	20.6 J	67.7 J	70 J	45.2 J
PCB-019	38444-73-4	ng/g	230	14	16.8	45 J	2.53	29.3	1.65	34.3 J	13.9	12.6	8.31	3.9	14.3 J	28.2	28.6	38.9 J
PCB-020/021/033	PCB-20/21/33	ng/g	230	14	9.05	9.54	1.12	31.5	0.675	11.7 J	6.64	5.78	9.19 J	4.96 J	6.07 J	17.4	10.6	13.2 J
PCB-022	38444-85-8	ng/g	230	14	10.9	15.7	1.89	22.2	1.19	18.5 J	7.98	7.1	8.6 J	3.17 J	8.34 J	23.9	19.4	19.1 J
PCB-023/034	PCB-23/34	ng/g	230	14	0.824	1.08	< 0.0801 U	1.44 J	< 0.0826 U	1.61 J	0.874 J	0.647 J	< 0.0825 U	< 0.079 U	0.579 J	1.86 J	1.46 J	1.78 J
PCB-024/027	PCB-24/27	ng/g	230	14	12.3	25.3	1.71	19.6	1.14	22.7 J	8.58	7.76	7.06	2.34	9.22 J	18.9	15.5	21.8 J
PCB-025	55712-37-3	ng/g	230	14	24.1	29	2.89	35.4	1.88	36.5 J	17.8	13.6	14.1 J	4.07 J	16 J	48 J	40.1 J	38.1 J
PCB-026	38444-81-4	ng/g	230	14	38.3	48.6 J	5.06	58.6 J	3.47	58.2 J	24.9	21.4	19.8 J	6.5 J	26 J	76.4 J	63 J	60.8 J
PCB-028	7012-37-5	ng/g	230	14	57.3 J	78 J	8.61	127 J	6.96	103 J	45.1 J	42.7 J	49.9 J	18 J	45.6 J	142 J	91.5 J	107 J
PCB-029	15862-07-4	ng/g	230	14	< 0.0578 U	< 0.0548 U	< 0.0562 U	< 0.0582 U	< 0.058 U	< 0.0574 UJ	< 0.0575 U	< 0.0552 U	< 0.0579 U	< 0.0555 U	< 0.0576 UJ	< 0.0562 U	< 0.056 U	< 0.0573 UJ
PCB-030	35693-92-6	ng/g	230	14	< 0.0576 U	< 0.0546 U	< 0.056 U	< 0.058 U	< 0.0578 U	< 0.0572 UJ	< 0.0573 U	< 0.055 U	< 0.0577 U	< 0.0553 U	< 0.0574 UJ	< 0.056 U	< 0.0558 U	< 0.0571 UJ
PCB-031	16606-02-3	ng/g	230	14	59.9 J	85 J	7.74	111 J	5.61	92.5 J	38	35.7	39.5 J	13 J	40.9 J	134 J	113 J	98.2 J
PCB-035	37680-69-6	ng/g	230	14	< 0.054 U	< 0.0513 U	< 0.0526 U	1.51 J+	< 0.0542 U	< 0.0537 UJ	< 0.0538 U	< 0.0516 U	< 0.0542 U	< 0.0519 U	< 0.0539 UJ	< 0.0526 U	0.421 J+	< 0.0535 UJ
PCB-036	38444-87-0	ng/g	230	14	< 0.0427 U	< 0.0406 U	< 0.0416 U	< 0.043 U	< 0.0429 U	< 0.0425 UJ	< 0.0425 U	< 0.0408 U	< 0.0428 U	< 0.041 U	< 0.0426 UJ	< 0.0416 U	< 0.0414 U	< 0.0424 UJ
PCB-037	38444-90-5	ng/g	230	14	13	18	2.19	25.4	1.46	24.5 J	8.86	7.93	7.23 J	1.47 J	9.74 J	23.7	19.4	21.6 J
PCB-038	53555-66-1	ng/g	230	14	< 0.0641 U	< 0.0608 U	< 0.0624 U	< 0.0646 U	< 0.0643 U	< 0.0637 UJ	< 0.0638 U	< 0.0612 U	< 0.0643 U	< 0.0616 U	< 0.0639 UJ	< 0.0624 U	< 0.0621 U	< 0.0636 UJ
PCB-039	38444-88-1	ng/g	230	14	< 0.0413 U	< 0.0392 U	< 0.0402 U	1.22	< 0.0415 U	0.875 J	< 0.0412 U	< 0.0395 U	< 0.0415 U	< 0.0397 U	< 0.0412 UJ	< 0.0402 U	< 0.0401 U	< 0.041 UJ
PCB-040	38444-93-8	ng/g	230	14	5.16	7.07	0.957	9.1	0.716	10.1 J	4.18	3.57	< 0.0498 U	< 0.0477 U	4.72 J	14.4	6.78	10.6 J
PCB-041/064	PCB-41/64	ng/g	230	14	22.2 J	31.1 J	3.76 J	37	2.9 J	42.1 J	15.2	13.4	14.6	3.96	18.9 J	50.7 J	25.3	40 J
PCB-042	36559-22-5	ng/g	230	14	21.3	22.5	3.34	30.6	1.92	33.7 J	12.7	11	9.05	2.34	15.6 J	38	22.3	33.7 J
PCB-043/049	PCB-43/49	ng/g	230	14	84.2 J	91.4 J	11.7	116 J	8.41	139 J	52.6 J	42.1 J	45.2 J	11.9	61.7 J	131 J	89.7 J	136 J
PCB-044	41464-39-5	ng/g	230	14	40.4 J	47.5 J	6.62	64.2 J	4.56	69.3 J	26.1	23.3	19.5	5.95	33.5 J	90.9 J	46.9 J	69.3 J
PCB-045	70362-45-7	ng/g	230	14	5.81	7.63	0.85	9.88	0.838	11.1 J	4.01	3.73	4.19	1.75	5.29 J	16.1	7.55	11 J
PCB-046	41464-47-5	ng/g	230	14	3.3	4.13	0.582	5.21 J	0.396	5.68 J	2.4 J	2.19 J	1.85	< 0.0456 U	2.76 J	6.87 J	5.2 J	6.35 J
PCB-047/048/075	PCB-47/48/75	ng/g	230	14	70.2 J	66.7 J	7.83	79.4 J	5.74	101 J	36.3	29.6	22.7 J	5.54 J	40.9 J	81.5 J	53 J	95.9 J
PCB-050	62796-65-0	ng/g	230	14	0.694	0.676	< 0.0551 U	0.795	< 0.0568 U	0.979 J	0.381	0.321	< 0.0567 U	< 0.0543 U	0.431 J	0.906	0.639	0.867 J
PCB-051	68194-04-7	ng/g	230	14	12.2	11.9	1.33	12.9	0.899	15.6 J	6.78	5.4	4.12	0.932	6.8 J	13.6	11.8	16.5 J
PCB-052/073	PCB-52/73	ng/g	230	14	71 J	82.2 J	10.8	105 J	7.65	122 J	44.5 J	37.3	30.4	8.23	56.6 J	124 J	81.2 J	123 J
PCB-053	41464-41-9	ng/g	230	14	19.2	23	2.49	25.8	1.87	31.6 J	11.9	9.79	7.35	2.1	14.1 J	25.7	21.5	31.8 J
PCB-054	15968-05-5	ng/g	230	14	1.2	1.46	0.118 J	1.3	< 0.0477 U	1.58 J	0.746	0.553	< 0.0476 U	< 0.0456 U	0.747 J	1.01	1.09	1.78 J
PCB-055	74338-24-2	ng/g	230	14	1.23	0.445	< 0.0766 U	0.603	< 0.079 U	< 0.0782 UJ	< 0.0784 U	< 0.0752 U	< 0.0789 U	< 0.0756 U	< 0.0785 UJ	0.605	0.335	0.548 J
PCB-056/060	PCB-56/60	ng/g	230	14	12.7	16.3	2.07	24.6	1.88	26.7 J	10.1	9.05	5.76	1.53	11 J	25.8	12.7	21.7 J
PCB-057	70424-67-8	ng/g	230	14	1.82	1.27	< 0.0408 U	1.47	< 0.0421 U	2.3 J	0.625	0.542	< 0.0421 UJ	< 0.0403 UJ	0.858 J	2.05	0.834	1.89 J
PCB-058	41464-49-7	ng/g	230	14	< 0.053 U	< 0.0503 U	< 0.0516 U	< 0.0534 U	< 0.0532 U	< 0.0527 UJ	< 0.0528 U	< 0.0506 U	< 0.0532 U	< 0.0509 U	< 0.0529 UJ	0.684	< 0.0514 U	< 0.0526 UJ
PCB-059	74472-33-6	ng/g	230	14	3.6 J	4.23 J	0.508 J	4.22	0.486 J	6.03 J	2.13	2.3	2.27 J	< 0.0692 UJ	2.26 J	6.92	3.67	5.42 J
PCB-061/074	PCB-61/74	ng/g	230	14	22 J	22.7 J	3.05 J	32.4	2.13 J	34.5 J	13.8	11.8	13.7 J	3.61 J	15.4 J	36.7	21.1	32.5 J
PCB-062	54230-22-7	ng/g	230	14	< 0.0479 U	< 0.0454 U	< 0.0466 U	< 0.0482 U	< 0.0481 U	< 0.0476 UJ	< 0.0477 U	< 0.0457 U	< 0.048 U	< 0.046 U	< 0.0477 UJ	< 0.0466 U	< 0.0464 U	< 0.0475 UJ
PCB-063	74472-34-7	ng/g	230	14	6.91 J	5.3 J	0.606 J	5.96	0.506 J	7.69 J	3.01	2.26	2.92 J	< 0.037 UJ	2.93 J	6.59	4.02	7.89 J
PCB-065	33284-54-7	ng/g	230	14	< 0.0669 U	< 0.0635 U	< 0.0651 U	< 0.0673 U	< 0.0671 U	< 0.0664 UJ	< 0.0666 U	< 0.0639 U	< 0.067 U	< 0.0642 U	< 0.0667 UJ	< 0.0651 U	< 0.0648 U	< 0.0663 UJ
PCB-066/080	PCB-66/80	ng/g	230	14	32.5 J	39.9 J	5.66 J	53.7 J	4.21 J	63 J	23.3	19.7	17.5	3.52	27 J	55.3 J	32.9	55.4 J
PCB-067	73575-53-8	ng/g	230	14	1.8	1.7	< 0.0591 U	2.01 J	< 0.061 U	2.63 J	0.997 J	0.806 J	< 0.0609 UJ	< 0.0583 UJ	1.03 J	2.96 J	1.58 J	2.11 J
PCB-068	73575-52-7	ng/g	230	14	1.52	1.6	< 0.0689 U	2.67 J	< 0.0711 U	3.88 J	1.04 J	0.939 J	< 0.071 UJ	< 0.068 UJ	1.44 J	2.74 J	1.84 J	3.73 J
PCB-069	60233-24-1	ng/g	230	14	< 0.053 U	< 0.0503 U	< 0.0516 U	< 0.0534 U	< 0.0532 U	< 0.0527 UJ	< 0.0528 U	< 0.0506 U	< 0.0532 U	< 0.0509 U	0.233 J	< 0.0516 U	< 0.0514 U	< 0.0526 UJ
PCB-070	32598-11-1	ng/g	230	14	30.9 J	33.6 J	4.4 J	48.1 J	3.58 J	53.3 J	19.8	17.7	13.8	3.54	22.4 J	50.6 J	27.8	47.5 J
PCB-071	41464-46-4	ng/g	230	14	22.7 J	24.1 J	3.07 J	29	2.18 J	34.2 J	13.8	11	9.07	2.04	15.5 J	35.5	25	34.7 J
PCB-072	41464-42-0	ng/g	230	14	2.06 J	2.07 J	0.3 J	2.39	0.211 J	3.48 J	0.987	0.728	< 0.0549 UJ	< 0.0526 UJ	1.21 J	2.31	1.45	3.05 J
PCB-076	70362-48-0	ng/g	230	14	< 0.0783 U	< 0.0744 U	< 0.0763 U	< 0.0789 U	< 0.0786 U	< 0.0778 UJ	< 0.078 U	< 0.0748 U	< 0.0785 U	< 0.0752 U	< 0.0781 UJ	< 0.0763 U	< 0.0759 U	< 0.0777 UJ
PCB-077	32598-13-3	ng/g	38	14	5.75 J	6.45 J	0.848 J	9.31 J+	0.64 J	8.94 J	3.51 J+	3.34 J+	< 0.0395 UJ	< 0.0378 UJ	4.2 J	8.65 J+	4.89 J+	7.88 J
PCB-078	70362-49-1	ng/g	230	14	< 0.0815 U	< 0.0774 U	< 0.0793 U	< 0.0821 U	< 0.0818 U	< 0.081 UJ	< 0.0811 U	< 0.0779 U	< 0.0817 U	< 0.0783 U	< 0.0813 UJ	< 0.0793 U	< 0.079 U	< 0.0808 UJ
PCB-079	41464-48-6	ng/g	230	14	< 0.0457 U	< 0.0434 U	< 0.0445 U	< 0.046 U	< 0.0459 U	< 0.0454 UJ	< 0.0455 U	< 0.0437 U	< 0.0458 U	< 0.0439 U	< 0.0456 UJ	< 0.0445 U	< 0.0443 U	< 0.0453 UJ
PCB-081	70362-50-4	ng/g	12	14	< 0.0724 U	0.432 J+	< 0.0705 U	0.677 J+	< 0.0727 U	0.771 J	< 0.0721 U	< 0.0692 U	< 0.0726 U	< 0.0695 U	< 0.0722 UJ	0.838 J+	< 0.0702 U	< 0.0718 UJ
PCB-082	52663-62-4	ng/g	230	14	4.13	3.88	0.702	5.21	0.501	6.61 J	2.38	1.88	< 0.0772 U	< 0.0739 U	2.62 J	5.48	3.08	5.46 J
PCB-083/109	PCB-83/109	ng/g	230	14	3.42	2.61	0.387	3.59	< 0.177 U	4.39 J	1.45	0.976	< 0.177 U	< 0.169 U	1.85 J	3.25	1.86	3.64 J
PCB-084	52663-60-2	ng/g	230	14	8.49	8.87	1.38	12.3	0.941	15.6 J	5.22	3.91	3.95	0.789	6.52 J	13.8	7.26	14.6 J
PCB-085/120	PCB-85/120	ng/g	230	14	10.6	8.14	1.37	10.4	0.935	14.8 J	5.4	3.81	2.94	< 0.109 U	5.85 J	9.85	5.64	12.8 J
PCB-086/097	PCB-86/97	ng/g	230	14	11.7	9.29	1.44	12.6	0.946	16 J	5.27	4.15	3.57	< 0.126 U	6.58 J	12.1	6.26	14 J
PCB-087/115/116	PCB-87/115/116	ng/g	230	14	18.8	13.9	2.23	18.9	1.46	25 J	8.76	6.04	4.62	< 0.308 U	9.52 J	18.1	9.55	22.3 J
PCB-088/121	PCB-88/121	ng/g	230	14	< 0.158 U	< 0.15 U	< 0.154 U	< 0.159 U	< 0.158 U	< 0.157 UJ	< 0.157 U	< 0.151 U	< 0.158 U	< 0.152 U	< 0.157 UJ	< 0.154 U	< 0.153 U	< 0.157 UJ
PCB-089/090/101	PCB-89/90/101	ng/g	230	14	38.9	27.8	4.32	37.9	2.79	53.3 J	15.6	11.4	11	2.05	18.8 J	32.2	17.6	45.3 J
PCB-091	68194-05-8	ng/g	230	14	11.1	10.1	1.41	12.5	0.947	17 J	5.86	4.22	4.1	0.993	6.56 J	12.1	7.03	15.7 J
PCB-092	52663-61-3	ng/g	230	14	10.5	8.34	1.29	10.8	0.828	15.6 J	4.66	3.14	3.33	0.522	5.49 J	9.12	5.57	13.7 J
PCB-093/095	PCB-93/95	ng/g	230	14	26	25	3.73	33.5	2.56	44.8 J	13.9	10.5	9.68	2.04	16.8 J	34.3	17.1	40.4 J
PCB-094	73575-55-0	ng/g	230	14	1.26	0.988	< 0.0458 U	0.977	< 0.0473 U	1.69 J	0.493	0.369	< 0.0472 UJ	< 0.0452 UJ	0.617 J	0.932	0.622	1.69 J
PCB-096	73575-54-9	ng/g	230	14	0.719	0.755	< 0.0589 U	0.984 J	< 0.0608 U	1.12 J	0.431 J	0.412 J	< 0.0607 UJ	< 0.0581 UJ	0.456 J	1.16 J	0.611 J	1.27 J
PCB-098/102	PCB-98/102	ng/g	230	14	4.61	3.08	0.413	4.16	0.32	5.04 J	1.68	1.3	1.34	< 0.0954 U	2.12 J	4.25	2.53	5.02 J
PCB-099	38380-01-7	ng/g	230	14	29.6	17.8	2.78	23.3	1.85	32.4 J	10.2	7.13	7.19	1.47	12 J	20.1	11.5	27.8 J
PCB-100	39485-83-1	ng/g	230	14	1.24	0.973	< 0.0562 U	1.2 J	< 0.058 U	1.69 J	0.576 J	0.429 J	< 0.0579 UJ	< 0.0555 UJ	0.676 J	0.853 J	0.575 J	1.57 J
PCB-103	60145-21-3	ng/g	230	14	0.98 J	0.854 J	< 0.0568 UJ	1.16	< 0.0586 UJ	1.67 J	0.566	0.365	< 0.0585 U	< 0.056 U	0.472 J	0.885	0.661	1.33 J
PCB-104	56558-16-8	ng/g	230	14	< 0.0447 U	< 0.0424 U	< 0.0435 U	< 0.045 U	< 0.0449 U	0.182 J	< 0.0445 U	< 0.0427 U	< 0.0448 U	< 0.0429 U	< 0.0446 UJ	< 0.0435 U	< 0.0433 U	< 0.0443 UJ

Table 28
Phase 2 Reach Sediment Analytical Results
Phase 2 Data Evaluation Summary Memorandum
Lower Neponset River
Boston and Milton, Massachusetts

					Location	24A-0136	24A-0137	24A-0138	24A-0139	24A-0140	24A-0141	24A-0142	24A-0142	24A-0143	24A-0143	24A-0144	24A-0145	24A-0145	24A-0146
					Sample Name	24A-0136-AS	24A-0137-AS	24A-0138-AS	24A-0139-AS	24A-0140-AS	24A-0141-AS	24A-0142-AS	24A-0142-BS	24A-0143-AS	24A-0143-BS	24A-0144-AS	24A-0145-AS	24A-0145-BS	24A-0146-AS
					Sample Date	10/18/2024	10/18/2024	10/18/2024	10/17/2024	10/18/2024	10/14/2024	10/17/2024	10/17/2024	10/15/2024	10/15/2024	10/17/2024	10/17/2024	10/17/2024	10/16/2024
					Sample Type	N	N	N	N	N	N	N	N	N	N	N	N	N	N
					Depth Interval	0 - 0.3 ft	0 - 0.3 ft	0 - 0.3 ft	0 - 0.3 ft	0 - 0.3 ft	0 - 0.5 ft	0 - 0.5 ft	0.5 - 0.7 ft	0 - 0.5 ft	0.5 - 1.2 ft	0 - 0.3 ft	0 - 0.5 ft	0.5 - 0.65 ft	0 - 0.5 ft
Analyte	Cas No.	Units	Human Health PAL	Ecological PAL															
PCB-105/127	PCB-105/127	ng/g	120	14	17.1	9.7	1.67	14.2	1.13	18 J	7.16	4.26	3.02	< 0.0674 U	7.3 J	11.5	6.07	15.2 J
PCB-106/118	PCB-106/118	ng/g	120	14	43.8 J	26.9	4.19	35.1	2.77	48.9 J	16	10.4	8.58	1.48	18.1 J	28.4	16.2	42.4 J
PCB-107/108	PCB-107/108	ng/g	230	14	4.45 J	2.59 J	0.446 J	3.59	0.277 J	4.53 J	1.56	1.03	< 0.127 U	< 0.122 U	1.84 J	2.75	1.7	4.22 J
PCB-110	38380-03-9	ng/g	230	14	49.9 J	43.5 J	6.76	55.9 J	4.45	80.6 J	26.3	17.9	16.5	3.04	29.6 J	53.5 J	29.2	72.8 J
PCB-111/117	PCB-111/117	ng/g	230	14	< 0.285 U	< 0.27 U	< 0.277 U	< 0.287 U	< 0.286 U	< 0.283 UJ	< 0.284 U	< 0.272 U	< 0.286 U	< 0.274 U	< 0.284 UJ	< 0.277 U	< 0.276 U	< 0.282 UJ
PCB-112	74472-36-9	ng/g	230	14	0.567 J	< 0.0546 UJ	< 0.056 UJ	< 0.058 U	< 0.0578 UJ	0.563 J	< 0.0573 U	< 0.055 U	< 0.0577 U	< 0.0553 U	< 0.0574 UJ	< 0.056 U	< 0.0558 U	< 0.0571 UJ
PCB-113	68194-10-5	ng/g	230	14	< 0.0477 U	< 0.0453 U	< 0.0464 U	< 0.048 U	< 0.0479 U	0.59 J	< 0.0475 U	< 0.0455 U	< 0.0478 U	< 0.0458 U	< 0.0475 UJ	< 0.0464 U	< 0.0462 U	< 0.0473 UJ
PCB-114	74472-37-0	ng/g	120	14	2.32	0.966	< 0.0722 U	1.05	< 0.0745 U	1.38 J	0.544	0.415	< 0.0744 U	< 0.0712 U	0.493 J	0.985	< 0.0719 U	1.41 J
PCB-119	56558-17-9	ng/g	230	14	2.56 J	2.22 J	0.388 J	2.63	< 0.0574 UJ	3.91 J	1.23	0.859	< 0.0573 UJ	< 0.0549 UJ	1.32 J	2.31	1.48	3.62 J
PCB-122	76842-07-4	ng/g	230	14	0.636	0.481	< 0.0797 U	< 0.0825 U	< 0.0822 U	0.614 J	< 0.0815 U	< 0.0782 U	< 0.0821 U	< 0.0787 U	< 0.0817 UJ	< 0.0797 U	< 0.0794 U	< 0.0812 UJ
PCB-123	65510-44-3	ng/g	120	14	1.96 J	0.784 J	< 0.0618 UJ	1.41 J+	< 0.0637 UJ	1.96 J	0.556 J+	0.453 J+	< 0.0637 UJ	< 0.061 UJ	0.679 J	0.691 J+	0.605 J+	1.59 J
PCB-124	70424-70-3	ng/g	230	14	1.62	0.812	< 0.0347 U	1.33	< 0.0357 U	2.08 J	0.495	0.345	< 0.0357 UJ	< 0.0342 UJ	0.611 J	0.87	0.651	1.54 J
PCB-125	74472-39-2	ng/g	230	14	0.641	< 0.0413 U	< 0.0424 U	< 0.0438 U	< 0.0437 U	0.505 J	< 0.0433 U	< 0.0416 U	< 0.0436 U	< 0.0418 U	< 0.0434 UJ	< 0.0424 U	< 0.0422 U	< 0.0432 UJ
PCB-126	57465-28-8	ng/g	0.036	14	< 0.051 U	< 0.0485 U	< 0.0497 U	< 0.0514 U	< 0.0512 U	< 0.0507 UJ	< 0.0508 U	< 0.0488 U	< 0.0512 U	< 0.049 U	< 0.0509 UJ	< 0.0497 U	< 0.0495 U	< 0.0506 UJ
PCB-128	38380-07-3	ng/g	230	14	7.56	4.81	0.88	6.46	0.384	10.1 J	2.74	1.4	< 0.0706 U	< 0.0676 U	3.11 J	5.1	2.27	8.13 J
PCB-129	55215-18-4	ng/g	230	14	1.76	0.979	< 0.0947 U	1.44 J	< 0.0977 U	2.21 J	0.579 J	0.362 J	< 0.0976 U	< 0.0935 U	0.846 J	1.12 J	0.447 J	1.55 J
PCB-130	52663-66-8	ng/g	230	14	2.84 J	1.93 J	0.388 J	2.55	< 0.0965 UJ	3.42 J	0.957	0.586	< 0.0964 U	< 0.0923 U	1.05 J	1.29	0.911	2.85 J
PCB-131/142	PCB-131/142	ng/g	230	14	0.584	0.383	< 0.021 U	0.495 J	< 0.0216 U	0.64 J	0.338 J	< 0.0206 UJ	< 0.0216 U	< 0.0207 U	0.309 J	0.389 J	< 0.0209 UJ	0.449 J
PCB-132/168	PCB-132/168	ng/g	230	14	10.9	7.27	1.25	9.97	0.815	15.8 J	4.36	2.83	2.93	0.551	4.88 J	6.94	4.05	12.4 J
PCB-133	35694-04-3	ng/g	230	14	0.821	0.591	< 0.1 U	0.764	< 0.103 U	0.97 J	0.369	< 0.0985 U	< 0.103 UJ	< 0.099 UJ	0.406 J	0.431	0.339	0.855 J
PCB-134	52704-70-8	ng/g	230	14	1.77	1.11	0.283	1.78 J	< 0.137 U	2.69 J	0.642 J	0.493 J	< 0.137 UJ	< 0.131 UJ	0.784 J	1.2 J	0.644 J	2.08 J
PCB-135/144	PCB-135/144	ng/g	230	14	4.9	3.16	0.559	4.21	0.332	6.94 J	1.92	1.22	1.21 J	< 0.11 UJ	2.16 J	3	1.77	5.54 J
PCB-136	38411-22-2	ng/g	230	14	3.1	2.51	0.436	3.24	0.308	5.13 J	1.33	0.955	0.949	0.173 J	1.58 J	2.37	1.27	4.15 J
PCB-137	35694-06-5	ng/g	230	14	2.92	1.44	0.359	2.28 J	< 0.131 U	3.4 J	0.984 J	0.505 J	< 0.131 U	< 0.125 U	0.96 J	1.11 J	0.642 J	2.39 J
PCB-138/163/164	PCB-138/163/164	ng/g	230	14	40.8 J	23	4.32	34	2.34	57 J	13.1	7.87	7.99	1.42	15.9 J	19.8	11.4	44 J
PCB-139/149	PCB-139/149	ng/g	230	14	21.3	14	2.36	19.2	1.39	31.2 J	8.12	5	5.47	0.885	9.55 J	13.5	7.6	24.2 J
PCB-140	59291-64-4	ng/g	230	14	0.347	0.229	< 0.0616 U	< 0.0638 U	< 0.0635 U	0.393 J	< 0.063 U	< 0.0605 U	< 0.0635 U	< 0.0608 U	< 0.0631 UJ	< 0.0616 U	< 0.0614 U	< 0.0628 UJ
PCB-141	52712-04-6	ng/g	230	14	6.75 J	3.06 J	0.525 J	3.92	0.374 J	6.43 J	1.65	1.02	< 0.119 U	< 0.114 U	1.94 J	2.66	1.37	5.46 J
PCB-143	68194-15-0	ng/g	230	14	< 0.0637 U	< 0.0605 U	< 0.062 U	< 0.0642 U	< 0.0639 U	< 0.0633 UJ	< 0.0634 U	< 0.0609 U	< 0.0639 U	< 0.0612 U	< 0.0635 UJ	< 0.062 U	< 0.0617 U	< 0.0632 UJ
PCB-145	74472-40-5	ng/g	230	14	< 0.0795 U	< 0.0755 U	< 0.0774 U	< 0.0801 U	< 0.0798 U	< 0.079 UJ	< 0.0792 U	< 0.076 U	< 0.0797 U	< 0.0764 U	< 0.0793 UJ	< 0.0774 U	< 0.0771 U	< 0.0789 UJ
PCB-146	51908-16-8	ng/g	230	14	4.25	2.66	0.517	3.69	0.23	5.92 J	1.55	1.06	1.49	< 0.0545 U	1.82 J	2.51	1.37	4.78 J
PCB-147	68194-13-8	ng/g	230	14	1.57	1.01	0.246	1.44	0.151 J	2.32 J	0.579	0.468	< 0.0772 UJ	< 0.0739 UJ	0.734 J	0.982	0.78	1.72 J
PCB-148	74472-41-6	ng/g	230	14	< 0.0687 U	< 0.0652 U	< 0.0668 U	< 0.0691 U	< 0.0689 U	0.301 J	< 0.0683 U	< 0.0656 U	< 0.0688 U	< 0.0659 U	< 0.0685 UJ	< 0.0668 U	< 0.0665 U	< 0.0681 UJ
PCB-150	68194-08-1	ng/g	230	14	< 0.0787 U	< 0.0747 U	< 0.0766 U	< 0.0793 U	< 0.079 U	0.161 J	< 0.0784 U	< 0.0752 U	< 0.0789 U	< 0.0756 U	< 0.0785 UJ	< 0.0766 U	< 0.0763 U	< 0.0781 UJ
PCB-151	52663-63-5	ng/g	230	14	5.31	3.56	0.665	4.88	0.409	7.6 J	2.07	1.38	1.5	< 0.0585 U	2.45 J	3.5	1.81	6.29 J
PCB-152	68194-09-2	ng/g	230	14	0.187 J	< 0.0826 U	< 0.0847 U	< 0.0877 U	< 0.0874 U	0.19 J	< 0.0866 U	< 0.0832 U	< 0.0873 U	< 0.0836 U	< 0.0868 UJ	< 0.0847 U	< 0.0844 U	< 0.0863 UJ
PCB-153	35065-27-1	ng/g	230	14	25.6	14.6	2.8	20.5	1.46	33.6 J	8.25	4.94	5.22	0.849	9.74 J	12.4	7	26.2 J
PCB-154	60145-22-4	ng/g	230	14	0.564 J	0.546 J	< 0.0489 UJ	0.599	< 0.0504 UJ	1.05 J	0.297	0.248	< 0.0504 U	< 0.0483 U	0.298 J	0.459	0.264	0.973 J
PCB-155	33979-03-2	ng/g	230	14	< 0.0423 U	< 0.0402 U	< 0.0412 U	< 0.0426 U	< 0.0425 U	< 0.0421 UJ	< 0.0421 U	< 0.0404 U	< 0.0424 U	< 0.0407 U	< 0.0422 UJ	< 0.0412 U	< 0.041 U	< 0.042 UJ
PCB-156	38380-08-4	ng/g	120	14	5.45	2.18	0.57	3.02 J	0.199 J	4.56 J	1.25 J	0.671 J	< 0.0615 U	< 0.0589 U	1.61 J	1.76 J	1.01 J	3.45 J
PCB-157	69782-90-7	ng/g	120	14	1.45 J+	0.709 J+	< 0.0572 U	1 J+	< 0.059 U	1.59 J	0.369 J+	< 0.0561 U	< 0.0589 UJ	< 0.0564 UJ	0.508 J	< 0.0572 U	< 0.057 U	1.1 J
PCB-158/160	PCB-158/160	ng/g	230	14	4.64	2.29	0.53	2.99	0.231	4.69 J	1.42	0.757	< 0.124 U	< 0.119 U	1.62 J	1.7	1.05	3.69 J
PCB-159	39635-35-3	ng/g	230	14	< 0.0698 U	< 0.0663 U	< 0.068 U	< 0.0703 U	< 0.0701 U	< 0.0694 UJ	< 0.0695 U	< 0.0667 U	< 0.07 U	< 0.0671 U	< 0.0696 UJ	< 0.068 U	< 0.0677 U	< 0.0692 UJ
PCB-161	74472-43-8	ng/g	230	14	< 0.0659 U	< 0.0625 U	< 0.0641 U	< 0.0663 U	< 0.0661 U	< 0.0655 UJ	< 0.0656 U	< 0.0629 U	< 0.0661 U	< 0.0633 U	< 0.0657 UJ	< 0.0641 U	< 0.0639 U	< 0.0653 UJ
PCB-162	39635-34-2	ng/g	230	14	< 0.0675 U	< 0.064 U	< 0.0657 U	< 0.0679 U	< 0.0677 U	< 0.067 UJ	< 0.0671 U	< 0.0644 U	< 0.0676 U	< 0.0648 U	< 0.0673 UJ	< 0.0657 U	< 0.0654 U	< 0.0669 UJ
PCB-165	74472-46-1	ng/g	230	14	< 0.0944 U	< 0.0896 U	< 0.0918 U	< 0.095 U	< 0.0947 U	< 0.0938 UJ	< 0.0939 U	< 0.0901 U	< 0.0946 U	< 0.0906 U	< 0.0941 UJ	< 0.0918 U	< 0.0915 U	< 0.0936 UJ
PCB-166	41411-63-6	ng/g	230	14	< 0.0845 U	< 0.0802 U	< 0.0822 U	< 0.0851 U	< 0.0848 U	< 0.0839 UJ	< 0.0841 U	< 0.0807 U	< 0.0847 U	< 0.0811 U	< 0.0842 UJ	< 0.0822 U	< 0.0819 U	< 0.0838 UJ
PCB-167	52663-72-6	ng/g	120	14	1.95 J	1.27 J	0.236 J	1.44 J	< 0.058 UJ	2.14 J	0.43 J	0.356 J	< 0.0579 UJ	< 0.0555 UJ	0.721 J	0.832 J	0.523 J	2.18 J
PCB-169	32774-16-6	ng/g	0.12	14	< 0.051 U	< 0.0485 U	< 0.0497 U	< 0.0514 U	< 0.0512 U	< 0.0507 UJ	< 0.0508 U	< 0.0488 U	< 0.0512 U	< 0.049 U	< 0.0509 UJ	< 0.0497 U	< 0.0495 U	< 0.0506 UJ
PCB-170/190	PCB-170/190	ng/g	230	14	9.14	4.26	1.34	5.93	0.434	9.68 J	2.43	1.49	1.07	< 0.285 U	2.76 J	4.19	2.16	7.79 J
PCB-171	52663-71-5	ng/g	230	14	2.34 J	1.1 J	0.301 J	1.6 J	< 0.0665 UJ	2.7 J	0.555 J	0.338 J	< 0.0664 U	< 0.0636 U	0.814 J	0.984 J	0.596 J	2.17 J
PCB-172/192	PCB-172/192	ng/g	230	14	1.23	0.443	0.166 J	0.85	< 0.147 U	1.33 J	0.364	0.214	< 0.147 UJ	< 0.141 UJ	0.409 J	0.558	0.352	0.962 J
PCB-173	68194-16-1	ng/g	230	14	< 0.0892 U	< 0.0847 U	< 0.0868 U	< 0.0899 U	< 0.0896 U	0.254 J	< 0.0888 U	< 0.0852 U	< 0.0895 U	< 0.0857 U	< 0.089 UJ	< 0.0868 U	< 0.0865 U	< 0.0885 UJ
PCB-174	38411-25-5	ng/g	230	14	6.73	3.55	0.884	5.03	0.331	7.66 J	2.08	1.22	1.19	< 0.101 U	2.33 J	3.26	1.67	6.5 J
PCB-175	40186-70-7	ng/g	230	14	< 0.0637 U	< 0.0605 U	< 0.062 U	0.196 J	< 0.0639 U	0.359 J	< 0.0634 UJ	< 0.0609 UJ	< 0.0639 U	< 0.0612 U	0.193 J	0.164 J	< 0.0617 UJ	0.317 J
PCB-176	52663-65-7	ng/g	230	14	0.793	0.412	0.0976 J	0.486	< 0.0689 U	0.947 J	0.191 J	0.169 J	< 0.0688 UJ	< 0.0659 UJ	0.273 J	0.448	0.224	0.693 J
PCB-177	52663-70-4	ng/g	230	14	4.07	2.26	0.518	3.07	0.219	5 J	1.36	0.767	0.82	< 0.0855 U	1.61 J	2.22	1.13	4 J
PCB-178	52663-67-9	ng/g	230	14	1.47 J	0.783 J	0.245 J	1.14	< 0.0842 UJ	1.89 J	0.529	0.322	< 0.0841 U	< 0.0806 U	0.606 J	0.796	0.453	1.41 J
PCB-179	52663-64-6	ng/g	230	14	2.31	1.33	0.341	1.73	0.186 J	2.84 J	0.852	0.513	0.522 J	< 0.0593 UJ	0.859 J	1.39	0.74	2.38 J
PCB-180	35065-29-3	ng/g	230	14	15.3	7.54	2.06	10.5	0.713	16.3 J	4.65	2.71	2.33	0.337	4.92 J	7	4.01	13.2 J
PCB-181	74472-47-2	ng/g	230	14	< 0.0938 U	< 0.089 U	< 0.0913 U	< 0.0944 U	< 0.0941 U	< 0.0932 UJ	< 0.0933 U	< 0.0896 U	< 0.094 U	< 0.0901 U	< 0.0935 UJ	< 0.0913 U	< 0.0909 U	< 0.093 UJ
PCB-182/187	PCB-182/187	ng/g	230	14	7.47	4.42	1.05	5.98	0.515	9.39 J	2.78	1.55	1.51	0.277	2.94 J	4.14	2.38	7.83 J
PCB-183	52663-69-1	ng/g	230	14	3.4 J	1.73 J	0.426 J	2.63	0.199 J	3.91 J	1.15	0.648	0.533	< 0.0693 U	1.16 J	1.69	0.996	3.12 J
PCB-184	74472-48-3	ng/g	230	14	< 0.0493 U	< 0.0468 U	< 0.0479 U	< 0.0496 U	< 0.0494 U	< 0.0489 UJ	< 0.049 U	< 0.0471 U	< 0.0494 U	< 0.0473 U	< 0.0491 UJ	< 0.0479 U	< 0.0477 U	< 0.0488 UJ
PCB-185	52712-05-7	ng/g	230	14	0.843	0.43	< 0.0703 U	0.702 J	< 0.0725 U	0.928 J	0.259 J	< 0.069 UJ	< 0.0724 U	< 0.0693 U	0.315 J	0.348 J	0.242 J	0.759 J
PCB-186	74472-49-4	ng/g	230	14	< 0.074 U	< 0.0702 U	< 0.072 U	< 0.0745 U	< 0.0743 U	< 0.0735 UJ	< 0.0736 U	< 0.0707 U	< 0.0742 U	< 0.0711 U	< 0.0738 UJ	< 0.072 U	< 0.0717 U	< 0.0734 UJ
PCB-188	74487-85-7	ng/g	230	14	< 0.0538 U	< 0.0511 U	< 0.0524 U	< 0.0542 U	< 0.054 U	< 0.0535 UJ	< 0.0536 U	< 0.0514 U	< 0.054 U	< 0.0517 U	< 0.0537 UJ	< 0.0524 U	< 0.0522 U	< 0.0534 UJ
PCB-189	39635-31-9	ng/g	130	14	0.58 J+	< 0.0526 U	< 0.0539 U	0.45 J+	< 0.0556 U	0.606 J	< 0.0551 U	< 0.0529 U	< 0.0555 U	< 0.0532 U	< 0.0552 UJ	< 0.0539 U	< 0.0537 U	< 0.0549 UJ
PCB-191	74472-50-7	ng/g	230	14	0.388	0.205	< 0.133 U	0.289	< 0.138 U	0.378 J	< 0.136 U	< 0.131 U	< 0.137 U	< 0.132 U	0.165 J	< 0.133 U	< 0.133 U	0.331 J
PCB-193	69782-91-8	ng/g	230	14	0.868	0.457	< 0.18 U	0.473	< 0.185 U	0.846 J	0.255	0.219	< 0.185 UJ	< 0.177 UJ	0.239 J	0.408	0.188 J	0.61 J

Table 28
Phase 2 Reach Sediment Analytical Results
Phase 2 Data Evaluation Summary Memorandum
Lower Neponset River
Boston and Milton, Massachusetts

					Location	24A-0136	24A-0137	24A-0138	24A-0139	24A-0140	24A-0141	24A-0142	24A-0142	24A-0143	24A-0143	24A-0144	24A-0145	24A-0145	24A-0146
					Sample Name	24A-0136-AS	24A-0137-AS	24A-0138-AS	24A-0139-AS	24A-0140-AS	24A-0141-AS	24A-0142-AS	24A-0142-BS	24A-0143-AS	24A-0143-BS	24A-0144-AS	24A-0145-AS	24A-0145-BS	24A-0146-AS
					Sample Date	10/18/2024	10/18/2024	10/18/2024	10/17/2024	10/18/2024	10/14/2024	10/17/2024	10/17/2024	10/15/2024	10/15/2024	10/17/2024	10/17/2024	10/17/2024	10/16/2024
					Sample Type	N	N	N	N	N	N	N	N	N	N	N	N	N	N
					Depth Interval	0 - 0.3 ft	0 - 0.3 ft	0 - 0.3 ft	0 - 0.3 ft	0 - 0.3 ft	0 - 0.5 ft	0 - 0.5 ft	0.5 - 0.7 ft	0 - 0.5 ft	0.5 - 1.2 ft	0 - 0.3 ft	0 - 0.5 ft	0.5 - 0.65 ft	0 - 0.5 ft
Analyte	Cas No.	Units	Human Health PAL	Ecological PAL															
PCB-194	35694-08-7	ng/g	230	14		5.16 J	2.36 J	1.16 J	3.35	< 0.159 UJ	5.69 J	2.03	0.705	< 0.159 UJ	< 0.152 UJ	1.79 J	2.68	1.98	4.8 J
PCB-195	52663-78-2	ng/g	230	14		1.52	1.03	< 0.147 U	1.44 J	< 0.151 U	1.71 J	0.74 J	< 0.144 UJ	< 0.151 U	< 0.145 U	0.628 J	0.834 J	0.694 J	1.23 J
PCB-196/203	PCB-196/203	ng/g	230	14		5.07	2.7	0.834	3.66 J	0.327	6.19 J	1.77 J	1.02 J	< 0.133 U	< 0.127 U	1.96 J	2.55 J	1.76 J	4.85 J
PCB-197	33091-17-7	ng/g	230	14		< 0.059 U	< 0.056 U	< 0.0574 U	< 0.0594 U	< 0.0592 U	< 0.0586 UJ	< 0.0587 U	< 0.0563 U	< 0.0591 U	< 0.0566 U	< 0.0588 UJ	< 0.0574 U	< 0.0571 U	< 0.0585 UJ
PCB-198	68194-17-2	ng/g	230	14		< 0.1 U	< 0.095 U	< 0.0974 U	< 0.101 U	< 0.1 U	0.497 J	< 0.0996 U	< 0.0956 U	< 0.1 U	< 0.0961 U	< 0.0998 UJ	< 0.0974 U	< 0.097 U	< 0.0993 UJ
PCB-199	52663-75-9	ng/g	230	14		3.94	2.25	0.569	2.96	0.358	5.27 J	1.49	0.766	< 0.0922 U	< 0.0883 U	1.81 J	2.18	1.34	4.09 J
PCB-200	52663-73-7	ng/g	230	14		0.525	0.239	< 0.0832 U	0.5 J	< 0.0858 U	0.659 J	< 0.0851 UJ	< 0.0816 UJ	< 0.0857 U	< 0.0821 U	0.214 J	0.365 J	< 0.0828 UJ	0.797 J
PCB-201	40186-71-8	ng/g	230	14		0.468	0.258	< 0.0499 U	0.291 J	< 0.0514 U	0.568 J	< 0.051 UJ	< 0.0489 UJ	< 0.0514 U	< 0.0492 U	< 0.0511 UJ	0.287 J	< 0.0497 UJ	0.666 J
PCB-202	2136-99-4	ng/g	230	14		0.759 J	0.368 J	0.158 J	0.624 J	< 0.0643 UJ	0.975 J	0.297 J	< 0.0612 UJ	< 0.0643 U	< 0.0616 U	0.258 J	0.337 J	0.234 J	0.753 J
PCB-204	74472-52-9	ng/g	230	14		< 0.0991 UJ	< 0.0941 UJ	< 0.0965 UJ	< 0.0998 U	< 0.0995 UJ	< 0.0985 UJ	< 0.0987 U	< 0.0947 U	< 0.0994 U	< 0.0952 U	< 0.0988 UJ	< 0.0965 U	< 0.0961 U	< 0.0983 UJ
PCB-205	74472-53-0	ng/g	230	14		< 0.0548 UJ	< 0.052 UJ	< 0.0533 UJ	< 0.0552 U	< 0.055 UJ	< 0.0545 UJ	< 0.0545 U	< 0.0524 U	< 0.0549 U	< 0.0526 U	< 0.0546 UJ	< 0.0533 U	< 0.0531 U	< 0.0543 UJ
PCB-206	40186-72-9	ng/g	230	14		1.87	1.46	< 0.0512 U	1.66 J	< 0.0528 U	3.25 J	0.688 J	0.442 J	< 0.0528 U	< 0.0505 U	0.921 J	0.948 J	0.776 J	2.46 J
PCB-207	52663-79-3	ng/g	230	14		< 0.0694 U	< 0.0659 U	< 0.0676 U	< 0.0699 U	< 0.0697 U	0.333 J	< 0.0691 U	< 0.0663 U	< 0.0696 U	< 0.0667 U	< 0.0692 UJ	< 0.0676 U	< 0.0673 U	< 0.0688 UJ
PCB-208	52663-77-1	ng/g	230	14		0.505 J	0.5 J	< 0.0676 UJ	0.608 J	< 0.0697 UJ	1.05 J	0.222 J	< 0.0663 UJ	< 0.0696 U	< 0.0667 U	0.236 J	0.349 J	0.257 J	0.89 J
PCB-209	2051-24-3	ng/g	230	14		0.946 J	1.07 J	< 0.0445 UJ	1.58 J	< 0.0459 UJ	2.93 J	0.564 J	< 0.0437 UJ	< 0.0458 UJ	< 0.0439 UJ	0.696 J	0.62 J	0.735 J	2.3 J
Total Decachlorobiphenyls	RA_Total_DECPCB	ng/g	230	14		0.946	1.07	< 0.0445 U	1.58	< 0.0459 U	2.93	0.564	< 0.0437 U	< 0.0458 U	< 0.0439 U	0.696	0.62	0.735	2.3
Total Dichlorobiphenyls	RA_Total_DIPCB	ng/g	230	14		124.78	240.2	17.661	223.92	10.338	242.75	94.899	94.011	67.3	40.91	88.204	206.05	203.62	207.23
Total Heptachlorobiphenyls	RA_Total_HEPPCB	ng/g	230	14		56.932	28.92	7.4286	41.056	2.597	65.018	17.455	10.16	7.975	0.614	19.593	27.596	15.141	52.072
Total Hexachlorobiphenyls	RA_Total_HEXPCB	ng/g	230	14		157.323	93.297	16.924	129.868	8.623	210.445	53.304	32.121	26.759	3.878	62.976	83.053	46.52	164.437
Total Monochlorobiphenyls	RA_Total_MONPCB	ng/g	230	14		24.4	22.187	1.912	34.238	0.604	33.213	15.641	12.09	6.06	2.88	9.7	14.57	8.39	29.22
Total Nonachlorobiphenyls	RA_Total_NONPCB	ng/g	230	14		2.375	1.96	< 0.0676 U	2.268	< 0.0697 U	4.633	0.91	0.442	< 0.0696 U	< 0.0667 U	1.157	1.297	1.033	3.35
Total Octachlorobiphenyls	RA_Total_OCTPCB	ng/g	230	14		17.442	9.205	2.721	12.825	0.685	21.559	6.327	2.491	< 0.159 U	< 0.152 U	6.66	9.233	6.008	17.186
Total Pentachlorobiphenyls	RA_Total_PENPCB	ng/g	230	14		307.603	230.333	34.906	304.691	22.705	420.524	136.291	95.693	79.82	12.384	156.874	279.486	153.355	369.36
Total Tetrachlorobiphenyls	RA_Total_TETPCB	ng/g	230	14		502.354	557.363	70.889	714.295	51.722	831.16	310.896	262.419	223.98	56.942	367.509	832.933	511.078	801.115
Total Trichlorobiphenyls	RA_Total_TRICPB	ng/g	230	14		339.774	542.52	50.41	637.07	34.525	566.285	254.434	235.417	239.79	87.99	256.349	760.96	645.181	611.68
Total PCB Congeners	RA_Tot_PCB_Cong	ng/g	120	14		1533.93	1727.06	202.852	2101.81	131.799	2398.52	890.721	744.844	651.684	205.598	969.718	2215.8	1591.06	2257.95
Total PCB TEQ (Bird)	RA-TEQ-B-PCB	ng/g				0.2906149	0.36734504	0.04266826	0.535511	0.0321606	0.52718906	0.17660216	0.16764669	0.0003878	0.0000148	0.2111861	0.51802373	0.24538128	0.3965777
Total PCB TEQ (Fish)	RA-TEQ-F-PCB	ng/g				0.00094805	0.001073545	0.00011813	0.00155785	0.000084495	0.00167518	0.000482545	0.000416775	0.000058	0.0000074	0.000567055	0.00150484	0.00061104	0.00112465
Total PCB TEQ (Mammal)	RA-TEQ-M-PCB	ng/g				0.0028133	0.00204987	0.00028478	0.0028642	0.00018697	0.00349938	0.00114027	0.00083065	0.000348	0.0000444	0.00130233	0.00244144	0.00122124	0.0028079
TAL Metals and Mercury																			
Aluminum	7429-90-5	mg/kg	7700	25000		3500	3900	5400	5200	2600	7000 J	2300	-	4000	-	-	3200	-	5900
Calcium	7440-70-2	mg/kg				2100	2800	1800	3000	860	3400 J	1400	-	3600	-	-	1100	-	2900
Iron	7439-89-6	mg/kg	5500	20000		13000	14000	19000	16000	9200	20000 J	22000	-	39000	-	-	8800	-	19000
Magnesium	7439-95-4	mg/kg				1600	1500	2200	1800	1200	2000 J	940	-	1100	-	-	1500	-	1900
Potassium	7440-09-7	mg/kg				340 J	420 J	290 J	720 J	300 J	470 J	290 J	-	290 J-	-	-	320 J	-	720 J-
Sodium	7440-23-5	mg/kg				300 J	370 J	200 J	430 J	< 620 U	470 J	190 J	-	260 J	-	-	< 690 U	-	450 J
Antimony	7440-36-0	mg/kg	3.1	2		< 2.1 U	< 2.7 U	< 1.3 U	< 2.7 U	< 1.2 U	1.8 J	< 1.4 U	-	14	-	-	< 1.4 U	-	< 3.1 U
Arsenic	7440-38-2	mg/kg	0.68	9.8		3.0	4.7	1.4	3.8	1.3	7.4 J	2.4	-	20 J-	-	-	1.9	-	6.0 J-
Barium	7440-39-3	mg/kg	1500	20		77	110	53	100	25	150 J	43	-	230	-	-	23	-	130
Beryllium	7440-41-7	mg/kg	16			0.33 J-	0.48 J-	0.15 J-	0.51 J-	0.14 J-	0.70 J	0.18 J-	-	0.43 J-	-	-	0.18 J-	-	0.47 J-
Cadmium	7440-43-9	mg/kg	0.71	1		0.45 J	0.87 J	0.16 J	1.1 J	< 0.60 U	1.7 J	0.18 J	-	1.6	-	-	0.32 J	-	1.2 J
Chromium, Total	7440-47-3	mg/kg	0.95	43.4		19 EB	28 EB	8.3 EB	34 EB	6.0 EB	59 JEB	11 EB	-	94 EB	-	-	22 EB	-	41 EB
Cobalt	7440-48-4	mg/kg	2.3	50		5.1	7.7	3.4	7.6	2.5	18 J	3.5	-	19	-	-	2.4	-	9.5
Copper	7440-50-8	mg/kg	310	31.6		20	36	11	47	5.9	75 J	12	-	3400	-	-	18	-	69
Lead	7439-92-1	mg/kg	200	35.8		63	95	32	110	27	200 J	40	-	990	-	-	72	-	140
Manganese	7439-96-5	mg/kg	180	460		1100 EB	1400 EB	1200 EB	780 EB	380 EB	1600 JEB	860 EB	-	870 EB	-	-	200 EB	-	900 EB
Nickel	7440-02-0	mg/kg	140	22.7		6.0	8.5	3.9	10	3.6	25 J	4.3	-	34	-	-	6.0	-	10
Selenium	7782-49-2	mg/kg	39	11		< 5.4 U	< 6.8 U	< 3.4 U	< 6.8 U	< 3.0 U	< 2.4 UJ	< 3.4 U	-	< 4.9 U	-	-	< 3.5 U	-	< 7.8 U
Silver	7440-22-4	mg/kg	39	1		< 1.1 U	0.30 J	< 0.67 U	0.42 J	< 0.60 U	0.50 J	< 0.69 U	-	0.72 J+	-	-	< 0.70 U	-	0.35 J
Thallium	7440-28-0	mg/kg	0.078			< 1.1 U	< 1.4 U	< 0.67 U	< 1.4 U	< 0.60 U	< 0.47 UJ	< 0.69 U	-	< 0.98 U	-	-	< 0.70 U	-	< 1.6 U
Vanadium	7440-62-2	mg/kg	39			11	16	5.9	18	6.0	35 J	6.7	-	36	-	-	7.1	-	24
Zinc	7440-66-6	mg/kg	2300	121		130	200	75	230	58	380 J	70	-	980	-	-	75	-	280
Mercury	7439-97-6	mg/kg	2.3	0.18		0.18 J	0.34	0.091 J	0.62	0.049 J	0.51 J	0.16	-	1.3	-	-	0.25	-	0.47
TCL VOCs																			
1,1,1-Trichloroethane (TCA)	71-55-6	ug/kg	810000	70		-	< 13 UJ	-	< 17 U	-	-	< 6.7 U	-	< 10 U	-	-	< 6.0 U	-	< 15 U
1,1,2,2-TETRACHLOROETHANE	79-34-5	ug/kg	600	250		-	< 13 U	-	< 17 U	-	-	< 6.7 U	-	< 10 U	-	-	< 6.0 U	-	< 15 U
1,1,2-TRICHLORO-1,2,2-TRIFLUOROETHANE	76-13-1	ug/kg	670000			-	< 13 UJ	-	< 17 U	-	-	< 6.7 U	-	< 10 U	-	-	< 6.0 U	-	< 15 U
1,1,2-Trichloroethane	79-00-5	ug/kg	150	538		-	< 13 U	-	< 17 U	-	-	< 6.7 U	-	< 10 U	-	-	< 6.0 U	-	< 15 U
1,1-Dichloroethane	75-34-3	ug/kg	3600	20		-	< 13 U	-	< 17 U	-	-	< 6.7 U	-	< 10 U	-	-	< 6.0 U	-	< 15 U
1,1-Dichloroethene	75-35-4	ug/kg	480	100		-	< 13 UJ	-	< 17 UJ	-	-	< 6.7 UJ	-	< 10 UJ	-	-	< 6.0 UJ	-	< 15 U
1,2,3-Trichlorobenzene	87-61-6	ug/kg	6300	113		-	< 13 UJ	-	< 17 U	-	-	< 6.7 U	-	< 10 U	-	-	< 6.0 UJ	-	< 15 U
1,2,3-TRICHLOROPROPANE	96-18-4	ug/kg	5.1			-	< 13 U	-	< 17 U	-	-	< 6.7 U	-	< 10 U	-	-	< 6.0 U	-	< 15 U
1,2,4-TRICHLOROBENZENE	120-82-1	ug/kg	5800	11		-	< 13 UJ	-	< 17 U	-	-	< 6.7 U	-	< 10 U	-	-	< 6.0 UJ	-	< 15 U
1,2,4-Trimethylbenzene	95-63-6	ug/kg	30000	97		-	< 13 U	-	< 17 U	-	-	< 6.7 U	-	< 10 U	-	-	< 6.0 U	-	< 15 U
1,2-Dibromo-3-Chloropropane	96-12-8	ug/kg	5.3			-	< 13 U	-	< 17 U	-	-	< 6.7 U	-	< 10 U	-	-	< 6.0 U	-	< 15 U
1,2-Dibromoethane (Ethylene Dibromide)	106-93-4	ug/kg	36			-	< 13 UJ	-	< 17 U	-	-	< 6.7 U	-	< 10 U	-	-	< 6.0 U	-	< 15 U
1,2-Dichlorobenzene	95-50-1	ug/kg	180000	95		-	< 13 UJ	-	< 17 U	-	-	< 6.7 U	-	< 10 U	-	-	< 6.0 UJ	-	< 15 U
1,2-Dichloroethane	107-06-2	ug/kg	460	986		-	< 13 UJ	-	< 17 U	-	-	< 6.7 U	-	< 10 U	-	-	< 6.0 U	-	< 15 U
1,2-DICHLOROPROPANE	78-87-5	ug/kg	1600	428		-	< 13 U	-	< 17 U	-	-	< 6.7 U	-	< 10 U	-	-	< 6.0 U	-	< 15 U
1,3,5-Trimethylbenzene (Mesitylene)	108-67-8	ug/kg	27000	164		-	< 13 U	-	< 17 U	-	-	< 6.7 U	-	< 10 U	-	-	< 6.0 U	-	< 15 U

Table 28
Phase 2 Reach Sediment Analytical Results
Phase 2 Data Evaluation Summary Memorandum
Lower Neponset River
Boston and Milton, Massachusetts

					Location	24A-0136	24A-0137	24A-0138	24A-0139	24A-0140	24A-0141	24A-0142	24A-0142	24A-0143	24A-0143	24A-0144	24A-0145	24A-0145	24A-0146
					Sample Name	24A-0136-AS	24A-0137-AS	24A-0138-AS	24A-0139-AS	24A-0140-AS	24A-0141-AS	24A-0142-AS	24A-0142-BS	24A-0143-AS	24A-0143-BS	24A-0144-AS	24A-0145-AS	24A-0145-BS	24A-0146-AS
					Sample Date	10/18/2024	10/18/2024	10/18/2024	10/17/2024	10/18/2024	10/14/2024	10/17/2024	10/17/2024	10/15/2024	10/15/2024	10/17/2024	10/17/2024	10/17/2024	10/16/2024
					Sample Type	N	N	N	N	N	N	N	N	N	N	N	N	N	N
					Depth Interval	0 - 0.3 ft	0 - 0.3 ft	0 - 0.3 ft	0 - 0.3 ft	0 - 0.3 ft	0 - 0.5 ft	0 - 0.5 ft	0.5 - 0.7 ft	0 - 0.5 ft	0.5 - 1.2 ft	0 - 0.3 ft	0 - 0.5 ft	0.5 - 0.65 ft	0 - 0.5 ft
Analyte	Cas No.	Units	Human Health PAL	Ecological PAL															
1,3-DICHLOROBENZENE	541-73-1	ug/kg	2600	89	-	< 13 UJ	-	< 17 U	-	-	< 6.7 U	-	< 10 U	-	-	< 6.0 UJ	-	< 15 U
1,4-DICHLOROBENZENE	106-46-7	ug/kg	2600	30	-	< 13 UJ	-	< 17 U	-	-	< 6.7 U	-	< 10 U	-	-	< 6.0 UJ	-	< 15 U
2-HEXANONE	591-78-6	ug/kg	20000	45	-	< 26 U	-	< 35 U	-	-	< 13 U	-	< 20 U	-	-	< 12 U	-	< 30 U
ACETONE	67-64-1	ug/kg	7000000	65	-	< 26 U	-	< 35 U	-	-	16 EB	-	37 EB	-	-	< 12 U	-	160 EB
Benzene	71-43-2	ug/kg	1200	10	-	< 13 U	-	< 17 U	-	-	< 6.7 U	-	< 10 U	-	-	< 6.0 U	-	< 15 U
BROMOCHLOROMETHANE	74-97-5	ug/kg	15000		-	< 13 U	-	< 17 U	-	-	< 6.7 U	-	< 10 U	-	-	< 6.0 U	-	< 15 U
BROMODICHLOROMETHANE	75-27-4	ug/kg	290	210	-	< 13 U	-	< 17 U	-	-	< 6.7 U	-	< 10 U	-	-	< 6.0 U	-	< 15 U
BROMOFORM	75-25-2	ug/kg	19000	142	-	< 13 U	-	< 17 U	-	-	< 6.7 U	-	< 10 U	-	-	< 6.0 U	-	< 15 U
BROMOMETHANE	74-83-9	ug/kg	680	6.5	-	< 13 U	-	< 17 U	-	-	< 6.7 U	-	< 10 U	-	-	< 6.0 U	-	< 15 U
CARBON DISULFIDE	75-15-0	ug/kg	77000	7.8	-	< 13 U	-	< 17 U	-	-	< 6.7 U	-	< 10 U	-	-	< 6.0 U	-	< 15 U
CARBON TETRACHLORIDE	56-23-5	ug/kg	650	57	-	< 13 UJ	-	< 17 U	-	-	< 6.7 U	-	< 10 U	-	-	< 6.0 U	-	< 15 U
Chlorobenzene	108-90-7	ug/kg	28000	30	-	< 13 UJ	-	< 17 U	-	-	< 6.7 U	-	< 10 U	-	-	< 6.0 UJ	-	< 15 U
CHLOROETHANE	75-00-3	ug/kg	540000		-	< 13 U	-	< 17 U	-	-	< 6.7 U	-	< 10 U	-	-	< 6.0 U	-	< 15 U
Chloroform	67-66-3	ug/kg	320	87	-	< 13 U	-	< 17 U	-	-	< 6.7 U	-	< 10 U	-	-	< 6.0 U	-	< 15 U
CHLOROMETHANE	74-87-3	ug/kg	11000		-	< 13 U	-	< 17 U	-	-	< 6.7 U	-	< 10 U	-	-	< 6.0 U	-	< 15 U
CIS-1,2-DICHLOROETHYLENE	156-59-2	ug/kg	6300	432	-	< 13 UJ	-	< 17 UJ	-	-	< 6.7 UJ	-	< 10 UJ	-	-	< 6.0 UJ	-	< 15 U
cis-1,3-Dichloropropene	10061-01-5	ug/kg	1800		-	< 13 U	-	< 17 U	-	-	< 6.7 U	-	< 10 U	-	-	< 6.0 U	-	< 15 U
Cyclohexane	110-82-7	ug/kg	650000		-	< 13 U	-	< 17 U	-	-	< 6.7 U	-	< 10 U	-	-	< 6.0 U	-	< 15 U
DIBROMOCHLOROMETHANE	124-48-1	ug/kg	8300	198	-	< 13 U	-	< 17 U	-	-	< 6.7 U	-	< 10 U	-	-	< 6.0 U	-	< 15 U
Dichlorodifluoromethane	75-71-8	ug/kg	8700		-	< 13 U	-	< 17 U	-	-	< 6.7 U	-	< 10 U	-	-	< 6.0 U	-	< 15 U
Ethylbenzene	100-41-4	ug/kg	5800	290	-	< 13 U	-	< 17 U	-	-	< 6.7 U	-	< 10 U	-	-	< 6.0 U	-	< 15 U
Isopropylbenzene (Cumene)	98-82-8	ug/kg	190000	35	-	< 13 U	-	< 17 U	-	-	< 6.7 U	-	< 10 U	-	-	< 6.0 U	-	< 15 U
m,p-Xylene	179601-23-1	ug/kg	55000		-	< 13 U	-	< 17 U	-	-	< 6.7 U	-	< 10 U	-	-	< 6.0 U	-	< 15 U
METHYL ACETATE	79-20-9	ug/kg	7800000		-	< 13 UJ	-	< 17 U	-	-	< 6.7 U	-	< 10 U	-	-	< 6.0 U	-	< 15 U
Methyl Ethyl Ketone (2-Butanone)	78-93-3	ug/kg	2700000	7604	-	< 26 U	-	< 35 U	-	-	< 13 U	-	< 20 U	-	-	< 12 U	-	58
METHYL ISOBUTYL KETONE (4-METHYL-2-PENTANONE)	108-10-1	ug/kg	3300000	73	-	< 26 U	-	< 35 U	-	-	< 13 U	-	< 20 U	-	-	< 12 U	-	< 30 U
Methylcyclohexane	108-87-2	ug/kg	9800		-	< 13 U	-	< 17 U	-	-	< 6.7 U	-	< 10 U	-	-	< 6.0 U	-	< 15 U
Methylene Chloride	75-09-2	ug/kg	35000	18	-	< 13 UJ	-	< 17 U	-	-	< 6.7 U	-	< 10 U	-	-	< 6.0 U	-	< 15 U
o-Xylene (1,2-Dimethylbenzene)	95-47-6	ug/kg	64000		-	< 13 U	-	< 17 U	-	-	< 6.7 U	-	< 10 U	-	-	< 6.0 U	-	< 15 U
Styrene	100-42-5	ug/kg	600000	126	-	< 13 U	-	< 17 U	-	-	< 6.7 U	-	< 10 U	-	-	< 6.0 U	-	< 15 U
TERT-BUTYL METHYL ETHER	1634-04-4	ug/kg	47000	304	-	< 13 UJ	-	< 17 U	-	-	< 6.7 U	-	< 10 U	-	-	< 6.0 U	-	< 15 U
Tetrachloroethylene (PCE)	127-18-4	ug/kg	8100	2	-	< 13 U	-	< 17 U	-	-	< 6.7 U	-	< 10 U	-	-	< 6.0 U	-	< 15 U
Toluene	108-88-3	ug/kg	490000	10	-	< 13 U	-	< 17 U	-	-	11	-	< 10 U	-	-	15	-	< 15 U
Trans-1,2-Dichloroethylene	156-60-5	ug/kg	7000	389	-	< 13 UJ	-	< 17 UJ	-	-	< 6.7 UJ	-	< 10 UJ	-	-	< 6.0 UJ	-	< 15 U
Trans-1,3-Dichloropropene	10061-02-6	ug/kg	1800		-	< 13 U	-	< 17 U	-	-	< 6.7 U	-	< 10 U	-	-	< 6.0 U	-	< 15 U
Trichloroethylene (TCE)	79-01-6	ug/kg	410	78	-	< 13 U	-	< 17 U	-	-	< 6.7 U	-	< 10 U	-	-	< 6.0 U	-	< 15 U
Trichlorofluoromethane	75-69-4	ug/kg	2300000		-	< 13 UJ	-	< 17 U	-	-	< 6.7 U	-	< 10 U	-	-	< 6.0 U	-	< 15 U
Vinyl Chloride	75-01-4	ug/kg	59	482	-	< 13 U	-	< 17 U	-	-	< 6.7 U	-	< 10 U	-	-	< 6.0 U	-	< 15 U
TCL SVOCs																		
1,2,4,5-TETRACHLOROBENZENE	95-94-3	ug/kg	230	187	< 270 U	< 390 U	< 230 U	< 560 U	< 220 U	< 490 U	< 240 U	-	< 320 U	-	-	< 230 U	-	< 490 U
1,4-Dioxane (P-Dioxane)	123-91-1	ug/kg	5300		< 110 UJ	< 150 U	< 89 U	< 220 U	< 86 UJ	< 190 U	< 96 U	-	< 130 U	-	-	< 88 U	-	< 190 U
1-Methylnaphthalene	90-12-0	ug/kg	18	141	< 270 U	< 390 U	< 230 U	< 560 U	< 220 U	< 490 U	< 240 U	-	< 320 U	-	-	< 230 U	-	< 490 U
2,3,4,6-TETRACHLOROPHENOL	58-90-2	ug/kg	190000	30	< 270 U	< 390 U	< 230 U	< 560 U	< 220 U	< 490 U	< 240 U	-	< 320 U	-	-	< 230 U	-	< 490 U
2,4,5-TRICHLOROPHENOL	95-95-4	ug/kg	630000	34	< 270 U	< 390 U	< 230 U	< 560 U	< 220 U	< 490 U	< 240 U	-	< 320 U	-	-	< 230 U	-	< 490 U
2,4,6-TRICHLOROPHENOL	88-06-2	ug/kg	6300		< 270 U	< 390 U	< 230 U	< 560 U	< 220 U	< 490 U	< 240 U	-	< 320 U	-	-	< 230 U	-	< 490 U
2,4-DICHLOROPHENOL	120-83-2	ug/kg	19000	57	< 270 U	< 390 U	< 230 U	< 560 U	< 220 U	< 490 U	< 240 U	-	< 320 U	-	-	< 230 U	-	< 490 U
2,4-DIMETHYLPHENOL	105-67-9	ug/kg	130000	39	< 270 U	< 390 U	< 230 U	< 560 U	< 220 U	< 490 U	< 240 U	-	< 320 U	-	-	< 230 U	-	< 490 U
2,4-DINITROPHENOL	51-28-5	ug/kg	13000	223	< 530 UJ	< 760 U	< 440 U	< 1100 U	< 420 U	< 960 U	< 470 U	-	< 630 U	-	-	< 440 U	-	< 950 U
2,4-DINITROTOLUENE	121-14-2	ug/kg	1700	290	< 270 U	< 390 U	< 230 U	< 560 U	< 220 U	< 490 U	< 240 U	-	< 320 U	-	-	< 230 U	-	< 490 U
2,6-DINITROTOLUENE	606-20-2	ug/kg	360	296	< 270 U	< 390 U	< 230 U	< 560 U	< 220 U	< 490 U	< 240 U	-	< 320 U	-	-	< 230 U	-	< 490 U
2-CHLORONAPHTHALENE	91-58-7	ug/kg	480000		< 270 U	< 390 U	< 230 U	< 560 U	< 220 U	< 490 U	< 240 U	-	< 320 U	-	-	< 230 U	-	< 490 U
2-CHLOROPHENOL	95-57-8	ug/kg	39000	55	< 270 U	< 390 U	< 230 U	< 560 U	< 220 U	< 490 U	< 240 U	-	< 320 U	-	-	< 230 U	-	< 490 U
2-Methylnaphthalene	91-57-6	ug/kg	24000	20.2	< 270 U	< 390 U	< 230 U	< 560 U	< 220 U	< 490 U	< 240 U	-	< 320 U	-	-	< 230 U	-	< 490 U
2-METHYLPHENOL (O-CRESOL)	95-48-7	ug/kg	320000	119	< 530 U	< 760 U	< 440 U	< 1100 U	< 420 U	< 960 U	< 470 U	-	< 630 U	-	-	< 440 U	-	< 950 U
2-NITROANILINE	88-74-4	ug/kg	63000		< 270 UJ	< 390 U	< 230 U	< 560 U	< 220 U	< 490 U	< 240 U	-	< 320 U	-	-	< 230 U	-	< 490 U
2-NITROPHENOL	88-75-5	ug/kg	1900000	168	< 270 U	< 390 U	< 230 U	< 560 U	< 220 U	< 490 U	< 240 U	-	< 320 U	-	-	< 230 U	-	< 490 U
3,3'-DICHLOROBENZIDINE	91-94-1	ug/kg	1200	31	< 530 U	< 760 U	< 440 U	< 1100 U	< 420 U	< 960 U	< 470 U	-	< 630 U	-	-	< 440 U	-	< 950 U
3-NITROANILINE	99-09-2	ug/kg	25000		< 530 UJ	< 760 U	< 440 U	< 1100 U	< 420 U	< 960 U	< 470 U	-	< 630 U	-	-	< 440 U	-	< 950 U
4,6-DINITRO-2-METHYLPHENOL	534-52-1	ug/kg	510	1477	< 530 UJ	< 760 U	< 440 U	< 1100 U	< 420 UJ	< 960 U	< 470 U	-	< 630 U	-	-	< 440 U	-	< 950 U
4-BROMOPHENYL PHENYL ETHER	101-55-3	ug/kg		47	< 270 UJ	< 390 U	< 230 U	< 560 U	< 220 UJ	< 490 U	< 240 U	-	< 320 U	-	-	< 230 U	-	< 490 U
4-CHLORO-3-METHYLPHENOL	59-50-7	ug/kg	630000	5	< 270 U	< 390 U	< 230 U	< 560 U	< 220 U	< 490 U	< 240 U	-	< 320 U	-	-	< 230 U	-	< 490 U
4-CHLOROANILINE	106-47-8	ug/kg	2700	0.9	< 530 U	< 760 U	< 440 U	< 1100 U	< 420 U	< 960 U	< 470 U	-	< 630 U	-	-	< 440 U	-	< 950 U
4-CHLOROPHENYL PHENYL ETHER	7005-72-3	ug/kg			< 270 UJ	< 390 U	< 230 U	< 560 U	< 220 UJ	< 490 U	< 240 U	-	< 320 U	-	-	< 230 U	-	< 490 U
4-METHYLPHENOL (P-CRESOL)	106-44-5	ug/kg	130000	93	< 530 U	< 760 U	< 440 U	< 1100 U	< 420 U	< 960 U	< 470 U	-	< 630 U	-	-	< 440 U	-	< 950 U
4-Nitroaniline	100-01-6	ug/kg	25000		< 530 UJ	< 760 U	< 440 U	< 1100 U	< 420 U	< 960 U	< 470 U	-	< 630 U	-	-	< 440 U	-	< 950 U
4-NITROPHENOL	100-02-7	ug/kg	1900000	153	< 530 UJ	< 760 U	< 440 U	< 1100 U	< 420 U	< 960 U	< 470 U	-	< 630 U	-	-	< 440 U	-	< 950 U
Acenaphthene	83-32-9	ug/kg	360000	6.7	< 270 U	< 390 U	< 230 U	< 560 U	< 220 U	< 490 U	< 240 U	-	< 320 U	-	-	< 230 U	-	< 490 U
ACENAPHTHYLENE	208-96-8	ug/kg	360000	5.9	< 270 U	< 390 U	< 230 U	< 560 U	< 220 U	< 490 U	< 240 U	-	< 320 U	-	-	< 230 U	-	< 490 U
Acetophenone	98-86-2	ug/kg	780000		160 J	< 760 U	< 440 U	< 1100 U	120 J	< 960 U	< 470 U	-	< 630 U	-	-	< 440 U	-	< 950 U
ANTHRACENE	120-12-7	ug/kg	1800000	57	< 270 U	< 390 U	< 230 U	< 560 U	110 J	< 490 U	< 240 U	-	67 J	-	-	< 230 U	-	< 490 U

Table 28
Phase 2 Reach Sediment Analytical Results
Phase 2 Data Evaluation Summary Memorandum
Lower Neponset River
Boston and Milton, Massachusetts

					Location	24A-0136	24A-0137	24A-0138	24A-0139	24A-0140	24A-0141	24A-0142	24A-0142	24A-0143	24A-0143	24A-0144	24A-0145	24A-0145	24A-0146
					Sample Name	24A-0136-AS	24A-0137-AS	24A-0138-AS	24A-0139-AS	24A-0140-AS	24A-0141-AS	24A-0142-AS	24A-0142-BS	24A-0143-AS	24A-0143-BS	24A-0144-AS	24A-0145-AS	24A-0145-BS	24A-0146-AS
					Sample Date	10/18/2024	10/18/2024	10/18/2024	10/17/2024	10/18/2024	10/14/2024	10/17/2024	10/17/2024	10/15/2024	10/15/2024	10/17/2024	10/17/2024	10/17/2024	10/16/2024
					Sample Type	N	N	N	N	N	N	N	N	N	N	N	N	N	N
					Depth Interval	0 - 0.3 ft	0 - 0.3 ft	0 - 0.3 ft	0 - 0.3 ft	0 - 0.3 ft	0 - 0.5 ft	0 - 0.5 ft	0.5 - 0.7 ft	0 - 0.5 ft	0.5 - 1.2 ft	0 - 0.3 ft	0 - 0.5 ft	0.5 - 0.65 ft	0 - 0.5 ft
Analyte	Cas No.	Units	Human Health PAL	Ecological PAL														
ATRAZINE	1912-24-9	ug/kg	2400	0.3	< 530 U	< 760 U	< 440 U	< 1100 U	< 420 U	< 960 U	< 470 U	-	< 630 U	-	-	< 440 U	-	< 950 U
BENZALDEHYDE	100-52-7	ug/kg	170000	59	< 530 U	< 760 U	< 440 U	< 1100 U	< 420 U	< 960 U	< 470 U	-	< 630 U	-	-	< 440 U	-	< 950 U
BENZO(A)ANTHRACENE	56-55-3	ug/kg	1100	108	140 J	86 J	< 230 U	< 560 U	170 J	< 490 U	< 240 U	-	170 J	-	-	84 J	-	140 J
BENZO(A)PYRENE	50-32-8	ug/kg	110	150	64 J	< 390 U	< 230 U	< 560 U	74 J	< 490 U	< 240 U	-	150 J	-	-	72 J	-	140 J
Benzo(B)Fluoranthene	205-99-2	ug/kg	1100	190	170 J	110 J	51 J	110 J	160 J	< 490 U	58 J	-	170 J	-	-	88 J	-	240 J
Benzo(G,H,I)Perylene	191-24-2	ug/kg	180000	170	< 270 U	< 390 U	< 230 U	< 560 U	< 220 U	< 490 U	< 240 U	-	85 J	-	-	45 J	-	120 J
Benzo(K)Fluoranthene	207-08-9	ug/kg	11000	240	63 J	< 390 U	< 230 U	< 560 U	67 J	< 490 U	< 240 U	-	< 320 U	-	-	< 230 U	-	< 490 U
BENZYL BUTYL PHTHALATE	85-68-7	ug/kg	290000	100	< 270 U	< 390 U	< 230 U	< 560 U	< 220 U	< 490 U	< 240 U	-	< 320 U	-	-	< 230 U	-	< 490 U
BIPHENYL (DIPHENYL)	92-52-4	ug/kg	4700	198	< 270 U	< 390 U	< 230 U	< 560 U	< 220 U	< 490 U	< 240 U	-	< 320 U	-	-	< 230 U	-	< 490 U
BIS(2-CHLOROETHOXY) METHANE	111-91-1	ug/kg	19000		< 270 U	< 390 U	< 230 U	< 560 U	< 220 U	< 490 U	< 240 U	-	< 320 U	-	-	< 230 U	-	< 490 U
BIS(2-CHLOROETHYL) ETHER (2-CHLOROETHYL ETHER)	111-44-4	ug/kg	230		< 530 U	< 760 U	< 440 U	< 1100 U	< 420 U	< 960 U	< 470 U	-	< 630 U	-	-	< 440 U	-	< 950 U
BIS(2-CHLOROISOPROPYL) ETHER	108-60-1	ug/kg	310000		< 530 U	< 760 U	< 440 U	< 1100 U	< 420 U	< 960 U	< 470 U	-	< 630 U	-	-	< 440 U	-	< 950 U
BIS(2-ETHYLHEXYL) PHTHALATE	117-81-7	ug/kg	39000	180	< 270 U	< 390 U	< 230 U	< 560 U	< 220 U	< 490 U	< 240 U	-	< 320 U	-	-	< 230 U	-	< 490 U
Caprolactam	105-60-2	ug/kg	3100000		< 530 U	< 760 U	< 440 U	< 1100 U	< 420 U	< 960 U	< 470 U	-	< 630 U	-	-	< 440 U	-	< 950 U
CARBAZOLE	86-74-8	ug/kg	240000	69	< 530 UJ	< 760 U	< 440 U	< 1100 U	< 420 UJ	< 960 U	< 470 U	-	< 630 U	-	-	< 440 U	-	< 950 U
CHRYSENE	218-01-9	ug/kg	110000	166	140 J	82 J	< 230 U	< 560 U	160 J	< 490 U	49 J	-	160 J	-	-	89 J	-	180 J
DIBENZ(A,H)ANTHRACENE	53-70-3	ug/kg	110	33	< 270 U	< 390 U	< 230 U	< 560 U	< 220 U	< 490 U	< 240 U	-	< 320 U	-	-	< 230 U	-	< 490 U
Dibenzofuran	132-64-9	ug/kg	7800	510	< 270 UJ	< 390 U	< 230 U	< 560 U	< 220 UJ	< 490 U	< 240 U	-	< 320 U	-	-	< 230 U	-	< 490 U
Diethyl Phthalate	84-66-2	ug/kg	5100000	630	< 270 U	< 390 U	< 230 U	< 560 U	< 220 U	< 490 U	< 240 U	-	< 320 U	-	-	< 230 U	-	< 490 U
DIMETHYL PHTHALATE	131-11-3	ug/kg	5100000	678	< 270 U	< 390 U	< 230 U	< 560 U	< 220 U	< 490 U	< 240 U	-	< 320 U	-	-	< 230 U	-	< 490 U
Di-N-Butyl Phthalate	84-74-2	ug/kg	630000	11	< 270 U	< 390 U	< 230 U	< 560 U	< 220 U	< 490 U	< 240 U	-	< 320 U	-	-	< 230 U	-	< 490 U
DI-N-OCTYLPHTHALATE	117-84-0	ug/kg	63000	39	< 530 U	< 760 U	< 440 U	< 1100 U	< 420 U	< 960 U	< 470 U	-	< 630 U	-	-	< 440 U	-	< 950 U
FLUORANTHENE	206-44-0	ug/kg	240000	423	300	170 J	94 J	200 J	430	< 490 U	130 J	-	360	-	-	180 J	-	400 J
FLUORENE	86-73-7	ug/kg	240000	77	< 270 UJ	< 390 U	< 230 U	< 560 U	50 J-	< 490 U	< 240 U	-	< 320 U	-	-	< 230 U	-	< 490 U
HEXACHLOROBENZENE	118-74-1	ug/kg	78	20	< 270 U	< 390 U	< 230 U	< 560 U	< 220 U	< 490 U	< 240 U	-	< 320 U	-	-	< 230 U	-	< 490 U
Hexachlorobutadiene	87-68-3	ug/kg	1200		< 270 U	< 390 U	< 230 U	< 560 U	< 220 U	< 490 U	< 240 U	-	< 320 U	-	-	< 230 U	-	< 490 U
HEXACHLOROCYCLOPENTADIENE	77-47-4	ug/kg	180	6.5	< 530 U	< 760 U	< 440 U	< 1100 U	< 420 U	< 960 U	< 470 U	-	< 630 U	-	-	< 440 U	-	< 950 U
HEXACHLOROETHANE	67-72-1	ug/kg	1800	27	< 270 U	< 390 U	< 230 U	< 560 U	< 220 U	< 490 U	< 240 U	-	< 320 U	-	-	< 230 U	-	< 490 U
INDENO(1,2,3-C,D)PYRENE	193-39-5	ug/kg	1100	200	< 270 U	< 390 U	< 230 U	< 560 U	< 220 U	< 490 U	< 240 U	-	68 J	-	-	< 230 U	-	98 J
ISOPHORONE	78-59-1	ug/kg	570000	876	< 270 U	< 390 U	< 230 U	< 560 U	< 220 U	< 490 U	< 240 U	-	< 320 U	-	-	< 230 U	-	< 490 U
Naphthalene	91-20-3	ug/kg	2000	176	< 270 U	< 390 U	< 230 U	< 560 U	< 220 U	< 490 U	< 240 U	-	< 320 U	-	-	< 230 U	-	< 490 U
NITROBENZENE	98-95-3	ug/kg	5100	407	< 270 U	< 390 U	< 230 U	< 560 U	< 220 U	< 490 U	< 240 U	-	< 320 U	-	-	< 230 U	-	< 490 U
N-NITROSODI-N-PROPYLAMINE	621-64-7	ug/kg	78		< 270 UJ	< 390 UJ	< 230 UJ	< 560 U	< 220 UJ	< 490 U	< 240 U	-	< 320 U	-	-	< 230 U	-	< 490 U
N-NITROSODIPHENYLAMINE	86-30-6	ug/kg	110000	110	< 270 U	< 390 U	< 230 U	< 560 U	< 220 U	< 490 U	< 240 U	-	< 320 U	-	-	< 230 U	-	< 490 U
PENTACHLOROPHENOL	87-86-5	ug/kg	1000	10	< 530 U	< 760 U	< 440 U	< 1100 U	< 420 U	< 960 U	< 470 U	-	< 630 U	-	-	< 440 U	-	< 950 U
PHENANTHRENE	85-01-8	ug/kg	1800000	204	130 J	87 J	< 230 U	< 560 U	380	< 490 U	56 J	-	230 J	-	-	180 J	-	140 J
PHENOL	108-95-2	ug/kg	1900000	175	< 530 U	< 760 U	< 440 U	< 1100 U	< 420 U	< 960 U	< 470 U	-	< 630 U	-	-	< 440 U	-	< 950 U
PYRENE	129-00-0	ug/kg	180000	195	180 J	140 J	74 J	160 J	280 J	< 490 U	100 J	-	320	-	-	210 J	-	300 J
TOTAL ORGANIC CARBON	TOC	mg/kg			90000	180000	15000	76000 J	8100	120000	16000 J	-	65000	34000	-	35000 J	-	67000

Table 28
Phase 2 Reach Sediment Analytical Results
Phase 2 Data Evaluation Summary Memorandum
Lower Neponset River
Boston and Milton, Massachusetts

					Location	24A-0146	24A-0147	24A-0147	24A-0148	24A-0148	24A-0149	24A-0149	24A-0150	24A-0150	24A-0151	24A-0151	24A-0151	24A-0152	24A-0152
					Sample Name	24A-0146-BS	24A-0147-AS	24A-0147-BS	24A-0148-AS	24A-0148-BS	24A-0149-AS	24A-0149-BS	24A-0150-AS	24A-0150-BS	24A-0151-AS	24A-0151-BS	24A-0151-CS	24A-0152-AS	24A-0152-BS
					Sample Date	10/16/2024	10/17/2024	10/17/2024	10/16/2024	10/16/2024	10/16/2024	10/16/2024	10/16/2024	10/16/2024	10/16/2024	10/16/2024	10/16/2024	10/15/2024	10/15/2024
					Sample Type	N	N	N	N	N	N	N	N	N	N	N	N	N	N
					Depth Interval	0.5 - 2.1 ft	0 - 0.5 ft	0.5 - 1 ft	0 - 0.5 ft	0.5 - 1.2 ft	0 - 0.5 ft	0.5 - 0.75 ft	0 - 0.5 ft	0.5 - 1.65 ft	0 - 0.5 ft	0.5 - 1.9 ft	1.9 - 2.8 ft	0 - 0.5 ft	0.5 - 1.5 ft
Analyte	Cas No.	Units	Human Health PAL	Ecological PAL														
Grain Size																		
%CLAY	%CLAY	%			0	0	0	0	0	0	0	0	0	0	0	0	0	0
%COARSE SAND >.5-1MM (USDA classification)	%COARSESAND	%			1.1	21.1	4.7	10.4	9.4	29.6	24.0	5.4	4.3	2.6	5.9	3.5	25.1	13.6
%FINE SAND >.125-.25 mm (USDA classification)	%FINE SAND	%			46.2	39.0	35.9	10.1	20.2	24.3	18.9	48.8	34.7	40.3	46.0	37.8	15.7	12.4
%MEDIUM SAND >.25-5 mm (USDA classification)	%MEDIUM SAND	%			19.7	15.0	27.9	72.6	57.3	36.1	48.6	32.1	43.5	50.4	27.2	43.3	27.4	21.8
Gravel	GRAVEL	%			0.2	24.9	14.1	6.9	8.8	7.2	6.7	8.6	8.3	1.5	2.9	5.4	22.2	31.3
Hydrometer, Reading 1, Percent Passing	HYD01	%			0	0	0	0	0	0	0	0	0	0	0	0	0	0
Hydrometer, Reading 2, Percent Passing	HYD02	%			0	0	0	0	0	0	0	0	0	0	0	0	0	0
Hydrometer, Reading 3, Percent Passing	HYD03	%			0	0	0	0	0	0	0	0	0	0	0	0	0	0
Hydrometer, Reading 4, Percent Passing	HYD04	%			0	0	0	0	0	0	0	0	0	0	0	0	0	0
Hydrometer, Reading 5, Percent Passing	HYD05	%			0	0	0	0	0	0	0	0	0	0	0	0	0	0
Hydrometer, Reading 6, Percent Passing	HYD06	%			0	0	0	0	0	0	0	0	0	0	0	0	0	0
Hydrometer, Reading 7, Percent Passing	HYD07	%			0	0	0	0	0	0	0	0	0	0	0	0	0	0
Sand	308075-07-2	%			67.0	75.1	68.5	93.1	86.9	90.0	91.5	86.3	82.5	93.3	79.1	84.6	68.2	47.8
SIEVE NO. 10, PERCENT PASSING (2.00 mm)	SIEVE10	%			98.7	54.0	81.2	82.7	81.8	63.2	69.3	86.0	87.4	95.9	91.2	91.1	52.7	55.1
SIEVE NO. 40, PERCENT PASSING (0.425 mm)	SIEVE40	%			79.0	39.0	53.3	10.1	24.5	27.1	20.7	53.9	43.9	45.5	64.0	47.8	25.3	33.3
SIEVE NO. 80, PERCENT PASSING	SIEVE80	%			50.7	0	26.0	0	9.3	10.1	5.3	18.9	16.1	13.9	27.8	17.4	13.6	27.1
SIEVE, NO. 20, PERCENT PASSING (0.85 mm)	SIEVE20	%			94.4	52.2	76.0	41.9	50.5	41.1	41.6	80.9	77.7	90.7	84.7	83.3	38.7	45.2
SIEVE, NO. 60, PERCENT PASSING	SIEVE60	%			59.9	0	34.1	2.2	14.3	16.4	9.6	34.1	24.1	26.8	42.5	28.9	17.5	28.8
Sieve-U.S. Std. No. 100 (0.15mm)	SIEVEUS100	%			44.8	0	22.5	0	6.6	7.5	3.2	14.0	12.7	9.8	23.2	14.3	11.8	25.4
Sieve-U.S. Std. No. 200 (0.075mm)	SIEVEUS200	%			32.8	0	17.4	0	4.3	2.8	1.8	5.2	9.2	5.2	18.0	10.0	9.6	20.9
Sieve-U.S. Std. No. 4 (4.75mm)	SIEVEUS4	%			99.8	75.1	85.9	93.1	91.2	92.8	93.3	91.4	91.7	98.5	97.1	94.6	77.8	68.7
Sieve-US Std. 0.375-inch (9.5 mm)	SIEVE0.375IN	%			100.0	100.0	100.0	100.0	96.1	100.0	100.0	95.4	100.0	100.0	100.0	96.5	100.0	86.1
Sieve-US Std. 0.75-inch (19 mm)	SIEVE0.75IN	%			100.0	100.0	100.0	100.0	100.0	100.0	100.0	100.0	100.0	100.0	100.0	100.0	100.0	100.0
Sieve-US Std. 1.5-inch (37.5 mm)	SIEVE1.5IN	%			100.0	100.0	100.0	100.0	100.0	100.0	100.0	100.0	100.0	100.0	100.0	100.0	100.0	100.0
SIEVE-US std. 1-inch (25 mm)	SIEVE1INCH	%			100.0	100.0	100.0	100.0	100.0	100.0	100.0	100.0	100.0	100.0	100.0	100.0	100.0	100.0
SIEVE-US std. 2-inch (50 mm)	SIEVE2INCH	%			100.0	100.0	100.0	100.0	100.0	100.0	100.0	100.0	100.0	100.0	100.0	100.0	100.0	100.0
SILT	445	%			32.8	0	17.4	0	4.3	2.8	1.8	5.2	9.2	5.2	18.0	10.0	9.6	20.9
PCDD/F																		
1,2,3,4,6,7,8-HpCDD	35822-46-9	pg/g	480	500	2810 J	324	337	150 J	1080 J	879 J	42.3 J	754 J	204 J	353 J	1010	613	91.8	61.4
1,2,3,4,6,7,8-HpCDF	67562-39-4	pg/g	480	50	978 J	180	147	87.4 J	254 J	316 J	20.8 J	430 J	90.8 J	155 J	506	268	53	29.2
1,2,3,4,7,8,9-HpCDF	55673-89-7	pg/g	480	50	37.9	6.42	5.73	2.66 J	11.4	17.4	0.96 J	17.1 JN	3.96 J	11.2	16.3	11.2	2.37 J	1.02 J
1,2,3,4,7,8-HxCDD	39227-28-6	pg/g	48	1	28.9	4.48 J	3.47 J	1.52 J	10.6	7.15	0.989 JN	9.57 J	2.49 J	11.3	8.96	4.94	1.54 JN	1.01 JN
1,2,3,4,7,8-HxCDF	70648-26-9	pg/g	48	5	40.5 J	12.4	8.64	3.89 J	8.83 J	14.6 J	1.47 JN	25 J	4.18 JN	22.8 J	23.4	14.6	3.03 J	2.08 JN
1,2,3,6,7,8-HxCDD	57653-85-7	pg/g	48	50	130 J	17.6	15.4	8.83 J	54.2 J	34.6 J	2.72 J	35.7 J	9.43 J	26.3 J	51.4	30.3	5.63	2.82 J
1,2,3,6,7,8-HxCDF	57117-44-9	pg/g	48	5	36.6	8.17	5.87	2.53 J	4.58 JN	6.77 JN	1.2 J	17 J	3.54 J	20.9	15	8.4	2.25 J	1.33 JN
1,2,3,7,8,9-HxCDD	19408-74-3	pg/g	48	50	78.4	9.79	8.64	3.99 J	31.4	17.3	1.3 JN	21.3 J	5	16.7	23.7	12.7	3.4 J	2.32 J
1,2,3,7,8,9-HxCDF	72918-21-9	pg/g	48	5	< 4.31 U	< 0.249 U	< 0.401 U	< 1.18 U	< 2.23 U	< 1.59 U	< 0.907 U	< 1.84 UJ	< 1.24 U	< 1.92 U	< 0.264 U	< 0.413 U	< 0.171 U	< 0.232 U
1,2,3,7,8-PeCDD	40321-76-4	pg/g	4.8	0.5	12 J	2.02 JN	1.7 J	< 0.954 UJ	3.87 J	2.61 JN	< 0.866 UJ	2.85 JN	1.28 J	11.2 J	3.7 J	2.01 JN	0.785 J	0.392 JN
1,2,3,7,8-PeCDF	57117-41-6	pg/g	160	10	9.06	1.74 J	1.73 J	< 0.838 U	1.4 JN	1.74 J	< 0.71 U	3.36 JN	1.45 J	6.93 JN	5.39	5.72	1.09 J	< 0.276 U
2,3,4,6,7,8-HxCDF	60851-34-5	pg/g	48	5	39.8	8.12	7.23	2.54 JN	8.44	9.77 JN	1.66 J	16 J	3.95 J	24.2	19.3	10.9	2.52 J	1.63 JN
2,3,4,7,8-PeCDF	57117-31-4	pg/g	16	1	48.2 J	8.87 J	10.2 J	4.26 JN	9.75 J	11.2 J	3.04 J	14.2 J	6.15 J	35.5 J	31.1 J	18.6 J	3.2 J	2.13 JN
2,3,7,8-TCDD	1746-01-6	pg/g	4.8	0.5	< 1.95 UJ	0.725 JN	0.875 J	< 1.96 UJ	< 1.98 UJ	1.14 JN	< 1.88 UJ	< 1.95 UJ	< 1.98 UJ	5.41 J	2.13 J	2.53 J	< 0.992 UJ	< 0.945 UJ
2,3,7,8-TCDF	51207-31-9	pg/g	48	10	27.6	4.24	3.48	2.36	4.75	3.09	< 0.789 U	7.03 J	2.84	9.95	20.8	24.6	1.38	0.824 JN
OCDD	3268-87-9	pg/g	16000	5000	19100	2320	2700	1070	8100	6920	313	5180 J	1520	1630	7930	4820	615	438
OCDF	39001-02-0	pg/g	16000	5000	1180 J	196	233	74.1 J	544 J	760 J	25.6 J	553 J	132 J	142 J	533	387	55	34.5
Total HpCDD	RA_Total_HpCDD	pg/g			5030	588	670	264	1958	1572	80.9	1409	377	674	1810	1105	166	155.4
Total HpCDF	RA_Total_HpCDF	pg/g			2309.8	346.42	335.55	178.76	725.4	892.29	44.46	832.1	201.76	314.7	1126.3	673.2	106.27	58.72
Total HxCDD	RA_Total_HxCDD	pg/g	100		851.9	112.94	103.325	56.15	307.53	212.99	15.319	237.35	64.38	613.5	333.74	196.35	37.07	31.763
Total HxCDF	RA_Total_HxCDF	pg/g			880.38	162.47	134.913	71.43	200.75	273.4	27.86	351.27	82.91	295.89	398.17	252.14	49.109	32.459
Total PeCDD	RA_Total_PeCDD	pg/g			97.78	15.92	14.13	3.51 U	24.48	20.55	< 0.866 U	29.29	7.56	713.43	48.896	26.715	4.368	4.687
Total PeCDF	RA_Total_PeCDF	pg/g			474.35	85.35	83.31	38.38	86.34	108.82	18.89	159.32	52.72	361.34	276.3	162.406	28.28	24.002
Total TCDD	RA_Total_TCDD	pg/g			16.72 U	3.495	4.41	< 1.96 U	3.26 U	3.01	< 1.88 U	4.8 U	< 1.98 U	5019.98	22.02	12.535	1.407 U	< 0.945 U
Total TCDF	RA_Total_TCDF	pg/g			331.67	78.307	74.627	29.756	61.538	62.2	9.969 U	122.09	45.278	529.45	305.35	189	25.73	17.607
Total PCDD/F TEQ (Bird)	RA-TEQ-B-DF	pg/g			125.978	22.7168	21.9511	9.24431	29.5054	28.7425	3.97341	38.9798	13.6176	74.2332	74.4503	57.4477	7.4398	4.57155
Total PCDD/F TEQ (Fish)	RA-TEQ-F-DF	pg/g			81.154	15.3017	14.2425	5.19721	21.9919	21.7805	2.78146	27.4228	8.4426	50.2662	40.7698	25.5717	4.8613	2.96945
Total PCDD/F TEQ (Mammal)	RA-TEQ-M-DF	pg/g			109.2548	17.7972	16.7371	6.58783	35.1642	30.9182	2.58808	34.1017	9.7947	46.4065	49.4396	31.4197	5.4254	3.29035
PCB Congeners																		
PCB-001	2051-60-7	ng/g	230	14	22.6 J	32.4	43.9 J	10.1 J	5.48 J	23.1 J	9.91 J	34.7 J	17.8 J	3760 J	181 J	128 J	11	25.5
PCB-002	2051-61-8	ng/g	230	14	< 0.0469 UJ	0.65	0.878	< 0.0472 UJ	< 0.0477 UJ	< 0.0442 UJ	< 0.0454 UJ	< 0.0471 UJ	0.427 J	10.1 J	39.3 J	17.9	< 0.0478 U	< 0.0456 U
PCB-003	2051-62-9	ng/g	230	14	8.25 J	10.7	15.8	7.56 J	4.07 J	10.1 J	7.65 J	15.5 J	7.67 J	488 J	229 J	128 J	4.83	2.33
PCB-004/010	PCB-4/10	ng/g	230	14	150 J	68.2 J	117 J	45.8 J	111 J	47.3 J	17.2 J	92.2 J	54 J	7500 J	2140 J	990 J	21	72.5 J
PCB-005/008	PCB-5/8	ng/g	230	14	66.8 J	68.1 J	89.9 J	49.5 J	107 J	63.2 J	19.5 J	79.2 J	50.1 J	6160 J	1100 J	528 J	24.3	40.7 J
PCB-006	25569-80-6	ng/g	230	14	53.4 J	16.9	20.1	16.8 J	62.5 J	20.2 J	3.27 J	24.2 J	13.8 J	495 J	815 J	412 J	5	8.83
PCB-007/009	PCB-7/9	ng/g	230	14	4.57 J	2.18	3.17	1.67 J	4.68 J	2.62 J	0.671 J	3.37 J	1.79 J	61 J	83 J	40.6 J	1.08	0.825
PCB-011	2050-67-1	ng/g	230	14	3.32 J	2.95	3.23	1.89 J	4.58 J	2.37 J	0.495 J	4.79 J	2.06 J	55.8 J	35.8	16.3	< 0.0452 U	0.9
PCB-012/013	PCB-12/13	ng/g	230	14	11.9 J	10.3	10.8	6.66 J	24.8 J	8.46 J	1.97 J	17.6 J	7 J	102 J	205 J	106 J	2.57	2.04
PCB-014	34883-41-5	ng/g	230	14	< 0.0434 U	< 0.0445 U	< 0.0435 U	< 0.0437 U	< 0.0441 U	< 0.0409 U	< 0.042 U	< 0.0436 UJ	< 0.0443 U	< 0.0443 U	< 0.0432 U	< 0.0439 U	< 0.0442 U	< 0.0422 U
PCB-015	2050-68-2	ng/g	230	14	102 J	70.5 J	77.1 J	45.5 J	168 J	64.7 J	19.5 J	123 J	49.4 J	1040 J	1750 J	964 J	24.1	15.8
PCB-016/032	PCB-16/32	ng/g	230	14	300 J	76.3 J	96.2 J	76.2 J	251 J	56.9 J	17.4	155 J	64.6 J	1670 J	1790 J	975 J	31.5	25.5

Table 28
Phase 2 Reach Sediment Analytical Results
Phase 2 Data Evaluation Summary Memorandum
Lower Neponset River
Boston and Milton, Massachusetts

					Location	24A-0146	24A-0147	24A-0147	24A-0148	24A-0148	24A-0149	24A-0149	24A-0150	24A-0150	24A-0151	24A-0151	24A-0151	24A-0152	24A-0152
					Sample Name	24A-0146-BS	24A-0147-AS	24A-0147-BS	24A-0148-AS	24A-0148-BS	24A-0149-AS	24A-0149-BS	24A-0150-AS	24A-0150-BS	24A-0151-AS	24A-0151-BS	24A-0151-CS	24A-0152-AS	24A-0152-BS
					Sample Date	10/16/2024	10/17/2024	10/17/2024	10/16/2024	10/16/2024	10/16/2024	10/16/2024	10/16/2024	10/16/2024	10/16/2024	10/16/2024	10/16/2024	10/15/2024	10/15/2024
					Sample Type	N	N	N	N	N	N	N	N	N	N	N	N	N	N
					Depth Interval	0.5 - 2.1 ft	0 - 0.5 ft	0.5 - 1 ft	0 - 0.5 ft	0.5 - 1.2 ft	0 - 0.5 ft	0.5 - 0.75 ft	0 - 0.5 ft	0.5 - 1.65 ft	0 - 0.5 ft	0.5 - 1.9 ft	1.9 - 2.8 ft	0 - 0.5 ft	0.5 - 1.5 ft
Analyte	Cas No.	Units	Human Health PAL	Ecological PAL														
PCB-017	37680-66-3	ng/g	230	14	191 J	48.6 J	67.2 J	51.4 J	186 J	39 J	12.4 J	89.5 J	44.3 J	1960 J	1380 J	729 J	21.4	20
PCB-018	37680-65-2	ng/g	230	14	290 J	38.9	46.1 J	49.2 J	211 J	44.8 J	8.34	66.6 J	35.1	203 J	1840 J	1020 J	17.9	8.97
PCB-019	38444-73-4	ng/g	230	14	82.3 J	29.6	42.3 J	25.4	66.9 J	18.7	5.84	58.2 J	23.2	1050 J	577 J	314 J	9.8	14.1
PCB-020/021/033	PCB-20/21/33	ng/g	230	14	60.9 J	11.3	13.9	10.7 J	23.6 J	12.7 J	2.05 J	26.3 J	10 J	64.4 J	258 J	72 J	4.21	2.87
PCB-022	38444-85-8	ng/g	230	14	77.4 J	15.9	18.7	15.4 J	55.1 J	13.7 J	3.26 J	45.3 J	13.8 J	80.9 J	509 J	259 J	7.35	4.12
PCB-023/034	PCB-23/34	ng/g	230	14	5.83	1.22 J	2.05 J	1.09	4.33	0.885	0.458	2.17 J	1.27	23.8	28.7 J	16.2 J	< 0.0825 UJ	< 0.0787 UJ
PCB-024/027	PCB-24/27	ng/g	230	14	43.8 J	19.1	26.2	12.6	35.3	11.8	3.93	33.9 J	15.2	474 J	266 J	138 J	6.88	7.66
PCB-025	55712-37-3	ng/g	230	14	141 J	31.2	37	27.4 J	105 J	21.8 J	6.7 J	53.3 J	26.8 J	402 J	756 J	424 J	12.8	8.56
PCB-026	38444-81-4	ng/g	230	14	219 J	50.5 J	55.8 J	43.5 J	162 J	34.3 J	10.7 J	87.1 J	41.3 J	362 J	1200 J	675 J	19.5	13.6
PCB-028	7012-37-5	ng/g	230	14	306 J	94.6 J	94.6 J	69.4 J	174 J	64.8 J	20.6 J	195 J	71.4 J	1630 J	978 J	411 J	37.5	23.8
PCB-029	15862-07-4	ng/g	230	14	< 0.0569 U	< 0.0583 U	< 0.057 U	< 0.0572 U	< 0.0577 U	< 0.0535 U	< 0.055 U	< 0.0571 UJ	< 0.058 U	2	< 0.0566 U	< 0.0575 U	< 0.0579 U	< 0.0552 U
PCB-030	35693-92-6	ng/g	230	14	< 0.0567 U	< 0.0581 U	< 0.0568 U	< 0.057 U	< 0.0575 U	< 0.0534 U	< 0.0548 U	< 0.0569 UJ	< 0.0578 U	1.29	1.24	0.752	< 0.0577 U	< 0.055 U
PCB-031	16606-02-3	ng/g	230	14	353 J	81.3 J	95.6 J	77.4 J	291 J	58.9 J	17.1 J	170 J	68.1 J	651 J	2230 J	1210 J	32.6	19.5
PCB-035	37680-69-6	ng/g	230	14	< 0.0532 U	0.457 J+	< 0.0533 U	< 0.0535 U	0.751 J+	< 0.0501 U	< 0.0514 U	< 0.0534 UJ	< 0.0542 U	11.4 J+	47.4 J	4.22 J+	< 0.0541 U	< 0.0516 U
PCB-036	38444-87-0	ng/g	230	14	< 0.0421 U	< 0.0431 U	< 0.0421 U	< 0.0423 U	< 0.0427 U	< 0.0396 U	< 0.0407 U	< 0.0422 UJ	< 0.0429 U	< 0.0429 U	< 0.0419 U	< 0.0425 U	< 0.0428 U	< 0.0408 U
PCB-037	38444-90-5	ng/g	230	14	66.5 J	20.1	23	16.2 J	45.3 J	13.1 J	4.05 J	36.7 J	14.8 J	262 J	350 J	200 J	8.27	4.33
PCB-038	53555-66-1	ng/g	230	14	< 0.0631 U	< 0.0647 U	< 0.0632 U	< 0.0635 U	< 0.0641 U	< 0.0594 U	< 0.061 U	< 0.0633 UJ	< 0.0644 U	< 0.0643 U	< 0.0628 U	< 0.0638 U	< 0.0642 U	< 0.0613 U
PCB-039	38444-88-1	ng/g	230	14	< 0.0407 U	< 0.0417 U	< 0.0408 U	< 0.0409 U	0.883	< 0.0383 U	< 0.0393 U	1.28 J	< 0.0415 U	7.14	7.56	4.24	< 0.0414 U	< 0.0395 U
PCB-040	38444-93-8	ng/g	230	14	20.9	7.89	8.12	5.02	9.16	5.18	1.7	17.5 J	5.87	32.9	54.5 J	21.5	3.4	1.51
PCB-041/064	PCB-41/64	ng/g	230	14	97.2 J	32.3	30.7	18.9	39	20.9	6.47	73.1 J	23.1	181 J	230 J	91.3 J	13.7	7.02
PCB-042	36559-22-5	ng/g	230	14	87.1 J	26.7	25.4	19.6	53.8 J	14.9	4.96	52.9 J	20.5	139 J	306 J	146 J	11.5	5.36
PCB-043/049	PCB-43/49	ng/g	230	14	375 J	101 J	102 J	69.5 J	230 J	57 J	19.5	184 J	78.4 J	594 J	1320 J	683 J	42.2 J	21.2 J
PCB-044	41464-39-5	ng/g	230	14	183 J	55.1 J	53 J	36.6	82 J	34.8	10.9	114 J	40.1 J	218 J	483 J	200 J	24.2	11
PCB-045	70362-45-7	ng/g	230	14	29.7	9.17	9.15	4	5.82	6.28	1.84	23.3 J	6.36	57 J	52 J	18.5	4.33	1.74
PCB-046	41464-47-5	ng/g	230	14	20.6	4.88 J	4.84 J	4.61	14.5	3.06	0.869	10.5 J	3.76	19.6	81.8 J	40.5 J	1.95 J	0.942 J
PCB-047/048/075	PCB-47/48/75	ng/g	230	14	200 J	70.8 J	76.8 J	39.5 J	127 J	38 J	14.8 J	134 J	55.3 J	694 J	699 J	353 J	27.6	16.8
PCB-050	62796-65-0	ng/g	230	14	2.08	0.771	0.846	0.539	1.4	0.354	< 0.0538 U	1.41 J	0.621	9.03	8.28	4.74	0.339	< 0.0541 U
PCB-051	68194-04-7	ng/g	230	14	43.4 J	12.4	14	8.9	34.4	6.17	2.79	23.4 J	10.7	141 J	197 J	104 J	5.29	2.68
PCB-052/073	PCB-52/73	ng/g	230	14	354 J	91.1 J	87.9 J	62.7 J	204 J	53 J	17	168 J	66.9 J	423 J	1180 J	619 J	37.5	18.3
PCB-053	41464-41-9	ng/g	230	14	90.6 J	24	25.9	17	67.6 J	12.8	4.45	45.9 J	19.4	183 J	369 J	200 J	9.41	5
PCB-054	15968-05-5	ng/g	230	14	4.02	1.29	1.53	0.788	3.2	0.631	0.335	2.59 J	1.12	14.5	17.7	10.4	0.564	0.262
PCB-055	74338-24-2	ng/g	230	14	< 0.0775 U	0.447	< 0.0777 U	< 0.078 U	< 0.0787 U	< 0.073 U	< 0.0749 U	0.973 J	< 0.0791 U	4.75	2.93	< 0.0784 U	< 0.0789 U	< 0.0753 U
PCB-056/060	PCB-56/60	ng/g	230	14	48.1 J	19.2	19.7	11.4	17.7	14.4	3.39	54.9 J	13.9	162 J	104 J	36.4	8.4	4.72
PCB-057	70424-67-8	ng/g	230	14	< 0.0413 UJ	1.42	1.54	0.871 J	1.8 J	0.575 J	0.309 J	2.45 J	1.43 J	15 J	10.7	6.09	< 0.042 U	0.341
PCB-058	41464-49-7	ng/g	230	14	< 0.0522 U	0.311	< 0.0523 U	< 0.0525 U	< 0.053 U	< 0.0491 U	< 0.0504 U	< 0.0524 UJ	< 0.0532 U	2.06	1.95	< 0.0528 U	< 0.0531 U	< 0.0507 U
PCB-059	74472-33-6	ng/g	230	14	9.69 J	3.86	4.16	1.95 J	3.18 J	2.63 J	0.878 J	8.34 J	2.63 J	25.6 J	27.8	8.17	1.62	1.08
PCB-061/074	PCB-61/74	ng/g	230	14	86.2 J	26.8	29	17.4 J	40.4 J	18 J	4.82 J	59 J	20.1 J	352 J	225 J	105 J	10.7	6.17
PCB-062	54230-22-7	ng/g	230	14	< 0.0471 U	< 0.0483 U	< 0.0472 U	< 0.0474 U	< 0.0478 U	< 0.0444 U	< 0.0455 U	< 0.0473 UJ	< 0.0481 U	< 0.048 U	< 0.0469 U	< 0.0476 U	< 0.048 U	< 0.0458 U
PCB-063	74472-34-7	ng/g	230	14	15.5 J	5.73	6.61	2.99 J	8.6 J	2.87 J	0.965 J	11 J	4.44 J	70.8 J	43.2 J	23.2	2.06	1.44
PCB-065	33284-54-7	ng/g	230	14	< 0.0658 U	< 0.0675 U	< 0.066 U	< 0.0662 U	< 0.0668 U	< 0.062 U	< 0.0636 U	< 0.0661 UJ	< 0.0671 U	0.698	< 0.0655 U	< 0.0665 U	< 0.067 U	< 0.0639 U
PCB-066/080	PCB-66/80	ng/g	230	14	133 J	45.2 J	43.8 J	29.7	65.1 J	30.5	8.17	99.7 J	32	389 J	330 J	149 J	18.5	10.9
PCB-067	73575-53-8	ng/g	230	14	4.57 J	1.78 J	2.25 J	1.19 J	1.84 J	0.848 J	0.343 J	3.79 J	1.43 J	22.7 J	11.3 J	4.03 J	< 0.0609 UJ	0.459 J
PCB-068	73575-52-7	ng/g	230	14	< 0.0697 UJ	2.04 J	2.2 J	1.43 J	4.48 J	2.16 J	< 0.0674 UJ	3.96 J	1.51 J	8.42 J	18 J	11.9 J	1.79 J	< 0.0677 UJ
PCB-069	60233-24-1	ng/g	230	14	< 0.0522 U	< 0.0535 U	< 0.0523 U	< 0.0525 U	< 0.053 U	< 0.0491 U	< 0.0504 U	0.705 J	< 0.0532 U	4.61	3.44	< 0.0528 U	< 0.0531 U	< 0.0507 U
PCB-070	32598-11-1	ng/g	230	14	114 J	38.5	38.3	25.2	50.1 J	27.6	6.87	89.9 J	27.7	329 J	247 J	94.8 J	16.2	8.52
PCB-071	41464-46-4	ng/g	230	14	85.1 J	28.1	28.7	19.4	64 J	14.5	4.9	52.6 J	22.4	193 J	364 J	193 J	11.6	5.71
PCB-072	41464-42-0	ng/g	230	14	6.78 J	2.1	2.3	1.03 J	3.18 J	0.908 J	0.398 J	3.49 J	1.46 J	12 J	18.8	10.4	0.714	0.459
PCB-076	70362-48-0	ng/g	230	14	< 0.0771 U	< 0.0791 U	< 0.0773 U	< 0.0776 U	< 0.0783 U	< 0.0726 U	< 0.0745 U	< 0.0774 UJ	< 0.0787 U	< 0.0786 U	< 0.0768 U	< 0.078 U	< 0.0785 U	< 0.0749 U
PCB-077	32598-13-3	ng/g	38	14	11.2 J	7.23 J+	6.83 J+	4.52 J	9.59 J	4.73 J	1.38 J	13.2 J	4.69 J	94.6 J	49.2 J	22 J+	2.79 J+	1.71 J+
PCB-078	70362-49-1	ng/g	230	14	< 0.0802 U	< 0.0823 U	< 0.0804 U	< 0.0807 U	< 0.0815 U	< 0.0756 U	< 0.0775 U	< 0.0805 UJ	< 0.0818 U	< 0.0818 U	< 0.0799 U	< 0.0811 U	< 0.0817 U	< 0.0779 U
PCB-079	41464-48-6	ng/g	230	14	< 0.045 U	< 0.0461 U	< 0.0451 U	< 0.0452 U	< 0.0457 U	< 0.0424 U	< 0.0435 U	< 0.0451 UJ	< 0.0459 U	< 0.0459 U	< 0.0448 U	< 0.0455 U	< 0.0458 U	< 0.0437 U
PCB-081	70362-50-4	ng/g	12	14	< 0.0713 U	0.433 J+	0.52 J+	< 0.0717 U	< 0.0724 U	< 0.0671 U	< 0.0689 U	< 0.0715 UJ	< 0.0727 U	3.45 J+	< 0.071 U	< 0.0721 U	< 0.0726 U	< 0.0692 U
PCB-082	52663-62-4	ng/g	230	14	11.1	4.35	4.47	2.41	3.72	3.09	0.835	6.87 J	2.91	20.7	20.9	9.32	1.75	1.27
PCB-083/109	PCB-83/109	ng/g	230	14	8	2.7	3.14	1.5	2.93	1.91	0.605	4.38 J	2.14	13.9	13	6.58	1.3	0.806
PCB-084	52663-60-2	ng/g	230	14	28.8	10	9.73	5.24	9.66	6.41	1.93	16.8 J	6.79	45.2 J	48.5 J	22.2	4.38	2.24
PCB-085/120	PCB-85/120	ng/g	230	14	25.1	8.83	10.5	4.52	8.18	6.33	1.8	14.7 J	7.22	40.9 J	38.1	18.5	3.41	2.7
PCB-086/097	PCB-86/97	ng/g	230	14	29.1	9.79	11.7	5.41	9.57	7.16	1.91	17.5 J	7.46	47.9 J	44.6 J	19	3.78	2.61
PCB-087/115/116	PCB-87/115/116	ng/g	230	14	44.8 J	14.8	17.7	7.4	13.6	10.6	3.04	26.1 J	11.2	72 J	68 J	30.7	5.91	3.73
PCB-088/121	PCB-88/121	ng/g	230	14	< 0.155 U	< 0.159 U	< 0.156 U	< 0.156 U	< 0.158 U	< 0.146 U	< 0.15 U	< 0.156 UJ	< 0.159 U	0.836	0.907	0.398	< 0.158 U	< 0.151 U
PCB-089/090/101	PCB-89/90/101	ng/g	230	14	89.3 J	28.8	36.7	13.7	26.3	20.9	5.26	49.4 J	21.7	124 J	125 J	55.4 J	11.2	7.09
PCB-091	68194-05-8	ng/g	230	14	26.6	10.8	11.6	5.14	11.9	6.04	1.94	19 J	7.99	53 J	60.9 J	30.4	3.97	2.54
PCB-092	52663-61-3	ng/g	230	14	24.2	8.62	10.3	4.47	8.92	5.08	1.58	14.4 J	6.14	37.2	45.5 J	24.3	3.35	2.01
PCB-093/095	PCB-93/95	ng/g	230	14	76.2 J	27	25.3	12.1	22.1	17.7	4.92	45.8 J	17.6	127 J	109 J	47.2 J	10.7	5.66
PCB-094	73575-55-0	ng/g	230	14	2.37 J	0.883	1.21	0.385 J	1.06 J	0.467 J	< 0.0448 UJ	1.85 J	0.734 J	5.52 J	6	2.96	0.504	< 0.045 U
PCB-096	73575-54-9	ng/g	230	14	2.35 J	0.815 J	0.913 J	0.525 J	0.765 J	0.537 J	< 0.0576 UJ	1.62 J	0.691 J	4.56 J	4.37 J	2.01 J	0.283 J	< 0.0579 UJ
PCB-098/102	PCB-98/102	ng/g	230	14	8.58	3.47	3.85	1.76	3.69	1.85	0.626	5.48 J	2.52	19	18.2	9.13	1.33	0.742
PCB-099	38380-01-7	ng/g	230	14	50.7 J	18.9	27.4	9.47	18.5	12.8	3.55	31 J	14.3	91.3 J	87.2 J	41.2 J	7.25	4.9
PCB-100	39485-83-1	ng/g	230	14	2.29 J	0.915 J	1.2 J	0.589 J	1.28 J	0.492 J	< 0.055 UJ	1.68 J	0.908 J	3.66 J	9.93 J	4.37 J	< 0.0579 UJ	< 0.0552 UJ
PCB-103	60145-21-3	ng/g	230	14	2.3	0.93	1.15	0.344	1.33	0.416	< 0.0555 U	1.55 J	0.62	3.89	7.37	3.93	< 0.0585 U	< 0.0558 U
PCB-104	56558-16-8	ng/g	230	14	< 0.044 U	< 0.0451 U	< 0.0441 U	< 0.0443 U	< 0.0447 U	< 0.0414 U	< 0.0425 U	< 0.0442 UJ	< 0.0449 U	0.287	0.9	0.421	< 0.0448 U	< 0.0427 U

Table 28
Phase 2 Reach Sediment Analytical Results
Phase 2 Data Evaluation Summary Memorandum
Lower Neponset River
Boston and Milton, Massachusetts

					Location	24A-0146	24A-0147	24A-0147	24A-0148	24A-0148	24A-0149	24A-0149	24A-0150	24A-0150	24A-0151	24A-0151	24A-0151	24A-0152	24A-0152
					Sample Name	24A-0146-BS	24A-0147-AS	24A-0147-BS	24A-0148-AS	24A-0148-BS	24A-0149-AS	24A-0149-BS	24A-0150-AS	24A-0150-BS	24A-0151-AS	24A-0151-BS	24A-0151-CS	24A-0152-AS	24A-0152-BS
					Sample Date	10/16/2024	10/17/2024	10/17/2024	10/16/2024	10/16/2024	10/16/2024	10/16/2024	10/16/2024	10/16/2024	10/16/2024	10/16/2024	10/16/2024	10/15/2024	10/15/2024
					Sample Type	N	N	N	N	N	N	N	N	N	N	N	N	N	N
					Depth Interval	0.5 - 2.1 ft	0 - 0.5 ft	0.5 - 1 ft	0 - 0.5 ft	0.5 - 1.2 ft	0 - 0.5 ft	0.5 - 0.75 ft	0 - 0.5 ft	0.5 - 1.65 ft	0 - 0.5 ft	0.5 - 1.9 ft	1.9 - 2.8 ft	0 - 0.5 ft	0.5 - 1.5 ft
Analyte	Cas No.	Units	Human Health PAL	Ecological PAL														
PCB-105/127	PCB-105/127	ng/g	120	14	29.2	11	18.4	5.17	8.84	9.49	2.14	20.8 J	9.22	88.4 J	42.7 J	20.5	4.03	3.93
PCB-106/118	PCB-106/118	ng/g	120	14	77.1 J	27.6	46.2 J	13.5	25.5	22.2	5.83	49.1 J	21.6	164 J	111 J	55.3 J	10.1	8.02
PCB-107/108	PCB-107/108	ng/g	230	14	6.57	2.75	4.58	1.34	2.74	1.84	0.52	5.18 J	2.26	17	12.7	6.04	1.07	0.771
PCB-110	38380-03-9	ng/g	230	14	118 J	46 J	48.3 J	22	43 J	31.7	9.26	78.3 J	32.8	201 J	190 J	98.3 J	17.4	11.9
PCB-111/117	PCB-111/117	ng/g	230	14	< 0.28 U	< 0.288 U	< 0.281 U	< 0.282 U	< 0.285 U	< 0.264 U	< 0.271 U	< 0.281 UJ	< 0.286 U	< 0.286 U	< 0.279 U	< 0.284 U	< 0.286 U	< 0.272 U
PCB-112	74472-36-9	ng/g	230	14	< 0.0567 U	0.326	0.34	< 0.057 U	< 0.0575 U	< 0.0534 U	< 0.0548 U	< 0.0569 UJ	< 0.0578 U	1.66	1.15	0.586	< 0.0577 U	< 0.055 U
PCB-113	68194-10-5	ng/g	230	14	< 0.0469 U	0.337	0.383	< 0.0472 U	< 0.0477 U	< 0.0442 U	< 0.0454 U	< 0.0471 UJ	< 0.0479 U	1.18	1.29	0.727	< 0.0478 U	< 0.0456 U
PCB-114	74472-37-0	ng/g	120	14	< 0.073 U	0.857	1.97	< 0.0734 U	< 0.0741 U	0.792	< 0.0706 U	1.52 J	0.907	7.67	2.99	2.09	< 0.0744 U	< 0.0709 U
PCB-119	56558-17-9	ng/g	230	14	5.58 J	2.11	2.97	1.16 J	2.38 J	1.05 J	0.426 J	3.74 J	1.7 J	9.22 J	12.9	7.75	0.72	0.626
PCB-122	76842-07-4	ng/g	230	14	< 0.0806 U	< 0.0827 U	0.631	< 0.0811 U	< 0.0819 U	< 0.0759 U	< 0.0779 U	0.988 J	< 0.0822 U	2.48	< 0.0803 U	< 0.0815 U	< 0.0821 U	< 0.0783 U
PCB-123	65510-44-3	ng/g	120	14	2.73 J	1.25 J+	1.58 J+	0.451 J	0.916 J	0.886 J	< 0.0604 UJ	2.08 J	0.824 J	4.61 J	4.69 J+	2.07 J+	0.494 J+	0.382 J+
PCB-124	70424-70-3	ng/g	230	14	2.53 J	0.885	1.68	0.419 J	0.74 J	0.768 J	< 0.0339 UJ	1.73 J	0.831 J	5.38 J	3.5	1.83	< 0.0357 U	< 0.034 U
PCB-125	74472-39-2	ng/g	230	14	< 0.0428 U	< 0.0439 U	< 0.0429 U	< 0.0431 U	< 0.0435 U	< 0.0403 U	< 0.0414 U	< 0.043 UJ	< 0.0437 U	1.83	1.81	0.54	< 0.0436 U	< 0.0416 U
PCB-126	57465-28-8	ng/g	0.036	14	< 0.0502 U	< 0.0515 U	< 0.0503 U	< 0.0505 U	< 0.051 U	< 0.0473 U	< 0.0486 U	< 0.0504 UJ	< 0.0512 U	1.5 J+	< 0.05 U	< 0.0508 U	< 0.0512 U	< 0.0488 U
PCB-128	38380-07-3	ng/g	230	14	13.6	4.35	6.44	1.83	3.63	4.33	1.07	7.72 J	3.4	11.3	15.4	8.14	1.5	1.18
PCB-129	55215-18-4	ng/g	230	14	3.09	0.937 J	1.41 J	< 0.0964 U	0.879	1	< 0.0926 U	1.84 J	0.95	2.47	3.02 J	1.55 J	< 0.0976 UJ	< 0.093 UJ
PCB-130	52663-66-8	ng/g	230	14	5.17	1.46	2.63	1.05	1.3	1.48	0.412	2.67 J	1.3	4.03	5.15	2.97	0.607	0.486
PCB-131/142	PCB-131/142	ng/g	230	14	< 0.0212 U	0.34 J	0.351 J	< 0.0213 U	0.305	0.273	< 0.0205 U	0.61 J	< 0.0217 U	0.959	1.13 J	0.867 J	< 0.0216 UJ	< 0.0206 UJ
PCB-132/168	PCB-132/168	ng/g	230	14	21.2	7.08	9.35	3.21	5.82	5.99	1.69	11.8 J	5.45	16.6	24.8	12	2.8	1.89
PCB-133	35694-04-3	ng/g	230	14	1.99 J	0.484	0.748	< 0.102 UJ	0.378 J	0.441 J	< 0.0981 UJ	0.922 J	< 0.103 UJ	1.23 J	1.91	1.03	< 0.103 U	< 0.0985 U
PCB-134	52704-70-8	ng/g	230	14	3.22 J	1.22 J	1.58 J	0.527 J	0.81 J	0.865 J	< 0.13 UJ	2.11 J	0.996 J	3.53 J	4.09 J	2.29 J	0.461 J	0.361 J
PCB-135/144	PCB-135/144	ng/g	230	14	10.1 J	3.27	4.35	1.57 J	2.51 J	2.64 J	0.653 J	5.45 J	2.25 J	8.24 J	11.4	6.24	1.12	0.671
PCB-136	38411-22-2	ng/g	230	14	7.69	2.31	2.71	1	1.91	2.01	0.473	4.37 J	1.96	6.58	8.74	4.46	0.934	0.52
PCB-137	35694-06-5	ng/g	230	14	4.45	1.35 J	2.77 J	0.813	1.16	1.32	0.38	2.45 J	1.22	4.11	4.89 J	2.19 J	0.454 J	0.436 J
PCB-138/163/164	PCB-138/163/164	ng/g	230	14	71.3 J	22.3	34.9	8.62	16.5	21.6	4.59	37.1 J	17.6	56 J	69.3 J	39.5 J	7.69	5.24
PCB-139/149	PCB-139/149	ng/g	230	14	43.4 J	13.7	18.7	5.72	11.2	12.9	2.8	23.7 J	10.6	34.2	51.1 J	25	5.99	3.36
PCB-140	59291-64-4	ng/g	230	14	< 0.0623 U	< 0.0639 U	0.25	< 0.0627 U	< 0.0633 U	< 0.0587 U	< 0.0602 U	< 0.0625 UJ	< 0.0636 U	0.385	0.646	0.492	< 0.0635 U	< 0.0605 U
PCB-141	52712-04-6	ng/g	230	14	10	3.12	5.18	1.32	2.25	3.14	0.561	5.44 J	2.6	9.08	9.06	4.64	1.27	0.788
PCB-143	68194-15-0	ng/g	230	14	< 0.0627 U	< 0.0643 U	< 0.0628 U	< 0.0631 U	< 0.0637 U	< 0.059 U	< 0.0606 U	< 0.0629 UJ	< 0.064 U	0.476	< 0.0624 U	< 0.0634 U	< 0.0639 U	< 0.0609 U
PCB-145	74472-40-5	ng/g	230	14	< 0.0783 U	< 0.0803 U	< 0.0784 U	< 0.0787 U	< 0.0795 U	< 0.0737 U	< 0.0757 U	< 0.0786 UJ	< 0.0798 U	< 0.0798 U	< 0.0779 U	< 0.0791 U	< 0.0797 U	< 0.076 U
PCB-146	51908-16-8	ng/g	230	14	7.91	2.62	4.02	1.1	2.21	2.18	0.458	4.46 J	2.06	5.94	9.65	4.97	0.869	0.664
PCB-147	68194-13-8	ng/g	230	14	3.08 J	1.01	1.54	0.401 J	0.88 J	0.682 J	0.235 J	1.98 J	0.992 J	2.87 J	5.94	3.12	0.47	0.354
PCB-148	74472-41-6	ng/g	230	14	< 0.0676 U	< 0.0693 U	< 0.0677 U	< 0.068 U	< 0.0686 U	< 0.0636 U	< 0.0653 U	< 0.0678 UJ	< 0.0689 U	< 0.0689 U	0.464	< 0.0683 U	< 0.0688 U	< 0.0656 U
PCB-150	68194-08-1	ng/g	230	14	< 0.0775 U	< 0.0795 U	< 0.0777 U	< 0.078 U	< 0.0787 U	< 0.073 U	< 0.0749 U	0.182 J	< 0.0791 U	0.272	0.466	0.29	< 0.0789 U	< 0.0753 U
PCB-151	52663-63-5	ng/g	230	14	10.7	3.47	4.97	1.55	3.09	3.89	0.723	6.31 J	2.88	9.71	13.7	7.12	1.71	0.941
PCB-152	68194-09-2	ng/g	230	14	< 0.0857 U	0.0951 J	< 0.0859 U	< 0.0862 U	< 0.087 U	< 0.0807 U	< 0.0828 U	0.272 J	< 0.0874 U	0.392	0.445	0.27	< 0.0873 U	< 0.0832 U
PCB-153	35065-27-1	ng/g	230	14	46 J	14	22.2	5.72	11	16	2.79	24.1 J	11.2	32.8	48.9 J	23.6	6.05	3.53
PCB-154	60145-22-4	ng/g	230	14	1.43	0.433	0.742	< 0.0497 U	0.397	0.345	< 0.0478 U	0.843 J	0.429	1.17	2.17	0.974	< 0.0504 U	< 0.048 U
PCB-155	33979-03-2	ng/g	230	14	< 0.0417 U	< 0.0427 U	< 0.0418 U	< 0.0419 U	< 0.0423 U	< 0.0392 U	< 0.0403 U	< 0.0418 UJ	< 0.0425 U	< 0.0425 U	< 0.0415 U	< 0.0421 U	< 0.0424 U	< 0.0405 U
PCB-156	38380-08-4	ng/g	120	14	8.43	2.39 J	4.7 J	0.902	1.65	2.14	0.572	3.96 J	1.75	7.49	7.09 J	3.86 J	0.954 J	0.698 J
PCB-157	69782-90-7	ng/g	120	14	< 0.0578 UJ	0.651 J+	1.3 J+	< 0.0582 UJ	< 0.0587 UJ	1.43 J	< 0.0559 UJ	1.36 J	< 0.059 UJ	2.12 J	2.3 J+	< 0.0585 U	< 0.0589 U	< 0.0562 U
PCB-158/160	PCB-158/160	ng/g	230	14	7.18	2.2	3.56	0.937	1.54	2.1	0.492	3.92 J	1.55	6.22	6.96	4.14	0.822	0.577
PCB-159	39635-35-3	ng/g	230	14	< 0.0687 U	< 0.0705 U	< 0.0689 U	< 0.0691 U	< 0.0698 U	0.55	< 0.0664 U	< 0.069 UJ	< 0.0701 U	< 0.0701 U	< 0.0684 U	< 0.0695 U	< 0.07 U	< 0.0668 U
PCB-161	74472-43-8	ng/g	230	14	< 0.0648 U	< 0.0665 U	< 0.065 U	< 0.0652 U	< 0.0658 U	< 0.0611 U	< 0.0627 U	< 0.0651 UJ	< 0.0661 U	< 0.0661 U	< 0.0646 U	< 0.0656 U	< 0.066 U	< 0.063 U
PCB-162	39635-34-2	ng/g	230	14	< 0.0664 U	< 0.0681 U	< 0.0665 U	< 0.0668 U	< 0.0674 U	< 0.0625 U	< 0.0642 U	< 0.0666 UJ	< 0.0677 U	< 0.0677 U	< 0.0661 U	< 0.0671 U	< 0.0676 U	< 0.0645 U
PCB-165	74472-46-1	ng/g	230	14	< 0.0929 U	< 0.0953 U	< 0.0931 U	< 0.0934 U	< 0.0943 U	< 0.0875 U	< 0.0898 U	< 0.0932 UJ	< 0.0947 U	< 0.0947 U	< 0.0925 U	< 0.0939 U	< 0.0946 U	< 0.0902 U
PCB-166	41411-63-6	ng/g	230	14	< 0.0832 U	< 0.0853 U	< 0.0833 U	< 0.0836 U	< 0.0844 U	< 0.0783 U	< 0.0804 U	< 0.0835 UJ	< 0.0848 U	0.466	< 0.0828 U	< 0.0841 U	< 0.0847 U	< 0.0807 U
PCB-167	52663-72-6	ng/g	120	14	3.78 J	0.851 J	1.89 J	0.446 J	0.807 J	1.1 J	< 0.055 UJ	1.91 J	0.915 J	2.84 J	3.11 J	1.79 J	0.531 J	0.472 J
PCB-169	32774-16-6	ng/g	0.12	14	< 0.0502 U	< 0.0515 U	< 0.0503 U	< 0.0505 U	< 0.051 U	< 0.0473 U	< 0.0486 U	< 0.0504 UJ	< 0.0512 U	< 0.0512 U	< 0.05 U	< 0.0508 U	< 0.0512 U	< 0.0488 U
PCB-170/190	PCB-170/190	ng/g	230	14	14	4.41	9.06	1.57	3.36	4.99	1.06	6.82 J	3.83	10.1	15.7	7.6	1.82	1.31
PCB-171	52663-71-5	ng/g	230	14	3.88	1.04 J	2.11 J	0.519	0.99	1.37	0.397	1.85 J	1.06	2.35	4.26 J	2.15 J	0.577 J	0.429 J
PCB-172/192	PCB-172/192	ng/g	230	14	1.72 J	0.589	1.3	0.223 J	0.483 J	0.66 J	< 0.139 UJ	1.03 J	0.578 J	1.51 J	1.95	1.2	0.236	< 0.14 U
PCB-173	68194-16-1	ng/g	230	14	< 0.0878 U	< 0.0901 U	< 0.088 U	< 0.0883 U	< 0.0892 U	< 0.0827 U	< 0.0849 U	< 0.0881 UJ	< 0.0896 U	< 0.0895 U	< 0.0874 U	< 0.0888 U	< 0.0894 U	< 0.0853 U
PCB-174	38411-25-5	ng/g	230	14	12.2	3.56	6.78	1.51	3.14	7.35	0.747	5.56 J	2.87	8.06	13.3	6.71	1.85	0.788
PCB-175	40186-70-7	ng/g	230	14	0.577	0.121 J	0.27 J	< 0.0631 U	< 0.0637 U	0.298	< 0.0606 U	0.253 J	< 0.064 U	0.412	0.622 J	0.323 J	< 0.0639 UJ	< 0.0609 UJ
PCB-176	52663-65-7	ng/g	230	14	1.19 J	0.402	0.767	0.219 J	0.375 J	0.74 J	< 0.0653 UJ	0.633 J	0.434 J	0.88 J	1.69	0.937	0.222	< 0.0656 U
PCB-177	52663-70-4	ng/g	230	14	7.08	2.14	4.03	0.933	1.88	3.2	0.555	3.53 J	1.88	4.92	8.29	4.54	0.882	0.522
PCB-178	52663-67-9	ng/g	230	14	2.63	0.814	1.44	0.394	0.608	1.95	< 0.0798 U	1.48 J	0.694	1.89	3.39	1.66	0.551	< 0.0802 U
PCB-179	52663-64-6	ng/g	230	14	3.8 J	1.28	2.28	0.508 J	1.23 J	4.47 J	0.275 J	2.19 J	1.19 J	3.03 J	5.61	2.89	0.72	0.373
PCB-180	35065-29-3	ng/g	230	14	24.9	7.51	15.8	3.23	6.37	21.4	1.65	11.7 J	6.76	17.4	28.9	14.6	4.05	2.04
PCB-181	74472-47-2	ng/g	230	14	< 0.0923 U	< 0.0947 U	< 0.0925 U	< 0.0928 U	< 0.0937 U	< 0.0869 U	< 0.0892 U	< 0.0926 UJ	< 0.0941 U	< 0.0941 U	< 0.0919 U	< 0.0933 U	< 0.094 U	< 0.0896 U
PCB-182/187	PCB-182/187	ng/g	230	14	13.5	4.34	7.83	1.84	3.83	18.6	0.861	6.67 J	3.65	9.39	17.6	8.79	2.21	1.12
PCB-183	52663-69-1	ng/g	230	14	6.02	1.93	3.38	0.741	1.61	4.4	0.339	2.9 J	1.75	4.15	7.18	3.66	0.905	0.429
PCB-184	74472-48-3	ng/g	230	14	< 0.0485 U	< 0.0497 U	< 0.0486 U	< 0.0488 U	< 0.0492 U	< 0.0457 U	< 0.0469 U	< 0.0487 UJ	< 0.0495 U	< 0.0494 U	< 0.0483 U	< 0.049 U	< 0.0494 U	< 0.0471 U
PCB-185	52712-05-7	ng/g	230	14	1.27	0.431 J	0.783 J	< 0.0715 U	0.401	1.57	< 0.0687 U	0.765 J	0.586	1.04	1.67 J	0.833 J	< 0.0724 UJ	< 0.069 UJ
PCB-186	74472-49-4	ng/g	230	14	< 0.0728 U	< 0.0747 U	< 0.073 U	< 0.0733 U	< 0.0739 U	< 0.0686 U	< 0.0704 U	< 0.0731 UJ	< 0.0743 U	< 0.0742 U	< 0.0725 U	< 0.0736 U	< 0.0742 U	< 0.0707 U
PCB-188	74487-85-7	ng/g	230	14	< 0.053 U	< 0.0543 U	< 0.0531 U	< 0.0533 U	< 0.0538 U	< 0.0499 U	< 0.0512 U	< 0.0532 UJ	< 0.054 U	< 0.054 U	0.133 J	< 0.0536 U	< 0.0539 U	< 0.0514 U
PCB-189	39635-31-9	ng/g	130	14	< 0.0545 U	0.147 J+	0.457 J+	< 0.0548 U	< 0.0554 U	< 0.0513 U	< 0.0527 U	< 0.0547 UJ	< 0.0556 U	0.446	0.867 J+	< 0.0551 U	< 0.0555 U	< 0.0529 U
PCB-191	74472-50-7	ng/g	230	14	< 0.135 U	0.201	0.364	< 0.136 U	< 0.137 U	0.221	< 0.13 U	0.386 J	< 0.138 U	0.381	0.509	0.385	< 0.137 U	< 0.131 U
PCB-193	69782-91-8	ng/g	230	14	1.59 J	0.366	0.714	< 0.183 UJ	0.314 J	0.573 J	< 0.176 UJ	0.822 J	0.409 J	0.802 J	1.47	0.826	< 0.185 U	< 0.177 U

Table 28
Phase 2 Reach Sediment Analytical Results
Phase 2 Data Evaluation Summary Memorandum
Lower Neponset River
Boston and Milton, Massachusetts

					Location	24A-0146	24A-0147	24A-0147	24A-0148	24A-0148	24A-0149	24A-0149	24A-0150	24A-0150	24A-0151	24A-0151	24A-0151	24A-0152	24A-0152
					Sample Name	24A-0146-BS	24A-0147-AS	24A-0147-BS	24A-0148-AS	24A-0148-BS	24A-0149-AS	24A-0149-BS	24A-0150-AS	24A-0150-BS	24A-0151-AS	24A-0151-BS	24A-0151-CS	24A-0152-AS	24A-0152-BS
					Sample Date	10/16/2024	10/17/2024	10/17/2024	10/16/2024	10/16/2024	10/16/2024	10/16/2024	10/16/2024	10/16/2024	10/16/2024	10/16/2024	10/16/2024	10/15/2024	10/15/2024
					Sample Type	N	N	N	N	N	N	N	N	N	N	N	N	N	N
					Depth Interval	0.5 - 2.1 ft	0 - 0.5 ft	0.5 - 1 ft	0 - 0.5 ft	0.5 - 1.2 ft	0 - 0.5 ft	0.5 - 0.75 ft	0 - 0.5 ft	0.5 - 1.65 ft	0 - 0.5 ft	0.5 - 1.9 ft	1.9 - 2.8 ft	0 - 0.5 ft	0.5 - 1.5 ft
Analyte	Cas No.	Units	Human Health PAL	Ecological PAL															
PCB-194	35694-08-7	ng/g	230	14		8.06 J	2.43	5.84	1.19 J	4.08 J	17.1 J	< 0.151 UJ	3.96 J	2.97 J	6.2 J	11.6	4.91	< 0.159 U	< 0.151 U
PCB-195	52663-78-2	ng/g	230	14		2.37	0.886 J	2.17 J	< 0.149 U	1.83	6.19	< 0.143 U	1.73 J	< 0.151 U	2.7	6.24 J	1.96 J	< 0.151 UJ	< 0.144 UJ
PCB-196/203	PCB-196/203	ng/g	230	14		8.2	2.68 J	5.84 J	1.29	2.37	25.7	0.837	4.18 J	2.63	5.23	12.6 J	6.07 J	1.47 J	0.859 J
PCB-197	33091-17-7	ng/g	230	14		< 0.058 U	< 0.0595 U	0.258	< 0.0584 U	< 0.0589 U	0.519	< 0.0561 U	< 0.0582 UJ	< 0.0592 U	< 0.0592 U	0.416	< 0.0587 U	< 0.0591 U	< 0.0564 U
PCB-198	68194-17-2	ng/g	230	14		< 0.0985 U	< 0.101 U	< 0.0987 U	< 0.0991 U	< 0.1 U	1.21	< 0.0952 U	< 0.0989 UJ	< 0.101 U	< 0.1 U	0.847	0.817	< 0.1 U	< 0.0957 U
PCB-199	52663-75-9	ng/g	230	14		7.7	2.1	4.45	1.14	2.38	24.7	0.55	3.78 J	2.26	4.19	10.2	5.35	1.03	0.781
PCB-200	52663-73-7	ng/g	230	14		1.18	0.267 J	0.491 J	< 0.0846 U	< 0.0854 U	2.77	< 0.0813 U	0.557 J	< 0.0858 U	0.635	1.36 J	0.702 J	< 0.0857 UJ	< 0.0817 UJ
PCB-201	40186-71-8	ng/g	230	14		1.04	0.227 J	0.496 J	< 0.0507 U	< 0.0512 U	3.02	< 0.0487 U	0.321 J	< 0.0514 U	0.555	1.27 J	0.628 J	< 0.0514 UJ	< 0.049 UJ
PCB-202	2136-99-4	ng/g	230	14		1.37	0.327 J	0.862 J	< 0.0635 U	0.496	6.19	< 0.061 U	0.641 J	0.448	0.766	2.14 J	1.11 J	< 0.0642 UJ	< 0.0613 UJ
PCB-204	74472-52-9	ng/g	230	14		< 0.0976 U	< 0.1 U	< 0.0978 U	< 0.0981 U	< 0.0991 U	< 0.0919 U	< 0.0943 U	< 0.0979 UJ	< 0.0995 U	< 0.0994 U	< 0.0971 U	< 0.0986 U	< 0.0993 U	< 0.0947 U
PCB-205	74472-53-0	ng/g	230	14		< 0.0539 U	< 0.0553 U	< 0.0541 U	< 0.0543 U	< 0.0548 U	< 0.0508 U	< 0.0521 U	< 0.0541 UJ	< 0.055 U	< 0.055 U	0.739	< 0.0545 U	< 0.0549 U	< 0.0524 U
PCB-206	40186-72-9	ng/g	230	14		8.35	1.14 J	2.06 J	0.511	1.26	16.9	< 0.0501 U	1.69 J	1.23	1.89	6.2 J	2.85 J	0.745 J	< 0.0503 UJ
PCB-207	52663-79-3	ng/g	230	14		0.795	< 0.0701 U	< 0.0685 U	< 0.0687 U	< 0.0694 U	2.05	< 0.0661 U	< 0.0686 UJ	< 0.0697 U	< 0.0697 U	0.709	< 0.0691 U	< 0.0696 U	< 0.0664 U
PCB-208	52663-77-1	ng/g	230	14		3.52	0.314 J	0.499 J	< 0.0687 U	0.376	4.28	< 0.0661 U	0.563 J	< 0.0697 U	0.5	1.69 J	0.985 J	< 0.0696 UJ	< 0.0664 UJ
PCB-209	2051-24-3	ng/g	230	14		11.5 J	0.717 J	0.888 J	0.347 J	0.923 J	1.91 J	< 0.0435 UJ	1.41 J	< 0.0459 UJ	0.942 J	3.91 J	1.97 J	< 0.0458 UJ	< 0.0437 UJ
Total Decachlorobiphenyls	RA_Total_DECPCB	ng/g	230	14		11.5	0.717	0.888	0.347	0.923	1.91	< 0.0435 U	1.41	< 0.0459 U	0.942	3.91	1.97	< 0.0458 U	< 0.0437 U
Total Dichlorobiphenyls	RA_Total_DIPCB	ng/g	230	14		391.99	239.13	321.3	167.82	482.56	208.85	62.606	344.36	178.15	15413.8	6128.8	3056.9	78.05	141.595
Total Heptachlorobiphenyls	RA_Total_HEPPCB	ng/g	230	14		94.357	29.281	57.365	11.687	24.591	71.792	5.884	46.589	25.691	66.761	113.141	57.104	14.023	7.011
Total Hexachlorobiphenyls	RA_Total_HEXPCB	ng/g	230	14		283.72	89.6411	136.291	36.716	70.226	88.406	17.899	155.479	70.102	231.48	311.831	161.503	34.232	22.168
Total Monochlorobiphenyls	RA_Total_MONPCB	ng/g	230	14		30.85	43.75	60.578	17.66	9.55	33.2	17.56	50.2	25.897	4258.1	449.3	273.9	15.83	27.83
Total Nonachlorobiphenyls	RA_Total_NONPCB	ng/g	230	14		12.665	1.454	2.559	0.511	1.636	23.23	< 0.0661 U	2.253	1.23	2.39	8.599	3.835	0.745	< 0.0664 U
Total Octachlorobiphenyls	RA_Total_OCTPCB	ng/g	230	14		29.92	8.917	20.407	3.62	11.156	87.399	1.387	15.169	8.308	20.276	47.412	21.547	2.5	1.64
Total Pentachlorobiphenyls	RA_Total_PENPCB	ng/g	230	14		673.5	244.718	303.897	119.003	227.621	170.508	46.172	421.568	181.065	1216.78	1093.11	523.752	92.931	61.927
Total Tetrachlorobiphenyls	RA_Total_TETPCB	ng/g	230	14		2021.74	620.552	626.096	404.738	1141.85	372.796	118.037	1254.61	465.821	4395.72	6455.6	3155.93	256.357	133.323
Total Trichlorobiphenyls	RA_Total_TRICPB	ng/g	230	14		2136.73	519.077	618.65	475.89	1612.16	391.385	112.828	1020.35	429.87	8854.93	12218.9	6452.41	209.71	153.01
Total PCB Congeners	RA_Tot_PCB_Cong	ng/g	120	14		5686.97	1797.24	2148.03	1237.99	3582.28	1449.48	382.373	3311.99	1386.13	34461.2	26830.6	13708.9	704.378	548.504
Total PCB TEQ (Bird)	RA-TEQ-B-PCB	ng/g				0.5645991	0.40658828	0.39663827	0.22675117	0.48082123	0.23812706	0.0693295	0.6632949	0.23592109	5.23728696	2.46670467	1.1032366	0.14010965	0.08605154
Total PCB TEQ (Fish)	RA-TEQ-F-PCB	ng/g				0.0017262	0.00116323	0.001325485	0.000554345	0.001147565	0.00066319	0.00018071	0.00172365	0.00064508	0.02007288	0.005793735	0.00262805	0.000359545	0.00023851
Total PCB TEQ (Mammal)	RA-TEQ-M-PCB	ng/g				0.0047572	0.00219528	0.00313391	0.00106607	0.00209039	0.00161414	0.00039426	0.0037419	0.00152548	0.16882228	0.01016241	0.0047683	0.00076227	0.00057606
TAL Metals and Mercury																			
Aluminum	7429-90-5	mg/kg	7700	25000		8500	2900	3500	2700	3300	3500	-	12000 J	3600	3200	5400	5000	2800	4800
Calcium	7440-70-2	mg/kg				2000	1400	1000	810	850	2000	-	5400 J	950	1100	1500	1200	1200	1500
Iron	7439-89-6	mg/kg	5500	20000		11000	7700	8000	13000	7600	13000	-	44000 J	8900	7800	9600	9000	8600	12000
Magnesium	7439-95-4	mg/kg				1500	1100	1700	1300	1500	990	-	6200 J	1600	1300	1400	1500	1200	1800
Potassium	7440-09-7	mg/kg				510 J-	360 J	380 J	280 J-	300 J-	300 J-	-	600 J	340 J-	310 J-	370 J-	370 J-	290 J-	300 J-
Sodium	7440-23-5	mg/kg				250 J	210 J	< 780 U	< 620 U	< 540 U	250 J	-	320 J	< 740 U	140 J	190 J	150 J	100 J	120 J
Antimony	7440-36-0	mg/kg	3.1	2		2.9	< 1.9 U	< 1.4 U	< 1.2 U	< 1.0 U	< 1.4 U	-	1.1 J	< 1.4 U	< 1.4 U	< 2.1 U	1.9 J+	< 1.3 U	< 1.4 U
Arsenic	7440-38-2	mg/kg	0.68	9.8		12 J-	1.7	1.5	1.3 J-	2.0 J-	1.7 J-	-	4.3 J	1.6 J-	1.4 J-	4.9 J-	5.7 J-	2.0 J-	4.3 J-
Barium	7440-39-3	mg/kg	1500	20		85	54	28	24	20	35	-	140 J	29	26	63	44	35	44
Beryllium	7440-41-7	mg/kg	16			0.44 J-	0.21 J-	0.19 J-	0.19 J-	0.14 J-	0.20 J-	-	0.47 J	0.19 J-	0.21 J-	0.39 J-	0.26 J-	0.20 J-	0.31 J-
Cadmium	7440-43-9	mg/kg	0.71	1		2.0	0.48 J	0.28 J	0.18 J	0.32 J	0.28 J	-	1.1 J	0.28 J	0.25 J	1.5	0.83 J	0.27 J	0.71
Chromium, Total	7440-47-3	mg/kg	0.95	43.4		160 EB	17 EB	12 EB	17 EB	24 EB	12 EB	-	37 JEB	14 EB	13 EB	160 EB	63 EB	40 EB	32 EB
Cobalt	7440-48-4	mg/kg	2.3	50		6.0	4.1	2.8	2.7	2.7	4.1	-	9.2 J	3.0	3.5	3.8	2.9	2.9	3.0
Copper	7440-50-8	mg/kg	310	31.6		160	21	16	12	20	13	-	45 J	15	15	64	56	13	41
Lead	7439-92-1	mg/kg	200	35.8		380	54	55	46	72	38	-	120 J	51	45	230	210	910	220
Manganese	7439-96-5	mg/kg	180	460		250 EB	650 EB	160 EB	240 EB	90 EB	350 EB	-	1700 JEB	140 EB	140 EB	200 EB	96 EB	150 EB	98 EB
Nickel	7440-02-0	mg/kg	140	22.7		11	5.5	4.6	4.0	4.7	5.6	-	9.7 J	4.5	6.4	8.6	5.6	4.5	6.0
Selenium	7782-49-2	mg/kg	39	11		< 5.7 U	< 4.8 U	< 3.5 U	< 3.0 U	< 2.5 U	< 3.6 U	-	< 2.4 UJ	< 3.4 U	< 3.5 U	< 5.3 U	< 4.2 U	< 3.1 U	< 3.5 U
Silver	7440-22-4	mg/kg	39	1		0.57 J	< 0.96 U	< 0.70 U	< 0.59 U	< 0.51 U	< 0.72 U	-	0.28 J	< 0.68 U	< 0.69 U	0.28 J	0.30 J	< 0.63 U	0.30 J+
Thallium	7440-28-0	mg/kg	0.078			< 1.1 U	< 0.96 U	< 0.70 U	< 0.59 U	< 0.51 U	< 0.72 U	-	< 0.48 UJ	< 0.68 U	< 0.69 U	< 1.1 U	< 0.84 U	< 0.63 U	< 0.70 U
Vanadium	7440-62-2	mg/kg	39			37	8.7	6.5	7.0	6.9	7.9	-	21 J	6.5	8.0	19	14	6.8	20
Zinc	7440-66-6	mg/kg	2300	121		420	120	76	62	70	89	-	250 J	80	77	260	130	86	120
Mercury	7439-97-6	mg/kg	2.3	0.18		1.6	0.30	0.13 J	0.12	0.16	< 0.14 U	-	< 0.10 UJ	0.21	< 0.15 U	0.69	0.83	0.14 J+	0.37
TCL VOCs																			
1,1,1-Trichloroethane (TCA)	71-55-6	ug/kg	810000	70		< 11 U	< 9.7 U	< 12 UJ	< 6.4 U	< 330 U	< 7.5 U	-	< 14 U	< 7.4 U	< 6.7 U	< 10 U	< 7.9 U	< 6.6 U	< 7.6 U
1,1,2,2-TETRACHLOROETHANE	79-34-5	ug/kg	600	250		< 11 U	< 9.7 U	< 12 U	< 6.4 U	< 330 U	< 7.5 U	-	< 14 U	< 7.4 U	< 6.7 U	< 10 U	< 7.9 U	< 6.6 U	< 7.6 U
1,1,2-TRICHLORO-1,2,2-TRIFLUOROETHANE	76-13-1	ug/kg	670000			< 11 U	< 9.7 U	< 12 UJ	< 6.4 U	< 330 U	< 7.5 U	-	< 14 U	< 7.4 U	< 6.7 U	< 10 U	< 7.9 U	< 6.6 U	< 7.6 U
1,1,2-Trichloroethane	79-00-5	ug/kg	150	538		< 11 U	< 9.7 U	< 12 U	< 6.4 U	< 330 U	< 7.5 U	-	< 14 U	< 7.4 U	< 6.7 U	< 10 U	< 7.9 U	< 6.6 U	< 7.6 U
1,1-Dichloroethane	75-34-3	ug/kg	3600	20		< 11 U	< 9.7 U	< 12 U	< 6.4 U	< 330 U	< 7.5 U	-	< 14 U	< 7.4 U	< 6.7 U	< 10 U	< 7.9 U	< 6.6 U	< 7.6 U
1,1-Dichloroethene	75-35-4	ug/kg	480	100		< 11 UJ	< 9.7 U	< 12 UJ	< 6.4 UJ	< 330 U	< 7.5 UJ	-	< 14 U	< 7.4 UJ	< 6.7 UJ	< 10 UJ	< 7.9 UJ	< 6.6 UJ	< 7.6 UJ
1,2,3-Trichlorobenzene	87-61-6	ug/kg	6300	113		< 11 U	< 9.7 U	< 12 UJ	< 6.4 UJ	< 330 U	< 7.5 UJ	-	< 14 U	< 7.4 U	< 6.7 U	< 10 U	< 7.9 U	< 6.6 U	< 7.6 U
1,2,3-TRICHLOROPROPANE	96-18-4	ug/kg	5.1			< 11 U	< 9.7 U	< 12 U	< 6.4 UJ	< 330 U	< 7.5 U	-	< 14 U	< 7.4 U	< 6.7 U	< 10 U	< 7.9 U	< 6.6 U	< 7.6 U
1,2,4-TRICHLOROBENZENE	120-82-1	ug/kg	5800	11		< 11 U	< 9.7 U	< 12 UJ	< 6.4 UJ	< 330 U	< 7.5 UJ	-	< 14 U	< 7.4 U	< 6.7 U	< 10 U	< 7.9 U	< 6.6 U	< 7.6 U
1,2,4-Trimethylbenzene	95-63-6	ug/kg	30000	97		< 11 U	< 9.7 U	< 12 U	< 6.4 U	< 330 U	< 7.5 U	-	< 14 U	< 7.4 U	< 6.7 U	< 10 U	< 7.9 U	< 6.6 U	< 7.6 U
1,2-Dibromo-3-Chloropropane	96-12-8	ug/kg	5.3			< 11 U	< 9.7 U	< 12 U	< 6.4 U	< 330 U	< 7.5 U	-	< 14 U	< 7.4 U	< 6.7 U	< 10 U	< 7.9 U	< 6.6 U	< 7.6 U
1,2-Dibromoethane (Ethylene Dibromide)	106-93-4	ug/kg	36			< 11 U	< 9.7 U	< 12 UJ	< 6.4 U	< 330 U	< 7.5 U	-	< 14 U	< 7.4 U	< 6.7 U	< 10 U	< 7.9 U	< 6.6 U	< 7.6 U
1,2-Dichlorobenzene	95-50-1	ug/kg	180000	95		< 11 U	< 9.7 U	< 12 UJ	< 6.4 UJ	< 330 U	< 7.5 UJ	-	< 14 U	< 7.4 U	< 6.7 U	< 10 U	< 7.9 U	< 6.6 U	< 7.6 U
1,2-Dichloroethane	107-06-2	ug/kg	460	986		< 11 U	< 9.7 U	< 12 UJ	< 6.4 U	< 330 U	< 7.5 U	-	< 14 U	< 7.4 U	< 6.7 U	< 10 U	< 7.9 U	< 6.6 U	< 7.6 U
1,2-DICHLOROPROPANE	78-87-5	ug/kg	1600	428		< 11 U	< 9.7 U	< 12 U	< 6.4 UJ	< 330 U	< 7.5 U	-	< 14 U	< 7.4 U	< 6.7 U	< 10 U	< 7.9 U	< 6.6 U	< 7.6 U
1,3,5-Trimethylbenzene (Mesitylene)	108-67-8	ug/kg	27000	164		< 11 U	< 9.7 U	< 12 U	< 6.4 U	< 330 U	< 7.5 U	-	< 14 U	< 7.4 U	< 6.7 U	< 10 U	< 7.9 U	< 6.6 U	< 7.6 U

Table 28
Phase 2 Reach Sediment Analytical Results
Phase 2 Data Evaluation Summary Memorandum
Lower Neponset River
Boston and Milton, Massachusetts

					Location	24A-0146	24A-0147	24A-0147	24A-0148	24A-0148	24A-0149	24A-0149	24A-0150	24A-0150	24A-0151	24A-0151	24A-0151	24A-0152	24A-0152
					Sample Name	24A-0146-BS	24A-0147-AS	24A-0147-BS	24A-0148-AS	24A-0148-BS	24A-0149-AS	24A-0149-BS	24A-0150-AS	24A-0150-BS	24A-0151-AS	24A-0151-BS	24A-0151-CS	24A-0152-AS	24A-0152-BS
					Sample Date	10/16/2024	10/17/2024	10/17/2024	10/16/2024	10/16/2024	10/16/2024	10/16/2024	10/16/2024	10/16/2024	10/16/2024	10/16/2024	10/16/2024	10/15/2024	10/15/2024
					Sample Type	N	N	N	N	N	N	N	N	N	N	N	N	N	N
					Depth Interval	0.5 - 2.1 ft	0 - 0.5 ft	0.5 - 1 ft	0 - 0.5 ft	0.5 - 1.2 ft	0 - 0.5 ft	0.5 - 0.75 ft	0 - 0.5 ft	0.5 - 1.65 ft	0 - 0.5 ft	0.5 - 1.9 ft	1.9 - 2.8 ft	0 - 0.5 ft	0.5 - 1.5 ft
Analyte	Cas No.	Units	Human Health PAL	Ecological PAL														
1,3-DICHLOROBENZENE	541-73-1	ug/kg	2600	89	< 11 U	< 9.7 U	< 12 UJ	< 6.4 UJ	< 330 U	< 7.5 UJ	-	< 14 U	< 7.4 U	< 6.7 U	< 10 U	< 7.9 U	< 6.6 U	< 7.6 U
1,4-DICHLOROBENZENE	106-46-7	ug/kg	2600	30	< 11 U	< 9.7 U	< 12 UJ	< 6.4 UJ	< 330 U	< 7.5 UJ	-	< 14 U	< 7.4 U	< 6.7 U	< 10 U	< 7.9 U	< 6.6 U	< 7.6 U
2-HEXANONE	591-78-6	ug/kg	20000	45	< 22 U	< 19 U	< 24 U	< 13 U	< 650 U	< 15 U	-	< 29 U	< 15 U	< 13 U	< 21 U	< 16 U	< 13 U	< 15 U
ACETONE	67-64-1	ug/kg	7000000	65	120 EB	110 EB	110 EB	< 13 U	43 JEB	99 EB	-	< 29 U	12 JEB	41 EB	71 EB	57 EB	17 EB	56 EB
Benzene	71-43-2	ug/kg	1200	10	< 11 U	< 9.7 U	< 12 U	< 6.4 U	< 330 U	< 7.5 U	-	< 14 U	< 7.4 U	< 6.7 U	< 10 U	< 7.9 U	< 6.6 U	< 7.6 U
BROMOCHLOROMETHANE	74-97-5	ug/kg	15000		< 11 U	< 9.7 U	< 12 U	< 6.4 U	< 330 U	< 7.5 U	-	< 14 U	< 7.4 U	< 6.7 U	< 10 U	< 7.9 U	< 6.6 U	< 7.6 U
BROMODICHLOROMETHANE	75-27-4	ug/kg	290	210	< 11 U	< 9.7 U	< 12 U	< 6.4 UJ	< 330 U	< 7.5 U	-	< 14 U	< 7.4 U	< 6.7 U	< 10 U	< 7.9 U	< 6.6 U	< 7.6 U
BROMOFORM	75-25-2	ug/kg	19000	142	< 11 U	< 9.7 U	< 12 U	< 6.4 U	< 330 U	< 7.5 U	-	< 14 U	< 7.4 U	< 6.7 U	< 10 U	< 7.9 U	< 6.6 U	< 7.6 U
BROMOMETHANE	74-83-9	ug/kg	680	6.5	< 11 U	< 9.7 U	< 12 U	< 6.4 U	< 330 U	< 7.5 U	-	< 14 U	< 7.4 U	< 6.7 U	< 10 U	< 7.9 U	< 6.6 U	< 7.6 U
CARBON DISULFIDE	75-15-0	ug/kg	77000	7.8	< 11 U	< 9.7 U	< 12 U	< 6.4 U	< 330 U	< 7.5 U	-	< 14 U	< 7.4 U	< 6.7 U	< 10 U	< 7.9 U	< 6.6 U	< 7.6 U
CARBON TETRACHLORIDE	56-23-5	ug/kg	650	57	< 11 U	< 9.7 U	< 12 UJ	< 6.4 U	< 330 U	< 7.5 U	-	< 14 U	< 7.4 U	< 6.7 U	< 10 U	< 7.9 U	< 6.6 U	< 7.6 U
Chlorobenzene	108-90-7	ug/kg	28000	30	< 11 U	< 9.7 U	< 12 UJ	< 6.4 UJ	< 330 U	< 7.5 UJ	-	< 14 U	< 7.4 U	< 6.7 U	< 10 U	< 7.9 U	< 6.6 U	< 7.6 U
CHLOROETHANE	75-00-3	ug/kg	540000		< 11 U	< 9.7 U	< 12 U	< 6.4 U	< 330 U	< 7.5 U	-	< 14 U	< 7.4 U	< 6.7 U	< 10 U	< 7.9 U	< 6.6 U	< 7.6 U
Chloroform	67-66-3	ug/kg	320	87	< 11 U	< 9.7 U	< 12 U	< 6.4 U	< 330 U	< 7.5 U	-	< 14 U	< 7.4 U	< 6.7 U	< 10 U	< 7.9 U	< 6.6 U	< 7.6 U
CHLOROMETHANE	74-87-3	ug/kg	11000		< 11 U	< 9.7 U	< 12 U	< 6.4 U	< 330 U	< 7.5 U	-	< 14 U	< 7.4 U	< 6.7 U	< 10 U	< 7.9 U	< 6.6 U	< 7.6 U
CIS-1,2-DICHLOROETHYLENE	156-59-2	ug/kg	6300	432	< 11 UJ	< 9.7 U	< 12 UJ	< 6.4 UJ	< 330 U	< 7.5 UJ	-	< 14 U	< 7.4 UJ	< 6.7 UJ	< 10 UJ	< 7.9 UJ	< 6.6 UJ	< 7.6 UJ
cis-1,3-Dichloropropene	10061-01-5	ug/kg	1800		< 11 U	< 9.7 U	< 12 U	< 6.4 U	< 330 U	< 7.5 U	-	< 14 U	< 7.4 U	< 6.7 U	< 10 U	< 7.9 U	< 6.6 U	< 7.6 U
Cyclohexane	110-82-7	ug/kg	650000		< 11 U	< 9.7 U	< 12 U	< 6.4 UJ	< 330 U	< 7.5 U	-	< 14 U	< 7.4 U	< 6.7 U	< 10 U	< 7.9 U	< 6.6 U	< 7.6 U
DIBROMOCHLOROMETHANE	124-48-1	ug/kg	8300	198	< 11 U	< 9.7 U	< 12 U	< 6.4 U	< 330 U	< 7.5 U	-	< 14 U	< 7.4 U	< 6.7 U	< 10 U	< 7.9 U	< 6.6 U	< 7.6 U
Dichlorodifluoromethane	75-71-8	ug/kg	8700		< 11 U	< 9.7 U	< 12 U	< 6.4 U	< 330 U	< 7.5 U	-	< 14 U	< 7.4 U	< 6.7 U	< 10 U	< 7.9 U	< 6.6 U	< 7.6 U
Ethylbenzene	100-41-4	ug/kg	5800	290	< 11 U	< 9.7 U	< 12 U	< 6.4 U	< 330 U	< 7.5 U	-	< 14 U	< 7.4 U	< 6.7 U	< 10 U	< 7.9 U	< 6.6 U	< 7.6 U
Isopropylbenzene (Cumene)	98-82-8	ug/kg	190000	35	< 11 U	< 9.7 U	< 12 U	< 6.4 U	< 330 U	< 7.5 U	-	< 14 U	< 7.4 U	< 6.7 U	< 10 U	< 7.9 U	< 6.6 U	< 7.6 U
m,p-Xylene	179601-23-1	ug/kg	55000		< 11 U	< 9.7 U	< 12 U	< 6.4 U	< 330 U	< 7.5 U	-	< 14 U	< 7.4 U	< 6.7 U	< 10 U	< 7.9 U	< 6.6 U	< 7.6 U
METHYL ACETATE	79-20-9	ug/kg	7800000		< 11 U	< 9.7 U	< 12 UJ	< 6.4 U	< 330 U	< 7.5 U	-	< 14 U	< 7.4 U	< 6.7 U	< 10 U	< 7.9 U	< 6.6 U	< 7.6 U
Methyl Ethyl Ketone (2-Butanone)	78-93-3	ug/kg	2700000	7604	46	47	39	< 13 U	< 650 U	48	-	< 29 U	< 15 U	17	29	22	< 13 U	23
METHYL ISOBUTYL KETONE (4-METHYL-2-PENTANONE)	108-10-1	ug/kg	3300000	73	< 22 U	< 19 U	< 24 U	< 13 U	< 650 U	< 15 U	-	< 29 U	< 15 U	< 13 U	< 21 U	< 16 U	< 13 U	< 15 U
Methylcyclohexane	108-87-2	ug/kg	9800		< 11 U	< 9.7 U	< 12 U	< 6.4 UJ	< 330 U	< 7.5 U	-	< 14 U	< 7.4 U	< 6.7 U	< 10 U	< 7.9 U	< 6.6 U	< 7.6 U
Methylene Chloride	75-09-2	ug/kg	35000	18	< 11 U	< 9.7 U	< 12 UJ	< 6.4 U	< 330 U	< 7.5 U	-	< 14 U	< 7.4 U	< 6.7 U	< 10 U	< 7.9 U	< 6.6 U	< 7.6 U
o-Xylene (1,2-Dimethylbenzene)	95-47-6	ug/kg	64000		< 11 U	< 9.7 U	< 12 U	< 6.4 U	< 330 U	< 7.5 U	-	< 14 U	< 7.4 U	< 6.7 U	< 10 U	< 7.9 U	< 6.6 U	< 7.6 U
Styrene	100-42-5	ug/kg	600000	126	< 11 U	< 9.7 U	< 12 U	< 6.4 U	< 330 U	< 7.5 U	-	< 14 U	< 7.4 U	< 6.7 U	< 10 U	< 7.9 U	< 6.6 U	< 7.6 U
TERT-BUTYL METHYL ETHER	1634-04-4	ug/kg	47000	304	< 11 U	< 9.7 U	< 12 UJ	< 6.4 U	< 330 U	< 7.5 U	-	< 14 U	< 7.4 U	< 6.7 U	< 10 U	< 7.9 U	< 6.6 U	< 7.6 U
Tetrachloroethylene (PCE)	127-18-4	ug/kg	8100	2	< 11 U	< 9.7 U	< 12 U	< 6.4 U	< 330 U	< 7.5 U	-	< 14 U	< 7.4 U	< 6.7 U	< 10 U	< 7.9 U	< 6.6 U	< 7.6 U
Toluene	108-88-3	ug/kg	490000	10	< 11 U	5.6 J	< 12 U	7.0	1100	< 7.5 U	-	< 14 U	2.0 J	1.2 J	< 10 U	< 7.9 U	< 6.6 U	< 7.6 U
Trans-1,2-Dichloroethylene	156-60-5	ug/kg	7000	389	< 11 UJ	< 9.7 U	< 12 UJ	< 6.4 UJ	< 330 U	< 7.5 UJ	-	< 14 U	< 7.4 UJ	< 6.7 UJ	< 10 UJ	< 7.9 UJ	< 6.6 UJ	< 7.6 UJ
Trans-1,3-Dichloropropene	10061-02-6	ug/kg	1800		< 11 U	< 9.7 U	< 12 U	< 6.4 U	< 330 U	< 7.5 U	-	< 14 U	< 7.4 U	< 6.7 U	< 10 U	< 7.9 U	< 6.6 U	< 7.6 U
Trichloroethylene (TCE)	79-01-6	ug/kg	410	78	< 11 U	< 9.7 U	< 12 U	< 6.4 U	< 330 U	< 7.5 U	-	< 14 U	< 7.4 U	< 6.7 U	< 10 U	< 7.9 U	< 6.6 U	< 7.6 U
Trichlorofluoromethane	75-69-4	ug/kg	2300000		< 11 U	< 9.7 U	< 12 UJ	< 6.4 U	< 330 U	< 7.5 U	-	< 14 U	< 7.4 U	< 6.7 U	< 10 U	< 7.9 U	< 6.6 U	< 7.6 U
Vinyl Chloride	75-01-4	ug/kg	59	482	< 11 U	< 9.7 U	< 12 U	< 6.4 U	< 330 U	< 7.5 U	-	< 14 U	< 7.4 U	< 6.7 U	< 10 U	< 7.9 U	< 6.6 U	< 7.6 U
TCL SVOCs																		
1,2,4,5-TETRACHLOROBENZENE	95-94-3	ug/kg	230	187	< 390 U	< 330 U	-	< 210 U	< 210 U	< 240 U	-	< 520 U	< 240 U	< 230 U	< 350 U	< 260 U	< 220 U	< 240 U
1,4-Dioxane (P-Dioxane)	123-91-1	ug/kg	5300		< 150 U	< 130 U	-	< 82 U	< 80 U	< 94 U	-	< 200 U	< 95 U	< 92 U	< 140 U	< 100 U	< 87 U	< 96 U
1-Methylnaphthalene	90-12-0	ug/kg	18	141	< 390 U	< 330 U	-	< 210 U	< 210 U	< 240 U	-	< 520 U	< 240 U	< 230 U	< 350 U	< 260 U	< 220 U	< 240 U
2,3,4,6-TETRACHLOROPHENOL	58-90-2	ug/kg	190000	30	< 390 U	< 330 U	-	< 210 U	< 210 U	< 240 U	-	< 520 U	< 240 U	< 230 U	< 350 U	< 260 U	< 220 U	< 240 U
2,4,5-TRICHLOROPHENOL	95-95-4	ug/kg	630000	34	< 390 U	< 330 U	-	< 210 U	< 210 U	< 240 U	-	< 520 U	< 240 U	< 230 U	< 350 U	< 260 U	< 220 U	< 240 U
2,4,6-TRICHLOROPHENOL	88-06-2	ug/kg	6300		< 390 U	< 330 U	-	< 210 U	< 210 U	< 240 U	-	< 520 U	< 240 U	< 230 U	< 350 U	< 260 U	< 220 U	< 240 U
2,4-DICHLOROPHENOL	120-83-2	ug/kg	19000	57	< 390 U	< 330 U	-	< 210 U	< 210 U	< 240 U	-	< 520 U	< 240 U	< 230 U	< 350 U	< 260 U	< 220 U	< 240 U
2,4-DIMETHYLPHENOL	105-67-9	ug/kg	130000	39	< 390 U	< 330 U	-	< 210 U	< 210 U	< 240 U	-	< 520 U	< 240 U	< 230 U	< 350 U	< 260 U	< 220 U	< 240 U
2,4-DINITROPHENOL	51-28-5	ug/kg	13000	223	< 750 U	< 630 U	-	< 410 U	< 400 U	< 470 U	-	< 1000 U	< 470 U	< 450 U	< 670 U	< 510 U	< 430 U	< 480 U
2,4-DINITROTOLUENE	121-14-2	ug/kg	1700	290	< 390 U	< 330 U	-	< 210 U	< 210 U	< 240 U	-	< 520 U	< 240 U	< 230 U	< 350 U	< 260 U	< 220 U	< 240 U
2,6-DINITROTOLUENE	606-20-2	ug/kg	360	296	< 390 U	< 330 U	-	< 210 U	< 210 U	< 240 U	-	< 520 U	< 240 U	< 230 U	< 350 U	< 260 U	< 220 U	< 240 U
2-CHLORONAPHTHALENE	91-58-7	ug/kg	480000		< 390 U	< 330 U	-	< 210 U	< 210 U	< 240 U	-	< 520 U	< 240 U	< 230 U	< 350 U	< 260 U	< 220 U	< 240 U
2-CHLOROPHENOL	95-57-8	ug/kg	39000	55	< 390 U	< 330 U	-	< 210 U	< 210 U	< 240 U	-	< 520 U	< 240 U	< 230 U	< 350 U	< 260 U	< 220 U	< 240 U
2-Methylnaphthalene	91-57-6	ug/kg	24000	20.2	< 390 U	< 330 U	-	< 210 U	< 210 U	< 240 U	-	< 520 U	< 240 U	< 230 U	< 350 U	< 260 U	< 220 U	< 240 U
2-METHYLPHENOL (O-CRESOL)	95-48-7	ug/kg	320000	119	< 750 U	< 630 U	-	< 410 U	< 400 U	< 470 U	-	< 1000 U	< 470 U	< 450 U	< 670 U	< 510 U	< 430 U	< 480 U
2-NITROANILINE	88-74-4	ug/kg	63000		< 390 U	< 330 U	-	< 210 U	< 210 U	< 240 U	-	< 520 U	< 240 U	< 230 U	< 350 U	< 260 U	< 220 U	< 240 U
2-NITROPHENOL	88-75-5	ug/kg	1900000	168	< 390 U	< 330 U	-	< 210 U	< 210 U	< 240 U	-	< 520 U	< 240 U	< 230 U	< 350 U	< 260 U	< 220 U	< 240 U
3,3'-DICHLOROBENZIDINE	91-94-1	ug/kg	1200	31	< 750 U	< 630 U	-	< 410 U	< 400 U	< 470 U	-	< 1000 U	< 470 U	< 450 U	< 670 U	< 510 U	< 430 U	< 480 U
3-NITROANILINE	99-09-2	ug/kg	25000		< 750 U	< 630 U	-	< 410 U	< 400 U	< 470 U	-	< 1000 U	< 470 U	< 450 U	< 670 U	< 510 U	< 430 U	< 480 U
4,6-DINITRO-2-METHYLPHENOL	534-52-1	ug/kg	510	1477	< 750 U	< 630 U	-	< 410 UJ	< 400 UJ	< 470 U	-	< 1000 U	< 470 U	< 450 U	< 670 U	< 510 U	< 430 UJ	< 480 U
4-BROMOPHENYL PHENYL ETHER	101-55-3	ug/kg		47	< 390 U	< 330 U	-	< 210 U	< 210 U	< 240 U	-	< 520 U	< 240 U	< 230 U	< 350 U	< 260 U	< 220 U	< 240 U
4-CHLORO-3-METHYLPHENOL	59-50-7	ug/kg	630000	5	< 390 U	< 330 U	-	< 210 U	< 210 U	< 240 U	-	< 520 U	< 240 U	< 230 U	< 350 U	< 260 U	< 220 U	< 240 U
4-CHLOROANILINE	106-47-8	ug/kg	2700	0.9	< 750 U	< 630 U	-	< 410 U	< 400 U	< 470 U	-	< 1000 U	< 470 U	< 450 U	< 670 U	< 510 U	< 430 U	< 480 U
4-CHLOROPHENYL PHENYL ETHER	7005-72-3	ug/kg			< 390 U	< 330 U	-	< 210 U	< 210 U	< 240 U	-	< 520 U	< 240 U	< 230 U	< 350 U	< 260 U	< 220 U	< 240 U
4-METHYLPHENOL (P-CRESOL)	106-44-5	ug/kg	130000	93	< 750 U	< 630 U	-	< 410 U	< 400 U	< 470 U	-	< 1000 U	< 470 U	< 450 U	< 670 U	< 510 U	< 430 U	< 480 U
4-Nitroaniline	100-01-6	ug/kg	25000		< 750 U	< 630 U	-	< 410 U	< 400 U	< 470 U	-	< 1000 U	< 470 U	< 450 U	< 670 U	< 510 U	< 430 U	< 480 U
4-NITROPHENOL	100-02-7	ug/kg	1900000	153	< 750 U	< 630 U	-	< 410 U	< 400 U	< 470 U	-	< 1000 U	< 470 U	< 450 U	< 670 U	< 510 U	< 430 U	< 480 U
Acenaphthene	83-32-9	ug/kg	360000	6.7	< 390 U	< 330 U	-	< 210 U	< 210 U	< 240 U	-	< 520 U	< 240 U	< 230 U	< 350 U	< 260 U	< 220 U	< 240 U
ACENAPHTHYLENE	208-96-8	ug/kg	360000	5.9	< 390 U	< 330 U	-	< 210 U	< 210 U	< 240 U	-	< 520 U	< 240 U	< 230 U	< 350 U	< 260 U	< 220 U	< 240 U
Acetophenone	98-86-2	ug/kg	780000		< 750 U	< 630 U	-	150 J	190 J	< 470 U	-	< 1000 U	170 J	230 J	< 670 U	< 510 U	130 J	< 480 U
ANTHRACENE	120-12-7	ug/kg	1800000	57	< 390 U	< 330 U	-	< 210 U	50 J	< 240 U	-	< 520 U	< 240 U	91 J	< 350 U	< 260 U	< 220 U	< 240 U

Table 28
Phase 2 Reach Sediment Analytical Results
Phase 2 Data Evaluation Summary Memorandum
Lower Neponset River
Boston and Milton, Massachusetts

					Location	24A-0146	24A-0147	24A-0147	24A-0148	24A-0148	24A-0149	24A-0149	24A-0150	24A-0150	24A-0151	24A-0151	24A-0151	24A-0152	24A-0152
					Sample Name	24A-0146-BS	24A-0147-AS	24A-0147-BS	24A-0148-AS	24A-0148-BS	24A-0149-AS	24A-0149-BS	24A-0150-AS	24A-0150-BS	24A-0151-AS	24A-0151-BS	24A-0151-CS	24A-0152-AS	24A-0152-BS
					Sample Date	10/16/2024	10/17/2024	10/17/2024	10/16/2024	10/16/2024	10/16/2024	10/16/2024	10/16/2024	10/16/2024	10/16/2024	10/16/2024	10/16/2024	10/15/2024	10/15/2024
					Sample Type	N	N	N	N	N	N	N	N	N	N	N	N	N	N
					Depth Interval	0.5 - 2.1 ft	0 - 0.5 ft	0.5 - 1 ft	0 - 0.5 ft	0.5 - 1.2 ft	0 - 0.5 ft	0.5 - 0.75 ft	0 - 0.5 ft	0.5 - 1.65 ft	0 - 0.5 ft	0.5 - 1.9 ft	1.9 - 2.8 ft	0 - 0.5 ft	0.5 - 1.5 ft
Analyte	Cas No.	Units	Human Health PAL	Ecological PAL														
ATRAZINE	1912-24-9	ug/kg	2400	0.3	< 750 U	< 630 U	-	< 410 U	< 400 U	< 470 U	-	< 1000 U	< 470 U	< 450 U	< 670 U	< 510 U	< 430 U	< 480 U
BENZALDEHYDE	100-52-7	ug/kg	170000	59	< 750 U	< 630 U	-	< 410 U	< 400 U	< 470 U	-	< 1000 U	< 470 U	< 450 U	< 670 U	< 510 U	< 430 U	< 480 U
BENZO(A)ANTHRACENE	56-55-3	ug/kg	1100	108	< 390 U	120 J	-	100 J	170 J	110 J	-	190 J	130 J	490	87 J	400	< 220 U	100 J
BENZO(A)PYRENE	50-32-8	ug/kg	110	150	< 390 U	120 J	-	49 J	86 J	110 J	-	170 J	68 J	240	77 J	550	< 220 U	110 J
Benzo(B)Fluoranthene	205-99-2	ug/kg	1100	190	84 J	170 J	-	110 J	200 J	150 J	-	270 J	160 J	610	100 J	410	< 220 U	150 J
Benzo(G,H,I)Perylene	191-24-2	ug/kg	180000	170	< 390 U	91 J	-	< 210 U	< 210 U	78 J	-	120 J	< 240 U	< 230 U	< 350 U	340	< 220 U	77 J
Benzo(K)Fluoranthene	207-08-9	ug/kg	11000	240	< 390 U	< 330 U	-	< 210 U	71 J	60 J	-	< 520 U	< 240 U	180 J	< 350 U	140 J	< 220 U	< 240 U
BENZYL BUTYL PHTHALATE	85-68-7	ug/kg	290000	100	< 390 U	< 330 U	-	< 210 U	< 210 U	< 240 U	-	< 520 U	< 240 U	< 230 U	< 350 U	< 260 U	< 220 U	< 240 U
BIPHENYL (DIPHENYL)	92-52-4	ug/kg	4700	198	< 390 U	< 330 U	-	< 210 U	< 210 U	< 240 U	-	< 520 U	< 240 U	< 230 U	< 350 U	< 260 U	< 220 U	< 240 U
BIS(2-CHLOROETHOXY) METHANE	111-91-1	ug/kg	19000		< 390 U	< 330 U	-	< 210 U	< 210 U	< 240 U	-	< 520 U	< 240 U	< 230 U	< 350 U	< 260 U	< 220 U	< 240 U
BIS(2-CHLOROETHYL) ETHER (2-CHLOROETHYL ETHER)	111-44-4	ug/kg	230		< 750 U	< 630 U	-	< 410 U	< 400 U	< 470 U	-	< 1000 U	< 470 U	< 450 U	< 670 U	< 510 U	< 430 U	< 480 U
BIS(2-CHLOROISOPROPYL) ETHER	108-60-1	ug/kg	310000		< 750 U	< 630 U	-	< 410 U	< 400 U	< 470 U	-	< 1000 U	< 470 U	< 450 U	< 670 U	< 510 U	< 430 U	< 480 U
BIS(2-ETHYLHEXYL) PHTHALATE	117-81-7	ug/kg	39000	180	< 390 U	< 330 U	-	< 210 U	< 210 U	< 240 U	-	< 520 U	< 240 U	< 230 U	< 350 U	< 260 U	< 220 U	160 J
Caprolactam	105-60-2	ug/kg	3100000		< 750 U	< 630 U	-	< 410 U	< 400 U	< 470 U	-	< 1000 U	< 470 U	< 450 U	< 670 U	< 510 U	< 430 U	< 480 U
CARBAZOLE	86-74-8	ug/kg	240000	69	< 750 U	< 630 U	-	< 410 U	< 400 U	< 470 U	-	< 1000 U	< 470 U	< 450 U	< 670 U	< 510 U	< 430 U	< 480 U
CHRYSENE	218-01-9	ug/kg	110000	166	88 J	150 J	-	110 J	180 J	130 J	-	230 J	140 J	510	94 J	400	< 220 U	130 J
DIBENZ(A,H)ANTHRACENE	53-70-3	ug/kg	110	33	< 390 U	< 330 U	-	< 210 U	< 210 U	< 240 U	-	< 520 U	< 240 U	77 J	< 350 U	60 J	< 220 U	< 240 U
Dibenzofuran	132-64-9	ug/kg	7800	510	< 390 U	< 330 U	-	< 210 U	< 210 U	< 240 U	-	< 520 U	< 240 U	< 230 U	< 350 U	< 260 U	< 220 U	< 240 U
Diethyl Phthalate	84-66-2	ug/kg	5100000	630	< 390 U	< 330 U	-	< 210 U	< 210 U	< 240 U	-	< 520 U	< 240 U	< 230 U	< 350 U	< 260 U	< 220 U	< 240 U
DIMETHYL PHTHALATE	131-11-3	ug/kg	5100000	678	< 390 U	< 330 U	-	< 210 U	< 210 U	< 240 U	-	< 520 U	< 240 U	< 230 U	< 350 U	< 260 U	< 220 U	< 240 U
Di-N-Butyl Phthalate	84-74-2	ug/kg	630000	11	< 390 U	< 330 U	-	< 210 U	< 210 U	< 240 U	-	< 520 U	< 240 U	< 230 U	< 350 U	< 260 U	< 220 U	< 240 U
DI-N-OCTYLPHTHALATE	117-84-0	ug/kg	63000	39	< 750 U	< 630 U	-	< 410 U	< 400 U	< 470 U	-	< 1000 U	< 470 U	< 450 U	< 670 U	240 J	< 430 U	< 480 U
FLUORANTHENE	206-44-0	ug/kg	240000	423	170 J	350	-	260	410	320	-	570	320	900	210 J	380	70 J	240
FLUORENE	86-73-7	ug/kg	240000	77	< 390 U	< 330 U	-	< 210 U	< 210 U	< 240 U	-	< 520 U	< 240 U	< 230 U	< 350 U	< 260 U	< 220 U	< 240 U
HEXACHLOROBENZENE	118-74-1	ug/kg	78	20	< 390 U	< 330 U	-	< 210 U	< 210 U	< 240 U	-	< 520 U	< 240 U	< 230 U	< 350 U	< 260 U	< 220 U	< 240 U
Hexachlorobutadiene	87-68-3	ug/kg	1200		< 390 U	< 330 U	-	< 210 U	< 210 U	< 240 U	-	< 520 U	< 240 U	< 230 U	< 350 U	< 260 U	< 220 U	< 240 U
HEXACHLOROCYCLOPENTADIENE	77-47-4	ug/kg	180	6.5	< 750 U	< 630 U	-	< 410 U	< 400 U	< 470 U	-	< 1000 U	< 470 U	< 450 U	< 670 U	< 510 U	< 430 U	< 480 U
HEXACHLOROETHANE	67-72-1	ug/kg	1800	27	< 390 U	< 330 U	-	< 210 U	< 210 U	< 240 U	-	< 520 U	< 240 U	< 230 U	< 350 U	< 260 U	< 220 U	< 240 U
INDENO(1,2,3-C,D)PYRENE	193-39-5	ug/kg	1100	200	< 390 U	73 J	-	< 210 U	61 J	64 J	-	< 520 U	< 240 U	170 J	< 350 U	190 J	< 220 U	58 J
ISOPHORONE	78-59-1	ug/kg	570000	876	< 390 U	< 330 U	-	< 210 U	< 210 U	< 240 U	-	< 520 U	< 240 U	< 230 U	< 350 U	< 260 U	< 220 U	< 240 U
Naphthalene	91-20-3	ug/kg	2000	176	< 390 U	< 330 U	-	< 210 U	< 210 U	< 240 U	-	< 520 U	< 240 U	< 230 U	< 350 U	< 260 U	< 220 U	< 240 U
NITROBENZENE	98-95-3	ug/kg	5100	407	< 390 U	< 330 U	-	< 210 U	< 210 U	< 240 U	-	< 520 U	< 240 U	< 230 U	< 350 U	< 260 U	< 220 U	< 240 U
N-NITROSODI-N-PROPYLAMINE	621-64-7	ug/kg	78		< 390 U	< 330 U	-	< 210 U	< 210 U	< 240 U	-	< 520 U	< 240 U	< 230 U	< 350 U	< 260 U	< 220 U	< 240 U
N-NITROSODIPHENYLAMINE	86-30-6	ug/kg	110000	110	< 390 U	< 330 U	-	< 210 U	< 210 U	< 240 U	-	< 520 U	< 240 U	< 230 U	< 350 U	< 260 U	< 220 U	< 240 U
PENTACHLOROPHENOL	87-86-5	ug/kg	1000	10	< 750 U	< 630 U	-	< 410 U	< 400 U	< 470 U	-	< 1000 U	< 470 U	< 450 U	< 670 U	< 510 U	< 430 U	< 480 U
PHENANTHRENE	85-01-8	ug/kg	1800000	204	120 J	170 J	-	230	220	140 J	-	270 J	180 J	380	110 J	110 J	< 220 U	140 J
PHENOL	108-95-2	ug/kg	1900000	175	< 750 U	< 630 U	-	< 410 U	< 400 U	< 470 U	-	< 1000 U	< 470 U	63 J	< 670 U	< 510 U	< 430 U	< 480 U
PYRENE	129-00-0	ug/kg	180000	195	180 J	270 J	-	190 J	290	250	-	430 J	250	600	180 J	470	< 220 U	220 J
TOTAL ORGANIC CARBON	TOC	mg/kg			60000	36000 J	38000 J	5200	12000	16000	2800	13000 J	13000	77000	47000	40000	12000	29000

Table 28
Phase 2 Reach Sediment Analytical Results
Phase 2 Data Evaluation Summary Memorandum
Lower Neponset River
Boston and Milton, Massachusetts

					Location	24A-0153	24A-0153	24A-0154	24A-0154	24A-0155	24A-0155	24A-0155	24A-0156	24A-0156	24A-0157	24A-0157	24A-0157	24A-0158	24A-0158
					Sample Name	24A-0153-AS	24A-0153-BS	24A-0154-AS	24A-0154-BS	24A-0155-AS	24A-0155-BS	24A-0155-BD	24A-0156-AS	24A-0156-BS	24A-0157-AS	24A-0157-BS	24A-0157-BD	24A-0158-AS	24A-0158-BS
					Sample Date	10/16/2024	10/16/2024	10/15/2024	10/15/2024	10/15/2024	10/15/2024	10/15/2024	10/16/2024	10/16/2024	10/15/2024	10/15/2024	10/15/2024	10/16/2024	10/16/2024
					Sample Type	N	N	N	N	N	N	FD	N	N	N	N	FD	N	N
					Depth Interval	0 - 0.5 ft	0.5 - 0.85 ft	0 - 0.5 ft	0.5 - 1.3 ft	0 - 0.5 ft	0.5 - 1.2 ft	0.5 - 1.2 ft	0 - 0.5 ft	0.5 - 1.5 ft	0 - 0.5 ft	0.5 - 2.35 ft	0.5 - 2.35 ft	0 - 0.5 ft	0.5 - 1.75 ft
Analyte	Cas No.	Units	Human Health PAL	Ecological PAL															
Grain Size																			
%CLAY	%CLAY	%			0	0	0	0	0	0	0	0	0	0	0	0	0	0	0
%COARSE SAND >.5-1MM (USDA classification)	%COARSESAND	%			9.5	13.0	17.2	13.7	19.9	16.9	17.1	3.4	3.3	17.4	8.1	9.3	10.3	2.4
%FINE SAND >.125-.25 mm (USDA classification)	%FINE SAND	%			12.9	26.5	24.7	11.8	33.5	17.3	19.2	50.6	49.2	19.2	18.0	21.2	39.0	30.4
%MEDIUM SAND >.25-5 mm (USDA classification)	%MEDIUM SAND	%			72.3	48.2	30.9	33.0	19.6	33.3	39.6	30.4	36.9	39.5	44.9	45.1	45.3	33.0
Gravel	GRAVEL	%			5.3	9.4	20.1	3.8	7.3	7.6	8.6	1.0	2.6	10.7	3.7	3.6	5.4	9.3
Hydrometer, Reading 1, Percent Passing	HYD01	%			0	0	0	0	0	0	0	0	0	0	0	0	0	0
Hydrometer, Reading 2, Percent Passing	HYD02	%			0	0	0	0	0	0	0	0	0	0	0	0	0	0
Hydrometer, Reading 3, Percent Passing	HYD03	%			0	0	0	0	0	0	0	0	0	0	0	0	0	0
Hydrometer, Reading 4, Percent Passing	HYD04	%			0	0	0	0	0	0	0	0	0	0	0	0	0	0
Hydrometer, Reading 5, Percent Passing	HYD05	%			0	0	0	0	0	0	0	0	0	0	0	0	0	0
Hydrometer, Reading 6, Percent Passing	HYD06	%			0	0	0	0	0	0	0	0	0	0	0	0	0	0
Hydrometer, Reading 7, Percent Passing	HYD07	%			0	0	0	0	0	0	0	0	0	0	0	0	0	0
Sand	308075-07-2	%			94.7	87.7	72.8	58.5	73.0	67.5	75.9	84.4	89.4	76.1	71.0	75.6	94.6	65.8
SIEVE NO. 10, PERCENT PASSING (2.00 mm)	SIEVE10	%			85.2	77.6	62.7	82.5	72.8	75.5	74.3	95.6	94.1	71.9	88.2	87.1	84.3	88.3
SIEVE NO. 40, PERCENT PASSING (0.425 mm)	SIEVE40	%			12.9	29.4	31.8	49.5	53.2	42.2	34.7	65.2	57.2	32.4	43.3	42.0	39.0	55.3
SIEVE NO. 80, PERCENT PASSING	SIEVE80	%			0	8.7	13.3	42.5	31.5	30.5	22.3	23.8	17.9	18.2	34.8	29.5	6.1	32.7
SIEVE, NO. 20, PERCENT PASSING (0.85 mm)	SIEVE20	%			55.5	59.9	51.5	70.6	66.6	58.4	54.1	91.0	87.2	56.1	67.9	68.1	77.5	84.5
SIEVE, NO. 60, PERCENT PASSING	SIEVE60	%			1.4	15.1	19.1	45.4	43.4	35.5	27.4	39.0	32.0	22.4	37.6	36.1	17.9	39.5
Sieve-U.S. Std. No. 100 (0.15mm)	SIEVEUS100	%			0	5.9	10.1	41.3	28.2	28.4	19.4	20.7	13.0	16.0	32.4	27.3	2.7	29.8
Sieve-U.S. Std. No. 200 (0.075mm)	SIEVEUS200	%			0	2.9	7.1	37.7	19.7	24.9	15.5	14.6	8.0	13.2	25.3	20.8	0	24.9
Sieve-U.S. Std. No. 4 (4.75mm)	SIEVEUS4	%			94.7	90.6	79.9	96.2	92.7	92.4	91.4	99.0	97.4	89.3	96.3	96.4	94.6	90.7
Sieve-US Std. 0.375-inch (9.5 mm)	SIEVE0.375IN	%			100.0	99.3	92.9	99.5	99.8	100.0	100.0	100.0	99.4	98.3	99.9	100.0	95.8	93.9
Sieve-US Std. 0.75-inch (19 mm)	SIEVE0.75IN	%			100.0	100.0	100.0	100.0	100.0	100.0	100.0	100.0	100.0	100.0	100.0	100.0	100.0	100.0
Sieve-US Std. 1.5-inch (37.5 mm)	SIEVE1.5IN	%			100.0	100.0	100.0	100.0	100.0	100.0	100.0	100.0	100.0	100.0	100.0	100.0	100.0	100.0
SIEVE-US std. 1-inch (25 mm)	SIEVE1INCH	%			100.0	100.0	100.0	100.0	100.0	100.0	100.0	100.0	100.0	100.0	100.0	100.0	100.0	100.0
SIEVE-US std. 2-inch (50 mm)	SIEVE2INCH	%			100.0	100.0	100.0	100.0	100.0	100.0	100.0	100.0	100.0	100.0	100.0	100.0	100.0	100.0
SILT	445	%			0	2.9	7.1	37.7	19.7	24.9	15.5	14.6	8.0	13.2	25.3	20.8	0	24.9
PCDD/F																			
1,2,3,4,6,7,8-HpCDD	35822-46-9	pg/g	480	500	286	115	278	328	523 J	264 J	287 J	317	325	174 J	555 J	627 J	314	924
1,2,3,4,6,7,8-HpCDF	67562-39-4	pg/g	480	50	135	57.6	150	182	243 J	109 J	131 J	177	130	138 J	224 J	256 J	160	264
1,2,3,4,7,8,9-HpCDF	55673-89-7	pg/g	480	50	5.08	2.67 J	6.08	6.31	11.4	4.33 J	5.23	5.87	5.04	3.96 JN	8.51	11.7	6.37	13.1
1,2,3,4,7,8-HxCDD	39227-28-6	pg/g	48	1	3.12 J	1.83 J	3.21 JN	3.38 J	5.7	< 0.647 U	3.04 J	3.75 J	3.2 J	2.18 J	3.94 JN	5.32	3.76 J	8.97
1,2,3,4,7,8-HxCDF	70648-26-9	pg/g	48	5	11.8	2.99 JN	8.85	12.3	14 J	7.1 J	11.1 J	10.7	6.53	5.39 JN	14.9 J	15.5 J	9.03	18.8
1,2,3,6,7,8-HxCDD	57653-85-7	pg/g	48	50	13.9	5.87	13.9	16.2	21 JN	16.3 J	13.3 J	16.7	14.3	9.19 J	24.2 J	29.1 J	15.1	38.4
1,2,3,6,7,8-HxCDF	57117-44-9	pg/g	48	5	6.47	2.32 J	6.34	7.73	8.83	3.88 JN	6.06	7.38	3.88 J	3.6 J	9.36	10.3	6.09	11.9
1,2,3,7,8,9-HxCDD	19408-74-3	pg/g	48	50	7.04	3.04 JN	8.12	8.55	13	7.06	7.38	8.58	7.56 J	5.02	12.2	13.6	9.09	22.2
1,2,3,7,8,9-HxCDF	72918-21-9	pg/g	48	5	< 0.301 U	< 0.284 U	< 0.252 U	< 0.146 U	< 1.11 U	< 1.05 U	< 1.07 U	< 0.331 U	< 0.942 U	< 0.985 U	< 1.64 U	< 2.23 U	< 0.494 U	< 0.201 U
1,2,3,7,8-PeCDD	40321-76-4	pg/g	4.8	0.5	1.5 J	0.637 JN	1.62 J	1.76 J	2.3 JN	< 0.943 UJ	1.29 J	2.12 J	1 JN	1.02 J	1.84 JN	2.69 J	1.48 JN	2.9 J
1,2,3,7,8-PeCDF	57117-41-6	pg/g	160	10	6.73	0.672 JN	1.28 J	2.31 J	1.66 JN	< 0.953 U	1.56 JN	1.61 J	< 0.626 U	0.815 J	2.56 J	3.04 J	1.46 J	2.88 J
2,3,4,6,7,8-HxCDF	60851-34-5	pg/g	48	5	6.33	2.46 J	6.59	6.75	10.4	4.17 JN	5.15 JN	7.06	4.79 J	4.81	9.56	10.7	7.24	13.4
2,3,4,7,8-PeCDF	57117-31-4	pg/g	16	1	13.2 J	3.78 J	5.81 J	8.87 J	10.3 J	6.48 J	7.98 J	8.4 J	7.33 J	5.78 J	15.5 J	16.1 J	7.2 J	12.2 J
2,3,7,8-TCDD	1746-01-6	pg/g	4.8	0.5	0.605 JN	< 0.954 UJ	0.802 J	0.728 J	< 1.95 UJ	< 1.86 UJ	< 1.87 UJ	0.528 JN	< 0.992 UJ	< 1.92 UJ	< 1.88 UJ	< 1.88 UJ	< 0.951 UJ	< 0.977 UJ
2,3,7,8-TCDF	51207-31-9	pg/g	48	10	41.3	1.58	2.66	5.56	4.42	3.49 JN	4.46 JN	3.82	3.59	1.67	8.29	7.94 JN	3.32	5.27
OCDD	3268-87-9	pg/g	16000	5000	2210	762	1940	2190	4100	1930	2060	2270	2800 J	1180	4150	4830	2540	5770
OCDF	39001-02-0	pg/g	16000	5000	155	73.1	197	173	400 J	147 J	153 J	201	187	159 J	281 J	319 J	218	329
Total HpCDD	RA_Total_HpCDD	pg/g			519	201.5	502	584	999	542	540	581	642	315	1017	1155	581	1499
Total HpCDF	RA_Total_HpCDF	pg/g			291.34	121.47	311.08	356.44	547.7	248.53	271.17	363.68	310.04	271.43	522.21	601.7	331.81	570.43
Total HxCDD	RA_Total_HxCDD	pg/g	100		95.55	38.92	93.9	109.734	147.44	88.53	89.57	108.84	89.52	57.48	161.84	191.72	103.66	204.34
Total HxCDF	RA_Total_HxCDF	pg/g			129.831	49.46	139.05	144.65	212.47	105.01	122.64	159.096	114.4	101.2	214.24	240.87	139.17	246.54
Total PeCDD	RA_Total_PeCDD	pg/g			16.395	5.253	13.142	17.087	18.687	9.97 U	12.75	16.297	10.27	3.7	21.89	28	13.69	22.921
Total PeCDF	RA_Total_PeCDF	pg/g			108.883	31.798	70.899	91.14	109.8	62.83	77.31	83.89	67.25	57.991	152.44	149.99	68.292	110.24
Total TCDD	RA_Total_TCDD	pg/g			6.354	1.087 U	4.82	5.403	2.92 U	4.13 U	3 U	3.998	2.335 U	< 1.92 U	5.75 U	8.06 U	1.56 U	5.02 U
Total TCDF	RA_Total_TCDF	pg/g			183.05	28.546	51.668	85.377	86.554	62.772	73.228	68.203	61.999	33.237	154.69	159.28	56.963	95.297
Total PCDD/F TEQ (Bird)	RA-TEQ-B-DF	pg/g			62.6603	8.09661	16.362	23.4604	25.821	13.959	19.0106	21.1483	16.4731	12.3619	34.2502	36.4199	17.8835	32.4254
Total PCDD/F TEQ (Fish)	RA-TEQ-F-DF	pg/g			17.2592	5.22191	11.5797	14.3794	17.784	6.7681	11.4094	14.1541	10.1572	8.37385	19.1717	21.8449	11.9304	23.2134
Total PCDD/F TEQ (Mammal)	RA-TEQ-M-DF	pg/g			20.2332	5.80339	14.1523	17.1373	22.2988	10.5404	13.676	16.7553	13.0805	9.52575	24.0162	27.3489	14.6779	32.3811
PCB Congeners																			
PCB-001	2051-60-7	ng/g	230	14	32.7	15.5	14.3	12.4	26.5 J	9.07 J	11.8 J	122 J	35	12.1 J	96.9 J	101 J	20.9	25.4
PCB-002	2051-61-8	ng/g	230	14	0.91	< 0.046 U	< 0.0481 U	0.64	< 0.0469 UJ	< 0.0447 UJ	1.31 J	0.947	0.548	< 0.0463 UJ	7.85 J	9.05 J	< 0.0458 U	0.739
PCB-003	2051-62-9	ng/g	230	14	7.52	6.53	7.2	6.97	8.88 J	5.07 J	8.99 J	25	7.55	5.82 J	36.8 J	38 J	11.2	10.6
PCB-004/010	PCB-4/10	ng/g	230	14	218 J	28.5	31.9	80.5 J	93.5 J	49 J	57.5 J	137 J	101 J	21.1 J	526 J	588 J	34.3	120 J
PCB-005/008	PCB-5/8	ng/g	230	14	70.2 J	44.4 J	37.5	70.7 J	81.8 J	41.9 J	86.1 J	119 J	59.9 J	22.8 J	535 J	516 J	41.7 J	103 J
PCB-006	25569-80-6	ng/g	230	14	28.9	11.1	7.32	17.2	19.1 J	12 J	24.5 J	25.2	14.4	6.17 J	297 J	356 J	9.47	23.6
PCB-007/009	PCB-7/9	ng/g	230	14	4.86	1.91	1.26	2.68	2.74 J	1.86 J	4.38 J	5.17	2.52	0.864 J	27.7 J	31.7 J	1.39	3.11
PCB-011	2050-67-1	ng/g	230	14	2.11	2.3	1.48	1.99	3.08 J	1.59 J	3.84 J	3.95	1.89	1.26 J	15.7 J	19 J	1.9	2.88
PCB-012/013	PCB-12/13	ng/g	230	14	8.24	8.9	3.74	8.02	8.39 J	6.01 J	22.5 J	11.4	6.41	3.68 J	84.2 J	91.8 J	7.04	9.94
PCB-014	34883-41-5	ng/g	230	14	< 0.0431 U	< 0.0426 U	< 0.0445 U	< 0.0432 U	< 0.0434 U	< 0.0414 U	< 0.0417 U	< 0.0444 U	< 0.044 U	< 0.0429 U	< 0.0419 U	< 0.0419 U	< 0.0424 U	< 0.0436 U
PCB-015	2050-68-2	ng/g	230	14	60.2 J	105 J	33.8	67.9 J	65.5 J	47.6 J	110 J	88.7 J	44 J	28.4 J	527 J	621 J	47.2 J	71.7 J
PCB-016/032	PCB-16/32	ng/g	230	14	137 J	41 J	36.8	113 J	84.4 J	63.7 J	73.1 J	96.1 J	70.1 J	25.8	490 J	568 J	42 J	104 J

Table 28
Phase 2 Reach Sediment Analytical Results
Phase 2 Data Evaluation Summary Memorandum
Lower Neponset River
Boston and Milton, Massachusetts

					Location	24A-0153	24A-0153	24A-0154	24A-0154	24A-0155	24A-0155	24A-0155	24A-0156	24A-0156	24A-0157	24A-0157	24A-0157	24A-0158	24A-0158
					Sample Name	24A-0153-AS	24A-0153-BS	24A-0154-AS	24A-0154-BS	24A-0155-AS	24A-0155-BS	24A-0155-BD	24A-0156-AS	24A-0156-BS	24A-0157-AS	24A-0157-BS	24A-0157-BD	24A-0158-AS	24A-0158-BS
					Sample Date	10/16/2024	10/16/2024	10/15/2024	10/15/2024	10/15/2024	10/15/2024	10/15/2024	10/16/2024	10/16/2024	10/15/2024	10/15/2024	10/15/2024	10/16/2024	10/16/2024
					Sample Type	N	N	N	N	N	N	FD	N	N	N	N	FD	N	N
					Depth Interval	0 - 0.5 ft	0.5 - 0.85 ft	0 - 0.5 ft	0.5 - 1.3 ft	0 - 0.5 ft	0.5 - 1.2 ft	0.5 - 1.2 ft	0 - 0.5 ft	0.5 - 1.5 ft	0 - 0.5 ft	0.5 - 2.35 ft	0.5 - 2.35 ft	0 - 0.5 ft	0.5 - 1.75 ft
Analyte	Cas No.	Units	Human Health PAL	Ecological PAL														
PCB-017	37680-66-3	ng/g	230	14	100 J	31.2	23.1	88 J	55.6 J	47.9 J	56 J	61.1 J	48.5 J	17.4 J	413 J	468 J	29.7	80.2 J
PCB-018	37680-65-2	ng/g	230	14	102 J	18.6	19.8	65.6 J	46.9 J	34.1	40.7 J	49.9 J	30.4	14.2	483 J	619 J	20.2	51.6 J
PCB-019	38444-73-4	ng/g	230	14	51.7 J	10.8	13.4	38.9 J	32.8	22.1	23.8	37.3	35.2	9.71	142 J	150 J	14.4	46.8 J
PCB-020/021/033	PCB-20/21/33	ng/g	230	14	20.9	11.1	5.61	23.5	11.5 J	9.35 J	13.3 J	13.6	7.87	3.75 J	73.5 J	91.1 J	6.22	14
PCB-022	38444-85-8	ng/g	230	14	31.5	12.6	8.22	26.8	17.2 J	13.6 J	18.8 J	20	11.5	5.34 J	171 J	209 J	10.7	19.9
PCB-023/034	PCB-23/34	ng/g	230	14	1.99 J	0.968 J	0.957 J	2.07 J	1.71	1.16	1.28	1.85 J	1.14 J	0.76	10.5	12.1	< 0.0791 UJ	2.23 J
PCB-024/027	PCB-24/27	ng/g	230	14	24.3	9.5	8.47	23.2	19.2	13.3	15.4	25	18.8	6.17	72.2 J	81.3 J	9.99	25.9
PCB-025	55712-37-3	ng/g	230	14	53.4 J	22.7	15.6	42 J	34.3 J	26.4 J	34.1 J	40.1 J	26	11.6 J	314 J	388 J	18.4	39.4 J
PCB-026	38444-81-4	ng/g	230	14	83.3 J	33.7	26.6	63.1 J	56.3 J	42.3 J	49.5 J	64.8 J	38.2	18.9 J	450 J	557 J	28.9	62.2 J
PCB-028	7012-37-5	ng/g	230	14	159 J	86.1 J	46.5 J	134 J	100 J	81.8 J	122 J	113 J	65.9 J	30.8 J	344 J	409 J	53.8 J	111 J
PCB-029	15862-07-4	ng/g	230	14	< 0.0565 U	< 0.0557 U	< 0.0583 U	< 0.0566 U	< 0.0568 U	< 0.0542 U	< 0.0546 U	< 0.0581 U	< 0.0577 U	< 0.0561 U	< 0.0549 U	< 0.0549 U	< 0.0555 U	< 0.0571 U
PCB-030	35693-92-6	ng/g	230	14	< 0.0563 U	< 0.0556 U	< 0.0581 U	< 0.0564 U	< 0.0566 U	< 0.054 U	< 0.0544 U	< 0.0579 U	< 0.0575 U	< 0.0559 U	0.435	0.416	< 0.0553 U	< 0.0569 U
PCB-031	16606-02-3	ng/g	230	14	153 J	65.8 J	43.7 J	129 J	88.1 J	77.3 J	102 J	103 J	62 J	28.5 J	767 J	903 J	47.4 J	108 J
PCB-035	37680-69-6	ng/g	230	14	< 0.0528 U	2.33 J+	< 0.0545 U	0.752 J+	< 0.0531 U	< 0.0507 U	< 0.051 U	0.7 J+	< 0.0539 U	< 0.0525 U	1.61 J+	2.35 J+	< 0.0519 U	< 0.0533 U
PCB-036	38444-87-0	ng/g	230	14	< 0.0418 U	< 0.0412 U	< 0.0431 U	< 0.0418 U	< 0.042 U	< 0.0401 U	< 0.0404 U	< 0.043 U	< 0.0426 U	< 0.0415 U	< 0.0406 U	< 0.0406 U	< 0.0411 U	< 0.0422 U
PCB-037	38444-90-5	ng/g	230	14	30	36.1	10.2	27.1	18.7 J	16.2 J	23.9 J	22.4	13	7.6 J	106 J	121 J	12.5	22.8
PCB-038	53555-66-1	ng/g	230	14	< 0.0627 U	< 0.0619 U	< 0.0647 U	< 0.0628 U	< 0.063 U	< 0.0601 U	< 0.0606 U	< 0.0645 U	< 0.064 U	< 0.0623 U	< 0.0609 U	< 0.0609 U	< 0.0616 U	< 0.0633 U
PCB-039	38444-88-1	ng/g	230	14	< 0.0404 U	< 0.0399 U	< 0.0417 U	< 0.0405 U	< 0.0407 U	< 0.0388 U	< 0.0391 U	0.959	0.673	< 0.0402 U	2.28	2.56	< 0.0397 U	< 0.0408 U
PCB-040	38444-93-8	ng/g	230	14	11.1	3.65	3.7	14.7	7.7	7.04	7.67	9.42	5.02	2.92	47.9 J	59.7 J	4.32	10.4
PCB-041/064	PCB-41/64	ng/g	230	14	42.3 J	16.3	15.6	53.2 J	36.4	29.8	31.6	37.6	22	12.5	174 J	209 J	19.5	40.9 J
PCB-042	36559-22-5	ng/g	230	14	37.3	12.1	12.5	35.8	29	22	21.4	30.8	16.7	9.9	133 J	171 J	14.4	31.6
PCB-043/049	PCB-43/49	ng/g	230	14	145 J	46.9 J	57.5 J	126 J	116 J	80.8 J	78.1 J	121 J	67.1 J	39.4 J	458 J	541 J	58.5 J	120 J
PCB-044	41464-39-5	ng/g	230	14	75.6 J	25.5	27.4	86.8 J	59.5 J	48.3 J	49.9 J	65.1 J	34.7	20.4	312 J	385 J	31.9	69.9 J
PCB-045	70362-45-7	ng/g	230	14	12.9	4.32	4.29	17.3	9.46	8.57	9.21	10.5	6.32	3.14	56.2 J	67.5 J	5.15	12.5
PCB-046	41464-47-5	ng/g	230	14	8.28 J	2.07 J	2.16 J	6.86 J	5.1	3.6	3.75	5.89 J	3.22 J	1.84	26.1	32	2.9 J	6.12 J
PCB-047/048/075	PCB-47/48/75	ng/g	230	14	80.3 J	36.9	35.3	88.9 J	78.7 J	55.3 J	52.9 J	86.3 J	51 J	26.7 J	228 J	256 J	39.9 J	84.2 J
PCB-050	62796-65-0	ng/g	230	14	0.917	0.475	0.481	1.18	0.953	0.623	0.68	0.994	0.803	0.324	3.04	3.29	0.399	1.04
PCB-051	68194-04-7	ng/g	230	14	16.6	5.61	6.56	16.1	13.8	9.31	9.16	15.2	9.54	4.88	46.5 J	50.1 J	7.03	15.6
PCB-052/073	PCB-52/73	ng/g	230	14	124 J	43.1 J	50.9 J	118 J	103 J	75 J	73.7 J	107 J	57.1 J	34.6	439 J	526 J	53.5 J	110 J
PCB-053	41464-41-9	ng/g	230	14	32.9	10.1	11.6	28.6	25.4	16.7	17	29.8	16.4	8.42	92.8 J	108 J	13.1	29.1
PCB-054	15968-05-5	ng/g	230	14	1.66	0.503	0.644	1.29	1.39	0.826	0.797	1.9	1.37	0.579	3.49	3.85	0.749	1.67
PCB-055	74338-24-2	ng/g	230	14	< 0.077 U	< 0.076 U	< 0.0795 U	0.827	< 0.0774 U	< 0.0739 U	< 0.0744 U	0.313	< 0.0786 U	< 0.0765 U	0.797	0.936	< 0.0757 U	< 0.0778 U
PCB-056/060	PCB-56/60	ng/g	230	14	24.7	11.3	8.35	35.3	17.6	15.9	17.4	20.5	12.7	6.84	32.6	35	11.2	22.8
PCB-057	70424-67-8	ng/g	230	14	< 0.041 U	0.77	0.829	1.93	1.56 J	1.03 J	1.04 J	1.79	1.14	0.519 J	5.28 J	6.36 J	0.929	1.87
PCB-058	41464-49-7	ng/g	230	14	< 0.0518 U	< 0.0512 U	< 0.0535 U	< 0.0519 U	< 0.0521 U	< 0.0497 U	< 0.0501 U	0.451	< 0.0529 U	< 0.0515 U	1.12	1.48	< 0.0509 U	0.684
PCB-059	74472-33-6	ng/g	230	14	5.01	2.35	2.12	8.06	4.49 J	4.04 J	4.1 J	5.14	2.74	1.59 J	25 J	27 J	3	5.62
PCB-061/074	PCB-61/74	ng/g	230	14	37.7	20.1	12.2	41.1 J	28.7 J	23.6 J	23.6 J	30.2	17.5	10.2 J	88.9 J	102 J	16.1	31.8
PCB-062	54230-22-7	ng/g	230	14	< 0.0468 U	< 0.0462 U	< 0.0483 U	< 0.0469 U	< 0.0471 U	< 0.0449 U	< 0.0452 U	< 0.0481 U	< 0.0478 U	< 0.0465 U	< 0.0455 U	< 0.0455 U	< 0.046 U	< 0.0473 U
PCB-063	74472-34-7	ng/g	230	14	6.81	3.12	3.51	7.03	6.01 J	4.21 J	4.33 J	7.59	3.98	2.14 J	19.2 J	22.6 J	3.25	6.88
PCB-065	33284-54-7	ng/g	230	14	< 0.0654 U	< 0.0645 U	< 0.0675 U	< 0.0655 U	< 0.0658 U	< 0.0627 U	< 0.0632 U	< 0.0672 U	< 0.0667 U	< 0.065 U	< 0.0635 U	< 0.0636 U	< 0.0643 U	< 0.066 U
PCB-066/080	PCB-66/80	ng/g	230	14	61.6 J	24.9	21.3	64.7 J	47.1 J	37.8 J	39.4 J	48.2 J	28.4	17.5	94.7 J	103 J	27.4	49.4 J
PCB-067	73575-53-8	ng/g	230	14	2.12 J	1.48 J	0.961 J	2.83 J	2.25 J	1.48 J	1.72 J	2.18 J	1.24 J	0.71 J	5.32 J	6.81 J	1.2 J	2.38 J
PCB-068	73575-52-7	ng/g	230	14	7.35 J	0.871 J	1.45 J	2.64 J	2.4 J	1.52 J	1.76 J	2.44 J	1.65 J	1.07 J	2.64 J	8.3 J	1.34 J	3.52 J
PCB-069	60233-24-1	ng/g	230	14	< 0.0518 U	0.305	< 0.0535 U	< 0.0519 U	0.542	< 0.0497 U	< 0.0501 U	0.388	< 0.0529 U	< 0.0515 U	1.51	1.6	< 0.0509 U	0.425
PCB-070	32598-11-1	ng/g	230	14	50.4 J	22.3	18.7	64.4 J	39.2 J	34.2	36.3	39.8 J	24.9	14.4	66.8 J	69.4 J	24.5	45.4 J
PCB-071	41464-46-4	ng/g	230	14	38.5	13.4	12.8	38	29.6	21.8	21.6	32	18	10.6	126 J	151 J	15.6	33.6
PCB-072	41464-42-0	ng/g	230	14	2.53	0.963	1.31	2.29	2.19 J	1.49 J	1.38 J	2.57	1.64	0.819 J	7.66 J	8.65 J	1.27	2.4
PCB-076	70362-48-0	ng/g	230	14	< 0.0766 U	< 0.0756 U	< 0.0791 U	< 0.0767 U	< 0.077 U	< 0.0735 U	< 0.074 U	< 0.0788 U	< 0.0782 U	< 0.0761 U	< 0.0744 U	< 0.0745 U	< 0.0753 U	< 0.0774 U
PCB-077	32598-13-3	ng/g	38	14	6.94 J+	6.39 J+	3.48 J+	8.15 J+	8.94 J	5.33 J	5.23 J	7.47 J+	4.25 J+	2.65 J	17.6 J	20.5 J	4.65 J+	8.35 J+
PCB-078	70362-49-1	ng/g	230	14	< 0.0797 U	< 0.0786 U	< 0.0822 U	< 0.0798 U	< 0.0801 U	< 0.0765 U	< 0.077 U	< 0.082 U	< 0.0813 U	< 0.0792 U	< 0.0774 U	< 0.0775 U	< 0.0783 U	< 0.0805 U
PCB-079	41464-48-6	ng/g	230	14	< 0.0447 U	< 0.0441 U	< 0.0461 U	< 0.0447 U	< 0.0449 U	< 0.0429 U	< 0.0432 U	0.417	< 0.0456 U	< 0.0444 U	< 0.0434 U	< 0.0434 U	< 0.0439 U	< 0.0451 U
PCB-081	70362-50-4	ng/g	12	14	< 0.0708 U	< 0.0699 U	< 0.0731 U	0.714 J+	< 0.0712 U	< 0.0679 U	< 0.0684 U	0.599 J+	< 0.0723 U	< 0.0704 U	< 0.0688 U	< 0.0688 U	< 0.0696 U	< 0.0715 U
PCB-082	52663-62-4	ng/g	230	14	5.91	1.91	2.31	5.86	4.18	3.43	3.83	4.74	2.81	1.62	12.8	15.2	3.27	5.13
PCB-083/109	PCB-83/109	ng/g	230	14	3.12	1.24	1.4	3.67	2.95	2.2	2.15	3.16	1.77	1.12	8.23	9.97	1.96	3.46
PCB-084	52663-60-2	ng/g	230	14	13.1	4.32	5.55	15.5	10.1	8.41	9.62	11.3	6.76	4.16	34.7	43.7 J	6.75	13.3
PCB-085/120	PCB-85/120	ng/g	230	14	10.5	3.7	5.07	11.9	9.38	7.43	7.87	9.03	5.89	3.77	23.7	28.4	6.37	11.2
PCB-086/097	PCB-86/97	ng/g	230	14	12.2	4.17	5.42	14.3	10.4	8.32	8.39	10.6	6.64	4.46	23.7	29.1	6.78	12.2
PCB-087/115/116	PCB-87/115/116	ng/g	230	14	18.4	6.25	8.26	21.2	15.3	12.1	13.4	16.3	10.4	6.54	35	41.7 J	11.3	17.8
PCB-088/121	PCB-88/121	ng/g	230	14	< 0.154 U	< 0.152 U	< 0.159 U	< 0.155 U	< 0.155 U	< 0.148 U	< 0.149 U	< 0.159 U	< 0.158 U	< 0.153 U	< 0.15 U	< 0.15 U	< 0.152 U	< 0.156 U
PCB-089/090/101	PCB-89/90/101	ng/g	230	14	36.6	12.3	17.5	43 J	31.2	25.4	26.9	31.1	19.6	12.6	65.6 J	78.6 J	21.8	37.4
PCB-091	68194-05-8	ng/g	230	14	11.9	4.36	5.64	13.5	11.3	8.05	8.69	12.6	7.35	4.57	32.3	38.1 J	7.26	13.1
PCB-092	52663-61-3	ng/g	230	14	9.99	3.63	5.06	10.7	9.45	6.82	7.09	9.92	6.02	3.9	23.7	27.6	6.25	11
PCB-093/095	PCB-93/95	ng/g	230	14	33.1	10.6	15.7	42.9 J	28.1	23.8	26.5	30	17.8	10.7	88.9 J	108 J	19.2	36.6
PCB-094	73575-55-0	ng/g	230	14	1.17	< 0.0454 U	0.566	1.15	1.07 J	0.762 J	0.694 J	1.25	0.685	< 0.0458 UJ	2.46 J	2.73 J	0.837	1.06
PCB-096	73575-54-9	ng/g	230	14	1.07 J	0.42 J	0.449 J	1.17 J	0.888 J	0.615 J	0.703 J	0.97 J	0.552 J	< 0.0588 UJ	3.07 J	3.78 J	0.653 J	0.987 J
PCB-098/102	PCB-98/102	ng/g	230	14	3.99	1.48	1.61	4.64	3.52	2.71	2.84	4	2.47	1.57	11.2	13.2	1.9	4.69
PCB-099	38380-01-7	ng/g	230	14	21.8	8.06	10.6	24.4	19.8	15.2	15.7	20.2	12.6	7.75	44.3 J	52.7 J	13	22.4
PCB-100	39485-83-1	ng/g	230	14	0.794 J	< 0.0557 UJ	0.706 J	0.8 J	0.992 J	0.632 J	0.617 J	1.05 J	0.72 J	< 0.0561 UJ	2.23 J	2.48 J	0.903 J	0.923 J
PCB-103	60145-21-3	ng/g	230	14	0.85	< 0.0563 U	0.637	0.926	0.941	0.529	0.675	1.08	0.655	0.343	2.63	2.87	0.65	0.987
PCB-104	56558-16-8	ng/g	230	14	< 0.0437 U	< 0.0431 U	< 0.0451 U	< 0.0438 U	< 0.044 U	< 0.0419 U	< 0.0423 U	< 0.045 U	< 0.0446 U	< 0.0434 U	< 0.0425 U	0.245	< 0.043 U	< 0.0442 U

Table 28
Phase 2 Reach Sediment Analytical Results
Phase 2 Data Evaluation Summary Memorandum
Lower Neponset River
Boston and Milton, Massachusetts

					Location	24A-0153	24A-0153	24A-0154	24A-0154	24A-0155	24A-0155	24A-0155	24A-0156	24A-0156	24A-0157	24A-0157	24A-0157	24A-0158	24A-0158
					Sample Name	24A-0153-AS	24A-0153-BS	24A-0154-AS	24A-0154-BS	24A-0155-AS	24A-0155-BS	24A-0155-BD	24A-0156-AS	24A-0156-BS	24A-0157-AS	24A-0157-BS	24A-0157-BD	24A-0158-AS	24A-0158-BS
					Sample Date	10/16/2024	10/16/2024	10/15/2024	10/15/2024	10/15/2024	10/15/2024	10/15/2024	10/16/2024	10/16/2024	10/15/2024	10/15/2024	10/15/2024	10/16/2024	10/16/2024
					Sample Type	N	N	N	N	N	N	FD	N	N	N	N	FD	N	N
					Depth Interval	0 - 0.5 ft	0.5 - 0.85 ft	0 - 0.5 ft	0.5 - 1.3 ft	0 - 0.5 ft	0.5 - 1.2 ft	0.5 - 1.2 ft	0 - 0.5 ft	0.5 - 1.5 ft	0 - 0.5 ft	0.5 - 2.35 ft	0.5 - 2.35 ft	0 - 0.5 ft	0.5 - 1.75 ft
Analyte	Cas No.	Units	Human Health PAL	Ecological PAL															
PCB-105/127	PCB-105/127	ng/g	120	14	13.2	4.63	6.25	15.4	10.4	8.82	9.36	11.4	7.65	4.41	18.7	20.4	8.24	12.7
PCB-106/118	PCB-106/118	ng/g	120	14	32.7	11.6	17.2	37.2	28	22.8	24.5	29	18.5	11.6	53.9 J	66 J	20.4	32.2
PCB-107/108	PCB-107/108	ng/g	230	14	2.86	1.09	1.69	3.46	2.68	2.13	2	2.88	1.75	1.23	5.72	7.11	1.86	3.05
PCB-110	38380-03-9	ng/g	230	14	52.5 J	18.3	28	63.1 J	47.4 J	39.1 J	41.5 J	50.2 J	31	19.8	133 J	166 J	32.9	56.1 J
PCB-111/117	PCB-111/117	ng/g	230	14	< 0.278 U	< 0.275 U	< 0.287 U	< 0.279 U	< 0.28 U	< 0.267 U	< 0.269 U	< 0.286 U	< 0.284 U	< 0.277 U	< 0.271 U	< 0.271 U	< 0.274 U	< 0.281 U
PCB-112	74472-36-9	ng/g	230	14	< 0.0563 U	< 0.0556 U	< 0.0581 U	0.316	< 0.0566 U	< 0.054 U	< 0.0544 U	0.452	0.267	< 0.0559 U	0.795	0.924	< 0.0553 U	< 0.0569 U
PCB-113	68194-10-5	ng/g	230	14	< 0.0466 U	< 0.046 U	< 0.0481 U	< 0.0467 U	< 0.0469 U	< 0.0447 U	< 0.0451 U	< 0.0479 U	< 0.0476 U	< 0.0463 U	0.936 J	1.64 J	< 0.0458 U	0.444
PCB-114	74472-37-0	ng/g	120	14	< 0.0725 U	0.435	< 0.0749 U	1.15	0.743	0.676	0.666	1.05	0.56	< 0.0721 U	1.63	1.61	0.516	< 0.0733 U
PCB-119	56558-17-9	ng/g	230	14	2.33	1.02	1.35	2.46	2.57 J	1.63 J	1.73 J	2.2	1.64	1.18 J	5.69 J	6.87 J	1.41	2.56
PCB-122	76842-07-4	ng/g	230	14	< 0.0801 U	< 0.079 U	< 0.0826 U	0.761	< 0.0805 U	< 0.0768 U	< 0.0774 U	< 0.0824 U	< 0.0817 U	< 0.0796 U	< 0.0778 U	< 0.0778 U	< 0.0787 U	< 0.0809 U
PCB-123	65510-44-3	ng/g	120	14	1.14 J+	0.671 J+	0.705 J+	1.5 J+	1.34 J	0.886 J	0.956 J	0.934 J+	0.788 J+	< 0.0617 UJ	1.81 J	2.22 J	0.793 J+	1.23 J+
PCB-124	70424-70-3	ng/g	230	14	< 0.0348 U	< 0.0344 U	0.677	1.29	0.95 J	0.637 J	0.855 J	0.927	0.84	< 0.0346 UJ	1.32 J	1.6 J	0.763	1.45
PCB-125	74472-39-2	ng/g	230	14	< 0.0425 U	< 0.042 U	< 0.0439 U	0.362	< 0.0428 U	< 0.0408 U	< 0.0411 U	0.304	0.249	< 0.0423 U	< 0.0413 U	< 0.0414 U	< 0.0418 U	< 0.043 U
PCB-126	57465-28-8	ng/g	0.036	14	< 0.0499 U	< 0.0493 U	< 0.0515 U	< 0.05 U	< 0.0502 U	< 0.0479 U	< 0.0482 U	< 0.0513 U	< 0.0509 U	< 0.0496 U	< 0.0485 U	< 0.0485 U	< 0.049 U	< 0.0504 U
PCB-128	38380-07-3	ng/g	230	14	5.49	1.78	3.4	6.67	4.81	3.86	4.56	4.47	3.02	2.04	8.92	10.2	4.32	5.91
PCB-129	55215-18-4	ng/g	230	14	0.992 J	< 0.0939 UJ	0.723 J	1.48 J	1.04	0.758	0.939	1.15 J	0.842 J	0.516	1.73	1.71	0.817 J	1.58 J
PCB-130	52663-66-8	ng/g	230	14	1.88	0.751	1.3	2.21	1.79	1.1	1.3	1.58	1.06	0.707	3.52	4.47	1.36	2.05
PCB-131/142	PCB-131/142	ng/g	230	14	0.44 J	< 0.0208 UJ	< 0.0218 UJ	0.465 J	0.348	0.387	0.453	0.509 J	0.28 J	< 0.021 U	0.699	0.833	< 0.0207 UJ	0.487 J
PCB-132/168	PCB-132/168	ng/g	230	14	8.85	2.57	4.6	11.3	7.45	5.69	7.58	7.13	5.09	3.18	17.1	20	5.84	9.88
PCB-133	35694-04-3	ng/g	230	14	0.764	< 0.0995 U	0.346	0.709	0.634 J	0.433 J	0.361 J	0.593	0.383	< 0.1 UJ	1.14 J	1.27 J	0.468	0.732
PCB-134	52704-70-8	ng/g	230	14	1.12 J	0.483 J	0.968 J	1.58 J	1.25 J	1.04 J	1.05 J	1.09 J	0.817 J	0.538 J	2.62 J	3.13 J	0.974 J	1.64 J
PCB-135/144	PCB-135/144	ng/g	230	14	3.7	1.16	2.17	4.73	3.44 J	2.88 J	2.99 J	3.29	2.29	1.63 J	7.45 J	8.94 J	2.42	4.55
PCB-136	38411-22-2	ng/g	230	14	2.88	0.818	1.63	3.83	2.6	2.02	2.49	2.42	1.66	0.983	5.75	6.9	1.92	3.44
PCB-137	35694-06-5	ng/g	230	14	1.28 J	0.734 J	0.919 J	2.43 J	1.41	1.09	1.18	1.42 J	0.94 J	0.625	2.91	3.01	1.25 J	1.87 J
PCB-138/163/164	PCB-138/163/164	ng/g	230	14	27.7	8.21	16	33.6	25.3	18.8	20.3	22.5	15	10.3	43.7 J	52.8 J	20.8	29.5
PCB-139/149	PCB-139/149	ng/g	230	14	16.7	5	9.33	21	15.6	12.1	14	14.1	9.35	6.45	32.2	38.8 J	11.4	19.5
PCB-140	59291-64-4	ng/g	230	14	< 0.0619 U	< 0.0611 U	< 0.0639 U	< 0.062 U	< 0.0622 U	< 0.0594 U	< 0.0598 U	< 0.0637 U	< 0.0632 U	< 0.0615 U	0.542	0.629	< 0.0608 U	< 0.0625 U
PCB-141	52712-04-6	ng/g	230	14	3.87	1.27	2.02	4.83	3.07	2.69	3.04	3.4	2.02	1.35	5.37	6.12	2.73	4.01
PCB-143	68194-15-0	ng/g	230	14	< 0.0623 U	< 0.0615 U	< 0.0643 U	< 0.0624 U	< 0.0626 U	< 0.0598 U	< 0.0602 U	< 0.0641 U	< 0.0636 U	< 0.0619 U	< 0.0605 U	< 0.0605 U	< 0.0612 U	< 0.0629 U
PCB-145	74472-40-5	ng/g	230	14	< 0.0777 U	< 0.0767 U	< 0.0803 U	< 0.0779 U	< 0.0782 U	< 0.0746 U	< 0.0752 U	< 0.08 U	< 0.0794 U	< 0.0773 U	< 0.0756 U	0.127 J	< 0.0764 U	< 0.0785 U
PCB-146	51908-16-8	ng/g	230	14	3.14	0.945	1.8	3.6	2.86	2.16	2.51	2.41	1.75	1.16	5.75	7.32	2.15	3.5
PCB-147	68194-13-8	ng/g	230	14	0.897	0.362	0.673	1.13	1.19 J	0.638 J	0.78 J	1.13	0.78	0.646 J	1.92 J	2.53 J	0.955	1.24
PCB-148	74472-41-6	ng/g	230	14	< 0.0671 U	< 0.0662 U	< 0.0693 U	< 0.0672 U	< 0.0675 U	< 0.0644 U	< 0.0649 U	< 0.069 U	< 0.0685 U	< 0.0667 U	0.185 J	0.232	< 0.066 U	< 0.0678 U
PCB-150	68194-08-1	ng/g	230	14	< 0.077 U	< 0.076 U	< 0.0795 U	< 0.0771 U	< 0.0774 U	< 0.0739 U	< 0.0744 U	< 0.0792 U	< 0.0786 U	< 0.0765 U	0.154 J	0.196	< 0.0757 U	< 0.0778 U
PCB-151	52663-63-5	ng/g	230	14	4.13	1.34	2.3	5.22	4	2.92	3.3	3.87	2.51	1.72	7.97	9.81	2.88	4.73
PCB-152	68194-09-2	ng/g	230	14	< 0.0851 U	< 0.084 U	< 0.0878 U	< 0.0852 U	< 0.0856 U	< 0.0817 U	< 0.0823 U	< 0.0875 U	< 0.0869 U	< 0.0846 U	0.201	0.246	< 0.0836 U	< 0.086 U
PCB-153	35065-27-1	ng/g	230	14	17.4	5.17	10.1	21.5	16.4	12.6	14.2	14	9.24	6.54	27.1	33.6	12.7	19.5
PCB-154	60145-22-4	ng/g	230	14	0.413	< 0.0485 U	0.447	0.619	0.622	0.325	0.433	0.453	0.311	0.257	1.19	1.42	0.44	0.623
PCB-155	33979-03-2	ng/g	230	14	< 0.0414 U	< 0.0409 U	< 0.0427 U	< 0.0415 U	< 0.0416 U	< 0.0397 U	< 0.04 U	< 0.0426 U	< 0.0423 U	< 0.0411 U	< 0.0402 U	< 0.0402 U	< 0.0407 U	< 0.0418 U
PCB-156	38380-08-4	ng/g	120	14	3.28 J	0.732 J	1.47 J	2.59 J	2.33	1.81	2.01	2.44 J	1.68 J	0.953	3.91	4.76	1.99 J	2.99 J
PCB-157	69782-90-7	ng/g	120	14	< 0.0574 U	< 0.0567 U	< 0.0593 U	0.857 J+	0.863 J	0.592 J	0.704 J	0.578 J+	0.547 J+	< 0.0571 UJ	0.771 J	1.27 J	< 0.0565 U	1.1 J+
PCB-158/160	PCB-158/160	ng/g	230	14	2.72	0.706	1.48	3.16	2.09	1.66	2.05	2.12	1.41	0.788	3.92	4.56	2.19	2.72
PCB-159	39635-35-3	ng/g	230	14	< 0.0683 U	< 0.0674 U	< 0.0705 U	< 0.0684 U	< 0.0687 U	< 0.0655 U	< 0.066 U	< 0.0702 U	< 0.0697 U	< 0.0679 U	< 0.0663 U	< 0.0664 U	< 0.0671 U	< 0.069 U
PCB-161	74472-43-8	ng/g	230	14	< 0.0644 U	< 0.0636 U	< 0.0665 U	< 0.0645 U	< 0.0648 U	< 0.0618 U	< 0.0623 U	< 0.0662 U	< 0.0657 U	< 0.064 U	< 0.0626 U	< 0.0626 U	< 0.0633 U	< 0.0651 U
PCB-162	39635-34-2	ng/g	230	14	< 0.0659 U	< 0.0651 U	< 0.0681 U	< 0.0661 U	< 0.0663 U	< 0.0633 U	< 0.0638 U	< 0.0678 U	< 0.0673 U	< 0.0656 U	< 0.0641 U	< 0.0641 U	< 0.0648 U	< 0.0666 U
PCB-165	74472-46-1	ng/g	230	14	< 0.0923 U	< 0.0911 U	< 0.0952 U	< 0.0924 U	< 0.0928 U	< 0.0885 U	< 0.0892 U	< 0.0949 U	< 0.0942 U	< 0.0917 U	< 0.0896 U	< 0.0897 U	< 0.0907 U	< 0.0932 U
PCB-166	41411-63-6	ng/g	230	14	< 0.0826 U	< 0.0815 U	< 0.0852 U	< 0.0827 U	< 0.0831 U	< 0.0792 U	< 0.0798 U	< 0.0849 U	< 0.0843 U	< 0.0821 U	< 0.0803 U	< 0.0803 U	< 0.0812 U	< 0.0834 U
PCB-167	52663-72-6	ng/g	120	14	1.14 J	0.371 J	0.836 J	1.13 J	1.18 J	0.798 J	1.02 J	1.07 J	0.577 J	0.324 J	1.98 J	2.15 J	0.898 J	1.4 J
PCB-169	32774-16-6	ng/g	0.12	14	< 0.0499 U	< 0.0493 U	< 0.0515 U	< 0.05 U	< 0.0502 U	< 0.0479 U	< 0.0482 U	< 0.0513 U	< 0.0509 U	< 0.0496 U	< 0.0485 U	< 0.0485 U	< 0.049 U	< 0.0504 U
PCB-170/190	PCB-170/190	ng/g	230	14	4.91	1.67	3.15	5.42	5.38	3.18	3.65	5	3.11	1.95	7.7	9.69	3.89	5.33
PCB-171	52663-71-5	ng/g	230	14	1.36 J	0.391 J	0.821 J	1.69 J	1.16	0.867	1	1 J	0.681 J	0.505	2.37	2.87	1.03 J	1.44 J
PCB-172/192	PCB-172/192	ng/g	230	14	0.593	< 0.141 U	0.482	0.679	0.758 J	0.433 J	0.455 J	0.611	0.368	< 0.142 UJ	1.05 J	1.41 J	0.502	0.631
PCB-173	68194-16-1	ng/g	230	14	< 0.0872 U	< 0.0861 U	< 0.09 U	< 0.0874 U	< 0.0877 U	< 0.0837 U	< 0.0843 U	< 0.0897 U	< 0.089 U	< 0.0867 U	0.358	< 0.0848 U	< 0.0857 U	< 0.0881 U
PCB-174	38411-25-5	ng/g	230	14	4.23	1.43	2.09	4.85	3.93	2.9	3.34	3.62	2.45	1.43	7.37	8.83	2.99	4.67
PCB-175	40186-70-7	ng/g	230	14	0.249 J	< 0.0615 UJ	< 0.0643 UJ	0.235 J	0.174 J	< 0.0598 U	< 0.0602 U	< 0.0641 UJ	< 0.0636 UJ	< 0.0619 U	0.341	0.387	< 0.0612 UJ	0.278 J
PCB-176	52663-65-7	ng/g	230	14	0.51	< 0.0662 U	0.271	0.581	0.353 J	0.348 J	0.434 J	0.474	0.342	0.242 J	0.97 J	1.07 J	0.399	0.562
PCB-177	52663-70-4	ng/g	230	14	2.26	0.825	1.41	2.6	2.59	1.68	1.76	2.44	1.51	1.07	4.53	5.65	1.78	2.74
PCB-178	52663-67-9	ng/g	230	14	0.804	0.435	0.514	0.936	0.944	0.63	0.662	0.944	0.541	0.402	1.95	2.21	0.755	0.992
PCB-179	52663-64-6	ng/g	230	14	1.5	0.592	0.787	1.82	1.55 J	1.05 J	1.21 J	1.37	0.944	0.627 J	2.84 J	3.48 J	1.09	1.64
PCB-180	35065-29-3	ng/g	230	14	8.41	3.18	4.81	9.48	9.86	5.82	6.53	8.31	5.32	3.15	14.9	18.1	6.79	9.01
PCB-181	74472-47-2	ng/g	230	14	< 0.0917 U	< 0.0905 U	< 0.0946 U	< 0.0918 U	< 0.0922 U	< 0.088 U	< 0.0886 U	< 0.0943 U	< 0.0936 U	< 0.0911 U	< 0.0891 U	< 0.0891 U	< 0.0901 U	< 0.0926 U
PCB-182/187	PCB-182/187	ng/g	230	14	4.5	1.62	2.55	5.31	5.25	3.23	3.7	4.54	3.19	1.89	9.46	11.2	3.77	5.24
PCB-183	52663-69-1	ng/g	230	14	2.04	0.774	1.02	2.42	2.38	1.33	1.67	1.8	1.29	0.759	3.66	4.67	1.55	2.2
PCB-184	74472-48-3	ng/g	230	14	< 0.0482 U	< 0.0475 U	< 0.0497 U	< 0.0482 U	< 0.0484 U	< 0.0462 U	< 0.0466 U	< 0.0495 U	< 0.0492 U	< 0.0479 U	< 0.0468 U	< 0.0468 U	< 0.0473 U	< 0.0487 U
PCB-185	52712-05-7	ng/g	230	14	0.421 J	< 0.0697 UJ	< 0.0729 UJ	0.488 J	0.457	0.421	0.388	0.512 J	0.328 J	0.258	0.847	1	0.521 J	0.585 J
PCB-186	74472-49-4	ng/g	230	14	< 0.0723 U	< 0.0714 U	< 0.0747 U	< 0.0724 U	< 0.0728 U	< 0.0694 U	< 0.0699 U	< 0.0744 U	< 0.0738 U	< 0.0719 U	< 0.0703 U	< 0.0703 U	< 0.0711 U	< 0.0731 U
PCB-188	74487-85-7	ng/g	230	14	< 0.0526 U	< 0.0519 U	< 0.0543 U	< 0.0527 U	< 0.0529 U	< 0.0505 U	< 0.0509 U	< 0.0541 U	< 0.0537 U	< 0.0523 U	< 0.0511 U	< 0.0511 U	< 0.0517 U	< 0.0531 U
PCB-189	39635-31-9	ng/g	130	14	< 0.0542 U	< 0.0535 U	< 0.0559 U	< 0.0542 U	< 0.0545 U	< 0.052 U	< 0.0523 U	< 0.0557 U	< 0.0553 U	< 0.0538 U	0.478	0.347	< 0.0532 U	< 0.0547 U
PCB-191	74472-50-7	ng/g	230	14	< 0.134 U	< 0.132 U	< 0.138 U	0.229	< 0.135 U	0.159 J	0.187 J	0.313	0.177 J	< 0.133 U	0.44	0.393	< 0.132 U	0.207
PCB-193	69782-91-8	ng/g	230	14	0.398	< 0.178 U	0.266	0.465	0.498 J	0.246 J	0.352 J	0.383	0.331	0.257 J	0.788 J	0.939 J	0.409	0.449

Table 28
Phase 2 Reach Sediment Analytical Results
Phase 2 Data Evaluation Summary Memorandum
Lower Neponset River
Boston and Milton, Massachusetts

					Location	24A-0153	24A-0153	24A-0154	24A-0154	24A-0155	24A-0155	24A-0155	24A-0156	24A-0156	24A-0157	24A-0157	24A-0157	24A-0158	24A-0158
					Sample Name	24A-0153-AS	24A-0153-BS	24A-0154-AS	24A-0154-BS	24A-0155-AS	24A-0155-BS	24A-0155-BD	24A-0156-AS	24A-0156-BS	24A-0157-AS	24A-0157-BS	24A-0157-BD	24A-0158-AS	24A-0158-BS
					Sample Date	10/16/2024	10/16/2024	10/15/2024	10/15/2024	10/15/2024	10/15/2024	10/15/2024	10/16/2024	10/16/2024	10/15/2024	10/15/2024	10/15/2024	10/16/2024	10/16/2024
					Sample Type	N	N	N	N	N	N	FD	N	N	N	N	FD	N	N
					Depth Interval	0 - 0.5 ft	0.5 - 0.85 ft	0 - 0.5 ft	0.5 - 1.3 ft	0 - 0.5 ft	0.5 - 1.2 ft	0.5 - 1.2 ft	0 - 0.5 ft	0.5 - 1.5 ft	0 - 0.5 ft	0.5 - 2.35 ft	0.5 - 2.35 ft	0 - 0.5 ft	0.5 - 1.75 ft
Analyte	Cas No.	Units	Human Health PAL	Ecological PAL															
PCB-194	35694-08-7	ng/g	230	14	2.78	2.08	1.57	2.75	4.87 J	1.58 J	2.26 J	3.21	2.37	< 0.154 UJ	5.4 J	6.64 J	3.54	3.21
PCB-195	52663-78-2	ng/g	230	14	0.763 J	< 0.145 UJ	< 0.152 UJ	1.16 J	1.39	0.738	0.877	1.41 J	0.843 J	< 0.146 U	2.11	2.74	1.97 J	3.97 J
PCB-196/203	PCB-196/203	ng/g	230	14	2.54 J	1.32 J	1.94 J	2.88 J	4.48	1.92	2.06	2.45 J	2.22 J	1.05	5.33	7.78	2.68 J	2.94 J
PCB-197	33091-17-7	ng/g	230	14	< 0.0576 U	< 0.0569 U	< 0.0595 U	< 0.0577 U	< 0.058 U	< 0.0553 U	< 0.0557 U	< 0.0593 U	< 0.0588 U	< 0.0573 U	< 0.056 U	< 0.056 U	< 0.0566 U	< 0.0582 U
PCB-198	68194-17-2	ng/g	230	14	< 0.0979 U	< 0.0966 U	< 0.101 U	< 0.098 U	< 0.0984 U	< 0.0939 U	< 0.0946 U	< 0.101 U	< 0.0999 U	< 0.0973 U	< 0.0951 UJ	0.896 J	< 0.0962 U	< 0.0989 U
PCB-199	52663-75-9	ng/g	230	14	2.35	1.22	1.45	2.07	3.94	1.49	1.84	2.59	1.79	0.995	4.89	5.85	2.61	2.46
PCB-200	52663-73-7	ng/g	230	14	0.256 J	< 0.0825 UJ	< 0.0862 UJ	0.363 J	< 0.084 U	0.345	< 0.0808 U	< 0.0859 UJ	< 0.0853 UJ	< 0.083 U	0.667	0.849	< 0.0821 UJ	0.482 J
PCB-201	40186-71-8	ng/g	230	14	0.328 J	< 0.0494 UJ	< 0.0517 UJ	0.324 J	0.398	0.236	0.214	0.272 J	0.226 J	< 0.0498 U	0.635	0.713	< 0.0492 UJ	0.319 J
PCB-202	2136-99-4	ng/g	230	14	0.43 J	< 0.0619 UJ	< 0.0647 UJ	0.434 J	0.62	0.26	0.228	0.499 J	0.372 J	< 0.0623 U	0.918	1.02	0.387 J	0.654 J
PCB-204	74472-52-9	ng/g	230	14	< 0.0969 U	< 0.0956 U	< 0.1 U	< 0.097 U	< 0.0975 U	< 0.093 U	< 0.0937 U	< 0.0997 U	< 0.0989 U	< 0.0963 U	< 0.0942 U	< 0.0942 U	< 0.0952 U	< 0.0979 U
PCB-205	74472-53-0	ng/g	230	14	< 0.0536 U	< 0.0529 U	< 0.0553 U	< 0.0537 U	< 0.0539 U	< 0.0514 U	< 0.0518 U	< 0.0551 U	< 0.0547 U	< 0.0532 U	< 0.0521 U	< 0.0521 U	< 0.0527 U	< 0.0541 U
PCB-206	40186-72-9	ng/g	230	14	2.35 J	1.01 J	1.08 J	1.34 J	2.64	1.08	1.07	1.6 J	1 J	0.724	2.53	3.05	1.1 J	1.28 J
PCB-207	52663-79-3	ng/g	230	14	< 0.0679 U	< 0.067 U	< 0.0701 U	< 0.068 U	< 0.0683 U	< 0.0651 U	< 0.0656 U	< 0.0698 U	< 0.0693 U	< 0.0675 U	0.288	0.344	< 0.0667 U	< 0.0686 U
PCB-208	52663-77-1	ng/g	230	14	0.845 J	< 0.067 UJ	0.351 J	0.382 J	0.664	0.215	0.343	0.412 J	0.299 J	< 0.0675 U	0.752	1.01	0.428 J	0.464 J
PCB-209	2051-24-3	ng/g	230	14	3.19 J	< 0.0441 UJ	0.93 J	1.04 J	1.08 J	0.562 J	0.751 J	0.801 J	0.497 J	0.543 J	1.35 J	1.52 J	0.718 J	1.01 J
Total Decachlorobiphenyls	RA_Total_DECPCB	ng/g	230	14	3.19	< 0.0441 U	0.93	1.04	1.08	0.562	0.751	0.801	0.497	0.543	1.35	1.52	0.718	1.01
Total Dichlorobiphenyls	RA_Total_DIPCB	ng/g	230	14	392.51	202.11	117	248.99	274.11	159.96	308.82	390.42	230.12	84.274	2012.6	2223.5	143	334.23
Total Heptachlorobiphenyls	RA_Total_HEPPCB	ng/g	230	14	32.185	10.917	18.171	37.203	35.284	22.294	25.338	31.317	20.582	12.54	60.052	72.246	25.476	35.974
Total Hexachlorobiphenyls	RA_Total_HEXPCB	ng/g	230	14	108.786	32.402	62.512	134.64	100.277	76.351	87.25	91.723	61.557	40.707	188.702	227.033	78.502	122.952
Total Monochlorobiphenyls	RA_Total_MONPCB	ng/g	230	14	41.13	22.03	21.5	20.01	35.38	14.14	22.1	147.947	43.098	17.92	141.55	148.05	32.1	36.739
Total Nonachlorobiphenyls	RA_Total_NONPCB	ng/g	230	14	3.195	1.01	1.431	1.722	3.304	1.295	1.413	2.012	1.299	0.724	3.57	4.404	1.528	1.744
Total Octachlorobiphenyls	RA_Total_OCTPCB	ng/g	230	14	9.447	4.62	4.96	9.981	15.698	6.569	7.479	10.431	7.821	2.045	19.95	26.488	11.187	14.035
Total Pentachlorobiphenyls	RA_Total_PENPCB	ng/g	230	14	289.224	100.186	142.35	342.615	253.654	203.087	217.236	266.647	165.966	101.323	638.021	772.749	175.765	301.971
Total Tetrachlorobiphenyls	RA_Total_TETPCB	ng/g	230	14	832.517	315.777	315.645	872.701	676.985	510.269	513.727	723.552	409.413	234.641	2515.16	2977.08	361.787	748.159
Total Trichlorobiphenyls	RA_Total_TRICPB	ng/g	230	14	948.09	382.498	258.957	777.022	566.71	449.21	573.88	649.809	429.283	180.53	3840.53	4581.83	294.21	688.03
Total PCB Congeners	RA_Tot_PCB_Cong	ng/g	120	14	2660.27	1071.55	943.456	2445.92	1962.48	1443.74	1757.99	2314.66	1369.64	675.247	9421.48	11034.9	1124.27	2284.84
Total PCB TEQ (Bird)	RA-TEQ-B-PCB	ng/g			0.3489978	0.32020612	0.17495941	0.481298	0.4487388	0.26793464	0.26303876	0.43525684	0.21374235	0.13315554	0.88308278	1.02851117	0.23379551	0.4195273
Total PCB TEQ (Fish)	RA-TEQ-F-PCB	ng/g			0.0009513	0.000731195	0.000480305	0.001471135	0.00111828	0.00071491	0.00071908	0.00127886	0.00057651	0.000351435	0.002175895	0.002543785	0.000629185	0.0010931
Total PCB TEQ (Mammal)	RA-TEQ-M-PCB	ng/g			0.0022378	0.00119217	0.00114183	0.00282401	0.00223968	0.00162446	0.00169948	0.00232086	0.00133406	0.00078361	0.00425537	0.00501271	0.00145011	0.0023836
TAL Metals and Mercury																		
Aluminum	7429-90-5	mg/kg	7700	25000	3400	-	2700	3600	2700	2800	3500	3500	3500	2900	5600 J	3100 J	3900	3400
Calcium	7440-70-2	mg/kg			1200	-	1100	1700	1600	72000 J	1100 J	1800	1000	1300	1400	930	1800	1400
Iron	7439-89-6	mg/kg	5500	20000	10000	-	7900	8400	7400	7500	8300	9600	7900	8500	26000 J	6700 J	18000	8300
Magnesium	7439-95-4	mg/kg			1800	-	1500	1600	1000	1200	1600	1400	1500	1400	1600	1000	1600	1300
Potassium	7440-09-7	mg/kg			420 J-	-	210 J-	270 J-	< 970 UJ	190 J-	270 J-	370 J-	310 J-	330 J-	250 J-	< 710 UJ	360 J-	290 J-
Sodium	7440-23-5	mg/kg			120 J	-	140 J	120 J	220 J	530 J	< 630 U	270 J	< 650 U	< 690 U	< 790 U	< 710 U	230 J	< 760 U
Antimony	7440-36-0	mg/kg	3.1	2	< 1.2 U	-	< 1.4 U	< 1.4 U	< 1.8 U	< 1.2 U	< 1.2 U	< 1.8 U	< 1.3 U	< 1.3 U	< 1.6 U	< 1.5 U	< 1.9 U	< 1.4 U
Arsenic	7440-38-2	mg/kg	0.68	9.8	1.2 J-	-	2.0 J-	2.8 J-	3.1 J-	2.2 J-	1.9 J-	2.3 J-	2.3 J-	1.7 J-	4.1 J-	3.7 J-	2.1 J-	2.4 J-
Barium	7440-39-3	mg/kg	1500	20	21	-	36	42	55	36	28	55	35	33	42	41	60	55
Beryllium	7440-41-7	mg/kg	16		0.16 J-	-	0.23 J-	0.35 J-	0.24 J-	0.23 J-	0.22 J-	0.21 J-	0.23 J-	0.18 J-	0.28 J-	0.29 J-	0.23 J-	0.31 J-
Cadmium	7440-43-9	mg/kg	0.71	1	0.11 J	-	0.39 J	0.73	0.60 J	0.65	0.39 J	0.55 J	0.65 J	0.24 J	0.68 J	0.89	0.40 J	0.49 J
Chromium, Total	7440-47-3	mg/kg	0.95	43.4	7.7 EB	-	14 EB	27 EB	21 EB	54 JEB	14 JEB	30 EB	19 EB	9.5 EB	38 EB	39 EB	21 EB	22 EB
Cobalt	7440-48-4	mg/kg	2.3	50	2.4	-	5.1	4.7	5.0	3.7	3.0	5.0	4.2	3.1	3.1	3.6	4.7	4.0
Copper	7440-50-8	mg/kg	310	31.6	6.6	-	58	33	27	28	20	20	23	14	42	39	21	25
Lead	7439-92-1	mg/kg	200	35.8	24	-	50	110	68	220 J	61 J	54	76	40	150	130	53	78
Manganese	7439-96-5	mg/kg	180	460	230 EB	-	230 EB	170 EB	530 EB	140 EB	140 EB	760 EB	160 EB	290 EB	190 EB	180 EB	780 EB	170 EB
Nickel	7440-02-0	mg/kg	140	22.7	3.6	-	6.9	9.1	6.4	6.2	4.7	6.4	6.3	3.8	6.9	7.6	6.6	6.2
Selenium	7782-49-2	mg/kg	39	11	< 3.0 U	-	< 3.4 U	< 3.4 U	< 4.5 U	< 3.0 U	< 3.0 U	< 4.4 U	< 3.4 U	< 3.3 U	< 4.1 U	< 3.7 U	< 4.7 U	< 3.5 U
Silver	7440-22-4	mg/kg	39	1	< 0.59 U	-	< 0.69 U	0.19 J+	< 0.91 U	0.29 J+	< 0.61 U	< 0.89 U	< 0.67 U	< 0.67 U	0.29 J+	0.27 J+	< 0.94 U	< 0.70 U
Thallium	7440-28-0	mg/kg	0.078		< 0.59 U	-	< 0.69 U	< 0.69 U	< 0.91 U	< 0.59 U	< 0.61 U	< 0.89 U	< 0.67 U	< 0.67 U	< 0.81 U	< 0.75 U	< 0.94 U	< 0.70 U
Vanadium	7440-62-2	mg/kg	39		5.3	-	9.9	18	12	11	7.9	9.2	11	7.0	15	14	9.9	9.9
Zinc	7440-66-6	mg/kg	2300	121	57	-	110	130	140	120	110	120	140	81	110	170	120	120
Mercury	7439-97-6	mg/kg	2.3	0.18	< 0.12 U	-	0.20 J+	0.28	0.35	0.17 J+	0.20 J+	0.20	0.16	< 0.13 U	0.49	0.41	< 0.20 U	0.24
TCL VOCs																		
1,1,1-Trichloroethane (TCA)	71-55-6	ug/kg	810000	70	< 2.8 U	-	< 7.5 UJ	< 8.0 U	< 9.3 U	< 6.4 U	< 6.6 U	< 10 U	< 7.0 U	< 5.9 U	< 8.1 U	< 7.1 U	< 9.0 U	< 8.1 U
1,1,2,2-TETRACHLOROETHANE	79-34-5	ug/kg	600	250	< 2.8 U	-	< 7.5 U	< 8.0 U	< 9.3 U	< 6.4 U	< 6.6 U	< 10 U	< 7.0 U	< 5.9 U	< 8.1 U	< 7.1 U	< 9.0 U	< 8.1 U
1,1,2-TRICHLORO-1,2,2-TRIFLUOROETHANE	76-13-1	ug/kg	670000		< 2.8 U	-	< 7.5 UJ	< 8.0 U	< 9.3 U	< 6.4 U	< 6.6 U	< 10 U	< 7.0 U	< 5.9 U	< 8.1 U	< 7.1 U	< 9.0 U	< 8.1 U
1,1,2-Trichloroethane	79-00-5	ug/kg	150	538	< 2.8 U	-	< 7.5 U	< 8.0 U	< 9.3 U	< 6.4 U	< 6.6 U	< 10 U	< 7.0 U	< 5.9 U	< 8.1 U	< 7.1 U	< 9.0 U	< 8.1 U
1,1-Dichloroethane	75-34-3	ug/kg	3600	20	< 2.8 U	-	< 7.5 U	< 8.0 U	< 9.3 U	< 6.4 U	< 6.6 U	< 10 U	< 7.0 U	< 5.9 U	< 8.1 U	< 7.1 U	< 9.0 U	< 8.1 U
1,1-Dichloroethene	75-35-4	ug/kg	480	100	< 2.8 UJ	-	< 7.5 UJ	< 8.0 UJ	< 9.3 U	< 6.4 UJ	< 6.6 U	< 10 U	< 7.0 UJ	< 5.9 UJ	< 8.1 UJ	< 7.1 UJ	< 9.0 U	< 8.1 UJ
1,2,3-Trichlorobenzene	87-61-6	ug/kg	6300	113	< 2.8 U	-	< 7.5 UJ	< 8.0 UJ	< 9.3 U	< 6.4 UJ	< 6.6 U	< 720 U	< 7.0 U	< 5.9 U	< 8.1 UJ	< 7.1 UJ	< 9.0 U	< 8.1 U
1,2,3-TRICHLOROPROPANE	96-18-4	ug/kg	5.1		< 2.8 U	-	< 7.5 U	< 8.0 UJ	< 9.3 U	< 6.4 U	< 6.6 U	< 10 U	< 7.0 U	< 5.9 U	< 8.1 U	< 7.1 U	< 9.0 U	< 8.1 U
1,2,4-TRICHLOROBENZENE	120-82-1	ug/kg	5800	11	< 2.8 U	-	< 7.5 UJ	< 8.0 UJ	< 9.3 U	< 6.4 UJ	< 6.6 U	< 720 U	< 7.0 U	< 5.9 U	< 8.1 UJ	< 7.1 UJ	< 9.0 U	< 8.1 U
1,2,4-Trimethylbenzene	95-63-6	ug/kg	30000	97	< 2.8 U	-	< 7.5 U	< 8.0 U	< 9.3 U	< 6.4 U	< 6.6 U	< 10 U	< 7.0 U	< 5.9 U	< 8.1 U	< 7.1 U	< 9.0 U	< 8.1 U
1,2-Dibromo-3-Chloropropane	96-12-8	ug/kg	5.3		< 2.8 U	-	< 7.5 U	< 8.0 U	< 9.3 U	< 6.4 U	< 6.6 U	< 10 U	< 7.0 U	< 5.9 U	< 8.1 U	< 7.1 U	< 9.0 U	< 8.1 U
1,2-Dibromoethane (Ethylene Dibromide)	106-93-4	ug/kg	36		< 2.8 U	-	< 7.5 UJ	< 8.0 U	< 9.3 U	< 6.4 U	< 6.6 U	< 10 U	< 7.0 U	< 5.9 U	< 8.1 U	< 7.1 U	< 9.0 U	< 8.1 U
1,2-Dichlorobenzene	95-50-1	ug/kg	180000	95	< 2.8 U	-	< 7.5 UJ	< 8.0 UJ	< 9.3 U	< 6.4 UJ	< 6.6 U	< 720 U	< 7.0 U	< 5.9 U	< 8.1 UJ	< 7.1 UJ	< 9.0 U	< 8.1 U
1,2-Dichloroethane	107-06-2	ug/kg	460	986	< 2.8 U	-	< 7.5 UJ	< 8.0 U	< 9.3 U	< 6.4 U	< 6.6 U	< 10 U	< 7.0 U	< 5.9 U	< 8.1 U	< 7.1 U	< 9.0 U	< 8.1 U
1,2-DICHLOROPROPANE	78-87-5	ug/kg	1600	428	< 2.8 U	-	< 7.5 U	< 8.0 UJ	< 9.3 U	< 6.4 U	< 6.6 U	< 10 U	< 7.0 U	< 5.9 U	< 8.1 U	< 7.1 U	< 9.0 U	< 8.1 U
1,3,5-Trimethylbenzene (Mesitylene)	108-67-8	ug/kg	27000	164	< 2.8 U	-	< 7.5 U	< 8.0 U	< 9.3 U	< 6.4 U	< 6.6 U	< 10 U	< 7.0 U	< 5.9 U	< 8.1 U	< 7.1 U	< 9.0 U	< 8.1 U

Table 28
Phase 2 Reach Sediment Analytical Results
Phase 2 Data Evaluation Summary Memorandum
Lower Neponset River
Boston and Milton, Massachusetts

					Location	24A-0153	24A-0153	24A-0154	24A-0154	24A-0155	24A-0155	24A-0155	24A-0156	24A-0156	24A-0157	24A-0157	24A-0157	24A-0158	24A-0158
					Sample Name	24A-0153-AS	24A-0153-BS	24A-0154-AS	24A-0154-BS	24A-0155-AS	24A-0155-BS	24A-0155-BD	24A-0156-AS	24A-0156-BS	24A-0157-AS	24A-0157-BS	24A-0157-BD	24A-0158-AS	24A-0158-BS
					Sample Date	10/16/2024	10/16/2024	10/15/2024	10/15/2024	10/15/2024	10/15/2024	10/15/2024	10/16/2024	10/16/2024	10/15/2024	10/15/2024	10/15/2024	10/16/2024	10/16/2024
					Sample Type	N	N	N	N	N	N	FD	N	N	N	N	FD	N	N
					Depth Interval	0 - 0.5 ft	0.5 - 0.85 ft	0 - 0.5 ft	0.5 - 1.3 ft	0 - 0.5 ft	0.5 - 1.2 ft	0.5 - 1.2 ft	0 - 0.5 ft	0.5 - 1.5 ft	0 - 0.5 ft	0.5 - 2.35 ft	0.5 - 2.35 ft	0 - 0.5 ft	0.5 - 1.75 ft
Analyte	Cas No.	Units	Human Health PAL	Ecological PAL															
1,3-DICHLOROBENZENE	541-73-1	ug/kg	2600	89	< 2.8 U	-	< 7.5 UJ	< 8.0 UJ	< 9.3 U	< 6.4 UJ	< 6.6 U	< 720 U	< 7.0 U	< 5.9 U	< 8.1 UJ	< 7.1 UJ	< 9.0 U	< 8.1 U
1,4-DICHLOROBENZENE	106-46-7	ug/kg	2600	30	< 2.8 U	-	< 7.5 UJ	< 8.0 UJ	< 9.3 U	< 6.4 UJ	< 6.6 U	< 720 U	< 7.0 U	< 5.9 U	< 8.1 UJ	< 7.1 UJ	< 9.0 U	< 8.1 U
2-HEXANONE	591-78-6	ug/kg	20000	45	< 5.6 U	-	< 15 U	< 16 U	< 19 U	< 13 U	< 13 U	< 20 U	< 14 U	< 12 U	< 16 U	< 14 U	< 18 U	< 16 U
ACETONE	67-64-1	ug/kg	7000000	65	< 5.6 U	-	29 EB	20 EB	190 EB	19 EB	16 EB	40 EB	39 EB	62 EB	100 EB	97 EB	75 EB	69 EB
Benzene	71-43-2	ug/kg	1200	10	< 2.8 U	-	< 7.5 U	< 8.0 U	< 9.3 U	< 6.4 U	< 6.6 U	< 10 U	< 7.0 U	< 5.9 U	< 8.1 U	< 7.1 U	< 9.0 U	< 8.1 U
BROMOCHLOROMETHANE	74-97-5	ug/kg	15000		< 2.8 U	-	< 7.5 U	< 8.0 U	< 9.3 U	< 6.4 U	< 6.6 U	< 10 U	< 7.0 U	< 5.9 U	< 8.1 U	< 7.1 U	< 9.0 U	< 8.1 U
BROMODICHLOROMETHANE	75-27-4	ug/kg	290	210	< 2.8 U	-	< 7.5 U	< 8.0 UJ	< 9.3 U	< 6.4 U	< 6.6 U	< 10 U	< 7.0 U	< 5.9 U	< 8.1 U	< 7.1 U	< 9.0 U	< 8.1 U
BROMOFORM	75-25-2	ug/kg	19000	142	< 2.8 U	-	< 7.5 U	< 8.0 U	< 9.3 U	< 6.4 U	< 6.6 U	< 10 U	< 7.0 U	< 5.9 U	< 8.1 U	< 7.1 U	< 9.0 U	< 8.1 U
BROMOMETHANE	74-83-9	ug/kg	680	6.5	< 2.8 U	-	< 7.5 U	< 8.0 U	< 9.3 U	< 6.4 U	< 6.6 U	< 10 U	< 7.0 U	< 5.9 U	< 8.1 U	< 7.1 U	< 9.0 U	< 8.1 U
CARBON DISULFIDE	75-15-0	ug/kg	77000	7.8	< 2.8 U	-	< 7.5 U	< 8.0 U	< 9.3 U	< 6.4 U	< 6.6 U	< 10 U	< 7.0 U	< 5.9 U	< 8.1 U	< 7.1 U	< 9.0 U	< 8.1 U
CARBON TETRACHLORIDE	56-23-5	ug/kg	650	57	< 2.8 U	-	< 7.5 UJ	< 8.0 U	< 9.3 U	< 6.4 U	< 6.6 U	< 10 U	< 7.0 U	< 5.9 U	< 8.1 U	< 7.1 U	< 9.0 U	< 8.1 U
Chlorobenzene	108-90-7	ug/kg	28000	30	< 2.8 U	-	< 7.5 UJ	< 8.0 UJ	< 9.3 U	< 6.4 UJ	< 6.6 U	< 720 U	< 7.0 U	< 5.9 U	< 8.1 UJ	< 7.1 UJ	< 9.0 U	< 8.1 U
CHLOROETHANE	75-00-3	ug/kg	540000		< 2.8 U	-	< 7.5 U	< 8.0 U	< 9.3 U	< 6.4 U	< 6.6 U	< 10 U	< 7.0 U	< 5.9 U	< 8.1 U	< 7.1 U	< 9.0 U	< 8.1 U
Chloroform	67-66-3	ug/kg	320	87	< 2.8 U	-	< 7.5 U	< 8.0 U	< 9.3 U	< 6.4 U	< 6.6 U	< 10 U	< 7.0 U	< 5.9 U	< 8.1 U	< 7.1 U	< 9.0 U	< 8.1 U
CHLOROMETHANE	74-87-3	ug/kg	11000		< 2.8 U	-	< 7.5 U	< 8.0 U	< 9.3 U	< 6.4 U	< 6.6 U	< 10 U	< 7.0 U	< 5.9 U	< 8.1 U	< 7.1 U	< 9.0 U	< 8.1 U
CIS-1,2-DICHLOROETHYLENE	156-59-2	ug/kg	6300	432	< 2.8 UJ	-	< 7.5 UJ	< 8.0 UJ	< 9.3 U	< 6.4 UJ	< 6.6 U	< 10 U	< 7.0 UJ	< 5.9 UJ	< 8.1 UJ	< 7.1 UJ	< 9.0 U	< 8.1 UJ
cis-1,3-Dichloropropene	10061-01-5	ug/kg	1800		< 2.8 U	-	< 7.5 U	< 8.0 U	< 9.3 U	< 6.4 U	< 6.6 U	< 10 U	< 7.0 U	< 5.9 U	< 8.1 U	< 7.1 U	< 9.0 U	< 8.1 U
Cyclohexane	110-82-7	ug/kg	650000		< 2.8 U	-	< 7.5 U	< 8.0 UJ	< 9.3 U	< 6.4 U	< 6.6 U	< 10 U	< 7.0 U	< 5.9 U	< 8.1 U	< 7.1 U	< 9.0 U	< 8.1 U
DIBROMOCHLOROMETHANE	124-48-1	ug/kg	8300	198	< 2.8 U	-	< 7.5 U	< 8.0 U	< 9.3 U	< 6.4 U	< 6.6 U	< 10 U	< 7.0 U	< 5.9 U	< 8.1 U	< 7.1 U	< 9.0 U	< 8.1 U
Dichlorodifluoromethane	75-71-8	ug/kg	8700		< 2.8 U	-	< 7.5 U	< 8.0 U	< 9.3 U	< 6.4 U	< 6.6 U	< 10 U	< 7.0 U	< 5.9 U	< 8.1 U	< 7.1 U	< 9.0 U	< 8.1 U
Ethylbenzene	100-41-4	ug/kg	5800	290	< 2.8 U	-	< 7.5 U	< 8.0 U	< 9.3 U	< 6.4 U	< 6.6 U	< 10 U	< 7.0 U	< 5.9 U	< 8.1 U	< 7.1 U	< 9.0 U	< 8.1 U
Isopropylbenzene (Cumene)	98-82-8	ug/kg	190000	35	< 2.8 U	-	< 7.5 U	< 8.0 U	< 9.3 U	< 6.4 U	< 6.6 U	< 10 U	< 7.0 U	< 5.9 U	< 8.1 U	< 7.1 U	< 9.0 U	< 8.1 U
m,p-Xylene	179601-23-1	ug/kg	55000		< 2.8 U	-	< 7.5 U	< 8.0 U	< 9.3 U	< 6.4 U	< 6.6 U	< 10 U	< 7.0 U	< 5.9 U	< 8.1 U	< 7.1 U	< 9.0 U	< 8.1 U
METHYL ACETATE	79-20-9	ug/kg	7800000		< 2.8 U	-	< 7.5 UJ	< 8.0 U	< 9.3 U	< 6.4 U	< 6.6 U	1700	< 7.0 U	< 5.9 U	< 8.1 U	< 7.1 U	< 9.0 U	< 8.1 U
Methyl Ethyl Ketone (2-Butanone)	78-93-3	ug/kg	2700000	7604	< 5.6 U	-	14 J	< 16 U	69	8.2 J	< 13 U	18 J	17	24	42	42	29	31
METHYL ISOBUTYL KETONE (4-METHYL-2-PENTANONE)	108-10-1	ug/kg	3300000	73	< 5.6 U	-	< 15 U	< 16 U	< 19 U	< 13 U	< 13 U	< 20 U	< 14 U	< 12 U	< 16 U	< 14 U	< 18 U	< 16 U
Methylcyclohexane	108-87-2	ug/kg	9800		< 2.8 U	-	< 7.5 U	< 8.0 UJ	< 9.3 U	< 6.4 U	< 6.6 U	< 10 U	< 7.0 U	< 5.9 U	< 8.1 U	< 7.1 U	< 9.0 U	< 8.1 U
Methylene Chloride	75-09-2	ug/kg	35000	18	< 2.8 U	-	< 7.5 UJ	< 8.0 U	< 9.3 U	< 6.4 U	< 6.6 U	< 10 U	< 7.0 U	< 5.9 U	< 8.1 U	< 7.1 U	< 9.0 U	< 8.1 U
o-Xylene (1,2-Dimethylbenzene)	95-47-6	ug/kg	64000		< 2.8 U	-	< 7.5 U	< 8.0 U	< 9.3 U	< 6.4 U	< 6.6 U	< 10 U	< 7.0 U	< 5.9 U	< 8.1 U	< 7.1 U	< 9.0 U	< 8.1 U
Styrene	100-42-5	ug/kg	600000	126	< 2.8 U	-	< 7.5 U	< 8.0 U	< 9.3 U	< 6.4 U	< 6.6 U	< 10 U	< 7.0 U	< 5.9 U	< 8.1 U	< 7.1 U	< 9.0 U	< 8.1 U
TERT-BUTYL METHYL ETHER	1634-04-4	ug/kg	47000	304	< 2.8 U	-	< 7.5 UJ	< 8.0 U	< 9.3 U	< 6.4 U	< 6.6 U	< 10 U	< 7.0 U	< 5.9 U	< 8.1 U	< 7.1 U	< 9.0 U	< 8.1 U
Tetrachloroethylene (PCE)	127-18-4	ug/kg	8100	2	< 2.8 U	-	< 7.5 U	< 8.0 U	< 9.3 U	< 6.4 U	< 6.6 U	< 10 U	< 7.0 U	< 5.9 U	< 8.1 U	< 7.1 U	< 9.0 U	< 8.1 U
Toluene	108-88-3	ug/kg	490000	10	4.9	-	< 7.5 U	< 8.0 U	3.8 J	< 6.4 U	< 6.6 U	1500	< 7.0 U	29	< 8.1 U	< 7.1 U	< 9.0 U	< 8.1 U
Trans-1,2-Dichloroethylene	156-60-5	ug/kg	7000	389	< 2.8 UJ	-	< 7.5 UJ	< 8.0 UJ	< 9.3 U	< 6.4 UJ	< 6.6 U	< 10 U	< 7.0 UJ	< 5.9 UJ	< 8.1 UJ	< 7.1 UJ	< 9.0 U	< 8.1 UJ
Trans-1,3-Dichloropropene	10061-02-6	ug/kg	1800		< 2.8 U	-	< 7.5 U	< 8.0 U	< 9.3 U	< 6.4 U	< 6.6 U	< 10 U	< 7.0 U	< 5.9 U	< 8.1 U	< 7.1 U	< 9.0 U	< 8.1 U
Trichloroethylene (TCE)	79-01-6	ug/kg	410	78	< 2.8 U	-	< 7.5 U	< 8.0 U	< 9.3 U	< 6.4 U	< 6.6 U	< 10 U	< 7.0 U	< 5.9 U	< 8.1 U	< 7.1 U	< 9.0 U	< 8.1 U
Trichlorofluoromethane	75-69-4	ug/kg	2300000		< 2.8 U	-	< 7.5 UJ	< 8.0 U	< 9.3 U	< 6.4 U	< 6.6 U	< 10 U	< 7.0 U	< 5.9 U	< 8.1 U	< 7.1 U	< 9.0 U	< 8.1 U
Vinyl Chloride	75-01-4	ug/kg	59	482	< 2.8 U	-	< 7.5 U	< 8.0 U	< 9.3 U	< 6.4 U	< 6.6 U	< 10 U	< 7.0 U	< 5.9 U	< 8.1 U	< 7.1 U	< 9.0 U	< 8.1 U
TCL SVOCs																		
1,2,4,5-TETRACHLOROBENZENE	95-94-3	ug/kg	230	187	< 210 U	-	< 250 U	< 260 U	< 270 U	< 240 U	< 240 U	< 300 U	< 240 U	< 230 U	< 260 U	< 260 U	< 290 U	< 290 U
1,4-Dioxane (P-Dioxane)	123-91-1	ug/kg	5300		< 84 U	-	< 98 U	< 100 U	< 110 U	< 92 U	< 93 U	< 120 U	< 95 U	< 90 U	< 100 U	< 100 U	< 110 U	< 110 U
1-Methylnaphthalene	90-12-0	ug/kg	18	141	< 210 U	-	< 250 U	< 260 U	< 270 U	< 240 U	< 240 U	< 300 U	< 240 U	49 J	< 260 U	< 260 U	140 J	< 290 U
2,3,4,6-TETRACHLOROPHENOL	58-90-2	ug/kg	190000	30	< 210 U	-	< 250 U	< 260 U	< 270 U	< 240 U	< 240 U	< 300 U	< 240 U	< 230 U	< 260 U	< 260 U	< 290 U	< 290 U
2,4,5-TRICHLOROPHENOL	95-95-4	ug/kg	630000	34	< 210 U	-	< 250 U	< 260 U	< 270 U	< 240 U	< 240 U	< 300 U	< 240 U	< 230 U	< 260 U	< 260 U	< 290 U	< 290 U
2,4,6-TRICHLOROPHENOL	88-06-2	ug/kg	6300		< 210 U	-	< 250 U	< 260 U	< 270 U	< 240 U	< 240 U	< 300 U	< 240 U	< 230 U	< 260 U	< 260 U	< 290 U	< 290 U
2,4-DICHLOROPHENOL	120-83-2	ug/kg	19000	57	< 210 U	-	< 250 U	< 260 U	< 270 U	< 240 U	< 240 U	< 300 U	< 240 U	< 230 U	< 260 U	< 260 U	< 290 U	< 290 U
2,4-DIMETHYLPHENOL	105-67-9	ug/kg	130000	39	< 210 U	-	< 250 U	< 260 U	< 270 U	< 240 U	< 240 U	< 300 U	< 240 U	< 230 U	< 260 U	< 260 U	< 290 U	< 290 U
2,4-DINITROPHENOL	51-28-5	ug/kg	13000	223	< 420 U	-	< 490 U	< 510 U	< 520 U	< 460 U	< 460 U	< 590 U	< 470 U	< 440 U	< 500 U	< 500 U	< 560 U	< 560 U
2,4-DINITROTOLUENE	121-14-2	ug/kg	1700	290	< 210 U	-	< 250 U	< 260 U	< 270 U	< 240 U	< 240 U	< 300 U	< 240 U	< 230 U	< 260 U	< 260 U	< 290 U	< 290 U
2,6-DINITROTOLUENE	606-20-2	ug/kg	360	296	< 210 U	-	< 250 U	< 260 U	< 270 U	< 240 U	< 240 U	< 300 U	< 240 U	< 230 U	< 260 U	< 260 U	< 290 U	< 290 U
2-CHLORONAPHTHALENE	91-58-7	ug/kg	480000		< 210 U	-	< 250 U	< 260 U	< 270 U	< 240 U	< 240 U	< 300 U	< 240 U	< 230 U	< 260 U	< 260 U	< 290 U	< 290 U
2-CHLOROPHENOL	95-57-8	ug/kg	39000	55	< 210 U	-	< 250 U	< 260 U	< 270 U	< 240 U	< 240 U	< 300 U	< 240 U	< 230 U	< 260 U	< 260 U	< 290 U	< 290 U
2-Methylnaphthalene	91-57-6	ug/kg	24000	20.2	< 210 U	-	< 250 U	< 260 U	< 270 U	< 240 U	< 240 U	< 300 U	< 240 U	64 J	< 260 U	< 260 U	190 J	< 290 U
2-METHYLPHENOL (O-CRESOL)	95-48-7	ug/kg	320000	119	< 420 U	-	< 490 U	< 510 U	< 520 U	< 460 U	< 460 U	< 590 U	< 470 U	< 440 U	< 500 U	< 500 U	< 560 U	< 560 U
2-NITROANILINE	88-74-4	ug/kg	63000		< 210 U	-	< 250 U	< 260 U	< 270 U	< 240 U	< 240 U	< 300 U	< 240 U	< 230 U	< 260 U	< 260 U	< 290 U	< 290 U
2-NITROPHENOL	88-75-5	ug/kg	1900000	168	< 210 U	-	< 250 U	< 260 U	< 270 U	< 240 U	< 240 U	< 300 U	< 240 U	< 230 U	< 260 U	< 260 U	< 290 U	< 290 U
3,3'-DICHLOROBENZIDINE	91-94-1	ug/kg	1200	31	< 420 U	-	< 490 U	< 510 U	< 520 U	< 460 U	< 460 U	< 590 U	< 470 U	< 440 U	< 500 U	< 500 U	< 560 U	< 560 U
3-NITROANILINE	99-09-2	ug/kg	25000		< 420 U	-	< 490 U	< 510 U	< 520 U	< 460 U	< 460 U	< 590 U	< 470 U	< 440 U	< 500 U	< 500 U	< 560 U	< 560 U
4,6-DINITRO-2-METHYLPHENOL	534-52-1	ug/kg	510	1477	< 420 U	-	< 490 U	< 510 UJ	< 520 U	< 460 U	< 460 U	< 590 U	< 470 U	< 440 UJ	< 500 U	< 500 U	< 560 U	< 560 U
4-BROMOPHENYL PHENYL ETHER	101-55-3	ug/kg		47	< 210 U	-	< 250 U	< 260 U	< 270 U	< 240 U	< 240 U	< 300 U	< 240 U	< 230 U	< 260 U	< 260 U	< 290 U	< 290 U
4-CHLORO-3-METHYLPHENOL	59-50-7	ug/kg	630000	5	< 210 U	-	< 250 U	< 260 U	< 270 U	< 240 U	< 240 U	< 300 U	< 240 U	< 230 U	< 260 U	< 260 U	< 290 U	< 290 U
4-CHLOROANILINE	106-47-8	ug/kg	2700	0.9	< 420 U	-	< 490 U	< 510 U	< 520 U	< 460 U	< 460 U	< 590 U	< 470 U	< 440 U	< 500 U	< 500 U	< 560 U	< 560 U
4-CHLOROPHENYL PHENYL ETHER	7005-72-3	ug/kg			< 210 U	-	< 250 U	< 260 U	< 270 U	< 240 U	< 240 U	< 300 U	< 240 U	< 230 U	< 260 U	< 260 U	< 290 U	< 290 U
4-METHYLPHENOL (P-CRESOL)	106-44-5	ug/kg	130000	93	< 420 U	-	< 490 U	< 510 U	< 520 U	< 460 U	< 460 U	< 590 U	< 470 U	< 440 U	< 500 U	< 500 U	< 560 U	< 560 U
4-Nitroaniline	100-01-6	ug/kg	25000		< 420 U	-	< 490 U	< 510 U	< 520 U	< 460 U	< 460 U	< 590 U	< 470 U	< 440 U	< 500 U	< 500 U	< 560 U	< 560 U
4-NITROPHENOL	100-02-7	ug/kg	1900000	153	< 420 U	-	< 490 U	< 510 U	< 520 U	< 460 U	< 460 U	< 590 U	< 470 U	< 440 U	< 500 U	< 500 U	< 560 U	< 560 U
Acenaphthene	83-32-9	ug/kg	360000	6.7	< 210 U	-	< 250 U	< 260 U	< 270 U	< 240 U	< 240 U	< 300 U	< 240 U	180 J	< 260 U	< 260 U	960	< 290 U
ACENAPHTHYLENE	208-96-8	ug/kg	360000	5.9	< 210 U	-	< 250 U	< 260 U	< 270 U	< 240 U	< 240 U	< 300 U	< 240 U	71 J	< 260 U	< 260 U	< 290 U	< 290 U
Acetophenone	98-86-2	ug/kg	780000		150 J	-	< 490 U	200 J	< 520 U	180 J	< 460 U	190 J	250 J	240 J	< 500 U	< 500 U	320 J	< 560 U
ANTHRACENE	120-12-7	ug/kg	1800000	57	67 J	-	< 250 U	< 260 U	< 270 U	< 240 U	< 240 U	< 300 U	130 J	250	< 260 U	65 J	1200	< 290 U

Table 28
Phase 2 Reach Sediment Analytical Results
Phase 2 Data Evaluation Summary Memorandum
Lower Neponset River
Boston and Milton, Massachusetts

					Location	24A-0153	24A-0153	24A-0154	24A-0154	24A-0155	24A-0155	24A-0155	24A-0156	24A-0156	24A-0157	24A-0157	24A-0157	24A-0158	24A-0158
					Sample Name	24A-0153-AS	24A-0153-BS	24A-0154-AS	24A-0154-BS	24A-0155-AS	24A-0155-BS	24A-0155-BD	24A-0156-AS	24A-0156-BS	24A-0157-AS	24A-0157-BS	24A-0157-BD	24A-0158-AS	24A-0158-BS
					Sample Date	10/16/2024	10/16/2024	10/15/2024	10/15/2024	10/15/2024	10/15/2024	10/15/2024	10/16/2024	10/16/2024	10/15/2024	10/15/2024	10/15/2024	10/16/2024	10/16/2024
					Sample Type	N	N	N	N	N	N	FD	N	N	N	N	FD	N	N
					Depth Interval	0 - 0.5 ft	0.5 - 0.85 ft	0 - 0.5 ft	0.5 - 1.3 ft	0 - 0.5 ft	0.5 - 1.2 ft	0.5 - 1.2 ft	0 - 0.5 ft	0.5 - 1.5 ft	0 - 0.5 ft	0.5 - 2.35 ft	0.5 - 2.35 ft	0 - 0.5 ft	0.5 - 1.75 ft
Analyte	Cas No.	Units	Human Health PAL	Ecological PAL															
ATRAZINE	1912-24-9	ug/kg	2400	0.3	< 420 U	-	< 490 U	< 510 U	< 520 U	< 460 U	< 460 U	< 590 U	< 470 U	< 440 U	< 500 U	< 500 U	< 560 U	< 560 U
BENZALDEHYDE	100-52-7	ug/kg	170000	59	< 420 U	-	< 490 U	< 510 U	< 520 U	< 460 U	< 460 U	< 590 U	< 470 U	< 440 U	< 500 U	< 500 U	< 560 U	< 560 U
BENZO(A)ANTHRACENE	56-55-3	ug/kg	1100	108	190 J	-	74 J	79 J	120 J	53 J	95 J	150 J	360	580	< 260 U	160 J	2400	150 J
BENZO(A)PYRENE	50-32-8	ug/kg	110	150	83 J	-	61 J	< 260 U	110 J	< 240 U	89 J	68 J	180 J	350	< 260 U	130 J	990	150 J
Benzo(B)Fluoranthene	205-99-2	ug/kg	1100	190	180 J	-	110 J	100 J	140 J	80 J	120 J	180 J	480	740	< 260 U	170 J	2400	210 J
Benzo(G,H,I)Perylene	191-24-2	ug/kg	180000	170	< 210 U	-	< 250 U	< 260 U	62 J	< 240 U	61 J	< 300 U	< 240 U	< 230 U	< 260 U	81 J	88 J	110 J
Benzo(K)Fluoranthene	207-08-9	ug/kg	11000	240	64 J	-	< 250 U	< 260 U	< 270 U	< 240 U	< 240 U	< 300 U	190 J	270	< 260 U	68 J	790	81 J
BENZYL BUTYL PHTHALATE	85-68-7	ug/kg	290000	100	< 210 U	-	< 250 U	< 260 U	< 270 U	< 240 U	< 240 U	< 300 U	< 240 U	< 230 U	< 260 U	< 260 U	< 290 U	< 290 U
BIPHENYL (DIPHENYL)	92-52-4	ug/kg	4700	198	< 210 U	-	< 250 U	< 260 U	< 270 U	< 240 U	< 240 U	< 300 U	< 240 U	< 230 U	< 260 U	< 260 U	57 J	< 290 U
BIS(2-CHLOROETHOXY) METHANE	111-91-1	ug/kg	19000		< 210 U	-	< 250 U	< 260 U	< 270 U	< 240 U	< 240 U	< 300 U	< 240 U	< 230 U	< 260 U	< 260 U	< 290 U	< 290 U
BIS(2-CHLOROETHYL) ETHER (2-CHLOROETHYL ETHER)	111-44-4	ug/kg	230		< 420 U	-	< 490 U	< 510 U	< 520 U	< 460 U	< 460 U	< 590 U	< 470 U	< 440 U	< 500 U	< 500 U	< 560 U	< 560 U
BIS(2-CHLOROISOPROPYL) ETHER	108-60-1	ug/kg	310000		< 420 U	-	< 490 U	< 510 U	< 520 U	< 460 U	< 460 U	< 590 U	< 470 U	< 440 U	< 500 U	< 500 U	< 560 U	< 560 U
BIS(2-ETHYLHEXYL) PHTHALATE	117-81-7	ug/kg	39000	180	< 210 U	-	< 250 U	< 260 U	< 270 U	370	< 240 U	< 300 U	140 J	< 230 U	< 260 U	180 J	< 290 U	< 290 U
Caprolactam	105-60-2	ug/kg	3100000		< 420 U	-	< 490 U	< 510 U	< 520 U	< 460 U	< 460 U	< 590 U	< 470 U	< 440 U	< 500 U	< 500 U	< 560 U	< 560 U
CARBAZOLE	86-74-8	ug/kg	240000	69	< 420 U	-	< 490 U	< 510 U	< 520 U	< 460 U	< 460 U	< 590 U	55 J	160 J	< 500 U	< 500 U	580	< 560 U
CHRYSENE	218-01-9	ug/kg	110000	166	190 J	-	99 J	91 J	130 J	64 J	110 J	150 J	410	650	< 260 U	160 J	2500	180 J
DIBENZ(A,H)ANTHRACENE	53-70-3	ug/kg	110	33	< 210 U	-	< 250 U	< 260 U	< 270 U	< 240 U	< 240 U	< 300 U	65 J	89 J	< 260 U	< 260 U	280 J	< 290 U
Dibenzofuran	132-64-9	ug/kg	7800	510	< 210 U	-	< 250 U	< 260 U	< 270 U	< 240 U	< 240 U	< 300 U	< 240 U	160 J	< 260 U	< 260 U	480	< 290 U
Diethyl Phthalate	84-66-2	ug/kg	5100000	630	< 210 U	-	< 250 U	< 260 U	< 270 U	< 240 U	< 240 U	< 300 U	< 240 U	< 230 U	< 260 U	< 260 U	< 290 U	< 290 U
DIMETHYL PHTHALATE	131-11-3	ug/kg	5100000	678	< 210 U	-	< 250 U	< 260 U	< 270 U	< 240 U	< 240 U	< 300 U	< 240 U	< 230 U	< 260 U	< 260 U	< 290 U	< 290 U
Di-N-Butyl Phthalate	84-74-2	ug/kg	630000	11	< 210 U	-	< 250 U	< 260 U	< 270 U	< 240 U	< 240 U	< 300 U	< 240 U	< 230 U	< 260 U	< 260 U	< 290 U	< 290 U
DI-N-OCTYLPHTHALATE	117-84-0	ug/kg	63000	39	< 420 U	-	< 490 U	< 510 U	< 520 U	< 460 U	< 460 U	< 590 U	< 470 U	< 440 U	< 500 U	< 500 U	< 560 U	< 560 U
FLUORANTHENE	206-44-0	ug/kg	240000	423	450	-	290	230 J	320	150 J	210 J	390	910	2100	87 J	490	6700	460
FLUORENE	86-73-7	ug/kg	240000	77	< 210 U	-	< 250 U	< 260 U	< 270 U	< 240 U	< 240 U	< 300 U	50 J	200 J	< 260 U	< 260 U	870	< 290 U
HEXACHLOROBENZENE	118-74-1	ug/kg	78	20	< 210 U	-	< 250 U	< 260 U	< 270 U	< 240 U	< 240 U	< 300 U	< 240 U	< 230 U	< 260 U	< 260 U	< 290 U	< 290 U
Hexachlorobutadiene	87-68-3	ug/kg	1200		< 210 U	-	< 250 U	< 260 U	< 270 U	< 240 U	< 240 U	< 300 U	< 240 U	< 230 U	< 260 U	< 260 U	< 290 U	< 290 U
HEXACHLOROCYCLOPENTADIENE	77-47-4	ug/kg	180	6.5	< 420 U	-	< 490 U	< 510 U	< 520 U	< 460 U	< 460 U	< 590 U	< 470 U	< 440 U	< 500 U	< 500 U	< 560 U	< 560 U
HEXACHLOROETHANE	67-72-1	ug/kg	1800	27	< 210 U	-	< 250 U	< 260 U	< 270 U	< 240 U	< 240 U	< 300 U	< 240 U	< 230 U	< 260 U	< 260 U	< 290 U	< 290 U
INDENO(1,2,3-C,D)PYRENE	193-39-5	ug/kg	1100	200	50 J	-	< 250 U	< 260 U	54 J	< 240 U	48 J	< 300 U	150 J	230	< 260 U	69 J	580	90 J
ISOPHORONE	78-59-1	ug/kg	570000	876	< 210 U	-	< 250 U	< 260 U	< 270 U	< 240 U	< 240 U	< 300 U	< 240 U	< 230 U	< 260 U	< 260 U	< 290 U	< 290 U
Naphthalene	91-20-3	ug/kg	2000	176	< 210 U	-	< 250 U	< 260 U	100 J	< 240 U	< 240 U	< 300 U	< 240 U	160 J	< 260 U	< 260 U	310	< 290 U
NITROBENZENE	98-95-3	ug/kg	5100	407	< 210 U	-	< 250 U	< 260 U	< 270 U	< 240 U	< 240 U	< 300 U	< 240 U	< 230 U	< 260 U	< 260 U	< 290 U	< 290 U
N-NITROSODI-N-PROPYLAMINE	621-64-7	ug/kg	78		< 210 U	-	< 250 U	< 260 U	< 270 U	< 240 U	< 240 U	< 300 U	< 240 U	< 230 U	< 260 U	< 260 U	< 290 U	< 290 U
N-NITROSODIPHENYLAMINE	86-30-6	ug/kg	110000	110	< 210 U	-	< 250 U	< 260 U	< 270 U	< 240 U	< 240 U	< 300 U	< 240 U	< 230 U	< 260 U	< 260 U	< 290 U	< 290 U
PENTACHLOROPHENOL	87-86-5	ug/kg	1000	10	< 420 U	-	< 490 U	< 510 U	< 520 U	< 460 U	< 460 U	< 590 U	< 470 U	< 440 U	< 500 U	< 500 U	< 560 U	< 560 U
PHENANTHRENE	85-01-8	ug/kg	1800000	204	200 J	-	200 J	160 J	270	66 J	150 J	220 J	540	1800	52 J	360	7200	230 J
PHENOL	108-95-2	ug/kg	1900000	175	< 420 U	-	< 490 U	< 510 U	< 520 U	< 460 U	< 460 U	< 590 U	74 J	72 J	< 500 U	< 500 U	84 J	< 560 U
PYRENE	129-00-0	ug/kg	180000	195	320	-	200 J	140 J	270	90 J	190 J	240 J	550	1300	76 J	360	4300	340
TOTAL ORGANIC CARBON	TOC	mg/kg			3500	16000	9900	31000	34000	15000	21000	32000	21000	12000	22000	24000	58000	24000

Table 28
Phase 2 Reach Sediment Analytical Results
Phase 2 Data Evaluation Summary Memorandum
Lower Neponset River
Boston and Milton, Massachusetts

					Location	24A-0169	24A-0169	24A-0169	24A-0170	24A-0170	24A-0170	24A-0171	24A-0171	24A-0171
					Sample Name	24A-0169-AS	24A-0169-BS	24A-0169-CS	24A-0170-AS	24A-0170-BS	24A-0170-CS	24A-0171-AS	24A-0171-BS	24A-0171-CS
					Sample Date	10/18/2024	10/18/2024	10/18/2024	10/18/2024	10/18/2024	10/18/2024	10/18/2024	10/18/2024	10/18/2024
					Sample Type	N	N	N	N	N	N	N	N	N
					Depth Interval	0 - 0.5 ft	0.5 - 1.1 ft	1.1 - 1.5 ft	0 - 0.5 ft	0.5 - 1.35 ft	1.35 - 2.4 ft	0 - 0.5 ft	0.5 - 1.85 ft	1.85 - 2.95 ft
Analyte	Cas No.	Units	Human Health PAL	Ecological PAL										
Grain Size														
%CLAY	%CLAY	%			0	0	5.8	0	30.4	9.0	0	0	0	
%COARSE SAND >.5-1MM (USDA classification)	%COARSESAND	%			20.2	18.1	12.8	24.4	7.9	1.5	14.9	6.2	16.1	
%FINE SAND >.125-.25 mm (USDA classification)	%FINE SAND	%			25.9	10.1	16.6	22.0	24.9	20.9	18.4	27.8	13.0	
%MEDIUM SAND >.25-5 mm (USDA classification)	%MEDIUM SAND	%			29.0	39.4	13.0	33.7	22.7	10.5	50.4	42.5	25.4	
Gravel	GRAVEL	%			11.2	7.4	1.3	9.8	4.2	2.9	4.8	7.8	34.2	
Hydrometer, Reading 1, Percent Passing	HYD01	%			0	0	9.9	0	40.4	20.7	0	0	1.4	
Hydrometer, Reading 2, Percent Passing	HYD02	%			0	0	9.9	0	37.9	20.7	0	0	1.4	
Hydrometer, Reading 3, Percent Passing	HYD03	%			0	0	7.8	0	35.5	16.0	0	0	1.4	
Hydrometer, Reading 4, Percent Passing	HYD04	%			0	0	7.8	0	34.2	11.3	0	0	0	
Hydrometer, Reading 5, Percent Passing	HYD05	%			0	0	5.8	0	30.5	9.0	0	0	0	
Hydrometer, Reading 6, Percent Passing	HYD06	%			0	0	1.7	0	25.6	6.6	0	0	0	
Hydrometer, Reading 7, Percent Passing	HYD07	%			0	0	0	0	23.2	2.0	0	0	0	
Sand	308075-07-2	%			75.1	67.6	42.4	80.1	55.5	32.9	83.7	76.5	54.5	
SIEVE NO. 10, PERCENT PASSING (2.00 mm)	SIEVE10	%			68.6	74.5	85.9	65.8	87.9	95.6	80.3	86.0	49.7	
SIEVE NO. 40, PERCENT PASSING (0.425 mm)	SIEVE40	%			39.6	35.1	72.9	32.1	65.2	85.1	29.9	43.5	24.3	
SIEVE NO. 80, PERCENT PASSING	SIEVE80	%			19.9	27.7	64.7	15.7	48.6	70.7	15.5	21.8	16.0	
SIEVE, NO. 20, PERCENT PASSING (0.85 mm)	SIEVE20	%			56.4	55.3	79.7	51.0	78.1	92.2	55.6	75.2	36.0	
SIEVE, NO. 60, PERCENT PASSING	SIEVE60	%			27.5	29.8	68.6	21.2	57.9	79.1	19.9	31.0	19.1	
Sieve-U.S. Std. No. 100 (0.15mm)	SIEVEUS100	%			17.4	26.5	62.6	13.6	46.0	69.0	14.0	20.4	14.8	
Sieve-U.S. Std. No. 200 (0.075mm)	SIEVEUS200	%			13.7	25.0	56.3	10.1	40.3	64.2	11.5	15.7	11.3	
Sieve-U.S. Std. No. 4 (4.75mm)	SIEVEUS4	%			88.8	92.6	98.7	90.2	95.8	97.1	95.2	92.2	65.8	
Sieve-US Std. 0.375-inch (9.5 mm)	SIEVE0.375IN	%			94.4	97.7	100.0	99.0	100.0	100.0	97.8	93.9	72.6	
Sieve-US Std. 0.75-inch (19 mm)	SIEVE0.75IN	%			100.0	100.0	100.0	100.0	100.0	100.0	100.0	100.0	100.0	
Sieve-US Std. 1.5-inch (37.5 mm)	SIEVE1.5IN	%			100.0	100.0	100.0	100.0	100.0	100.0	100.0	100.0	100.0	
SIEVE-US std. 1-inch (25 mm)	SIEVE1INCH	%			100.0	100.0	100.0	100.0	100.0	100.0	100.0	100.0	100.0	
SIEVE-US std. 2-inch (50 mm)	SIEVE2INCH	%			100.0	100.0	100.0	100.0	100.0	100.0	100.0	100.0	100.0	
SILT	445	%			13.7	25.0	50.5	10.1	9.9	55.2	11.5	15.7	11.3	
PCDD/F														
1,2,3,4,6,7,8-HpCDD	35822-46-9	pg/g	480	500	200 J	150 J	257 J	150 J	474 J	72.4 J	114 J	747 J	568 J	
1,2,3,4,6,7,8-HpCDF	67562-39-4	pg/g	480	50	114	68.3	91.1	91.8	225 J	31.9	59.3	390	203	
1,2,3,4,7,8,9-HpCDF	55673-89-7	pg/g	480	50	4.22	< 1.82 U	6.34	3.35 J	8.4 J	2.51 JN	2.02 J	13.4	9.87	
1,2,3,4,7,8-HxCDD	39227-28-6	pg/g	48	1	< 1.32 U	< 1.88 U	2.2 J	2.11 J	4.32 J	0.991 JN	1.53 J	7.26	3.99 J	
1,2,3,4,7,8-HxCDF	70648-26-9	pg/g	48	5	7.73	5.05	24.2	5.55	17.1 J	19.6	3.99 J	32.6	15.5	
1,2,3,6,7,8-HxCDD	57653-85-7	pg/g	48	50	11.2	7.72	12.4	7.66	22.9 J	3.42 J	6.38	37.9	29.2	
1,2,3,6,7,8-HxCDF	57117-44-9	pg/g	48	5	5.39	3.17 JN	9.37	3.58 J	9.9 J	6.96	2.52 J	13.7	8.68	
1,2,3,7,8,9-HxCDD	19408-74-3	pg/g	48	50	7.13	4.21 J	4.8 J	4.45 J	10.7 J	1.61 JN	3.21 J	20.2	11.4	
1,2,3,7,8,9-HxCDF	72918-21-9	pg/g	48	5	< 1.58 U	< 2.65 U	< 0.452 U	< 0.128 U	< 0.545 UJ	< 0.264 U	< 0.279 U	< 0.293 U	< 0.317 U	
1,2,3,7,8-PeCDD	40321-76-4	pg/g	4.8	0.5	1.79 J	< 1.11 UJ	1.35 JN	1.06 J	2.07 J	0.748 J	0.554 JN	3.68 J	1.92 J	
1,2,3,7,8-PeCDF	57117-41-6	pg/g	160	10	1.29 J	< 0.769 U	47.7	0.964 J	16.5 J	41.3	0.865 JN	3.62 JN	7.14	
2,3,4,6,7,8-HxCDF	60851-34-5	pg/g	48	5	5.29	2.73 JN	7.4	4.03 J	8.36 J	4.81 J	3.14 J	15.1	10.5	
2,3,4,7,8-PeCDF	57117-31-4	pg/g	16	1	5.69 J	4.64 J	44.5	5.15 J	23 J	41.2	4.48 J	21.7 J	19.1 J	
2,3,7,8-TCDD	1746-01-6	pg/g	4.8	0.5	2.17 J	< 0.973 UJ	1.52 J	< 0.963 UJ	< 0.978 UJ	0.474 J	< 0.960 UJ	1.8 J	1.79 J	
2,3,7,8-TCDF	51207-31-9	pg/g	48	10	2.19	1.95 JN	395	1.78	125 J	258	1.95	12.2	23.4	
OCDD	3268-87-9	pg/g	16000	5000	1410 J	1050 J	2300 J	1030 J	3570 J	487 J	902 J	5510 J	4640 J	
OCDF	39001-02-0	pg/g	16000	5000	141	73.4	134	96.6	239 J	34.9	66.9	491	293	
Total HpCDD	RA_Total_HpCDD	pg/g			365	271	473	269	860	122.8	218	1348	1014	
Total HpCDF	RA_Total_HpCDF	pg/g			224.66	141.8	231	177.45	482.29	63.04	122.72	791.2	540.78	
Total HxCDD	RA_Total_HxCDD	pg/g	100		74.97	45.51	75.94	55.777	161.7	27.051	42.514	253.7	173.53	
Total HxCDF	RA_Total_HxCDF	pg/g			115.31	67.81	136.078	74.699	185.59	66.017	60.623	314.08	224.56	
Total PeCDD	RA_Total_PeCDD	pg/g			11.12	3.47 U	20.489	7.784	22.96	9.255	6.013	34.514	24.972	
Total PeCDF	RA_Total_PeCDF	pg/g			64.259	41.9	227.124	40.702	137.83	199.661	39.365	184.872	148.612	
Total TCDD	RA_Total_TCDD	pg/g			4.812	1.26 U	14.217	0.812 U	6.73 U	8.416	0.896 U	14.836	19.693	
Total TCDF	RA_Total_TCDF	pg/g			40.998	40.606	882.35	35.157	328.19	706.59	35.522	195.33	179.89	
Total PCDD/F TEQ (Bird)	RA-TEQ-B-DF	pg/g			16.1723	9.12854	453.4258	11.24366	159.9599	308.40244	9.32089	54.0251	55.2135	
Total PCDD/F TEQ (Fish)	RA-TEQ-F-DF	pg/g			10.5406	4.57714	54.0988	7.47846	29.8659	40.93849	5.58474	32.8531	23.846	
Total PCDD/F TEQ (Mammal)	RA-TEQ-M-DF	pg/g			13.2462	6.39502	67.4626	8.3394	37.5097	45.58477	6.23982	39.2989	29.2098	
PCB Congeners														
PCB-001	2051-60-7	ng/g	230	14	7.01	8.99	64.9 J	8.44	174 J	23	5.39	28.4	27.3	
PCB-002	2051-61-8	ng/g	230	14	< 0.0382 U	0.827	7.07	< 0.0465 U	10.4	< 0.0471 U	< 0.0462 U	1.85	9.44	
PCB-003	2051-62-9	ng/g	230	14	2.97	3.15	15.8	5.52	108 J	14.1	2.39	10.2	16	
PCB-004/010	PCB-4/10	ng/g	230	14	20.7	66.6 J	441 J	43.3 J	857 J	103 J	17.3	225 J	335 J	
PCB-005/008	PCB-5/8	ng/g	230	14	20.5	45.2 J	132 J	39.9 J	369 J	45.4 J	16.1	186 J	362 J	
PCB-006	25569-80-6	ng/g	230	14	5.98	36.7	119 J	14.1	217 J	23.2 J+	4.83	80.4 J	375 J	
PCB-007/009	PCB-7/9	ng/g	230	14	0.774	3.17	15.1 J+	0.867	25.6	5.64 J+	0.761	10.2	33	
PCB-011	2050-67-1	ng/g	230	14	1.12	2.28	5.37 J+	1.26	12.8	1.32 J+	0.848	7.79	24.5	
PCB-012/013	PCB-12/13	ng/g	230	14	3.34	11	31.1 J+	4.47	61.8 J	6.34 J+	3.62	29.8	100 J	
PCB-014	34883-41-5	ng/g	230	14	< 0.0353 U	< 0.0434 U	< 0.0439 U	< 0.043 U	< 0.0437 U	< 0.0436 U	< 0.0428 U	< 0.0441 U	< 0.0388 U	
PCB-015	2050-68-2	ng/g	230	14	27.2 J	75 J	727 J	29.6 J	397 J	61.4 J	29.2 J	154 J	434 J	
PCB-016/032	PCB-16/32	ng/g	230	14	29.4	85.5 J	474 J	47.3 J	497 J	70.3 J	35.8	301 J	606 J	

Table 28
Phase 2 Reach Sediment Analytical Results
Phase 2 Data Evaluation Summary Memorandum
Lower Neponset River
Boston and Milton, Massachusetts

					Location	24A-0169	24A-0169	24A-0169	24A-0170	24A-0170	24A-0170	24A-0171	24A-0171	24A-0171
					Sample Name	24A-0169-AS	24A-0169-BS	24A-0169-CS	24A-0170-AS	24A-0170-BS	24A-0170-CS	24A-0171-AS	24A-0171-BS	24A-0171-CS
					Sample Date	10/18/2024	10/18/2024	10/18/2024	10/18/2024	10/18/2024	10/18/2024	10/18/2024	10/18/2024	10/18/2024
					Sample Type	N	N	N	N	N	N	N	N	N
					Depth Interval	0 - 0.5 ft	0.5 - 1.1 ft	1.1 - 1.5 ft	0 - 0.5 ft	0.5 - 1.35 ft	1.35 - 2.4 ft	0 - 0.5 ft	0.5 - 1.85 ft	1.85 - 2.95 ft
Analyte	Cas No.	Units	Human Health PAL	Ecological PAL										
PCB-017	37680-66-3	ng/g	230	14	18.9	62.4 J	376 J	34	390 J	57.7 J	24.1	261 J	482 J
PCB-018	37680-65-2	ng/g	230	14	15.7	78.7 J	573 J	18.1	334 J	41.1 J	13.7	227 J	776 J
PCB-019	38444-73-4	ng/g	230	14	10.5	25.5	112 J	18.1	183 J	24.6	11	84 J	110 J
PCB-020/021/033	PCB-20/21/33	ng/g	230	14	4.48	8.65	99.9 J	5.43	22	8.06	4.6	64.2 J	140 J
PCB-022	38444-85-8	ng/g	230	14	6.28	24.3	185 J	7.67	90.3 J	12.4	7	90.5 J	301 J
PCB-023/034	PCB-23/34	ng/g	230	14	0.594	1.75	10.1	1.02	8.99	1.38	0.559	6.23	15.7
PCB-024/027	PCB-24/27	ng/g	230	14	6.85	13.7	63.9 J	11.8	83.4 J	12.4	7.78	52.5 J	78.1 J
PCB-025	55712-37-3	ng/g	230	14	11.9	43.8 J	313 J	14.1	211 J	23.4	13.2	162 J	522 J
PCB-026	38444-81-4	ng/g	230	14	19.9	66.1 J	450 J	24.5	329 J	40.5 J	20.9	240 J	725 J
PCB-028	7012-37-5	ng/g	230	14	37.3 J	69.4 J	291 J	41.8 J	207 J	23.5	46.3 J	477 J	929 J
PCB-029	15862-07-4	ng/g	230	14	< 0.0462 U	< 0.0569 U	< 0.0575 U	< 0.0563 U	< 0.0572 U	< 0.0571 U	< 0.056 U	< 0.0577 U	< 0.0508 U
PCB-030	35693-92-6	ng/g	230	14	< 0.0461 U	< 0.0567 U	< 0.0573 U	< 0.0561 U	< 0.057 U	< 0.0569 U	< 0.0558 U	< 0.0575 U	< 0.0506 U
PCB-031	16606-02-3	ng/g	230	14	32.3 J	111 J	774 J	39.6 J	604 J	79.2 J	32.5	433 J	1170 J
PCB-035	37680-69-6	ng/g	230	14	< 0.0432 U	< 0.0532 U	< 0.0537 U	< 0.0526 U	< 0.0535 U	< 0.0534 U	< 0.0524 U	3.07 J+	3.53 J+
PCB-036	38444-87-0	ng/g	230	14	< 0.0342 U	< 0.0421 U	< 0.0425 U	< 0.0417 U	< 0.0423 U	< 0.0422 U	< 0.0415 U	< 0.0427 U	< 0.0376 U
PCB-037	38444-90-5	ng/g	230	14	8.89	17.8	116 J	8.7	50.1 J	4.07	12.4	80.8 J	145 J
PCB-038	53555-66-1	ng/g	230	14	< 0.0513 U	< 0.0631 U	< 0.0638 U	< 0.0625 U	< 0.0635 U	< 0.0633 U	< 0.0622 U	< 0.064 U	< 0.0564 U
PCB-039	38444-88-1	ng/g	230	14	< 0.0331 U	< 0.0407 U	< 0.0411 U	< 0.0403 U	2.26	< 0.0409 U	< 0.0401 U	1.79	4.97
PCB-040	38444-93-8	ng/g	230	14	3.43	6.18	31.1	2.99	11	< 0.0491 U	3.58	39.5	92.7 J
PCB-041/064	PCB-41/64	ng/g	230	14	13.9 J	22.3 J	108 J	12.8 J	52.4 J	5.59 J	15.2 J	150 J	279 J
PCB-042	36559-22-5	ng/g	230	14	11.5	20.6	110 J	11.4	61.9 J	6.14	13.2	100 J	217 J
PCB-043/049	PCB-43/49	ng/g	230	14	42.8 J	79.4 J	426 J	43.3 J	341 J	43.8 J	45.8 J	336 J	657 J
PCB-044	41464-39-5	ng/g	230	14	23.5	40.6 J	235 J	21.7	83.3 J	11.5	25.2	248 J	552 J
PCB-045	70362-45-7	ng/g	230	14	3.66	6.05	45 J	3.55	11.8	2.33	4.29	46 J	108 J
PCB-046	41464-47-5	ng/g	230	14	1.99	4.25	24.3	2.17	14.3	2.23	2.35	18.5	40.9 J
PCB-047/048/075	PCB-47/48/75	ng/g	230	14	29.8	46.5 J	171 J	32.2	201 J	24.4	36.6	205 J	280 J
PCB-050	62796-65-0	ng/g	230	14	0.301	0.529	2.19	0.548	2.94	< 0.0559 U	0.555	2.2	3.66
PCB-051	68194-04-7	ng/g	230	14	5.21	9.32	37.6	6.59	58 J	7.94	7.2	35	46.6 J
PCB-052/073	PCB-52/73	ng/g	230	14	38.6 J	76.7 J	374 J	37.7	301 J	35.1	41.8 J	325 J	651 J
PCB-053	41464-41-9	ng/g	230	14	9.62	18.7	85 J	11.2	102 J	13.1	10.4	66 J	111 J
PCB-054	15968-05-5	ng/g	230	14	0.541	0.958	3.26	0.823	5.52	0.876	0.705	2.66	2.87
PCB-055	74338-24-2	ng/g	230	14	< 0.063 U	< 0.0775 U	< 0.0783 U	< 0.0768 U	< 0.0779 U	< 0.0778 U	< 0.0764 U	2.26	1.35
PCB-056/060	PCB-56/60	ng/g	230	14	8.31	9.11	11.5	8.53	17.6	< 0.168 U	11	78.9 J	34.5
PCB-057	70424-67-8	ng/g	230	14	0.617	0.702	< 0.0417 U	0.556	3.17	< 0.0414 U	0.463	5.63	9.66
PCB-058	41464-49-7	ng/g	230	14	< 0.0424 U	< 0.0522 U	< 0.0528 U	< 0.0517 U	< 0.0525 U	< 0.0524 U	< 0.0514 U	1.24	2.73
PCB-059	74472-33-6	ng/g	230	14	1.67 J	2.74 J	16 J	1.43 J	5.29 J	< 0.0712 UJ	1.95 J	21.3 J	44.6 J
PCB-061/074	PCB-61/74	ng/g	230	14	11.5 J	14.8 J	62.6 J	12.7 J	39.5 J	7.01 J	14.7 J	110 J	120 J
PCB-062	54230-22-7	ng/g	230	14	< 0.0383 U	< 0.0471 U	< 0.0476 U	< 0.0467 U	< 0.0474 U	< 0.0473 U	< 0.0464 U	< 0.0478 U	< 0.0421 U
PCB-063	74472-34-7	ng/g	230	14	2.56 J	3.43 J	10.9 J	2.95 J	13.8 J	< 0.0381 UJ	2.14 J	20.5 J	30.2 J
PCB-065	33284-54-7	ng/g	230	14	< 0.0535 U	< 0.0658 U	< 0.0665 U	< 0.0652 U	< 0.0662 U	< 0.0661 U	< 0.0649 U	< 0.0668 U	< 0.0588 U
PCB-066/080	PCB-66/80	ng/g	230	14	21.1 J	23.9 J	49.3 J	19.4 J	57.7 J	7.23 J	25.2 J	164 J	111 J
PCB-067	73575-53-8	ng/g	230	14	0.705	0.78	< 0.0604 U	0.822	2.09	< 0.06 U	0.901	8.78	8.2
PCB-068	73575-52-7	ng/g	230	14	0.813	1.88	< 0.0705 U	1.01	10.5	< 0.07 U	1.23	6.57	10.5
PCB-069	60233-24-1	ng/g	230	14	< 0.0424 U	< 0.0522 U	< 0.0528 U	< 0.0517 U	1.42	< 0.0524 U	< 0.0514 U	1.16	< 0.0466 U
PCB-070	32598-11-1	ng/g	230	14	17.7 J	19 J	28.1 J	16.8 J	38.1 J	4.84 J	22 J	146 J	66.3 J
PCB-071	41464-46-4	ng/g	230	14	11.8 J	20.2 J	81 J	12.3 J	80.4 J	10.9 J	12.7 J	100 J	157 J
PCB-072	41464-42-0	ng/g	230	14	0.886 J	1.22 J	4.37 J	1.09 J	6.52 J	< 0.0541 UJ	1.01 J	5.48 J	8.72 J
PCB-076	70362-48-0	ng/g	230	14	< 0.0627 U	< 0.0771 U	< 0.078 U	< 0.0764 U	< 0.0776 U	< 0.0774 U	< 0.076 U	< 0.0783 U	< 0.0689 U
PCB-077	32598-13-3	ng/g	38	14	3.1 J	3.85 J	11.1 J	3.39 J	8.85 J	< 0.0389 UJ	4.85 J	22.2 J	19.7 J
PCB-078	70362-49-1	ng/g	230	14	< 0.0653 U	< 0.0802 U	< 0.0811 U	< 0.0794 U	< 0.0807 U	6.47	< 0.0791 U	< 0.0814 U	< 0.0717 U
PCB-079	41464-48-6	ng/g	230	14	< 0.0366 U	< 0.045 U	< 0.0455 U	< 0.0445 U	< 0.0452 U	< 0.0452 U	< 0.0443 U	< 0.0456 U	< 0.0402 U
PCB-081	70362-50-4	ng/g	12	14	< 0.058 U	< 0.0713 U	< 0.072 U	< 0.0706 U	< 0.0717 U	< 0.0715 U	< 0.0702 U	1.66 J+	< 0.0637 U
PCB-082	52663-62-4	ng/g	230	14	2.17	2.43	9.3	1.61	5.63	< 0.076 U	2.22	16.1	20.1
PCB-083/109	PCB-83/109	ng/g	230	14	1.29	1.65	5.7	1.29	4.68	< 0.174 U	1.19	9.83	12.7
PCB-084	52663-60-2	ng/g	230	14	4.73	6.12	26	4.33	15.9	1.52	4.86	39.3	54.8 J
PCB-085/120	PCB-85/120	ng/g	230	14	4.22	4.61	17.2	4.05	12.1	< 0.112 U	4.87	31.6	33.5
PCB-086/097	PCB-86/97	ng/g	230	14	4.83	5.3	16.5	4.34	12.8	< 0.129 U	5.42	35.1	34.3
PCB-087/115/116	PCB-87/115/116	ng/g	230	14	7.15	7.69	23.4	6.96	21.9	< 0.317 U	8.24	53.6 J	48.1 J
PCB-088/121	PCB-88/121	ng/g	230	14	< 0.126 U	< 0.155 U	< 0.157 U	< 0.154 U	< 0.156 U	< 0.156 U	< 0.153 U	< 0.158 U	< 0.139 U
PCB-089/090/101	PCB-89/90/101	ng/g	230	14	13.9	15.3	38.8	13.3	43.3 J	4.41	15.6	99.4 J	83.8 J
PCB-091	68194-05-8	ng/g	230	14	4.86	5.86	23	4.71	20	2.47	5.08	33.8	44.3 J
PCB-092	52663-61-3	ng/g	230	14	4.03	4.67	15.9	4.09	18.2	2.15	3.92	26.5	31.3
PCB-093/095	PCB-93/95	ng/g	230	14	12.3	16.2	57 J	11.5	40.8 J	3.65	13.8	103 J	132 J
PCB-094	73575-55-0	ng/g	230	14	0.551	0.543	1.96	0.524	2.14	< 0.0465 U	0.532	2.62	3.17
PCB-096	73575-54-9	ng/g	230	14	0.348	0.528	2.49	0.391	1.34	< 0.0598 U	0.502	3.06	4.89
PCB-098/102	PCB-98/102	ng/g	230	14	1.36	1.78	7.07	1.64	6.44	0.853	1.76	11.5	15.3
PCB-099	38380-01-7	ng/g	230	14	9.29	9.77	28.9	9.24	28.2	2.9	10.1	60.3 J	57.9 J
PCB-100	39485-83-1	ng/g	230	14	0.367	0.516	1.43	0.591	2.7	< 0.0571 U	0.604	1.78	1.77
PCB-103	60145-21-3	ng/g	230	14	0.429 J	0.543 J	1.53 J	0.496 J	2.56 J	< 0.0577 UJ	0.383 J	2.25 J	3.19 J
PCB-104	56558-16-8	ng/g	230	14	< 0.0358 U	< 0.044 U	< 0.0445 U	< 0.0436 U	0.277	< 0.0442 U	< 0.0434 U	< 0.0447 U	< 0.0393 U

Table 28
Phase 2 Reach Sediment Analytical Results
Phase 2 Data Evaluation Summary Memorandum
Lower Neponset River
Boston and Milton, Massachusetts

					Location	24A-0169	24A-0169	24A-0169	24A-0170	24A-0170	24A-0170	24A-0171	24A-0171	24A-0171
					Sample Name	24A-0169-AS	24A-0169-BS	24A-0169-CS	24A-0170-AS	24A-0170-BS	24A-0170-CS	24A-0171-AS	24A-0171-BS	24A-0171-CS
					Sample Date	10/18/2024	10/18/2024	10/18/2024	10/18/2024	10/18/2024	10/18/2024	10/18/2024	10/18/2024	10/18/2024
					Sample Type	N	N	N	N	N	N	N	N	N
					Depth Interval	0 - 0.5 ft	0.5 - 1.1 ft	1.1 - 1.5 ft	0 - 0.5 ft	0.5 - 1.35 ft	1.35 - 2.4 ft	0 - 0.5 ft	0.5 - 1.85 ft	1.85 - 2.95 ft
Analyte	Cas No.	Units	Human Health PAL	Ecological PAL										
PCB-105/127	PCB-105/127	ng/g	120	14	5.18	4.62	10.6	6.01	11.7	< 0.0694 U	6.35	36.9	21.2
PCB-106/118	PCB-106/118	ng/g	120	14	13.3	13.4	33.1	14.4	35.7	3.77	15.9	90.6 J	72.1 J
PCB-107/108	PCB-107/108	ng/g	230	14	1.14 J	1.18 J	< 0.126 UJ	1.59 J	3.73 J	< 0.125 UJ	1.27 J	8.69 J	8.92 J
PCB-110	38380-03-9	ng/g	230	14	21.1	26.2	92.5 J	21.5	75.7 J	6.97	23.6	159 J	195 J
PCB-111/117	PCB-111/117	ng/g	230	14	< 0.228 U	< 0.28 U	< 0.283 U	< 0.278 U	< 0.282 U	< 0.281 U	< 0.276 U	< 0.285 U	< 0.251 U
PCB-112	74472-36-9	ng/g	230	14	< 0.0461 UJ	< 0.0567 UJ	3.38 J	< 0.0561 UJ	0.476 J	< 0.0569 UJ	< 0.0558 UJ	0.877 J	0.923 J
PCB-113	68194-10-5	ng/g	230	14	7.78	< 0.0469 U	< 0.0474 U	< 0.0465 U	0.651	< 0.0471 U	< 0.0462 U	1.07	1.92
PCB-114	74472-37-0	ng/g	120	14	0.441	< 0.073 U	< 0.0738 U	0.55	< 0.0734 U	< 0.0733 U	< 0.072 U	2.86	1.74
PCB-119	56558-17-9	ng/g	230	14	0.965 J	1.22 J	< 0.0569 UJ	1.01 J	5.56 J	< 0.0565 UJ	1.12 J	6.3 J	7.38 J
PCB-122	76842-07-4	ng/g	230	14	< 0.0656 U	< 0.0806 U	< 0.0815 U	< 0.0798 U	< 0.0811 U	< 0.0809 U	< 0.0794 U	1.21	< 0.072 U
PCB-123	65510-44-3	ng/g	120	14	0.543 J	0.479 J	3.84 J	0.569 J	1.08 J	< 0.0627 UJ	< 0.0616 UJ	2.98 J	2.3 J
PCB-124	70424-70-3	ng/g	230	14	0.513	< 0.0351 U	< 0.0354 U	< 0.0347 U	< 0.0353 U	< 0.0352 U	0.494	2.93	1.66
PCB-125	74472-39-2	ng/g	230	14	< 0.0348 U	< 0.0428 U	< 0.0433 U	< 0.0424 U	< 0.0431 U	< 0.043 U	< 0.0422 U	0.643	0.769
PCB-126	57465-28-8	ng/g	0.036	14	< 0.0409 U	< 0.0502 U	< 0.0508 U	< 0.0498 U	< 0.0505 U	< 0.0504 U	< 0.0495 U	< 0.051 U	< 0.0449 U
PCB-128	38380-07-3	ng/g	230	14	2.33	2.65	< 0.0701 U	2.22	8.57	< 0.0696 U	2.02	13.9	10.4
PCB-129	55215-18-4	ng/g	230	14	0.452	0.526	< 0.0969 U	< 0.0949 U	1.65	< 0.0962 U	0.501	3	1.24
PCB-130	52663-66-8	ng/g	230	14	0.97 J	0.884 J	2.12 J	1.08 J	3.33 J	< 0.095 UJ	1.01 J	5.24 J	4.3 J
PCB-131/142	PCB-131/142	ng/g	230	14	0.232	< 0.0212 U	< 0.0215 U	< 0.021 U	0.51	< 0.0213 U	< 0.0209 U	0.989	0.729
PCB-132/168	PCB-132/168	ng/g	230	14	3.65	3.89	28.2	3.65	13.4	1.13	3.47	24.4	18.6
PCB-133	35694-04-3	ng/g	230	14	0.312	0.307	< 0.103 U	< 0.1 U	1.09	< 0.102 U	< 0.1 U	1.41	1.39
PCB-134	52704-70-8	ng/g	230	14	0.512	0.672	< 0.136 U	0.544	2.27	< 0.135 U	0.463	4.06	3.1
PCB-135/144	PCB-135/144	ng/g	230	14	1.64	1.65	4.7	1.71	6.33	0.416	1.47	10.3	8.18
PCB-136	38411-22-2	ng/g	230	14	1.21	1.49	3.64	1.14	4.38	0.427	1.23	8.21	6.51
PCB-137	35694-06-5	ng/g	230	14	0.723	0.848	< 0.13 U	0.8	2.41	< 0.129 U	0.887	4.75	2.14
PCB-138/163/164	PCB-138/163/164	ng/g	230	14	11	11.8	22	10.9	36.9	3.66	11	65.8 J	42 J
PCB-139/149	PCB-139/149	ng/g	230	14	6.93	7.52	19	6.85	26.6	2.42	6.62	45.3 J	34.9 J
PCB-140	59291-64-4	ng/g	230	14	< 0.0507 U	< 0.0623 U	< 0.063 U	< 0.0617 U	0.442	< 0.0626 U	< 0.0614 U	0.516	0.475
PCB-141	52712-04-6	ng/g	230	14	1.59 J	1.51 J	< 0.118 UJ	1.53 J	3.92 J	< 0.117 UJ	1.54 J	9.43 J	4.51 J
PCB-143	68194-15-0	ng/g	230	14	< 0.051 U	< 0.0627 U	< 0.0634 U	< 0.0621 U	< 0.0631 U	< 0.0629 U	< 0.0618 U	< 0.0636 U	< 0.056 U
PCB-145	74472-40-5	ng/g	230	14	< 0.0637 U	< 0.0783 U	< 0.0791 U	< 0.0775 U	< 0.0787 U	< 0.0786 U	< 0.0771 U	< 0.0794 U	< 0.07 U
PCB-146	51908-16-8	ng/g	230	14	1.36	1.47	< 0.0565 U	1.49	5.21	< 0.0561 U	0.99	7.67	6.41
PCB-147	68194-13-8	ng/g	230	14	0.483	0.478	1.65	< 0.075 U	2.03	< 0.076 U	0.553	2.32	1.81
PCB-148	74472-41-6	ng/g	230	14	< 0.055 U	< 0.0676 U	< 0.0683 U	< 0.0669 U	0.213	< 0.0678 U	< 0.0666 U	< 0.0686 U	< 0.0604 U
PCB-150	68194-08-1	ng/g	230	14	< 0.063 U	< 0.0775 U	< 0.0783 U	< 0.0768 U	< 0.0779 U	< 0.0778 U	< 0.0764 U	0.185 J	< 0.0693 U
PCB-151	52663-63-5	ng/g	230	14	1.66	1.76	5.27	1.87	6.71	0.697	1.85	11	8.14
PCB-152	68194-09-2	ng/g	230	14	< 0.0697 U	< 0.0857 U	< 0.0866 U	< 0.0848 U	< 0.0862 U	< 0.086 U	< 0.0844 U	0.268	0.193
PCB-153	35065-27-1	ng/g	230	14	7.31	7.61	< 0.0439 U	7.51	24.4	2.68	6.53	43.5 J	26.6
PCB-154	60145-22-4	ng/g	230	14	0.297 J	0.336 J	0.852 J	< 0.049 UJ	1.16 J	< 0.0497 UJ	< 0.0487 UJ	1.22 J	1.06 J
PCB-155	33979-03-2	ng/g	230	14	< 0.0339 U	< 0.0417 U	< 0.0421 U	< 0.0413 U	< 0.0419 U	< 0.0418 U	< 0.0411 U	< 0.0423 U	< 0.0372 U
PCB-156	38380-08-4	ng/g	120	14	1.2	0.894	< 0.061 U	1.23	3.71	< 0.0606 U	1.04	6.47	4.07
PCB-157	69782-90-7	ng/g	120	14	0.454 J+	< 0.0578 U	< 0.0585 U	< 0.0573 U	< 0.0582 U	< 0.0581 U	< 0.057 U	1.57 J+	< 0.0517 U
PCB-158/160	PCB-158/160	ng/g	230	14	1.02	1.19	16.9	1.01	3.29	< 0.122 U	1.11	6.58	3.87
PCB-159	39635-35-3	ng/g	230	14	< 0.0559 U	< 0.0687 U	< 0.0695 U	< 0.0681 U	< 0.0691 U	< 0.069 U	< 0.0677 U	< 0.0698 U	< 0.0614 U
PCB-161	74472-43-8	ng/g	230	14	< 0.0527 U	< 0.0648 U	3.34	< 0.0642 U	< 0.0652 U	0.488	< 0.0639 U	< 0.0658 U	< 0.0579 U
PCB-162	39635-34-2	ng/g	230	14	< 0.054 U	< 0.0664 U	< 0.0671 U	< 0.0658 U	< 0.0668 U	< 0.0667 U	< 0.0654 U	< 0.0674 U	< 0.0593 U
PCB-165	74472-46-1	ng/g	230	14	< 0.0755 U	< 0.0929 U	< 0.0939 U	< 0.092 U	< 0.0934 U	< 0.0932 U	< 0.0915 U	< 0.0943 U	< 0.083 U
PCB-166	41411-63-6	ng/g	230	14	< 0.0676 U	< 0.0832 U	< 0.0841 U	< 0.0823 U	< 0.0836 U	< 0.0835 U	< 0.0819 U	< 0.0844 U	< 0.0743 U
PCB-167	52663-72-6	ng/g	120	14	0.484 J	0.519 J	4.44 J	< 0.0563 UJ	1.5 J	< 0.0571 UJ	0.524 J	2.44 J	1.37 J
PCB-169	32774-16-6	ng/g	0.12	14	< 0.0409 U	< 0.0502 U	< 0.0508 U	< 0.0498 U	< 0.0505 U	< 0.0504 U	< 0.0495 U	< 0.051 U	< 0.0449 U
PCB-170/190	PCB-170/190	ng/g	230	14	2.17	2.07	3.14	2.11	8.15	< 0.293 U	1.89	11.5	8.15
PCB-171	52663-71-5	ng/g	230	14	0.488 J	0.529 J	1.03 J	0.598 J	2.17 J	< 0.0655 UJ	0.481 J	3.14 J	2.28 J
PCB-172/192	PCB-172/192	ng/g	230	14	0.265	0.282	< 0.146 U	< 0.143 U	0.999	< 0.145 U	< 0.142 U	1.42	1.08
PCB-173	68194-16-1	ng/g	230	14	< 0.0714 U	< 0.0878 U	< 0.0888 U	< 0.087 U	< 0.0883 U	< 0.0882 U	< 0.0865 U	0.368	< 0.0785 U
PCB-174	38411-25-5	ng/g	230	14	1.64	1.84	< 0.104 U	2.01	6.4	0.597	1.56	10.1	7.51
PCB-175	40186-70-7	ng/g	230	14	< 0.051 U	< 0.0627 U	< 0.0634 U	< 0.0621 U	0.334	< 0.0629 U	< 0.0618 U	0.415	0.471
PCB-176	52663-65-7	ng/g	230	14	0.224	0.26	0.446	0.274	0.895	< 0.0678 U	0.189 J	1.26	0.976
PCB-177	52663-70-4	ng/g	230	14	1.28	0.993	2.61	1.35	4.25	0.661	0.897	6.02	4.91
PCB-178	52663-67-9	ng/g	230	14	0.402 J	0.409 J	1.05 J	0.344 J	1.79 J	< 0.0829 UJ	0.296 J	2.1 J	1.87 J
PCB-179	52663-64-6	ng/g	230	14	0.666	0.739	1.74	0.714	2.66	0.257	0.598	3.74	3.04
PCB-180	35065-29-3	ng/g	230	14	3.71	3.66	7.69	4.76	13.2	1.74	3.23	20.8	14.4
PCB-181	74472-47-2	ng/g	230	14	< 0.0751 U	< 0.0923 U	3.16	< 0.0914 U	< 0.0928 U	< 0.0927 U	< 0.091 U	< 0.0937 U	< 0.0825 U
PCB-182/187	PCB-182/187	ng/g	230	14	2.12	2.04	5.2	2.31	8.32	0.92	1.81	11.8	9.36
PCB-183	52663-69-1	ng/g	230	14	0.893 J	0.919 J	< 0.0719 UJ	1.12 J	3.32 J	0.404 J	0.729 J	5.13 J	3.72 J
PCB-184	74472-48-3	ng/g	230	14	< 0.0394 U	< 0.0485 U	< 0.049 U	< 0.048 U	< 0.0488 U	< 0.0487 U	< 0.0478 U	< 0.0492 U	< 0.0433 U
PCB-185	52712-05-7	ng/g	230	14	0.203	0.288	< 0.0719 U	< 0.0704 U	0.714	< 0.0713 U	< 0.07 U	1.12	0.881
PCB-186	74472-49-4	ng/g	230	14	< 0.0592 U	< 0.0728 U	< 0.0736 U	< 0.0721 U	< 0.0732 U	< 0.0731 U	< 0.0718 U	< 0.0739 U	< 0.0651 U
PCB-188	74487-85-7	ng/g	230	14	< 0.0431 U	< 0.053 U	< 0.0535 U	< 0.0525 U	< 0.0533 U	< 0.0532 U	< 0.0522 U	< 0.0538 U	< 0.0473 U
PCB-189	39635-31-9	ng/g	130	14	< 0.0443 U	< 0.0545 U	< 0.0551 U	< 0.054 U	< 0.0548 U	< 0.0547 U	< 0.0537 U	0.45 J+	< 0.0487 U
PCB-191	74472-50-7	ng/g	230	14	< 0.11 U	< 0.135 U	< 0.136 U	< 0.134 U	0.344	< 0.135 U	< 0.133 U	0.399	0.365
PCB-193	69782-91-8	ng/g	230	14	0.229	< 0.182 U	5.57	< 0.18 U	0.768	1.03	< 0.179 U	0.892	0.606

Table 28
Phase 2 Reach Sediment Analytical Results
Phase 2 Data Evaluation Summary Memorandum
Lower Neponset River
Boston and Milton, Massachusetts

					Location	24A-0169	24A-0169	24A-0169	24A-0170	24A-0170	24A-0170	24A-0171	24A-0171	24A-0171
					Sample Name	24A-0169-AS	24A-0169-BS	24A-0169-CS	24A-0170-AS	24A-0170-BS	24A-0170-CS	24A-0171-AS	24A-0171-BS	24A-0171-CS
					Sample Date	10/18/2024	10/18/2024	10/18/2024	10/18/2024	10/18/2024	10/18/2024	10/18/2024	10/18/2024	10/18/2024
					Sample Type	N	N	N	N	N	N	N	N	N
					Depth Interval	0 - 0.5 ft	0.5 - 1.1 ft	1.1 - 1.5 ft	0 - 0.5 ft	0.5 - 1.35 ft	1.35 - 2.4 ft	0 - 0.5 ft	0.5 - 1.85 ft	1.85 - 2.95 ft
Analyte	Cas No.	Units	Human Health PAL	Ecological PAL										
PCB-194	35694-08-7	ng/g	230	14		1.5 J	1.64 J	2.45 J	2.24 J	5.29 J	< 0.156 UJ	1.4 J	7.54 J	5.08 J
PCB-195	52663-78-2	ng/g	230	14		2.23	0.79	< 0.15 U	< 0.147 U	2.33	< 0.149 U	< 0.146 U	2.92	2.97
PCB-196/203	PCB-196/203	ng/g	230	14		1.63	1.49	3.24	1.66	5	0.727	1.24	6.64	5.6
PCB-197	33091-17-7	ng/g	230	14		< 0.0472 U	< 0.058 U	< 0.0587 U	< 0.0575 U	< 0.0584 U	< 0.0583 U	< 0.0572 U	< 0.0589 U	< 0.0519 U
PCB-198	68194-17-2	ng/g	230	14		< 0.0801 U	< 0.0985 U	< 0.0996 U	< 0.0976 U	< 0.0991 U	< 0.0989 U	< 0.0971 U	0.515	< 0.0881 U
PCB-199	52663-75-9	ng/g	230	14		1.36	1.31	3.3	1.86	4.21	0.732	1.68	5.41	5.31
PCB-200	52663-73-7	ng/g	230	14		0.252	< 0.0841 U	< 0.085 U	< 0.0833 U	0.53	< 0.0844 U	< 0.0829 U	0.677	0.732
PCB-201	40186-71-8	ng/g	230	14		0.166	< 0.0504 U	< 0.051 U	< 0.0499 U	0.542	< 0.0506 U	< 0.0497 U	0.67	0.586
PCB-202	2136-99-4	ng/g	230	14		0.261 J	< 0.0631 UJ	0.489 J	< 0.0625 UJ	0.714 J	< 0.0633 UJ	< 0.0622 UJ	1.01 J	1.03 J
PCB-204	74472-52-9	ng/g	230	14		< 0.0794 UJ	< 0.0976 UJ	0.365 J	< 0.0966 UJ	< 0.0981 UJ	< 0.0979 UJ	< 0.0961 UJ	< 0.099 UJ	< 0.0872 UJ
PCB-205	74472-53-0	ng/g	230	14		< 0.0439 UJ	< 0.0539 UJ	1.55 J	< 0.0534 UJ	< 0.0542 UJ	< 0.0541 UJ	< 0.0532 UJ	< 0.0547 UJ	< 0.0482 UJ
PCB-206	40186-72-9	ng/g	230	14		0.628	0.603	1.53	1.01	2.79	< 0.052 U	0.831	2.61	2.79
PCB-207	52663-79-3	ng/g	230	14		< 0.0556 U	< 0.0684 U	< 0.0691 U	< 0.0677 U	0.344	< 0.0686 U	< 0.0674 U	0.315	0.325
PCB-208	52663-77-1	ng/g	230	14		0.235 J	0.287 J	0.423 J	< 0.0677 UJ	0.796 J	< 0.0686 UJ	< 0.0674 UJ	0.918 J	1.12 J
PCB-209	2051-24-3	ng/g	230	14		0.599 J	0.387 J	0.701 J	< 0.0445 UJ	1.65 J	< 0.0452 UJ	< 0.0443 UJ	2.07 J	1.48 J
Total Decachlorobiphenyls	RA_Total_DECPCB	ng/g	230	14		0.599	0.387	0.701	< 0.0445 U	1.65	< 0.0452 U	< 0.0443 U	2.07	1.48
Total Dichlorobiphenyls	RA_Total_DIPCB	ng/g	230	14		79.614	239.95	1470.57	133.497	1940.2	246.3	72.659	693.19	1663.5
Total Heptachlorobiphenyls	RA_Total_HEPPCB	ng/g	230	14		14.29	14.029	31.636	15.59	54.314	5.609	11.68	80.654	59.619
Total Hexachlorobiphenyls	RA_Total_HEXPCB	ng/g	230	14		45.819	48.004	112.112	43.534	160.025	11.918	42.808	280.528	191.997
Total Monochlorobiphenyls	RA_Total_MONPCB	ng/g	230	14		9.98	12.967	87.77	13.96	292.4	37.1	7.78	40.45	52.74
Total Nonachlorobiphenyls	RA_Total_NONPCB	ng/g	230	14		0.863	0.89	1.953	1.01	3.93	< 0.0686 U	0.831	3.843	4.235
Total Octachlorobiphenyls	RA_Total_OCTPCB	ng/g	230	14		7.399	5.23	11.394	5.76	18.616	1.459	4.32	25.382	21.308
Total Pentachlorobiphenyls	RA_Total_PENPCB	ng/g	230	14		122.787	130.609	419.6	114.691	373.564	28.693	127.815	843.8	895.032
Total Tetrachlorobiphenyls	RA_Total_TETPCB	ng/g	230	14		265.613	433.699	1927.32	267.949	1531.1	189.456	305.024	2269.54	3666.19
Total Trichlorobiphenyls	RA_Total_TRICPB	ng/g	230	14		202.994	608.6	3837.9	272.12	3012.05	398.61	229.839	2484.09	6008.3
Total PCB Congeners	RA_Tot_PCB_Cong	ng/g	120	14		749.958	1494.36	7900.96	868.111	7387.85	919.145	802.756	6723.55	12564.4
Total PCB TEQ (Bird)	RA-TEQ-B-PCB	ng/g				0.15587077	0.19319538	0.5564738	0.17042869	0.4444238	0.0000377	0.24340324	1.2817447	0.9884587
Total PCB TEQ (Fish)	RA-TEQ-F-PCB	ng/g				0.00041801	0.00048456	0.0013699	0.000452795	0.00115345	0.00001885	0.00060407	0.00377135	0.0024839
Total PCB TEQ (Mammal)	RA-TEQ-M-PCB	ng/g				0.00095806	0.00098236	0.0026694	0.00102177	0.0024957	0.0001131	0.00119942	0.0070461	0.0050534
TAL Metals and Mercury														
Aluminum	7429-90-5	mg/kg	7700	25000		3000	4300	9200	2600	5700	11000	2700	4400	5000
Calcium	7440-70-2	mg/kg				1600	1200	2000	1100	1400	3500	970	1400	1100
Iron	7439-89-6	mg/kg	5500	20000		8500	11000	15000	6400	10000	13000	7800	9500	9200
Magnesium	7439-95-4	mg/kg				1400	1700	2400	1100	1500	2200	1300	1700	1400
Potassium	7440-09-7	mg/kg				310 J	270 J	650 J	240 J	360 J	820 J	280 J	310 J	320 J
Sodium	7440-23-5	mg/kg				140 J	< 580 U	200 J	< 670 U	140 J	230 J	< 630 U	140 J	130 J
Antimony	7440-36-0	mg/kg	3.1	2		< 1.4 U	< 1.2 U	4.1	< 1.3 U	< 1.6 U	4.6	< 1.3 U	< 1.5 U	< 1.4 U
Arsenic	7440-38-2	mg/kg	0.68	9.8		1.5	1.6	36	1.4	9.2	21	0.99	3.5	11
Barium	7440-39-3	mg/kg	1500	20		32	22	110	28	52	120	20	42	52
Beryllium	7440-41-7	mg/kg	16			0.18 J-	0.18 J-	0.37 J-	0.16 J-	0.31 J-	0.46 J-	0.14 J-	0.39 J-	0.32 J-
Cadmium	7440-43-9	mg/kg	0.71	1		0.26 J	0.26 J	2.1	0.19 J	0.82	1.1	0.092 J	1.1	0.81
Chromium, Total	7440-47-3	mg/kg	0.95	43.4		12 EB	15 EB	230 EB	9.5 EB	81 EB	170 EB	7.1 EB	46 EB	95 EB
Cobalt	7440-48-4	mg/kg	2.3	50		3.2	2.2	4.1	2.6	3.5	5.3	2.4	3.9	3.1
Copper	7440-50-8	mg/kg	310	31.6		13	20	200	11	73	260	6.7	44	78
Lead	7439-92-1	mg/kg	200	35.8		38	110	710	37	270	530	22	190	220
Manganese	7439-96-5	mg/kg	180	460		280 EB	97 EB	140 EB	390 EB	110 EB	190 EB	170 EB	220 EB	95 EB
Nickel	7440-02-0	mg/kg	140	22.7		4.2	4.3	7.7	3.5	7.3	7.7	3.3	7.6	6.3
Selenium	7782-49-2	mg/kg	39	11		< 3.5 U	< 2.9 U	< 4.4 U	< 3.2 U	< 4.1 U	< 5.3 U	< 3.2 U	< 3.8 U	1.5 J
Silver	7440-22-4	mg/kg	39	1		< 0.71 U	< 0.59 U	0.92	< 0.64 U	0.31 J	1.3	0.46 J	0.27 J	0.29 J
Thallium	7440-28-0	mg/kg	0.078			< 0.71 U	< 0.59 U	< 0.88 U	< 0.64 U	< 0.81 U	< 1.1 U	< 0.64 U	< 0.77 U	0.17 J
Vanadium	7440-62-2	mg/kg	39			7.6	19	9.1	6.2	29	12	5.0	17	15
Zinc	7440-66-6	mg/kg	2300	121		84	70	510	68	230	590	54	170	210
Mercury	7439-97-6	mg/kg	2.3	0.18		0.12 J	0.12	3.6	0.21	1.2	13 J	0.066 J	0.55	0.85
TCL VOCs														
1,1,1-Trichloroethane (TCA)	71-55-6	ug/kg	810000	70		< 6.1 UJ	< 5.8 U	-	< 5.9 U	< 6.9 U	< 11 U	< 5.6 U	< 7.3 U	< 7.2 U
1,1,2,2-TETRACHLOROETHANE	79-34-5	ug/kg	600	250		< 6.1 U	< 5.8 U	-	< 5.9 U	< 6.9 U	< 11 U	< 5.6 U	< 7.3 U	< 7.2 U
1,1,2-TRICHLORO-1,2,2-TRIFLUOROETHANE	76-13-1	ug/kg	670000			< 6.1 UJ	< 5.8 U	-	< 5.9 U	< 6.9 U	< 11 U	< 5.6 U	< 7.3 U	< 7.2 U
1,1,2-Trichloroethane	79-00-5	ug/kg	150	538		< 6.1 U	< 5.8 U	-	< 5.9 U	< 6.9 U	< 11 U	< 5.6 U	< 7.3 U	< 7.2 U
1,1-Dichloroethane	75-34-3	ug/kg	3600	20		< 6.1 U	< 5.8 U	-	< 5.9 U	< 6.9 U	< 11 U	< 5.6 U	< 7.3 U	< 7.2 U
1,1-Dichloroethene	75-35-4	ug/kg	480	100		< 6.1 UJ	< 5.8 UJ	-	< 5.9 UJ	< 6.9 UJ	< 11 UJ	< 5.6 UJ	< 7.3 UJ	< 7.2 UJ
1,2,3-Trichlorobenzene	87-61-6	ug/kg	6300	113		< 6.1 UJ	< 5.8 U	-	< 5.9 U	< 6.9 UJ	< 11 UJ	< 5.6 U	< 7.3 U	< 7.2 UJ
1,2,3-TRICHLOROPROPANE	96-18-4	ug/kg	5.1			< 6.1 U	< 5.8 U	-	< 5.9 U	< 6.9 U	< 11 U	< 5.6 U	< 7.3 U	< 7.2 U
1,2,4-TRICHLOROBENZENE	120-82-1	ug/kg	5800	11		< 6.1 UJ	< 5.8 U	-	< 5.9 U	< 6.9 UJ	< 11 UJ	< 5.6 U	< 7.3 U	< 7.2 UJ
1,2,4-Trimethylbenzene	95-63-6	ug/kg	30000	97		< 6.1 U	< 5.8 U	-	< 5.9 U	< 6.9 U	< 11 U	< 5.6 U	< 7.3 U	< 7.2 U
1,2-Dibromo-3-Chloropropane	96-12-8	ug/kg	5.3			< 6.1 U	< 5.8 U	-	< 5.9 U	< 6.9 U	< 11 U	< 5.6 U	< 7.3 U	< 7.2 U
1,2-Dibromoethane (Ethylene Dibromide)	106-93-4	ug/kg	36			< 6.1 UJ	< 5.8 U	-	< 5.9 U	< 6.9 U	< 11 U	< 5.6 U	< 7.3 U	< 7.2 U
1,2-Dichlorobenzene	95-50-1	ug/kg	180000	95		< 6.1 UJ	< 5.8 U	-	< 5.9 U	< 6.9 UJ	< 11 UJ	< 5.6 U	< 7.3 U	< 7.2 UJ
1,2-Dichloroethane	107-06-2	ug/kg	460	986		< 6.1 UJ	< 5.8 U	-	< 5.9 U	< 6.9 U	< 11 U	< 5.6 U	< 7.3 U	< 7.2 U
1,2-DICHLOROPROPANE	78-87-5	ug/kg	1600	428		< 6.1 U	< 5.8 U	-	< 5.9 U	< 6.9 U	< 11 U	< 5.6 U	< 7.3 U	< 7.2 U
1,3,5-Trimethylbenzene (Mesitylene)	108-67-8	ug/kg	27000	164		< 6.1 U	< 5.8 U	-	< 5.9 U	< 6.9 U	< 11 U	< 5.6 U	< 7.3 U	< 7.2 U

Table 28
Phase 2 Reach Sediment Analytical Results
Phase 2 Data Evaluation Summary Memorandum
Lower Neponset River
Boston and Milton, Massachusetts

					Location	24A-0169	24A-0169	24A-0169	24A-0170	24A-0170	24A-0170	24A-0171	24A-0171	24A-0171
					Sample Name	24A-0169-AS	24A-0169-BS	24A-0169-CS	24A-0170-AS	24A-0170-BS	24A-0170-CS	24A-0171-AS	24A-0171-BS	24A-0171-CS
					Sample Date	10/18/2024	10/18/2024	10/18/2024	10/18/2024	10/18/2024	10/18/2024	10/18/2024	10/18/2024	10/18/2024
					Sample Type	N	N	N	N	N	N	N	N	N
					Depth Interval	0 - 0.5 ft	0.5 - 1.1 ft	1.1 - 1.5 ft	0 - 0.5 ft	0.5 - 1.35 ft	1.35 - 2.4 ft	0 - 0.5 ft	0.5 - 1.85 ft	1.85 - 2.95 ft
Analyte	Cas No.	Units	Human Health PAL	Ecological PAL										
1,3-DICHLOROBENZENE	541-73-1	ug/kg	2600	89	< 6.1 UJ	< 5.8 U	-	< 5.9 U	< 6.9 UJ	< 11 UJ	< 5.6 U	< 7.3 U	< 7.2 UJ
1,4-DICHLOROBENZENE	106-46-7	ug/kg	2600	30	< 6.1 UJ	< 5.8 U	-	< 5.9 U	< 6.9 UJ	< 11 UJ	< 5.6 U	< 7.3 U	< 7.2 UJ
2-HEXANONE	591-78-6	ug/kg	20000	45	< 12 U	< 12 U	-	< 12 U	< 14 U	< 22 U	< 11 U	< 15 U	< 14 U
ACETONE	67-64-1	ug/kg	7000000	65	36 EB	29 EB	-	< 12 U	48 EB	130 EB	< 11 U	29 EB	79 EB
Benzene	71-43-2	ug/kg	1200	10	< 6.1 U	< 5.8 U	-	< 5.9 U	< 6.9 U	< 11 U	< 5.6 U	< 7.3 U	< 7.2 U
BROMOCHLOROMETHANE	74-97-5	ug/kg	15000		< 6.1 U	< 5.8 U	-	< 5.9 U	< 6.9 U	< 11 U	< 5.6 U	< 7.3 U	< 7.2 U
BROMODICHLOROMETHANE	75-27-4	ug/kg	290	210	< 6.1 U	< 5.8 U	-	< 5.9 U	< 6.9 U	< 11 U	< 5.6 U	< 7.3 U	< 7.2 U
BROMOFORM	75-25-2	ug/kg	19000	142	< 6.1 U	< 5.8 U	-	< 5.9 U	< 6.9 U	< 11 U	< 5.6 U	< 7.3 U	< 7.2 U
BROMOMETHANE	74-83-9	ug/kg	680	6.5	< 6.1 U	< 5.8 U	-	< 5.9 U	< 6.9 U	< 11 U	< 5.6 U	< 7.3 U	< 7.2 U
CARBON DISULFIDE	75-15-0	ug/kg	77000	7.8	< 6.1 U	< 5.8 U	-	< 5.9 U	< 6.9 U	< 11 U	< 5.6 U	< 7.3 U	< 7.2 U
CARBON TETRACHLORIDE	56-23-5	ug/kg	650	57	< 6.1 UJ	< 5.8 U	-	< 5.9 U	< 6.9 U	< 11 U	< 5.6 U	< 7.3 U	< 7.2 U
Chlorobenzene	108-90-7	ug/kg	28000	30	< 6.1 UJ	< 5.8 UJ	-	< 5.9 UJ	< 6.9 UJ	< 11 UJ	< 5.6 UJ	< 7.3 UJ	< 7.2 UJ
CHLOROETHANE	75-00-3	ug/kg	540000		< 6.1 U	< 5.8 U	-	< 5.9 U	< 6.9 U	< 11 U	< 5.6 U	< 7.3 U	< 7.2 U
Chloroform	67-66-3	ug/kg	320	87	< 6.1 U	< 5.8 U	-	< 5.9 U	< 6.9 U	< 11 U	< 5.6 U	< 7.3 U	< 7.2 U
CHLOROMETHANE	74-87-3	ug/kg	11000		< 6.1 U	< 5.8 U	-	< 5.9 U	< 6.9 U	< 11 U	< 5.6 U	< 7.3 U	< 7.2 U
CIS-1,2-DICHLOROETHYLENE	156-59-2	ug/kg	6300	432	< 6.1 UJ	< 5.8 U	-	< 5.9 UJ	< 6.9 UJ	< 11 UJ	< 5.6 U	< 7.3 UJ	< 7.2 U
cis-1,3-Dichloropropene	10061-01-5	ug/kg	1800		< 6.1 U	< 5.8 U	-	< 5.9 U	< 6.9 U	< 11 U	< 5.6 U	< 7.3 U	< 7.2 U
Cyclohexane	110-82-7	ug/kg	650000		< 6.1 U	< 5.8 U	-	< 5.9 U	< 6.9 U	< 11 U	< 5.6 U	< 7.3 U	< 7.2 U
DIBROMOCHLOROMETHANE	124-48-1	ug/kg	8300	198	< 6.1 U	< 5.8 U	-	< 5.9 U	< 6.9 U	< 11 U	< 5.6 U	< 7.3 U	< 7.2 U
Dichlorodifluoromethane	75-71-8	ug/kg	8700		< 6.1 U	< 5.8 U	-	< 5.9 U	< 6.9 U	< 11 U	< 5.6 U	< 7.3 U	< 7.2 U
Ethylbenzene	100-41-4	ug/kg	5800	290	< 6.1 U	< 5.8 U	-	< 5.9 U	< 6.9 U	< 11 U	< 5.6 U	< 7.3 U	< 7.2 U
Isopropylbenzene (Cumene)	98-82-8	ug/kg	190000	35	< 6.1 U	< 5.8 U	-	< 5.9 U	< 6.9 U	< 11 U	< 5.6 U	< 7.3 U	< 7.2 U
m,p-Xylene	179601-23-1	ug/kg	55000		< 6.1 U	< 5.8 U	-	< 5.9 U	< 6.9 U	< 11 U	< 5.6 U	< 7.3 U	< 7.2 U
METHYL ACETATE	79-20-9	ug/kg	7800000		< 6.1 UJ	< 5.8 U	-	< 5.9 U	< 6.9 U	< 11 U	< 5.6 U	< 7.3 U	< 7.2 U
Methyl Ethyl Ketone (2-Butanone)	78-93-3	ug/kg	2700000	7604	13	11 J	-	< 12 U	17	42	< 11 U	9.4 J	23
METHYL ISOBUTYL KETONE (4-METHYL-2-PENTANONE)	108-10-1	ug/kg	3300000	73	< 12 U	< 12 U	-	< 12 U	< 14 U	< 22 U	< 11 U	< 15 U	< 14 U
Methylcyclohexane	108-87-2	ug/kg	9800		< 6.1 U	< 5.8 U	-	< 5.9 U	< 6.9 U	< 11 U	< 5.6 U	< 7.3 U	< 7.2 U
Methylene Chloride	75-09-2	ug/kg	35000	18	< 6.1 UJ	< 5.8 U	-	< 5.9 U	< 6.9 U	< 11 U	< 5.6 U	< 7.3 U	< 7.2 U
o-Xylene (1,2-Dimethylbenzene)	95-47-6	ug/kg	64000		< 6.1 U	< 5.8 U	-	< 5.9 U	< 6.9 U	< 11 U	< 5.6 U	< 7.3 U	< 7.2 U
Styrene	100-42-5	ug/kg	600000	126	< 6.1 U	< 5.8 U	-	< 5.9 U	< 6.9 U	< 11 U	< 5.6 U	< 7.3 U	< 7.2 U
TERT-BUTYL METHYL ETHER	1634-04-4	ug/kg	47000	304	< 6.1 UJ	< 5.8 U	-	< 5.9 U	< 6.9 U	< 11 U	< 5.6 U	< 7.3 U	< 7.2 U
Tetrachloroethylene (PCE)	127-18-4	ug/kg	8100	2	< 6.1 U	< 5.8 U	-	< 5.9 U	< 6.9 U	< 11 U	< 5.6 U	< 7.3 U	< 7.2 U
Toluene	108-88-3	ug/kg	490000	10	5.5 J	< 5.8 U	-	< 5.9 U	< 6.9 U	< 11 U	11	< 7.3 U	< 7.2 U
Trans-1,2-Dichloroethylene	156-60-5	ug/kg	7000	389	< 6.1 UJ	< 5.8 U	-	< 5.9 UJ	< 6.9 UJ	< 11 UJ	< 5.6 U	< 7.3 UJ	< 7.2 U
Trans-1,3-Dichloropropene	10061-02-6	ug/kg	1800		< 6.1 U	< 5.8 U	-	< 5.9 U	< 6.9 U	< 11 U	< 5.6 U	< 7.3 U	< 7.2 U
Trichloroethylene (TCE)	79-01-6	ug/kg	410	78	< 6.1 UJ	< 5.8 UJ	-	< 5.9 UJ	< 6.9 UJ	< 11 UJ	< 5.6 UJ	< 7.3 UJ	< 7.2 UJ
Trichlorofluoromethane	75-69-4	ug/kg	2300000		< 6.1 UJ	< 5.8 U	-	< 5.9 U	< 6.9 U	< 11 U	< 5.6 U	< 7.3 U	< 7.2 U
Vinyl Chloride	75-01-4	ug/kg	59	482	< 6.1 U	< 5.8 U	-	< 5.9 U	< 6.9 U	< 11 U	< 5.6 U	< 7.3 U	< 7.2 U
TCL SVOCs														
1,2,4,5-TETRACHLOROBENZENE	95-94-3	ug/kg	230	187	< 230 U	< 210 U	-	< 220 U	< 270 U	< 390 U	< 210 U	< 270 U	< 250 U
1,4-Dioxane (P-Dioxane)	123-91-1	ug/kg	5300		< 91 UJ	< 84 UJ	-	< 85 UJ	< 110 U	< 150 U	< 84 UJ	< 110 U	< 100 U
1-Methylnaphthalene	90-12-0	ug/kg	18	141	< 230 U	< 210 U	-	< 220 U	< 270 U	< 390 U	< 210 U	< 270 U	< 250 U
2,3,4,6-TETRACHLOROPHENOL	58-90-2	ug/kg	190000	30	< 230 U	< 210 U	-	< 220 U	< 270 U	< 390 U	< 210 U	< 270 U	< 250 U
2,4,5-TRICHLOROPHENOL	95-95-4	ug/kg	630000	34	< 230 U	< 210 U	-	< 220 U	< 270 U	< 390 U	< 210 U	< 270 U	< 250 U
2,4,6-TRICHLOROPHENOL	88-06-2	ug/kg	6300		< 230 U	< 210 U	-	< 220 U	< 270 U	< 390 U	< 210 U	< 270 U	< 250 U
2,4-DICHLOROPHENOL	120-83-2	ug/kg	19000	57	< 230 U	< 210 U	-	< 220 U	< 270 U	< 390 U	< 210 U	< 270 U	< 250 U
2,4-DIMETHYLPHENOL	105-67-9	ug/kg	130000	39	< 230 U	< 210 U	-	< 220 U	< 270 U	< 390 U	< 210 U	< 270 U	< 250 U
2,4-DINITROPHENOL	51-28-5	ug/kg	13000	223	< 450 UJ	< 420 U	-	< 420 U	< 530 U	< 750 U	< 410 U	< 530 U	< 490 U
2,4-DINITROTOLUENE	121-14-2	ug/kg	1700	290	< 230 U	< 210 U	-	< 220 U	< 270 U	< 390 U	< 210 U	< 270 U	< 250 U
2,6-DINITROTOLUENE	606-20-2	ug/kg	360	296	< 230 U	< 210 U	-	< 220 U	< 270 U	< 390 U	< 210 U	< 270 U	< 250 U
2-CHLORONAPHTHALENE	91-58-7	ug/kg	480000		< 230 U	< 210 U	-	< 220 U	< 270 U	< 390 U	< 210 U	< 270 U	< 250 U
2-CHLOROPHENOL	95-57-8	ug/kg	39000	55	< 230 UJ	< 210 U	-	< 220 U	< 270 U	< 390 U	< 210 U	< 270 U	< 250 U
2-Methylnaphthalene	91-57-6	ug/kg	24000	20.2	< 230 U	< 210 U	-	< 220 U	< 270 U	< 390 U	< 210 U	< 270 U	< 250 U
2-METHYLPHENOL (O-CRESOL)	95-48-7	ug/kg	320000	119	< 450 U	< 420 U	-	< 420 U	< 530 U	< 750 U	< 410 U	< 530 U	< 490 U
2-NITROANILINE	88-74-4	ug/kg	63000		< 230 UJ	< 210 U	-	< 220 U	< 270 U	< 390 U	< 210 U	< 270 U	< 250 U
2-NITROPHENOL	88-75-5	ug/kg	1900000	168	< 230 U	< 210 U	-	< 220 U	< 270 U	< 390 U	< 210 U	< 270 U	< 250 U
3,3'-DICHLOROBENZIDINE	91-94-1	ug/kg	1200	31	< 450 U	< 420 U	-	< 420 U	< 530 U	< 750 U	< 410 U	< 530 U	< 490 U
3-NITROANILINE	99-09-2	ug/kg	25000		< 450 UJ	< 420 U	-	< 420 U	< 530 U	< 750 U	< 410 U	< 530 U	< 490 U
4,6-DINITRO-2-METHYLPHENOL	534-52-1	ug/kg	510	1477	< 450 UJ	< 420 UJ	-	< 420 UJ	< 530 U	< 750 U	< 410 UJ	< 530 U	< 490 U
4-BROMOPHENYL PHENYL ETHER	101-55-3	ug/kg		47	< 230 UJ	< 210 U	-	< 220 UJ	< 270 U	< 390 U	< 210 UJ	< 270 U	< 250 U
4-CHLORO-3-METHYLPHENOL	59-50-7	ug/kg	630000	5	< 230 U	< 210 U	-	< 220 U	< 270 U	< 390 U	< 210 U	< 270 U	< 250 U
4-CHLOROANILINE	106-47-8	ug/kg	2700	0.9	< 450 U	< 420 U	-	< 420 U	< 530 U	< 750 U	< 410 U	< 530 U	< 490 U
4-CHLOROPHENYL PHENYL ETHER	7005-72-3	ug/kg			< 230 UJ	< 210 U	-	< 220 UJ	< 270 U	< 390 U	< 210 UJ	< 270 U	< 250 U
4-METHYLPHENOL (P-CRESOL)	106-44-5	ug/kg	130000	93	< 450 U	< 420 U	-	< 420 U	< 530 U	< 750 U	< 410 U	< 530 U	< 490 U
4-Nitroaniline	100-01-6	ug/kg	25000		< 450 UJ	< 420 U	-	< 420 U	< 530 U	< 750 U	< 410 U	< 530 U	< 490 U
4-NITROPHENOL	100-02-7	ug/kg	1900000	153	< 450 UJ	< 420 U	-	< 420 U	< 530 U	< 750 U	< 410 U	< 530 U	< 490 U
Acenaphthene	83-32-9	ug/kg	360000	6.7	< 230 U	< 210 U	-	< 220 U	< 270 U	< 390 U	< 210 U	< 270 U	< 250 U
ACENAPHTHYLENE	208-96-8	ug/kg	360000	5.9	< 230 U	< 210 U	-	< 220 U	< 270 U	< 390 U	< 210 U	< 270 U	< 250 U
Acetophenone	98-86-2	ug/kg	780000		110 J	120 J	-	100 J	< 530 U	< 750 U	130 J	< 530 U	< 490 U
ANTHRACENE	120-12-7	ug/kg	1800000	57	71 J	46 J	-	< 220 U	91 J	< 390 U	< 210 U	< 270 U	< 250 U

Table 28
Phase 2 Reach Sediment Analytical Results
Phase 2 Data Evaluation Summary Memorandum
Lower Neponset River
Boston and Milton, Massachusetts

					Location	24A-0169	24A-0169	24A-0169	24A-0170	24A-0170	24A-0170	24A-0171	24A-0171	24A-0171
					Sample Name	24A-0169-AS	24A-0169-BS	24A-0169-CS	24A-0170-AS	24A-0170-BS	24A-0170-CS	24A-0171-AS	24A-0171-BS	24A-0171-CS
					Sample Date	10/18/2024	10/18/2024	10/18/2024	10/18/2024	10/18/2024	10/18/2024	10/18/2024	10/18/2024	10/18/2024
					Sample Type	N	N	N	N	N	N	N	N	N
					Depth Interval	0 - 0.5 ft	0.5 - 1.1 ft	1.1 - 1.5 ft	0 - 0.5 ft	0.5 - 1.35 ft	1.35 - 2.4 ft	0 - 0.5 ft	0.5 - 1.85 ft	1.85 - 2.95 ft
Analyte	Cas No.	Units	Human Health PAL	Ecological PAL										
ATRAZINE	1912-24-9	ug/kg	2400	0.3	< 450 U	< 420 U	-	< 420 U	< 530 U	< 750 U	< 410 U	< 530 U	< 490 U
BENZALDEHYDE	100-52-7	ug/kg	170000	59	< 450 U	< 420 U	-	< 420 U	< 530 U	< 750 U	< 410 U	< 530 U	< 490 U
BENZO(A)ANTHRACENE	56-55-3	ug/kg	1100	108	180 J	140 J	-	< 220 U	190 J	< 390 U	73 J	< 270 U	< 250 U
BENZO(A)PYRENE	50-32-8	ug/kg	110	150	75 J	64 J	-	< 220 U	160 J	< 390 U	< 210 U	< 270 U	< 250 U
Benzo(B)Fluoranthene	205-99-2	ug/kg	1100	190	200 J	180 J	-	44 J	180 J	< 390 U	91 J	69 J	< 250 U
Benzo(G,H,I)Perylene	191-24-2	ug/kg	180000	170	< 230 U	< 210 U	-	< 220 U	91 J	< 390 U	< 210 U	< 270 U	< 250 U
Benzo(K)Fluoranthene	207-08-9	ug/kg	11000	240	75 J	59 J	-	< 220 U	88 J	< 390 U	< 210 U	< 270 U	< 250 U
BENZYL BUTYL PHTHALATE	85-68-7	ug/kg	290000	100	< 230 U	< 210 U	-	< 220 U	< 270 U	< 390 U	< 210 U	< 270 U	< 250 U
BIPHENYL (DIPHENYL)	92-52-4	ug/kg	4700	198	< 230 U	< 210 U	-	< 220 U	< 270 U	< 390 U	< 210 U	< 270 U	< 250 U
BIS(2-CHLOROETHOXY) METHANE	111-91-1	ug/kg	19000		< 230 U	< 210 U	-	< 220 U	< 270 U	< 390 U	< 210 U	< 270 U	< 250 U
BIS(2-CHLOROETHYL) ETHER (2-CHLOROETHYL ETHER)	111-44-4	ug/kg	230		< 450 U	< 420 U	-	< 420 U	< 530 U	< 750 U	< 410 U	< 530 U	< 490 U
BIS(2-CHLOROISOPROPYL) ETHER	108-60-1	ug/kg	310000		< 450 U	< 420 U	-	< 420 U	< 530 U	< 750 U	< 410 U	< 530 U	< 490 U
BIS(2-ETHYLHEXYL) PHTHALATE	117-81-7	ug/kg	39000	180	< 230 U	< 210 U	-	< 220 U	< 270 U	< 390 U	< 210 U	170 J	< 250 U
Caprolactam	105-60-2	ug/kg	3100000		< 450 U	< 420 U	-	< 420 U	< 530 U	< 750 U	< 410 U	< 530 U	< 490 U
CARBAZOLE	86-74-8	ug/kg	240000	69	< 450 UJ	< 420 U	-	< 420 UJ	< 530 U	< 750 U	< 410 UJ	< 530 U	< 490 U
CHRYSENE	218-01-9	ug/kg	110000	166	190 J	170 J	-	< 220 U	200 J	< 390 U	78 J	59 J	< 250 U
DIBENZ(A,H)ANTHRACENE	53-70-3	ug/kg	110	33	< 230 U	< 210 U	-	< 220 U	< 270 U	< 390 U	< 210 U	< 270 U	< 250 U
Dibenzofuran	132-64-9	ug/kg	7800	510	< 230 UJ	< 210 U	-	< 220 UJ	< 270 U	< 390 U	< 210 UJ	< 270 U	< 250 U
Diethyl Phthalate	84-66-2	ug/kg	5100000	630	< 230 U	< 210 U	-	< 220 U	< 270 U	< 390 U	< 210 U	< 270 U	< 250 U
DIMETHYL PHTHALATE	131-11-3	ug/kg	5100000	678	< 230 U	< 210 U	-	< 220 U	< 270 U	< 390 U	< 210 U	< 270 U	< 250 U
Di-N-Butyl Phthalate	84-74-2	ug/kg	630000	11	< 230 U	< 210 U	-	< 220 U	< 270 U	< 390 U	< 210 U	< 270 U	< 250 U
DI-N-OCTYLPHTHALATE	117-84-0	ug/kg	63000	39	< 450 U	< 420 U	-	< 420 U	< 530 U	< 750 U	< 410 U	< 530 U	< 490 U
FLUORANTHENE	206-44-0	ug/kg	240000	423	530	410	-	71 J	550	< 390 U	180 J	120 J	< 250 U
FLUORENE	86-73-7	ug/kg	240000	77	< 230 UJ	< 210 U	-	< 220 UJ	< 270 U	< 390 U	< 210 UJ	< 270 U	< 250 U
HEXACHLOROBENZENE	118-74-1	ug/kg	78	20	< 230 U	< 210 U	-	< 220 U	< 270 U	< 390 U	< 210 U	< 270 U	< 250 U
Hexachlorobutadiene	87-68-3	ug/kg	1200		< 230 U	< 210 U	-	< 220 U	< 270 U	< 390 U	< 210 U	< 270 U	< 250 U
HEXACHLOROCYCLOPENTADIENE	77-47-4	ug/kg	180	6.5	< 450 U	< 420 U	-	< 420 U	< 530 U	< 750 U	< 410 U	< 530 U	< 490 U
HEXACHLOROETHANE	67-72-1	ug/kg	1800	27	< 230 U	< 210 U	-	< 220 U	< 270 U	< 390 U	< 210 U	< 270 U	< 250 U
INDENO(1,2,3-C,D)PYRENE	193-39-5	ug/kg	1100	200	52 J	45 J	-	< 220 U	76 J	< 390 U	< 210 U	< 270 U	< 250 U
ISOPHORONE	78-59-1	ug/kg	570000	876	< 230 U	< 210 U	-	< 220 U	< 270 U	< 390 U	< 210 U	< 270 U	< 250 U
Naphthalene	91-20-3	ug/kg	2000	176	< 230 U	< 210 U	-	< 220 U	< 270 U	< 390 U	< 210 U	< 270 U	< 250 U
NITROBENZENE	98-95-3	ug/kg	5100	407	< 230 U	< 210 U	-	< 220 U	< 270 U	< 390 U	< 210 U	< 270 U	< 250 U
N-NITROSODI-N-PROPYLAMINE	621-64-7	ug/kg	78		< 230 UJ	< 210 UJ	-	< 220 UJ	< 270 UJ	< 390 UJ	< 210 UJ	< 270 UJ	< 250 UJ
N-NITROSODIPHENYLAMINE	86-30-6	ug/kg	110000	110	< 230 U	< 210 U	-	< 220 U	< 270 U	< 390 U	< 210 U	< 270 U	< 250 U
PENTACHLOROPHENOL	87-86-5	ug/kg	1000	10	< 450 U	< 420 U	-	< 420 U	< 530 U	< 750 U	< 410 U	< 530 U	< 490 U
PHENANTHRENE	85-01-8	ug/kg	1800000	204	370	290	-	< 220 U	420	< 390 U	130 J	88 J	< 250 U
PHENOL	108-95-2	ug/kg	1900000	175	< 450 U	< 420 U	-	< 420 U	< 530 U	< 750 U	< 410 U	< 530 U	< 490 U
PYRENE	129-00-0	ug/kg	180000	195	300 J	270 J	-	< 220 UJ	480 J	< 390 UJ	110 J	110 J	< 250 UJ
TOTAL ORGANIC CARBON	TOC	mg/kg			22000	11000	130000	15000	76000	90000	13000	47000	48000

Table 28
Phase 2 Reach Sediment Analytical Results
Phase 2 Data Evaluation Summary Memorandum
Lower Neponset River
Boston and Milton, Massachusetts

Notes:
(a) Yellow highlighted values represent detection of the compound at a concentration above the human health PAL; underlined values represent detection of the compound at a concentration above the ecological PAL.
(b) Comparison of the data to the PALs is for informational purposes only and is not an indication of risk.
(c) Bold font indicates detected concentration.

Sums and TEQ:
(a) The homolog groups sums for PCBs and PCDD/Fs were calculated by summing the detected congeners in each group; if no congeners in a group were detected, the maximum reporting detection limit for any individual congener in that homolog group was used.
(b) The concentration of total PCB congeners was calculated as the sum of detected congeners in each sample.
(c) PCDD/F TEQ and PCB Toxic Equivalency (TEQ) values were calculated by summing the detected compounds in each group that have been multiplied by their specific Toxic Equivalency Factors (TEFs); see Table 51 for more details. For any sample that did not have any detected compounds, the resulting TEQ is shown as a zero.
(d) For coelution of dioxin-like (DL) and non-DL congeners, TEF is applied to the full reported concentration.
(e) Calculated total values are inclusive of Estimated Maximum Possible Concentration (EMPC) results.

Project Action Limits (PALs):
A blank cell for the PAL indicates no PAL is available.
See Table 51 for additional details.

Analytes:
AVS/SEM - acid-volatile sulfide/simultaneously extracted metals
PCB - polychlorinated biphenyl
PCDD/F - polychlorinated dibenzodioxins/furans
SVOCs - semi-volatile organic compounds
TAL - target analyte list
TCL - target compound list
TOC - total organic carbon
VOCs - volatile organic compounds

Units:
% - percent
mg/kg - milligrams per kilogram
ng/g - nanograms per gram
pg/g - picograms per gram
ug/kg - micrograms per kilogram
umol/g - micromoles per gram

Qualifiers:
B - Indicates the analyte is detected in the associated blank as well as in the sample.
E - Indicates compounds whose concentrations exceed the calibration range of the instrument.
J - The analyte was positively identified; the associated numerical value is the approximate concentration of the analyte in the sample.
J- -The analyte was positively identified; the associated numerical value is the approximate concentration of the analyte in the sample with a potential low bias.
J+ - The analyte was positively identified; the associated numerical value is the approximate concentration of the analyte in the sample with a potential high bias.
JN - The analyte was tentatively identified; the associated numerical value is the approximate concentration of the analyte in the sample.
UJ - The analyte was not detected above the reported detection limit. However, the reported detection limit is approximate and may or may not represent the actual limit of quantitation necessary to accurately and precisely measure the analyte in the sample.
U - The analyte was analyzed for but was not detected above the reported detection limit.
R - The sample results are rejected due to serious deficiencies in the ability to analyze the sample and meet quality control criteria. The presence or absence of the analyte cannot be verified.

Sample Type:
N - normal
FD - field duplicate

Table 29
Pine Tree Brook Sediment Analytical Results
Phase 2 Data Evaluation Summary Memorandum
Lower Neponset River
Boston and Milton, Massachusetts

					Location	24A-0159	24A-0160	24A-0161	24A-0162	24A-0163	24A-0164	24A-0165	24A-0166	24A-0167	24A-0168
					Sample Name	24A-0159-AS	24A-0160-AS	24A-0161-AS	24A-0162-AS	24A-0163-AS	24A-0164-AS	24A-0165-AS	24A-0166-AS	24A-0167-AS	24A-0168-AS
					Sample Date	10/7/2024	10/7/2024	10/7/2024	10/7/2024	10/7/2024	10/7/2024	10/8/2024	10/8/2024	10/8/2024	10/8/2024
					Sample Type	N	N	N	N	N	N	N	N	N	N
					Depth Interval	0 - 0.5 ft	0 - 0.5 ft	0 - 0.5 ft	0 - 0.5 ft	0 - 0.5 ft	0 - 0.5 ft	0 - 0.5 ft	0 - 0.5 ft	0 - 0.5 ft	0 - 0.5 ft
Analyte	Cas No.	Units	Human Health (SE)	Ecological (SE)											
Grain Size															
%CLAY	%CLAY	%			0	0	0	0	0	0	0	0	0	0	1.4
%COARSE SAND >.5-1MM (USDA classification)	%COARSESAND	%			21.7	5.0	19.3	32.5	22.8	39.6	7.5	21.5	7.7	12.3
%FINE SAND >.125-.25 mm (USDA classification)	%FINE SAND	%			10.2	48.8	6.2	2.3	0	3.6	24.7	33.8	18.5	27.0
%MEDIUM SAND >.25-5 mm (USDA classification)	%MEDIUM SAND	%			26.7	34.6	32.4	22.9	20.7	17.9	60.1	26.2	26.1	27.8
Gravel	GRAVEL	%			38.5	5.3	38.3	38.6	56.5	32.9	6.4	14.5	47.7	9.1
Hydrometer, Reading 1, Percent Passing	HYD01	%			0	0	0	0	0	0	0	0	0	4.9
Hydrometer, Reading 2, Percent Passing	HYD02	%			0	0	0	0	0	0	0	0	0	1.4
Hydrometer, Reading 3, Percent Passing	HYD03	%			0	0	0	0	0	0	0	0	0	1.4
Hydrometer, Reading 4, Percent Passing	HYD04	%			0	0	0	0	0	0	0	0	0	1.4
Hydrometer, Reading 5, Percent Passing	HYD05	%			0	0	0	0	0	0	0	0	0	1.4
Hydrometer, Reading 6, Percent Passing	HYD06	%			0	0	0	0	0	0	0	0	0	0
Hydrometer, Reading 7, Percent Passing	HYD07	%			0	0	0	0	0	0	0	0	0	0
Sand	308075-07-2	%			58.6	88.4	57.9	57.7	43.5	61.0	92.3	81.5	52.3	67.1
SIEVE NO. 10, PERCENT PASSING (2.00 mm)	SIEVE10	%			39.8	89.7	42.4	28.9	20.7	27.5	86.1	64.0	44.6	78.6
SIEVE NO. 40, PERCENT PASSING (0.425 mm)	SIEVE40	%			13.1	55.1	10.0	6.0	0	9.7	26.0	37.8	18.5	50.8
SIEVE NO. 80, PERCENT PASSING	SIEVE80	%			4.2	16.8	4.6	4.0	0	6.4	7.3	19.2	0	32.0
SIEVE, NO. 20, PERCENT PASSING (0.85 mm)	SIEVE20	%			28.7	81.9	25.2	14.1	8.9	16.1	63.7	49.7	36.7	69.2
SIEVE, NO. 60, PERCENT PASSING	SIEVE60	%			5.9	28.9	5.7	4.3	0	7.0	12.0	27.7	0.5	38.5
Sieve-U.S. Std. No. 100 (0.15mm)	SIEVEUS100	%			4.1	15.1	4.3	3.9	0	6.2	4.9	14.9	0	29.5
Sieve-U.S. Std. No. 200 (0.075mm)	SIEVEUS200	%			2.9	6.4	3.8	3.7	0	6.1	1.3	4.0	0	23.8
Sieve-U.S. Std. No. 4 (4.75mm)	SIEVEUS4	%			61.5	94.7	61.7	61.4	43.5	67.1	93.6	85.5	52.3	90.9
Sieve-US Std. 0.375-inch (9.5 mm)	SIEVE0.375IN	%			93.0	95.6	81.6	88.9	74.5	93.2	98.9	96.9	68.0	100.0
Sieve-US Std. 0.75-inch (19 mm)	SIEVE0.75IN	%			100.0	100.0	100.0	100.0	100.0	100.0	100.0	100.0	100.0	100.0
Sieve-US Std. 1.5-inch (37.5 mm)	SIEVE1.5IN	%			100.0	100.0	100.0	100.0	100.0	100.0	100.0	100.0	100.0	100.0
SIEVE-US std. 1-inch (25 mm)	SIEVE1INCH	%			100.0	100.0	100.0	100.0	100.0	100.0	100.0	100.0	100.0	100.0
SIEVE-US std. 2-inch (50 mm)	SIEVE2INCH	%			100.0	100.0	100.0	100.0	100.0	100.0	100.0	100.0	100.0	100.0
SILT	445	%			2.9	6.3	3.8	3.7	0	6.1	1.3	4.0	0	22.4
PCDD/F															
1,2,3,4,6,7,8-HpCDD	35822-46-9	pg/g	480	500	13.8	39.7	19.2	7.64	14	6.37	60.5	68.6	713	71.1
1,2,3,4,6,7,8-HpCDF	67562-39-4	pg/g	480	50	3.88 J	13.7	6.37	2.43 J	7.3	2.35 JN	20.4	29.8	245	17.7
1,2,3,4,7,8,9-HpCDF	55673-89-7	pg/g	480	50	< 0.168 U	0.898 J	< 0.258 U	< 0.252 U	0.381 JN	< 0.213 U	1.14 J	1.65 J	10.2	0.825 JN
1,2,3,4,7,8-HxCDD	39227-28-6	pg/g	48	1	0.709 J	1.23 J	0.565 J	< 0.271 U	0.523 JN	0.485 JN	1.51 J	1.41 JN	4.62 J	0.717 JN
1,2,3,4,7,8-HxCDF	70648-26-9	pg/g	48	5	0.491 JN	1.27 J	0.37 J	0.271 JN	0.923 J	< 0.207 U	1.39 JN	1.79 JN	3.34 J	0.417 JN
1,2,3,6,7,8-HxCDD	57653-85-7	pg/g	48	50	0.848 JN	1.97 J	0.981 J	< 0.27 U	1.02 J	0.54 JN	2.95 J	2.94 JN	20.1	2 JN
1,2,3,6,7,8-HxCDF	57117-44-9	pg/g	48	5	0.497 J	1.17 J	0.344 JN	0.164 JN	0.689 J	< 0.194 U	1.3 JN	1.98 J	2.24 JN	0.456 J
1,2,3,7,8,9-HxCDD	19408-74-3	pg/g	48	50	0.777 JN	1.58 J	< 0.315 U	< 0.28 U	0.934 J	0.435 J	2.38 J	2.84 J	9.66	1.24 JN
1,2,3,7,8,9-HxCDF	72918-21-9	pg/g	48	5	0.305 JN	< 0.303 U	< 0.223 U	< 0.215 U	< 0.245 U	< 0.234 U	< 0.276 U	< 0.321 U	< 0.862 U	< 0.278 U
1,2,3,7,8-PeCDD	40321-76-4	pg/g	4.8	0.5	< 0.271 U	< 0.365 U	< 0.298 U	< 0.301 U	< 0.33 U	< 0.359 U	0.765 J	0.836 J	3.22 J	< 0.323 U
1,2,3,7,8-PeCDF	57117-41-6	pg/g	160	10	< 0.121 U	< 0.156 U	< 0.203 U	< 0.239 U	< 0.171 U	< 0.2 U	< 0.252 U	< 0.192 U	0.49 J	< 0.171 U
2,3,4,6,7,8-HxCDF	60851-34-5	pg/g	48	5	0.666 J	1.6 J	0.519 J	0.456 J	0.773 JN	< 0.218 U	1.92 J	2.54 J	4.13 J	0.694 J
2,3,4,7,8-PeCDF	57117-31-4	pg/g	16	1	0.774 J	1.52 JN	0.656 JN	< 0.239 U	1.06 J	0.499 J	1.8 J	3.37 J	3.57 J	0.766 J
2,3,7,8-TCDD	1746-01-6	pg/g	4.8	0.5	< 1.96 UJ	< 1.93 UJ	< 1.97 UJ	< 1.96 UJ	< 1.93 UJ	< 1.99 UJ	< 1.97 UJ	< 1.92 UJ	0.467 JN	< 1.98 UJ
2,3,7,8-TCDF	51207-31-9	pg/g	48	10	< 0.142 U	< 0.177 U	< 0.207 U	< 0.234 U	< 0.181 U	< 0.169 U	< 0.189 U	0.685 J	< 0.275 U	0.308 JN
OCDD	3268-87-9	pg/g	16000	5000	92.4 EB	285 EB	104 EB	49.3 EB	118 EB	47.5 EB	413 EB	473 EB	6130 EB	568 EB
OCDF	39001-02-0	pg/g	16000	5000	6.55 J	28 J	14.5 J	3.93 J	9.48 J	4.01 J	42.4 J	58 J	1510 J	69.6 J
Total HpCDD	RA_Total_HpCDD	pg/g			25.7	74.9	35.7	17.84	27	12.12	115.7	148.5	1052	119.6
Total HpCDF	RA_Total_HpCDF	pg/g			8.05	31.498	13.31	5.61	13.641	5.03	48.54	67.078	1100.2	52.825
Total HxCDD	RA_Total_HxCDD	pg/g	100		5.324	14.03	4.676	2.034 U	6.677	3.322	20.46	24.181	143.04	11.127
Total HxCDF	RA_Total_HxCDF	pg/g			7.178	24.13	7.159	4.737	11.725	3.833 U	32.3	44.695	298.77	14.577
Total PeCDD	RA_Total_PeCDD	pg/g			< 0.271 U	1.02 U	< 0.298 U	< 0.301 U	< 0.33 U	< 0.359 U	2.115	5.804	45.368	< 0.323 U
Total PeCDF	RA_Total_PeCDF	pg/g			7.504	20.924	6.208	3.5 U	11.281	5.255	27.394	42.577	82.75	8.824
Total TCDD	RA_Total_TCDD	pg/g			< 1.96 U	< 1.93 U	< 1.97 U	< 1.96 U	< 1.93 U	< 1.99 U	< 1.97 U	< 1.92 U	54.767	3.466 U
Total TCDF	RA_Total_TCDF	pg/g			0.581 U	4.549 U	0.652 U	< 0.234 U	2.291 U	0.433 U	5.14 U	14.617	48.745 U	9.21
Total PCDD/F TEQ (Bird)	RA-TEQ-B-DF	pg/g			1.154025	2.38018	0.91211	0.126363	1.531808	0.607171	3.69044	6.3421	13.704	1.73066
Total PCDD/F TEQ (Fish)	RA-TEQ-F-DF	pg/g			1.016145	2.03148	0.83836	0.126363	1.153098	0.536771	3.25574	4.38525	13.1041	1.26611
Total PCDD/F TEQ (Mammal)	RA-TEQ-M-DF	pg/g			0.867985	1.97488	0.76595	0.205769	1.059254	0.398353	3.40702	4.4253	21.1557	1.90053
PCB Congeners															
PCB-001	2051-60-7	ng/g	230	14	0.475 J	< 0.0331 UJ	< 0.0339 UJ	0.716 J	< 0.0332 UJ	< 0.0342 UJ	0.45 J	1.11 J	< 0.0334 UJ	0.186 J
PCB-002	2051-61-8	ng/g	230	14	< 0.0474 U	< 0.0464 U	< 0.0475 U	< 0.0471 U	< 0.0466 U	< 0.0479 U	< 0.0476 U	< 0.0462 U	< 0.0468 U	< 0.0476 U
PCB-003	2051-62-9	ng/g	230	14	< 0.0487 UJ	< 0.0478 UJ	< 0.0488 UJ	< 0.0485 UJ	< 0.0479 UJ	< 0.0493 UJ	< 0.049 UJ	0.595 J	< 0.0481 UJ	< 0.049 UJ
PCB-004/010	PCB-4/10	ng/g	230	14	1.45 J	0.624 J	1.12 J	3.51 J	0.68 J	< 0.0861 UJ	1.49 J	2.89 J	0.868 J	1.23 J
PCB-005/008	PCB-5/8	ng/g	230	14	0.956 J	0.383 J	0.825 J	2.19 J	0.476 J	0.338 J	1.13 J	2.09 J	0.517 J	0.666 J
PCB-006	25569-80-6	ng/g	230	14	0.983 J	< 0.0449 UJ	0.311 J	1.45 J	0.519 J	< 0.0463 UJ	0.61 J	1.78 J	0.376 J	0.324 J
PCB-007/009	PCB-7/9	ng/g	230	14	< 0.0861 U	< 0.0844 U	< 0.0863 U	< 0.0857 U	< 0.0847 U	< 0.0871 U	< 0.0865 U	< 0.084 U	< 0.085 U	< 0.0866 U
PCB-011	2050-67-1	ng/g	230	14	< 0.0448 U	< 0.0439 U	< 0.0449 U	< 0.0446 U	< 0.0441 U	< 0.0453 U	< 0.045 U	< 0.0437 U	< 0.0442 U	< 0.0451 U
PCB-012/013	PCB-12/13	ng/g	230	14	< 0.111 U	< 0.109 U	< 0.111 U	< 0.111 U	< 0.109 U	< 0.113 U	< 0.112 U	< 0.108 U	< 0.11 U	< 0.112 U
PCB-014	34883-41-5	ng/g	230	14	< 0.0438 U	< 0.043 U	< 0.0439 U	< 0.0436 U	< 0.0431 U	< 0.0443 U	< 0.044 U	< 0.0427 U	< 0.0433 U	< 0.0441 U
PCB-015	2050-68-2	ng/g	230	14	< 0.0403 UJ	0.506 J	1.21 J	1.06 J	< 0.0396 UJ	< 0.0408 UJ	0.958 J	0.404 J	< 0.0398 UJ	< 0.0405 UJ

Table 29
Pine Tree Brook Sediment Analytical Results
Phase 2 Data Evaluation Summary Memorandum
Lower Neponset River
Boston and Milton, Massachusetts

					Location	24A-0159	24A-0160	24A-0161	24A-0162	24A-0163	24A-0164	24A-0165	24A-0166	24A-0167	24A-0168
					Sample Name	24A-0159-AS	24A-0160-AS	24A-0161-AS	24A-0162-AS	24A-0163-AS	24A-0164-AS	24A-0165-AS	24A-0166-AS	24A-0167-AS	24A-0168-AS
					Sample Date	10/7/2024	10/7/2024	10/7/2024	10/7/2024	10/7/2024	10/7/2024	10/8/2024	10/8/2024	10/8/2024	10/8/2024
					Sample Type	N	N	N	N	N	N	N	N	N	N
					Depth Interval	0 - 0.5 ft	0 - 0.5 ft	0 - 0.5 ft	0 - 0.5 ft	0 - 0.5 ft	0 - 0.5 ft	0 - 0.5 ft	0 - 0.5 ft	0 - 0.5 ft	0 - 0.5 ft
Analyte	Cas No.	Units	Human Health (SE)	Ecological (SE)											
PCB-016/032	PCB-16/32	ng/g	230	14	1.17 J	1.18 J	3.21 J	2.75 J	0.974 J	0.59 J	2.49 J	2.56 J	1.46 J	2.65 J
PCB-017	37680-66-3	ng/g	230	14	0.656	2.46	1.4	1.81	0.901	< 0.0545 U	3.79	1.75	2.14	1.16
PCB-018	37680-65-2	ng/g	230	14	1.28 J	0.71 J	0.498 J	1.65 J	0.807 J	0.426 J	0.935 J	2.45 J	0.614 J	0.346 J
PCB-019	38444-73-4	ng/g	230	14	0.591 J	0.75 J	1.77 J	1.4 J	< 0.0417 UJ	< 0.0429 UJ	0.969 J	0.973 J	0.889 J	1.38 J
PCB-020/021/033	PCB-20/21/33	ng/g	230	14	< 0.14 U	84.4 J	< 0.14 U	< 0.139 U	< 0.137 U	< 0.141 U	175 J	< 0.136 U	< 0.138 U	< 0.141 U
PCB-022	38444-85-8	ng/g	230	14	< 0.0464 U	< 0.0455 U	< 0.0465 U	0.281	< 0.0456 U	< 0.0469 U	< 0.0466 U	0.351	< 0.0458 U	< 0.0467 U
PCB-023/034	PCB-23/34	ng/g	230	14	< 0.0818 U	< 0.0801 U	< 0.0819 U	< 0.0814 U	< 0.0804 U	< 0.0827 U	< 0.0821 U	< 0.0797 U	< 0.0807 U	< 0.0822 U
PCB-024/027	PCB-24/27	ng/g	230	14	0.133 J	0.452 J	0.752 J	0.477 J	< 0.0926 UJ	< 0.0952 UJ	0.384 J	0.373 J	0.34 J	0.411 J
PCB-025	55712-37-3	ng/g	230	14	0.382 J	< 0.0455 UJ	0.374 J	0.516 J	0.257 J	< 0.0469 UJ	0.657 J	0.74 J	0.47 J	< 0.0467 UJ
PCB-026	38444-81-4	ng/g	230	14	0.823 J	0.629 J	0.788 J	1.18 J	0.565 J	< 0.0384 UJ	0.732 J	1.59 J	0.607 J	0.476 J
PCB-028	7012-37-5	ng/g	230	14	0.704 J	0.641 J	1.1 J	0.742 J	0.801 J	0.392 J	0.872 J	1.01 J	0.603 J	0.73 J
PCB-029	15862-07-4	ng/g	230	14	< 0.0574 U	< 0.0563 U	< 0.0575 U	< 0.0571 U	< 0.0564 U	< 0.058 U	< 0.0576 U	< 0.056 U	< 0.0567 U	< 0.0577 U
PCB-030	35693-92-6	ng/g	230	14	< 0.0572 U	< 0.0561 U	< 0.0573 U	< 0.0569 U	< 0.0562 U	< 0.0578 U	< 0.0574 U	< 0.0558 U	< 0.0565 U	< 0.0575 U
PCB-031	16606-02-3	ng/g	230	14	1.23 J	0.931 J	0.977 J	1.88 J	0.944 J	0.509 J	1.05 J	2.34 J	0.514 J	0.483 J
PCB-035	37680-69-6	ng/g	230	14	< 0.0537 U	< 0.0526 U	< 0.0538 U	< 0.0534 U	< 0.0528 U	< 0.0543 U	< 0.0539 U	< 0.0523 U	< 0.053 U	< 0.054 U
PCB-036	38444-87-0	ng/g	230	14	< 0.0425 U	< 0.0416 U	< 0.0425 U	< 0.0423 U	< 0.0417 U	< 0.0429 U	< 0.0426 U	< 0.0414 U	< 0.0419 U	< 0.0427 U
PCB-037	38444-90-5	ng/g	230	14	< 0.0499 U	< 0.0489 U	< 0.05 U	< 0.0497 U	< 0.0491 U	< 0.0505 U	< 0.0501 U	< 0.0487 U	< 0.0493 U	< 0.0502 U
PCB-038	53555-66-1	ng/g	230	14	< 0.0637 U	< 0.0624 U	< 0.0638 U	< 0.0634 U	< 0.0626 U	< 0.0644 U	< 0.064 U	< 0.0621 U	< 0.0629 U	< 0.0641 U
PCB-039	38444-88-1	ng/g	230	14	< 0.0411 U	< 0.0403 U	< 0.0412 U	< 0.0409 U	< 0.0404 U	< 0.0415 U	< 0.0413 U	< 0.0401 U	< 0.0406 U	< 0.0413 U
PCB-040	38444-93-8	ng/g	230	14	< 0.0493 U	< 0.0484 U	< 0.0494 U	< 0.0491 U	< 0.0485 U	< 0.0499 U	< 0.0496 U	< 0.0481 U	< 0.0487 U	< 0.0496 U
PCB-041/064	PCB-41/64	ng/g	230	14	0.2 J	0.424 J	0.408 J	0.328 J	< 0.0814 UJ	< 0.0837 UJ	0.365 J	0.411 J	0.267 J	0.184 J
PCB-042	36559-22-5	ng/g	230	14	< 0.104 U	0.254	< 0.104 U	0.252	< 0.102 U	< 0.105 U	0.376	< 0.101 U	< 0.102 U	< 0.104 U
PCB-043/049	PCB-43/49	ng/g	230	14	0.581	0.852	1.34	0.99	0.755	0.347	1.11	1.25	0.926	0.994
PCB-044	41464-39-5	ng/g	230	14	0.349 J	0.538 J	0.449 J	0.365 J	0.453 J	< 0.0608 UJ	0.583 J	0.746 J	0.345 J	0.283 J
PCB-045	70362-45-7	ng/g	230	14	< 0.0423 U	< 0.0414 U	< 0.0423 U	< 0.0421 U	< 0.0416 U	< 0.0427 U	< 0.0424 U	< 0.0412 U	< 0.0417 U	< 0.0425 U
PCB-046	41464-47-5	ng/g	230	14	< 0.0472 U	< 0.0462 U	< 0.0473 U	< 0.047 U	< 0.0464 U	< 0.0477 U	< 0.0474 U	< 0.046 U	< 0.0466 U	< 0.0475 U
PCB-047/048/075	PCB-47/48/75	ng/g	230	14	0.25 J	0.523 J	1.1 J	0.73 J	0.249 J	< 0.188 UJ	0.834 J	0.668 J	0.471 J	0.771 J
PCB-050	62796-65-0	ng/g	230	14	< 0.0562 U	< 0.0551 U	< 0.0563 U	< 0.056 U	< 0.0553 U	< 0.0569 U	< 0.0565 U	< 0.0548 U	< 0.0555 U	< 0.0565 U
PCB-051	68194-04-7	ng/g	230	14	< 0.0474 UJ	< 0.0464 UJ	0.398 J	0.302 J	< 0.0466 UJ	< 0.0479 UJ	0.348 J	0.226 J	0.235 J	0.327 J
PCB-052/073	PCB-52/73	ng/g	230	14	0.785 J	0.974 J	1.28 J	1.03 J	0.647 J	0.43 J	1.17 J	1.41 J	0.814 J	0.792 J
PCB-053	41464-41-9	ng/g	230	14	0.273 J	0.353 J	0.607 J	0.401 J	< 0.0417 UJ	< 0.0429 UJ	0.456 J	0.5 J	0.327 J	0.437 J
PCB-054	15968-05-5	ng/g	230	14	< 0.0472 U	< 0.0462 U	< 0.0473 U	< 0.047 U	< 0.0464 U	< 0.0477 U	< 0.0474 U	< 0.046 U	< 0.0466 U	< 0.0475 U
PCB-055	74338-24-2	ng/g	230	14	< 0.0782 U	< 0.0767 U	< 0.0784 U	< 0.0779 U	< 0.0769 U	< 0.0791 U	< 0.0786 U	< 0.0763 U	< 0.0772 U	< 0.0787 U
PCB-056/060	PCB-56/60	ng/g	230	14	< 0.169 U	< 0.166 U	< 0.169 U	< 0.168 U	< 0.166 U	< 0.171 U	< 0.17 U	< 0.165 U	< 0.167 U	< 0.17 U
PCB-057	70424-67-8	ng/g	230	14	< 0.0417 U	< 0.0408 U	< 0.0417 U	< 0.0415 U	< 0.041 U	< 0.0421 U	< 0.0419 U	< 0.0406 U	< 0.0411 U	< 0.0419 U
PCB-058	41464-49-7	ng/g	230	14	< 0.0527 U	< 0.0516 U	< 0.0528 U	< 0.0524 U	< 0.0518 U	< 0.0533 U	< 0.0529 U	< 0.0514 U	< 0.052 U	< 0.053 U
PCB-059	74472-33-6	ng/g	230	14	< 0.0716 U	< 0.0701 U	< 0.0717 U	0.149 J	< 0.0704 U	< 0.0724 U	< 0.0719 U	< 0.0698 U	< 0.0706 U	< 0.072 U
PCB-061/074	PCB-61/74	ng/g	230	14	< 0.0883 UJ	0.237 J	0.254 J	< 0.0878 UJ	< 0.0868 UJ	< 0.0893 UJ	0.241 J	0.222 J	0.195 J	< 0.0888 UJ
PCB-062	54230-22-7	ng/g	230	14	< 0.0476 U	< 0.0466 U	< 0.0477 U	< 0.0473 U	< 0.0468 U	< 0.0481 U	< 0.0478 U	< 0.0464 U	< 0.047 U	< 0.0478 U
PCB-063	74472-34-7	ng/g	230	14	< 0.0383 U	< 0.0376 U	< 0.0384 U	< 0.0381 U	< 0.0377 U	< 0.0388 U	< 0.0385 U	< 0.0374 U	< 0.0378 U	< 0.0386 U
PCB-065	33284-54-7	ng/g	230	14	< 0.0664 U	< 0.0651 U	< 0.0666 U	< 0.0661 U	< 0.0653 U	< 0.0672 U	< 0.0667 U	< 0.0648 U	< 0.0656 U	< 0.0668 U
PCB-066/080	PCB-66/80	ng/g	230	14	< 0.093 UJ	0.55 J	0.335 J	0.23 J	0.459 J	< 0.094 UJ	0.335 J	0.245 J	0.277 J	0.215 J
PCB-067	73575-53-8	ng/g	230	14	< 0.0603 U	< 0.0591 U	< 0.0605 U	< 0.0601 U	< 0.0593 U	< 0.061 U	< 0.0606 U	< 0.0588 U	< 0.0596 U	< 0.0607 U
PCB-068	73575-52-7	ng/g	230	14	< 0.0704 U	< 0.069 U	< 0.0705 U	< 0.07 U	< 0.0692 U	< 0.0712 U	< 0.0707 U	< 0.0686 U	< 0.0695 U	< 0.0708 U
PCB-069	60233-24-1	ng/g	230	14	< 0.0527 U	< 0.0516 U	< 0.0528 U	< 0.0524 U	< 0.0518 U	< 0.0533 U	< 0.0529 U	< 0.0514 U	< 0.052 U	< 0.053 U
PCB-070	32598-11-1	ng/g	230	14	< 0.0462 U	0.435	0.282	< 0.046 U	0.374	< 0.0467 U	0.439	0.246	0.234	0.221
PCB-071	41464-46-4	ng/g	230	14	0.208 J	0.289 J	0.504 J	0.308 J	< 0.0603 UJ	< 0.062 UJ	0.366 J	0.341 J	0.31 J	0.317 J
PCB-072	41464-42-0	ng/g	230	14	< 0.0545 U	< 0.0534 U	< 0.0545 U	< 0.0542 U	< 0.0535 U	< 0.0551 U	< 0.0547 U	< 0.0531 U	< 0.0537 U	< 0.0548 U
PCB-076	70362-48-0	ng/g	230	14	< 0.0778 U	< 0.0763 U	< 0.078 U	< 0.0775 U	< 0.0765 U	< 0.0787 U	< 0.0782 U	< 0.0759 U	< 0.0768 U	< 0.0783 U
PCB-077	32598-13-3	ng/g	38	14	< 0.0391 U	< 0.0383 U	< 0.0392 U	< 0.0389 U	< 0.0385 U	< 0.0396 U	< 0.0393 U	< 0.0381 U	< 0.0386 U	< 0.0393 U
PCB-078	70362-49-1	ng/g	230	14	< 0.081 U	< 0.0794 U	< 0.0811 U	< 0.0806 U	< 0.0796 U	< 0.0819 U	< 0.0813 U	< 0.079 U	< 0.0799 U	< 0.0815 U
PCB-079	41464-48-6	ng/g	230	14	< 0.0454 U	< 0.0445 U	< 0.0455 U	< 0.0452 U	< 0.0446 U	< 0.0459 U	< 0.0456 U	< 0.0443 U	< 0.0448 U	< 0.0457 U
PCB-081	70362-50-4	ng/g	12	14	< 0.0719 U	< 0.0705 U	< 0.0721 U	< 0.0716 U	< 0.0707 U	< 0.0728 U	< 0.0723 U	< 0.0702 U	< 0.071 U	< 0.0724 U
PCB-082	52663-62-4	ng/g	230	14	< 0.0765 U	< 0.0749 U	< 0.0766 U	< 0.0761 U	< 0.0752 U	< 0.0773 U	< 0.0768 U	< 0.0746 U	< 0.0755 U	< 0.0769 U
PCB-083/109	PCB-83/109	ng/g	230	14	< 0.175 U	< 0.172 U	< 0.176 U	< 0.175 U	< 0.172 U	< 0.177 U	< 0.176 U	< 0.171 U	< 0.173 U	< 0.176 U
PCB-084	52663-60-2	ng/g	230	14	< 0.069 U	< 0.0676 U	< 0.0691 U	< 0.0687 U	< 0.0678 U	< 0.0698 U	< 0.0693 U	< 0.0673 U	< 0.0681 U	< 0.0694 U
PCB-085/120	PCB-85/120	ng/g	230	14	< 0.113 U	< 0.111 U	< 0.113 U	< 0.112 U	< 0.111 U	< 0.114 U	< 0.113 U	< 0.11 U	< 0.111 U	< 0.113 U
PCB-086/097	PCB-86/97	ng/g	230	14	< 0.13 U	< 0.127 U	< 0.13 U	< 0.129 U	< 0.128 U	< 0.131 U	< 0.13 U	< 0.127 U	< 0.128 U	< 0.131 U
PCB-087/115/116	PCB-87/115/116	ng/g	230	14	< 0.318 U	< 0.312 U	< 0.319 U	< 0.317 U	< 0.313 U	< 0.322 U	< 0.32 U	< 0.311 U	< 0.314 U	< 0.32 U
PCB-088/121	PCB-88/121	ng/g	230	14	< 0.157 U	< 0.154 U	< 0.157 U	< 0.156 U	< 0.154 U	< 0.159 U	< 0.158 U	< 0.153 U	< 0.155 U	< 0.158 U
PCB-089/090/101	PCB-89/90/101	ng/g	230	14	< 0.112 U	0.562	< 0.112 U	< 0.111 U	< 0.11 U	< 0.113 U	0.623	0.567	0.398	0.29
PCB-091	68194-05-8	ng/g	230	14	< 0.0686 U	< 0.0672 U	< 0.0687 U	< 0.0683 U	< 0.0675 U	< 0.0694 U	< 0.0689 U	< 0.0669 U	< 0.0677 U	< 0.069 U
PCB-092	52663-61-3	ng/g	230	14	< 0.0287 U	< 0.0281 U	< 0.0288 U	< 0.0286 U	< 0.0282 U	< 0.029 U	< 0.0288 U	< 0.028 U	< 0.0283 U	< 0.0289 U
PCB-093/095	PCB-93/95	ng/g	230	14	< 0.0863 U	0.482	< 0.0865 U	< 0.0859 U	< 0.0849 U	< 0.0873 U	0.503	0.453	< 0.0852 U	< 0.0868 U
PCB-094	73575-55-0	ng/g	230	14	< 0.0468 U	< 0.0459 U	< 0.0469 U	< 0.0466 U	< 0.046 U	< 0.0473 U	< 0.047 U	< 0.0456 U	< 0.0462 U	< 0.0471 U
PCB-096	73575-54-9	ng/g	230	14	< 0.0602 U	< 0.059 U	< 0.0603 U	< 0.0599 U	< 0.0591 U	< 0.0608 U	< 0.0604 U	< 0.0587 U	< 0.0594 U	< 0.0605 U
PCB-098/102	PCB-98/102	ng/g	230	14	< 0.0987 U	< 0.0967 U	< 0.0989 U	< 0.0982 U	< 0.097 U	< 0.0998 U	< 0.0991 U	< 0.0962 U	< 0.0974 U	< 0.0993 U
PCB-099	38380-01-7	ng/g	230	14	< 0.0464 UJ	< 0.0455 UJ	< 0.0465 UJ	< 0.0462 UJ	< 0.0456 UJ	< 0.0469 UJ	0.287 J	0.278 J	0.263 J	< 0.0467 UJ
PCB-100	39485-83-1	ng/g	230	14	< 0.0574 U	< 0.0563 U	< 0.0575 U	< 0.0571 U	< 0.0564 U	< 0.058 U	< 0.0576 U	< 0.056 U	< 0.0567 U	< 0.0577 U

Table 29
Pine Tree Brook Sediment Analytical Results
Phase 2 Data Evaluation Summary Memorandum
Lower Neponset River
Boston and Milton, Massachusetts

					Location	24A-0159	24A-0160	24A-0161	24A-0162	24A-0163	24A-0164	24A-0165	24A-0166	24A-0167	24A-0168
					Sample Name	24A-0159-AS	24A-0160-AS	24A-0161-AS	24A-0162-AS	24A-0163-AS	24A-0164-AS	24A-0165-AS	24A-0166-AS	24A-0167-AS	24A-0168-AS
					Sample Date	10/7/2024	10/7/2024	10/7/2024	10/7/2024	10/7/2024	10/7/2024	10/8/2024	10/8/2024	10/8/2024	10/8/2024
					Sample Type	N	N	N	N	N	N	N	N	N	N
					Depth Interval	0 - 0.5 ft	0 - 0.5 ft	0 - 0.5 ft	0 - 0.5 ft	0 - 0.5 ft	0 - 0.5 ft	0 - 0.5 ft	0 - 0.5 ft	0 - 0.5 ft	0 - 0.5 ft
Analyte	Cas No.	Units	Human Health (SE)	Ecological (SE)											
PCB-103	60145-21-3	ng/g	230	14	< 0.058 U	< 0.0568 U	< 0.0581 U	< 0.0577 U	< 0.057 U	< 0.0586 U	< 0.0582 U	< 0.0565 U	< 0.0572 U	< 0.0583 U
PCB-104	56558-16-8	ng/g	230	14	< 0.0444 U	< 0.0435 U	< 0.0445 U	< 0.0442 U	< 0.0437 U	< 0.0449 U	< 0.0446 U	< 0.0433 U	< 0.0438 U	< 0.0447 U
PCB-105/127	PCB-105/127	ng/g	120	14	< 0.0698 U	< 0.0684 U	< 0.0699 U	< 0.0695 U	< 0.0686 U	< 0.0706 U	< 0.0701 U	< 0.068 U	< 0.0689 U	< 0.0702 U
PCB-106/118	PCB-106/118	ng/g	120	14	< 0.141 U	0.42	0.292	< 0.14 U	< 0.138 U	< 0.142 U	0.539	0.467	0.506	0.251
PCB-107/108	PCB-107/108	ng/g	230	14	< 0.126 U	< 0.123 U	< 0.126 U	< 0.125 U	< 0.124 U	< 0.127 U	< 0.126 U	< 0.123 U	< 0.124 U	< 0.127 U
PCB-110	38380-03-9	ng/g	230	14	< 0.0468 U	0.568	0.487	0.234	0.429	< 0.0473 U	0.787	0.763	0.692	0.391
PCB-111/117	PCB-111/117	ng/g	230	14	< 0.283 U	< 0.277 U	< 0.284 U	< 0.282 U	< 0.278 U	< 0.286 U	< 0.284 U	< 0.276 U	< 0.279 U	< 0.285 U
PCB-112	74472-36-9	ng/g	230	14	< 0.0572 U	< 0.0561 U	< 0.0573 U	< 0.0569 U	< 0.0562 U	< 0.0578 U	< 0.0574 U	< 0.0558 U	< 0.0565 U	< 0.0575 U
PCB-113	68194-10-5	ng/g	230	14	< 0.0474 U	< 0.0464 U	< 0.0475 U	< 0.0471 U	< 0.0466 U	< 0.0479 U	< 0.0476 U	< 0.0462 U	< 0.0468 U	< 0.0476 U
PCB-114	74472-37-0	ng/g	120	14	< 0.0737 U	< 0.0722 U	< 0.0738 U	< 0.0734 U	< 0.0725 U	< 0.0745 U	< 0.074 U	< 0.0719 U	< 0.0728 U	< 0.0741 U
PCB-119	56558-17-9	ng/g	230	14	< 0.0568 U	< 0.0557 U	< 0.0569 U	< 0.0565 U	< 0.0559 U	< 0.0575 U	< 0.0571 U	< 0.0554 U	< 0.0561 U	< 0.0571 U
PCB-122	76842-07-4	ng/g	230	14	< 0.0814 U	< 0.0798 U	< 0.0815 U	< 0.081 U	< 0.08 U	< 0.0823 U	< 0.0817 U	< 0.0794 U	< 0.0803 U	< 0.0819 U
PCB-123	65510-44-3	ng/g	120	14	< 0.0631 U	< 0.0618 U	< 0.0632 U	< 0.0628 U	< 0.062 U	< 0.0638 U	< 0.0634 U	< 0.0615 U	< 0.0623 U	< 0.0635 U
PCB-124	70424-70-3	ng/g	230	14	< 0.0354 U	< 0.0347 U	< 0.0354 U	< 0.0352 U	< 0.0348 U	< 0.0358 U	< 0.0355 U	< 0.0345 U	< 0.0349 U	< 0.0356 U
PCB-125	74472-39-2	ng/g	230	14	< 0.0432 U	< 0.0424 U	< 0.0433 U	< 0.043 U	< 0.0425 U	< 0.0437 U	< 0.0434 U	< 0.0422 U	< 0.0427 U	< 0.0435 U
PCB-126	57465-28-8	ng/g	0.036	14	< 0.0507 U	< 0.0497 U	< 0.0508 U	< 0.0505 U	< 0.0499 U	< 0.0513 U	< 0.0509 U	< 0.0495 U	< 0.0501 U	< 0.051 U
PCB-128	38380-07-3	ng/g	230	14	< 0.07 U	< 0.0686 U	< 0.0701 U	< 0.0696 U	< 0.0688 U	< 0.0708 U	< 0.0703 U	< 0.0682 U	< 0.0691 U	< 0.0704 U
PCB-129	55215-18-4	ng/g	230	14	< 0.0967 U	< 0.0948 U	< 0.0969 U	< 0.0963 U	< 0.0951 U	< 0.0978 U	< 0.0971 U	< 0.0943 U	< 0.0955 U	< 0.0973 U
PCB-130	52663-66-8	ng/g	230	14	< 0.0955 U	< 0.0936 U	< 0.0957 U	< 0.0951 U	< 0.0939 U	< 0.0966 U	< 0.0959 U	< 0.0932 U	< 0.0943 U	< 0.0961 U
PCB-131/142	PCB-131/142	ng/g	230	14	< 0.0214 U	< 0.021 U	< 0.0215 U	< 0.0213 U	< 0.0211 U	< 0.0217 U	< 0.0215 U	< 0.0209 U	< 0.0211 U	< 0.0216 U
PCB-132/168	PCB-132/168	ng/g	230	14	< 0.141 U	< 0.139 U	< 0.142 U	< 0.141 U	< 0.139 U	< 0.143 U	0.372	0.347	< 0.14 U	< 0.142 U
PCB-133	35694-04-3	ng/g	230	14	< 0.102 U	< 0.1 U	< 0.103 U	< 0.102 U	< 0.101 U	< 0.104 U	< 0.103 U	< 0.0999 U	< 0.101 U	< 0.103 U
PCB-134	52704-70-8	ng/g	230	14	< 0.136 U	< 0.133 U	< 0.136 U	< 0.135 U	< 0.134 U	< 0.138 U	< 0.137 U	< 0.133 U	< 0.134 U	< 0.137 U
PCB-135/144	PCB-135/144	ng/g	230	14	< 0.114 U	< 0.111 U	< 0.114 U	< 0.113 U	< 0.112 U	< 0.115 U	< 0.114 U	< 0.111 U	< 0.112 U	< 0.114 U
PCB-136	38411-22-2	ng/g	230	14	< 0.0796 UJ	< 0.078 UJ	< 0.0798 UJ	< 0.0792 UJ	< 0.0783 UJ	< 0.0805 UJ	< 0.08 UJ	0.12 J	< 0.0786 UJ	< 0.0801 UJ
PCB-137	35694-06-5	ng/g	230	14	< 0.13 U	< 0.127 U	< 0.13 U	< 0.129 U	< 0.128 U	< 0.131 U	< 0.13 U	< 0.127 U	< 0.128 U	< 0.13 U
PCB-138/163/164	PCB-138/163/164	ng/g	230	14	< 0.136 UJ	0.623 J	0.33 J	0.149 J	0.471 J	< 0.137 UJ	0.975 J	1.01 J	0.507 J	0.404 J
PCB-139/149	PCB-139/149	ng/g	230	14	< 0.158 UJ	0.405 J	< 0.158 UJ	< 0.157 UJ	0.243 J	< 0.159 UJ	0.57 J	0.693 J	0.369 J	0.213 J
PCB-140	59291-64-4	ng/g	230	14	< 0.0629 U	< 0.0617 U	< 0.063 U	< 0.0626 U	< 0.0619 U	< 0.0636 U	< 0.0632 U	< 0.0613 U	< 0.0621 U	< 0.0633 U
PCB-141	52712-04-6	ng/g	230	14	< 0.118 UJ	< 0.116 UJ	< 0.118 UJ	< 0.118 UJ	< 0.116 UJ	< 0.119 UJ	< 0.119 UJ	< 0.115 UJ	< 0.117 UJ	< 0.119 UJ
PCB-143	68194-15-0	ng/g	230	14	< 0.0633 U	< 0.062 U	< 0.0634 U	< 0.063 U	< 0.0622 U	< 0.064 U	< 0.0636 U	< 0.0617 U	< 0.0625 U	< 0.0637 U
PCB-145	74472-40-5	ng/g	230	14	< 0.079 U	< 0.0774 U	< 0.0792 U	< 0.0786 U	< 0.0777 U	< 0.0799 U	< 0.0794 U	< 0.0771 U	< 0.078 U	< 0.0795 U
PCB-146	51908-16-8	ng/g	230	14	< 0.0564 U	< 0.0553 U	< 0.0565 U	< 0.0561 U	< 0.0555 U	< 0.0571 U	< 0.0567 U	< 0.055 U	< 0.0557 U	< 0.0567 U
PCB-147	68194-13-8	ng/g	230	14	< 0.0765 U	< 0.0749 U	< 0.0766 U	< 0.0761 U	< 0.0752 U	< 0.0773 U	< 0.0768 U	< 0.0746 U	< 0.0755 U	< 0.0769 U
PCB-148	74472-41-6	ng/g	230	14	< 0.0682 U	< 0.0669 U	< 0.0683 U	< 0.0679 U	< 0.0671 U	< 0.069 U	< 0.0685 U	< 0.0665 U	< 0.0673 U	< 0.0686 U
PCB-150	68194-08-1	ng/g	230	14	< 0.0782 U	< 0.0767 U	< 0.0784 U	< 0.0779 U	< 0.0769 U	< 0.0791 U	< 0.0786 U	< 0.0763 U	< 0.0772 U	< 0.0787 U
PCB-151	52663-63-5	ng/g	230	14	< 0.0605 UJ	< 0.0593 UJ	< 0.0607 UJ	< 0.0603 UJ	< 0.0595 UJ	< 0.0612 UJ	< 0.0608 UJ	0.166 J	< 0.0598 UJ	< 0.0609 UJ
PCB-152	68194-09-2	ng/g	230	14	< 0.0865 U	< 0.0848 U	< 0.0866 U	< 0.0861 U	< 0.085 U	< 0.0875 U	< 0.0869 U	< 0.0843 U	< 0.0854 U	< 0.087 U
PCB-153	35065-27-1	ng/g	230	14	< 0.0438 UJ	0.481 J	0.19 J	0.107 J	0.259 J	0.214 J	0.649 J	0.72 J	0.431 J	0.321 J
PCB-154	60145-22-4	ng/g	230	14	< 0.0499 U	< 0.0489 U	< 0.05 U	< 0.0497 U	< 0.0491 U	< 0.0505 U	< 0.0501 U	< 0.0487 U	< 0.0493 U	< 0.0502 U
PCB-155	33979-03-2	ng/g	230	14	< 0.0421 U	< 0.0412 U	< 0.0421 U	< 0.0419 U	< 0.0414 U	< 0.0425 U	< 0.0422 U	< 0.041 U	< 0.0415 U	< 0.0423 U
PCB-156	38380-08-4	ng/g	120	14	< 0.0609 U	< 0.0597 U	< 0.061 U	< 0.0606 U	< 0.0599 U	< 0.0616 U	< 0.0612 U	< 0.0594 U	< 0.0601 U	< 0.0613 U
PCB-157	69782-90-7	ng/g	120	14	< 0.0584 U	< 0.0572 U	< 0.0585 U	< 0.0581 U	< 0.0574 U	< 0.059 U	< 0.0586 U	< 0.0569 U	< 0.0576 U	< 0.0587 U
PCB-158/160	PCB-158/160	ng/g	230	14	< 0.123 U	< 0.121 U	< 0.123 U	< 0.122 U	< 0.121 U	< 0.124 U	< 0.124 U	< 0.12 U	< 0.121 U	< 0.124 U
PCB-159	39635-35-3	ng/g	230	14	< 0.0694 U	< 0.068 U	< 0.0695 U	< 0.0691 U	< 0.0682 U	< 0.0702 U	< 0.0697 U	< 0.0677 U	< 0.0685 U	< 0.0698 U
PCB-161	74472-43-8	ng/g	230	14	< 0.0655 U	< 0.0642 U	< 0.0656 U	< 0.0651 U	< 0.0644 U	< 0.0662 U	< 0.0657 U	< 0.0638 U	< 0.0646 U	< 0.0658 U
PCB-162	39635-34-2	ng/g	230	14	< 0.067 U	< 0.0657 U	< 0.0672 U	< 0.0667 U	< 0.0659 U	< 0.0678 U	< 0.0673 U	< 0.0654 U	< 0.0662 U	< 0.0674 U
PCB-165	74472-46-1	ng/g	230	14	< 0.0938 U	< 0.0919 U	< 0.0939 U	< 0.0933 U	< 0.0922 U	< 0.0948 U	< 0.0942 U	< 0.0914 U	< 0.0926 U	< 0.0943 U
PCB-166	41411-63-6	ng/g	230	14	< 0.0839 U	< 0.0823 U	< 0.0841 U	< 0.0835 U	< 0.0825 U	< 0.0849 U	< 0.0843 U	< 0.0818 U	< 0.0828 U	< 0.0844 U
PCB-167	52663-72-6	ng/g	120	14	< 0.0574 U	< 0.0563 U	< 0.0575 U	< 0.0571 U	< 0.0564 U	< 0.058 U	< 0.0576 U	< 0.056 U	< 0.0567 U	< 0.0577 U
PCB-169	32774-16-6	ng/g	0.12	14	< 0.0507 U	< 0.0497 U	< 0.0508 U	< 0.0505 U	< 0.0499 U	< 0.0513 U	< 0.0509 U	< 0.0495 U	< 0.0501 U	< 0.051 U
PCB-170/190	PCB-170/190	ng/g	230	14	< 0.295 UJ	< 0.289 UJ	< 0.295 UJ	< 0.293 UJ	< 0.29 UJ	< 0.298 UJ	< 0.296 UJ	0.577 J	< 0.291 UJ	< 0.297 UJ
PCB-171	52663-71-5	ng/g	230	14	< 0.0659 U	< 0.0645 U	< 0.066 U	< 0.0655 U	< 0.0648 U	< 0.0666 U	< 0.0661 U	< 0.0642 U	< 0.065 U	< 0.0662 U
PCB-172/192	PCB-172/192	ng/g	230	14	< 0.145 U	< 0.143 U	< 0.146 U	< 0.145 U	< 0.143 U	< 0.147 U	< 0.146 U	< 0.142 U	< 0.144 U	< 0.146 U
PCB-173	68194-16-1	ng/g	230	14	< 0.0887 U	< 0.0869 U	< 0.0888 U	< 0.0882 U	< 0.0872 U	< 0.0897 U	< 0.089 U	< 0.0864 U	< 0.0875 U	< 0.0892 U
PCB-174	38411-25-5	ng/g	230	14	< 0.104 UJ	0.239 J	< 0.104 UJ	< 0.103 UJ	< 0.102 UJ	< 0.105 UJ	0.281 J	0.485 J	0.149 J	< 0.105 UJ
PCB-175	40186-70-7	ng/g	230	14	< 0.0633 U	< 0.062 U	< 0.0634 U	< 0.063 U	< 0.0622 U	< 0.064 U	< 0.0636 U	< 0.0617 U	< 0.0625 U	< 0.0637 U
PCB-176	52663-65-7	ng/g	230	14	< 0.0682 U	< 0.0669 U	< 0.0683 U	< 0.0679 U	< 0.0671 U	< 0.069 U	< 0.0685 U	< 0.0665 U	< 0.0673 U	< 0.0686 U
PCB-177	52663-70-4	ng/g	230	14	< 0.0885 U	< 0.0867 U	< 0.0886 U	< 0.088 U	< 0.087 U	< 0.0895 U	0.239	0.28	< 0.0873 U	< 0.089 U
PCB-178	52663-67-9	ng/g	230	14	< 0.0833 U	< 0.0817 U	< 0.0835 U	< 0.0829 U	< 0.082 U	< 0.0843 U	< 0.0837 U	< 0.0813 U	< 0.0823 U	< 0.0838 U
PCB-179	52663-64-6	ng/g	230	14	< 0.0613 U	< 0.0601 U	< 0.0614 U	< 0.061 U	< 0.0603 U	< 0.062 U	0.089 J	0.142 J	< 0.0605 U	< 0.0617 U
PCB-180	35065-29-3	ng/g	230	14	< 0.057 U	0.426	0.241	0.139 J	0.215	0.163 J	0.572	0.898	0.341	0.253
PCB-181	74472-47-2	ng/g	230	14	< 0.0932 U	< 0.0913 U	< 0.0933 U	< 0.0927 U	< 0.0916 U	< 0.0942 U	< 0.0936 U	< 0.0909 U	< 0.092 U	< 0.0937 U
PCB-182/187	PCB-182/187	ng/g	230	14	< 0.173 U	0.229	< 0.173 U	< 0.172 U	< 0.17 U	< 0.175 U	0.295	0.458	0.205	< 0.174 U
PCB-183	52663-69-1	ng/g	230	14	< 0.0717 UJ	< 0.0703 UJ	< 0.0719 UJ	< 0.0714 UJ	< 0.0705 UJ	< 0.0726 UJ	0.176 J	0.232 J	< 0.0708 UJ	< 0.0722 UJ
PCB-184	74472-48-3	ng/g	230	14	< 0.0489 U	< 0.048 U	< 0.049 U	< 0.0487 U	< 0.0481 U	< 0.0495 U	< 0.0492 U	< 0.0477 U	< 0.0483 U	< 0.0492 U
PCB-185	52712-05-7	ng/g	230	14	< 0.0717 U	< 0.0703 U	< 0.0719 U	< 0.0714 U	< 0.0705 U	< 0.0726 U	< 0.0721 U	< 0.07 U	< 0.0708 U	< 0.0722 U
PCB-186	74472-49-4	ng/g	230	14	< 0.0735 U	< 0.0721 U	< 0.0737 U	< 0.0732 U	< 0.0723 U	< 0.0743 U	< 0.0738 U	< 0.0717 U	< 0.0726 U	< 0.0739 U
PCB-188	74487-85-7	ng/g	230	14	< 0.0535 U	< 0.0524 U	< 0.0536 U	< 0.0532 U	< 0.0526 U	< 0.0541 U	< 0.0537 U	< 0.0521 U	< 0.0528 U	< 0.0538 U

Table 29
Pine Tree Brook Sediment Analytical Results
Phase 2 Data Evaluation Summary Memorandum
Lower Neponset River
Boston and Milton, Massachusetts

					Location	24A-0159	24A-0160	24A-0161	24A-0162	24A-0163	24A-0164	24A-0165	24A-0166	24A-0167	24A-0168
					Sample Name	24A-0159-AS	24A-0160-AS	24A-0161-AS	24A-0162-AS	24A-0163-AS	24A-0164-AS	24A-0165-AS	24A-0166-AS	24A-0167-AS	24A-0168-AS
					Sample Date	10/7/2024	10/7/2024	10/7/2024	10/7/2024	10/7/2024	10/7/2024	10/8/2024	10/8/2024	10/8/2024	10/8/2024
					Sample Type	N	N	N	N	N	N	N	N	N	N
					Depth Interval	0 - 0.5 ft	0 - 0.5 ft	0 - 0.5 ft	0 - 0.5 ft	0 - 0.5 ft	0 - 0.5 ft	0 - 0.5 ft	0 - 0.5 ft	0 - 0.5 ft	0 - 0.5 ft
Analyte	Cas No.	Units	Human Health (SE)	Ecological (SE)											
PCB-189	39635-31-9	ng/g	130	14	< 0.055 U	< 0.0539 U	< 0.0551 U	< 0.0548 U	< 0.0541 U	< 0.0557 U	< 0.0553 U	< 0.0537 U	< 0.0543 U	< 0.0554 U
PCB-191	74472-50-7	ng/g	230	14	< 0.136 U	< 0.134 U	< 0.136 U	< 0.136 U	< 0.134 U	< 0.138 U	< 0.137 U	< 0.133 U	< 0.134 U	< 0.137 U
PCB-193	69782-91-8	ng/g	230	14	< 0.184 U	< 0.18 U	< 0.184 U	< 0.183 U	< 0.181 U	< 0.186 U	< 0.184 U	< 0.179 U	< 0.181 U	< 0.185 U
PCB-194	35694-08-7	ng/g	230	14	< 0.157 U	< 0.154 U	< 0.158 U	< 0.157 U	< 0.155 U	< 0.159 U	< 0.158 U	< 0.153 U	< 0.155 U	< 0.158 U
PCB-195	52663-78-2	ng/g	230	14	< 0.15 U	< 0.147 U	< 0.15 U	< 0.149 U	< 0.147 U	< 0.151 U	< 0.15 U	< 0.146 U	< 0.148 U	< 0.15 U
PCB-196/203	PCB-196/203	ng/g	230	14	< 0.132 U	< 0.129 U	< 0.132 U	< 0.131 U	< 0.13 U	< 0.133 U	< 0.132 U	< 0.128 U	< 0.13 U	< 0.132 U
PCB-197	33091-17-7	ng/g	230	14	< 0.0586 U	< 0.0574 U	< 0.0587 U	< 0.0583 U	< 0.0576 U	< 0.0592 U	< 0.0588 U	< 0.0571 U	< 0.0578 U	< 0.0589 U
PCB-198	68194-17-2	ng/g	230	14	< 0.0995 U	< 0.0975 U	< 0.0996 U	< 0.099 U	< 0.0978 U	< 0.101 U	< 0.0999 U	< 0.097 U	< 0.0982 U	< 0.1 U
PCB-199	52663-75-9	ng/g	230	14	< 0.0914 U	< 0.0896 U	< 0.0916 U	< 0.091 U	< 0.0899 U	< 0.0924 U	< 0.0918 U	< 0.0891 U	< 0.0902 U	< 0.0919 U
PCB-200	52663-73-7	ng/g	230	14	< 0.0849 U	< 0.0832 U	< 0.0851 U	< 0.0845 U	< 0.0835 U	< 0.0859 U	< 0.0853 U	< 0.0828 U	< 0.0838 U	< 0.0854 U
PCB-201	40186-71-8	ng/g	230	14	< 0.0509 U	< 0.0499 U	< 0.051 U	< 0.0507 U	< 0.0501 U	< 0.0515 U	< 0.0511 U	< 0.0496 U	< 0.0503 U	< 0.0512 U
PCB-202	2136-99-4	ng/g	230	14	< 0.0637 U	< 0.0624 U	< 0.0638 U	< 0.0634 U	< 0.0626 U	< 0.0644 U	< 0.064 U	< 0.0621 U	< 0.0629 U	< 0.0641 U
PCB-204	74472-52-9	ng/g	230	14	< 0.0985 U	< 0.0965 U	< 0.0987 U	< 0.098 U	< 0.0968 U	< 0.0996 U	< 0.0989 U	< 0.096 U	< 0.0972 U	< 0.0991 U
PCB-205	74472-53-0	ng/g	230	14	< 0.0545 U	< 0.0534 U	< 0.0545 U	< 0.0542 U	< 0.0535 U	< 0.0551 U	< 0.0547 U	< 0.0531 U	< 0.0537 U	< 0.0548 U
PCB-206	40186-72-9	ng/g	230	14	< 0.0523 U	< 0.0512 U	< 0.0524 U	< 0.052 U	< 0.0514 U	< 0.0529 U	< 0.0525 U	< 0.051 U	< 0.0516 U	< 0.0526 U
PCB-207	52663-79-3	ng/g	230	14	< 0.069 U	< 0.0676 U	< 0.0691 U	< 0.0687 U	< 0.0678 U	< 0.0698 U	< 0.0693 U	< 0.0673 U	< 0.0681 U	< 0.0694 U
PCB-208	52663-77-1	ng/g	230	14	< 0.069 U	< 0.0676 U	< 0.0691 U	< 0.0687 U	< 0.0678 U	< 0.0698 U	< 0.0693 U	< 0.0673 U	< 0.0681 U	< 0.0694 U
PCB-209	2051-24-3	ng/g	230	14	< 0.0454 U	< 0.0445 U	< 0.0455 U	< 0.0452 U	< 0.0446 U	< 0.0459 U	< 0.0456 U	< 0.0443 U	< 0.0448 U	< 0.0457 U
Total Decachlorobiphenyls	RA_Total_DECPCB	ng/g	230	14	< 0.0454 U	< 0.0445 U	< 0.0455 U	< 0.0452 U	< 0.0446 U	< 0.0459 U	< 0.0456 U	< 0.0443 U	< 0.0448 U	< 0.0457 U
Total Dichlorobiphenyls	RA_Total_DIPCB	ng/g	230	14	3.389	1.513	3.466	8.21	1.675	0.338	4.188	7.164	1.761	2.22
Total Heptachlorobiphenyls	RA_Total_HEPPCB	ng/g	230	14	< 0.295 U	0.894	0.241	0.139	0.215	0.163	1.652	3.072	0.695	0.253
Total Hexachlorobiphenyls	RA_Total_HEXPCB	ng/g	230	14	< 0.158 U	1.509	0.52	0.256	0.973	0.214	2.566	3.056	1.307	0.938
Total Monochlorobiphenyls	RA_Total_MONPCB	ng/g	230	14	0.475	< 0.0478 U	< 0.0488 U	0.716	< 0.0479 U	< 0.0493 U	0.45	1.705	< 0.0481 U	0.186
Total Nonachlorobiphenyls	RA_Total_NONPCB	ng/g	230	14	< 0.0690 U	< 0.0676 U	< 0.0691 U	< 0.0687 U	< 0.0678 U	< 0.0698 U	< 0.0693 U	< 0.0673 U	< 0.0681 U	< 0.0694 U
Total Octachlorobiphenyls	RA_Total_OCTPCB	ng/g	230	14	< 0.157 U	< 0.154 U	< 0.158 U	< 0.157 U	< 0.155 U	< 0.159 U	< 0.158 U	< 0.153 U	< 0.155 U	< 0.158 U
Total Pentachlorobiphenyls	RA_Total_PENPCB	ng/g	230	14	< 0.318 U	2.032	0.779	0.234	0.429	< 0.322 U	2.739	2.528	1.859	0.932
Total Tetrachlorobiphenyls	RA_Total_TETPCB	ng/g	230	14	2.646	5.429	6.957	5.085	2.937	0.777	6.623	6.265	4.401	4.541
Total Trichlorobiphenyls	RA_Total_TRICPB	ng/g	230	14	6.969	92.153	10.869	12.686	5.249	1.917	186.879	14.137	7.637	7.636
Total PCB Congeners	RA_Tot_PCB_Cong	ng/g	120	14	13.479	103.53	22.832	27.326	11.478	3.409	205.097	37.927	17.66	16.706
Total PCB TEQ (Bird)	RA-TEQ-B-PCB	ng/g			< 0	0.0000042	0.00000292	< 0	< 0	< 0	0.00000539	0.00000467	0.00000506	0.00000251
Total PCB TEQ (Fish)	RA-TEQ-F-PCB	ng/g			< 0	0.0000021	0.00000146	< 0	< 0	< 0	0.000002695	0.000002335	0.00000253	0.000001255
Total PCB TEQ (Mammal)	RA-TEQ-M-PCB	ng/g			< 0	0.0000126	0.00000876	< 0	< 0	< 0	0.00001617	0.00001401	0.00001518	0.00000753
TAL Metals and Mercury															
Aluminum	7429-90-5	mg/kg	7700	25000	2400	2100	3500	3500	2700	2500	4200	6500	4000	4300
Calcium	7440-70-2	mg/kg			880	800	1300	1700	1300	1800	1500	2800	1100	1700
Iron	7439-89-6	mg/kg	5500	20000	6700	4200	13000	16000	8400	6300	9000	26000	7100	5500
Magnesium	7439-95-4	mg/kg			1100	990	2100	2300	1400	1500	2300	2800	2100	1700
Potassium	7440-09-7	mg/kg			180 J	< 670 U	< 660 U	230 J	190 J	190 J	280 J	460 J	310 J	230 J
Sodium	7440-23-5	mg/kg			< 550 U	< 670 U	140 J	< 670 U	< 580 U	100 J	< 860 U	200 J	< 810 U	160 J
Antimony	7440-36-0	mg/kg	3.1	2	< 1.2 U	< 1.3 U	< 1.4 U	< 1.4 U	< 1.1 U	< 1.1 U	< 1.7 U	< 2.4 U	< 1.7 U	< 1.5 U
Arsenic	7440-38-2	mg/kg	0.68	9.8	1.7	1.2	4.2	2.1	2.0	1.5	2.3	3.4	1.6	1.1
Barium	7440-39-3	mg/kg	1500	20	9.8	23	16	33	15	12	27	48	18	29
Beryllium	7440-41-7	mg/kg	16		0.25 J-	0.25 J-	0.27 J-	0.25 J-	0.28 J-	0.23 J-	0.47 J-	0.53 J-	0.40 J-	0.44 J-
Cadmium	7440-43-9	mg/kg	0.71	1	0.10 J	0.14 J	< 0.70 U	0.13 J	< 0.57 U	0.089 J	0.26 J	0.31 J	0.20 J	0.25 J
Chromium, Total	7440-47-3	mg/kg	0.95	43.4	3.9 EB	4.9 EB	4.9 EB	5.6 EB	4.1 EB	3.0 EB	7.1 EB	14 EB	6.8 EB	5.6 EB
Cobalt	7440-48-4	mg/kg	2.3	50	1.9	2.3	2.2	3.7	2.7	2.5	4.1	5.6	3.2	3.3
Copper	7440-50-8	mg/kg	310	31.6	9.9	8.1	13	8.6	8.1	7.2	9.9	26	9.3	20
Lead	7439-92-1	mg/kg	200	35.8	30 EB	29 EB	72 EB	50 EB	90 EB	190 EB	27 EB	76 EB	23 EB	23 EB
Manganese	7439-96-5	mg/kg	180	460	150 EB	96 EB	200 EB	740 EB	240 EB	250 EB	140 EB	210 EB	140 EB	280 EB
Nickel	7440-02-0	mg/kg	140	22.7	2.9	3.6	3.5	4.2	3.9	4.2	5.4	9.3	5.4	4.7
Selenium	7782-49-2	mg/kg	39	11	< 2.9 U	< 3.3 U	< 3.5 U	< 3.5 U	< 2.9 U	< 2.7 U	< 4.1 U	< 5.9 U	< 4.3 U	< 3.6 U
Silver	7440-22-4	mg/kg	39	1	< 0.58 U	< 0.66 U	< 0.70 U	< 0.71 U	< 0.57 U	< 0.53 U	< 0.83 U	< 1.2 U	< 0.86 U	< 0.73 U
Thallium	7440-28-0	mg/kg	0.078		< 0.58 U	< 0.66 U	< 0.70 U	< 0.71 U	< 0.57 U	< 0.53 U	< 0.83 U	< 1.2 U	< 0.86 U	< 0.73 U
Vanadium	7440-62-2	mg/kg	39		4.9	5.0	7.0	6.7	6.2	5.8	11	16	10	8.5
Zinc	7440-66-6	mg/kg	2300	121	34	62	30	41	31	35	78	85	55	34
Mercury	7439-97-6	mg/kg	2.3	0.18	0.017 J	0.021 J	< 0.13 U	< 0.13 U	< 0.12 U	< 0.11 U	< 0.17 U	0.041 J	0.051 J	0.046 J
TCL VOCs															
1,1,1-Trichloroethane (TCA)	71-55-6	ug/kg	810000	70	< 5.1 UJ	< 5.9 UJ	< 5.6 UJ	< 5.4 UJ	< 5.3 UJ	< 5.6 UJ	< 5.9 U	< 5.8 U	< 5.3 U	< 6.7 U
1,1,2,2-TETRACHLOROETHANE	79-34-5	ug/kg	600	250	< 5.1 U	< 5.9 U	< 5.6 U	< 5.4 U	< 5.3 U	< 5.6 U	< 5.9 U	< 5.8 U	< 5.3 U	< 6.7 U
1,1,2-TRICHLORO-1,2,2-TRIFLUOROETHANE	76-13-1	ug/kg	670000		< 5.1 UJ	< 5.9 UJ	< 5.6 UJ	< 5.4 UJ	< 5.3 UJ	< 5.6 UJ	< 5.9 U	< 5.8 U	< 5.3 U	< 6.7 U
1,1,2-Trichloroethane	79-00-5	ug/kg	150	538	< 5.1 U	< 5.9 U	< 5.6 U	< 5.4 U	< 5.3 U	< 5.6 U	< 5.9 U	< 5.8 U	< 5.3 U	< 6.7 U
1,1-Dichloroethane	75-34-3	ug/kg	3600	20	< 5.1 U	< 5.9 U	< 5.6 U	< 5.4 U	< 5.3 U	< 5.6 U	< 5.9 U	< 5.8 U	< 5.3 U	< 6.7 U
1,1-Dichloroethene	75-35-4	ug/kg	480	100	< 5.1 U	< 5.9 U	< 5.6 U	< 5.4 U	< 5.3 U	< 5.6 U	< 5.9 U	< 5.8 U	< 5.3 U	< 6.7 U
1,2,3-Trichlorobenzene	87-61-6	ug/kg	6300	113	< 5.1 U	< 5.9 U	< 5.6 U	< 5.4 U	< 5.3 U	< 5.6 U	< 5.9 U	< 5.8 U	< 5.3 U	< 6.7 U
1,2,3-TRICHLOROPROPANE	96-18-4	ug/kg	5.1		< 5.1 UJ	< 5.9 U	< 5.6 UJ	< 5.4 UJ	< 5.3 UJ	< 5.6 UJ	< 5.9 U	< 5.8 U	< 5.3 U	< 6.7 U
1,2,4-TRICHLOROBENZENE	120-82-1	ug/kg	5800	11	< 5.1 U	< 5.9 U	< 5.6 U	< 5.4 U	< 5.3 U	< 5.6 U	< 5.9 U	< 5.8 U	< 5.3 U	< 6.7 U
1,2,4-Trimethylbenzene	95-63-6	ug/kg	30000	97	< 5.1 U	< 5.9 U	< 5.6 U	< 5.4 U	< 5.3 U	< 5.6 U	< 5.9 U	< 5.8 U	< 5.3 U	< 6.7 U
1,2-Dibromo-3-Chloropropane	96-12-8	ug/kg	5.3		< 5.1 U	< 5.9 U	< 5.6 U	< 5.4 U	< 5.3 U	< 5.6 U	< 5.9 U	< 5.8 U	< 5.3 U	< 6.7 U
1,2-Dibromoethane (Ethylene Dibromide)	106-93-4	ug/kg	36		< 5.1 UJ	< 5.9 UJ	< 5.6 UJ	< 5.4 UJ	< 5.3 UJ	< 5.6 UJ	< 5.9 U	< 5.8 U	< 5.3 U	< 6.7 U

Table 29
Pine Tree Brook Sediment Analytical Results
Phase 2 Data Evaluation Summary Memorandum
Lower Neponset River
Boston and Milton, Massachusetts

					Location	24A-0159	24A-0160	24A-0161	24A-0162	24A-0163	24A-0164	24A-0165	24A-0166	24A-0167	24A-0168
					Sample Name	24A-0159-AS	24A-0160-AS	24A-0161-AS	24A-0162-AS	24A-0163-AS	24A-0164-AS	24A-0165-AS	24A-0166-AS	24A-0167-AS	24A-0168-AS
					Sample Date	10/7/2024	10/7/2024	10/7/2024	10/7/2024	10/7/2024	10/7/2024	10/8/2024	10/8/2024	10/8/2024	10/8/2024
					Sample Type	N	N	N	N	N	N	N	N	N	N
					Depth Interval	0 - 0.5 ft	0 - 0.5 ft	0 - 0.5 ft	0 - 0.5 ft	0 - 0.5 ft	0 - 0.5 ft	0 - 0.5 ft	0 - 0.5 ft	0 - 0.5 ft	0 - 0.5 ft
Analyte	Cas No.	Units	Human Health (SE)	Ecological (SE)											
1,2-Dichlorobenzene	95-50-1	ug/kg	180000	95	< 5.1 U	< 5.9 U	< 5.6 U	< 5.4 U	< 5.3 U	< 5.6 U	< 5.9 U	< 5.8 U	< 5.3 U	< 6.7 U
1,2-Dichloroethane	107-06-2	ug/kg	460	986	< 5.1 UJ	< 5.9 UJ	< 5.6 UJ	< 5.4 UJ	< 5.3 UJ	< 5.6 UJ	< 5.9 U	< 5.8 U	< 5.3 U	< 6.7 U
1,2-DICHLOROPROPANE	78-87-5	ug/kg	1600	428	< 5.1 UJ	< 5.9 U	< 5.6 UJ	< 5.4 UJ	< 5.3 UJ	< 5.6 UJ	< 5.9 U	< 5.8 U	< 5.3 U	< 6.7 U
1,3,5-Trimethylbenzene (Mesitylene)	108-67-8	ug/kg	27000	164	< 5.1 U	< 5.9 U	< 5.6 U	< 5.4 U	< 5.3 U	< 5.6 U	< 5.9 U	< 5.8 U	< 5.3 U	< 6.7 U
1,3-DICHLOROBENZENE	541-73-1	ug/kg	2600	89	< 5.1 U	< 5.9 U	< 5.6 U	< 5.4 U	< 5.3 U	< 5.6 U	< 5.9 U	< 5.8 U	< 5.3 U	< 6.7 U
1,4-DICHLOROBENZENE	106-46-7	ug/kg	2600	30	< 5.1 U	< 5.9 U	< 5.6 U	< 5.4 U	< 5.3 U	< 5.6 U	< 5.9 U	< 5.8 U	< 5.3 U	< 6.7 U
2-HEXANONE	591-78-6	ug/kg	20000	45	< 10 U	< 12 U	< 11 U	< 11 U	< 11 U	< 11 U	< 12 U	< 12 U	< 11 U	< 13 U
ACETONE	67-64-1	ug/kg	7000000	65	< 10 U	< 12 U	< 11 U	< 11 U	< 11 U	< 11 U	< 12 U	< 12 U	< 11 U	33 EB
Benzene	71-43-2	ug/kg	1200	10	< 5.1 U	< 5.9 U	< 5.6 U	< 5.4 U	< 5.3 U	< 5.6 U	< 5.9 U	< 5.8 U	< 5.3 U	< 6.7 U
BROMOCHLOROMETHANE	74-97-5	ug/kg	15000		< 5.1 U	< 5.9 U	< 5.6 U	< 5.4 U	< 5.3 U	< 5.6 U	< 5.9 U	< 5.8 U	< 5.3 U	< 6.7 U
BROMODICHLOROMETHANE	75-27-4	ug/kg	290	210	< 5.1 UJ	< 5.9 U	< 5.6 UJ	< 5.4 UJ	< 5.3 UJ	< 5.6 UJ	< 5.9 U	< 5.8 U	< 5.3 U	< 6.7 U
BROMOFORM	75-25-2	ug/kg	19000	142	< 5.1 U	< 5.9 U	< 5.6 U	< 5.4 U	< 5.3 U	< 5.6 U	< 5.9 U	< 5.8 U	< 5.3 U	< 6.7 U
BROMOMETHANE	74-83-9	ug/kg	680	6.5	< 5.1 U	< 5.9 U	< 5.6 U	< 5.4 U	< 5.3 U	< 5.6 U	< 5.9 U	< 5.8 U	< 5.3 U	< 6.7 U
CARBON DISULFIDE	75-15-0	ug/kg	77000	7.8	< 5.1 U	< 5.9 U	< 5.6 U	< 5.4 U	< 5.3 U	< 5.6 U	< 5.9 U	< 5.8 U	< 5.3 U	< 6.7 U
CARBON TETRACHLORIDE	56-23-5	ug/kg	650	57	< 5.1 UJ	< 5.9 UJ	< 5.6 UJ	< 5.4 UJ	< 5.3 UJ	< 5.6 UJ	< 5.9 U	< 5.8 U	< 5.3 U	< 6.7 U
Chlorobenzene	108-90-7	ug/kg	28000	30	< 5.1 U	< 5.9 U	< 5.6 U	< 5.4 U	< 5.3 U	< 5.6 U	< 5.9 U	< 5.8 U	< 5.3 U	< 6.7 U
CHLOROETHANE	75-00-3	ug/kg	540000		< 5.1 U	< 5.9 U	< 5.6 U	< 5.4 U	< 5.3 U	< 5.6 U	< 5.9 U	< 5.8 U	< 5.3 U	< 6.7 U
Chloroform	67-66-3	ug/kg	320	87	< 5.1 U	< 5.9 U	< 5.6 U	< 5.4 U	< 5.3 U	< 5.6 U	< 5.9 U	< 5.8 U	< 5.3 U	< 6.7 U
CHLOROMETHANE	74-87-3	ug/kg	11000		< 5.1 UJ	< 5.9 UJ	< 5.6 UJ	< 5.4 UJ	< 5.3 UJ	< 5.6 UJ	< 5.9 U	< 5.8 U	< 5.3 U	< 6.7 U
CIS-1,2-DICHLOROETHYLENE	156-59-2	ug/kg	6300	432	< 5.1 U	< 5.9 U	< 5.6 U	< 5.4 U	< 5.3 U	< 5.6 U	< 5.9 U	< 5.8 U	< 5.3 U	< 6.7 U
cis-1,3-Dichloropropene	10061-01-5	ug/kg	1800		< 5.1 U	< 5.9 U	< 5.6 U	< 5.4 U	< 5.3 U	< 5.6 U	< 5.9 U	< 5.8 U	< 5.3 U	< 6.7 U
Cyclohexane	110-82-7	ug/kg	650000		< 5.1 UJ	< 5.9 U	< 5.6 UJ	< 5.4 UJ	< 5.3 UJ	< 5.6 UJ	< 5.9 U	< 5.8 U	< 5.3 U	< 6.7 U
DIBROMOCHLOROMETHANE	124-48-1	ug/kg	8300	198	< 5.1 U	< 5.9 U	< 5.6 U	< 5.4 U	< 5.3 U	< 5.6 U	< 5.9 U	< 5.8 U	< 5.3 U	< 6.7 U
Dichlorodifluoromethane	75-71-8	ug/kg	8700		< 5.1 U	< 5.9 U	< 5.6 U	< 5.4 U	< 5.3 U	< 5.6 U	< 5.9 U	< 5.8 U	< 5.3 U	< 6.7 U
Ethylbenzene	100-41-4	ug/kg	5800	290	< 5.1 U	< 5.9 U	< 5.6 U	< 5.4 U	< 5.3 U	< 5.6 U	< 5.9 U	< 5.8 U	< 5.3 U	< 6.7 U
Isopropylbenzene (Cumene)	98-82-8	ug/kg	190000	35	< 5.1 U	< 5.9 U	< 5.6 U	< 5.4 U	< 5.3 U	< 5.6 U	< 5.9 U	< 5.8 U	< 5.3 U	< 6.7 U
m,p-Xylene	179601-23-1	ug/kg	55000		< 5.1 U	< 5.9 U	< 5.6 U	< 5.4 U	< 5.3 U	< 5.6 U	< 5.9 U	< 5.8 U	< 5.3 U	< 6.7 U
METHYL ACETATE	79-20-9	ug/kg	7800000		< 5.1 UJ	< 5.9 UJ	< 5.6 UJ	< 5.4 UJ	< 5.3 UJ	< 5.6 UJ	< 5.9 U	< 5.8 U	< 5.3 U	< 6.7 U
Methyl Ethyl Ketone (2-Butanone)	78-93-3	ug/kg	2700000	7604	< 10 U	< 12 U	< 11 U	< 11 U	< 11 U	< 11 U	< 12 U	< 12 U	< 11 U	14
METHYL ISOBUTYL KETONE (4-METHYL-2-PENTANONE)	108-10-1	ug/kg	3300000	73	< 10 U	< 12 U	< 11 U	< 11 U	< 11 U	< 11 U	< 12 U	< 12 U	< 11 U	< 13 U
Methylcyclohexane	108-87-2	ug/kg	9800		< 5.1 UJ	< 5.9 U	< 5.6 UJ	< 5.4 UJ	< 5.3 UJ	< 5.6 UJ	< 5.9 U	< 5.8 U	< 5.3 U	< 6.7 U
Methylene Chloride	75-09-2	ug/kg	35000	18	< 5.1 UJ	< 5.9 UJ	< 5.6 UJ	< 5.4 UJ	< 5.3 UJ	< 5.6 UJ	< 5.9 U	< 5.8 U	< 5.3 U	< 6.7 U
o-Xylene (1,2-Dimethylbenzene)	95-47-6	ug/kg	64000		< 5.1 U	< 5.9 U	< 5.6 U	< 5.4 U	< 5.3 U	< 5.6 U	< 5.9 U	< 5.8 U	< 5.3 U	< 6.7 U
Styrene	100-42-5	ug/kg	600000	126	< 5.1 U	< 5.9 U	< 5.6 U	< 5.4 U	< 5.3 U	< 5.6 U	< 5.9 U	< 5.8 U	< 5.3 U	< 6.7 U
TERT-BUTYL METHYL ETHER	1634-04-4	ug/kg	47000	304	< 5.1 UJ	< 5.9 UJ	< 5.6 UJ	< 5.4 UJ	< 5.3 UJ	< 5.6 UJ	< 5.9 U	< 5.8 U	< 5.3 U	< 6.7 U
Tetrachloroethylene (PCE)	127-18-4	ug/kg	8100	2	< 5.1 U	< 5.9 U	< 5.6 U	< 5.4 U	< 5.3 U	< 5.6 U	< 5.9 U	< 5.8 U	< 5.3 U	< 6.7 U
Toluene	108-88-3	ug/kg	490000	10	< 5.1 U	< 5.9 U	< 5.6 U	< 5.4 U	< 5.3 U	< 5.6 U	< 5.9 U	< 5.8 U	< 5.3 U	< 6.7 U
Trans-1,2-Dichloroethylene	156-60-5	ug/kg	7000	389	< 5.1 U	< 5.9 U	< 5.6 U	< 5.4 U	< 5.3 U	< 5.6 U	< 5.9 U	< 5.8 U	< 5.3 U	< 6.7 U
Trans-1,3-Dichloropropene	10061-02-6	ug/kg	1800		< 5.1 U	< 5.9 U	< 5.6 U	< 5.4 U	< 5.3 U	< 5.6 U	< 5.9 U	< 5.8 U	< 5.3 U	< 6.7 U
Trichloroethylene (TCE)	79-01-6	ug/kg	410	78	< 5.1 U	< 5.9 U	< 5.6 U	< 5.4 U	< 5.3 U	< 5.6 U	< 5.9 UJ	< 5.8 UJ	< 5.3 UJ	< 6.7 U
Trichlorofluoromethane	75-69-4	ug/kg	2300000		< 5.1 UJ	< 5.9 UJ	< 5.6 UJ	< 5.4 UJ	< 5.3 UJ	< 5.6 UJ	< 5.9 U	< 5.8 U	< 5.3 U	< 6.7 U
Vinyl Chloride	75-01-4	ug/kg	59	482	< 5.1 U	< 5.9 U	< 5.6 U	< 5.4 U	< 5.3 U	< 5.6 U	< 5.9 U	< 5.8 U	< 5.3 U	< 6.7 U
1,2,4,5-TETRACHLOROBENZENE	95-94-3	ug/kg	230	187	< 190 U	< 210 U	< 200 U	< 200 U	< 200 U	< 190 U	< 220 U	< 210 U	< 210 U	< 240 U
1,4-Dioxane (P-Dioxane)	123-91-1	ug/kg	5300		< 76 U	< 83 U	< 79 U	< 79 U	< 78 U	< 76 U	< 87 U	< 83 U	< 81 U	< 94 U
1-Methylnaphthalene	90-12-0	ug/kg	18	141	< 190 U	< 210 U	< 200 U	< 200 U	< 200 U	< 190 U	< 220 U	< 210 U	< 210 U	< 240 U
2,3,4,6-TETRACHLOROPHENOL	58-90-2	ug/kg	190000	30	< 190 U	< 210 U	< 200 U	< 200 U	< 200 U	< 190 U	< 220 U	< 210 U	< 210 U	< 240 U
2,4,5-TRICHLOROPHENOL	95-95-4	ug/kg	630000	34	< 190 U	< 210 U	< 200 U	< 200 U	< 200 U	< 190 U	< 220 U	< 210 U	< 210 U	< 240 U
2,4,6-TRICHLOROPHENOL	88-06-2	ug/kg	6300		< 190 U	< 210 U	< 200 U	< 200 U	< 200 U	< 190 U	< 220 U	< 210 U	< 210 U	< 240 U
2,4-DICHLOROPHENOL	120-83-2	ug/kg	19000	57	< 190 U	< 210 U	< 200 U	< 200 U	< 200 U	< 190 U	< 220 U	< 210 U	< 210 U	< 240 U
2,4-DIMETHYLPHENOL	105-67-9	ug/kg	130000	39	< 190 U	< 210 U	< 200 U	< 200 U	< 200 U	< 190 U	< 220 U	< 210 U	< 210 U	< 240 U
2,4-DINITROPHENOL	51-28-5	ug/kg	13000	223	< 380 U	< 410 U	< 390 U	< 390 U	< 390 U	< 380 U	< 430 U	< 410 U	< 400 U	< 460 U
2,4-DINITROTOLUENE	121-14-2	ug/kg	1700	290	< 190 U	< 210 U	< 200 U	< 200 U	< 200 U	< 190 U	< 220 U	< 210 U	< 210 U	< 240 U
2,6-DINITROTOLUENE	606-20-2	ug/kg	360	296	< 190 U	< 210 U	< 200 U	< 200 U	< 200 U	< 190 U	< 220 U	< 210 U	< 210 U	< 240 U
2-CHLORONAPHTHALENE	91-58-7	ug/kg	480000		< 190 U	< 210 U	< 200 U	< 200 U	< 200 U	< 190 U	< 220 U	< 210 U	< 210 U	< 240 U
2-CHLOROPHENOL	95-57-8	ug/kg	39000	55	< 190 U	< 210 U	< 200 U	< 200 U	< 200 U	< 190 U	< 220 U	< 210 U	< 210 U	< 240 U
2-Methylnaphthalene	91-57-6	ug/kg	24000	20.2	< 190 U	< 210 U	< 200 U	< 200 U	< 200 U	< 190 U	< 220 U	< 210 U	< 210 U	< 240 U
2-METHYLPHENOL (O-CRESOL)	95-48-7	ug/kg	320000	119	< 380 U	< 410 U	< 390 U	< 390 U	< 390 U	< 380 U	< 430 U	< 410 U	< 400 U	< 460 U
2-NITROANILINE	88-74-4	ug/kg	63000		< 190 U	< 210 U	< 200 U	< 200 U	< 200 U	< 190 U	< 220 U	< 210 U	< 210 U	< 240 U
2-NITROPHENOL	88-75-5	ug/kg	1900000	168	< 190 U	< 210 U	< 200 U	< 200 U	< 200 U	< 190 U	< 220 U	< 210 U	< 210 U	< 240 U
3,3'-DICHLOROBENZIDINE	91-94-1	ug/kg	1200	31	< 380 U	< 410 U	< 390 U	< 390 U	< 390 U	< 380 U	< 430 U	< 410 U	< 400 U	< 460 U
3-NITROANILINE	99-09-2	ug/kg	25000		< 380 U	< 410 U	< 390 U	< 390 U	< 390 U	< 380 U	< 430 U	< 410 U	< 400 U	< 460 U
4,6-DINITRO-2-METHYLPHENOL	534-52-1	ug/kg	510	1477	< 380 UJ	< 410 UJ	< 390 U	< 390 UJ	< 390 UJ	< 380 U	< 430 U	< 410 U	< 400 UJ	< 460 U
4-BROMOPHENYL PHENYL ETHER	101-55-3	ug/kg		47	< 190 U	< 210 U	< 200 U	< 200 U	< 200 U	< 190 U	< 220 U	< 210 U	< 210 U	< 240 U
4-CHLORO-3-METHYLPHENOL	59-50-7	ug/kg	630000	5	< 190 U	< 210 U	< 200 U	< 200 U	< 200 U	< 190 U	< 220 U	< 210 U	< 210 U	< 240 U
4-CHLOROANILINE	106-47-8	ug/kg	2700	0.9	< 380 U	< 410 U	< 390 U	< 390 U	< 390 U	< 380 U	< 430 U	< 410 U	< 400 U	< 460 U
4-CHLOROPHENYL PHENYL ETHER	7005-72-3	ug/kg			< 190 U	< 210 U	< 200 U	< 200 U	< 200 U	< 190 U	< 220 U	< 210 U	< 210 U	< 240 U
4-METHYLPHENOL (P-CRESOL)	106-44-5	ug/kg	130000	93	< 380 U	< 410 U	< 390 U	< 390 U	< 390 U	< 380 U	< 430 U	< 410 U	< 400 U	< 460 U
4-Nitroaniline	100-01-6	ug/kg	25000		< 380 U	< 410 U	< 390 U	< 390 U	< 390 U	< 380 U	< 430 U	< 410 U	< 400 U	< 460 U
4-NITROPHENOL	100-02-7	ug/kg	1900000	153	< 380 U	< 410 U	< 390 U	< 390 U	< 390 U	< 380 U	< 430 U	< 410 U	< 400 U	< 460 U

Table 29
Pine Tree Brook Sediment Analytical Results
Phase 2 Data Evaluation Summary Memorandum
Lower Neponset River
Boston and Milton, Massachusetts

					Location	24A-0159	24A-0160	24A-0161	24A-0162	24A-0163	24A-0164	24A-0165	24A-0166	24A-0167	24A-0168
					Sample Name	24A-0159-AS	24A-0160-AS	24A-0161-AS	24A-0162-AS	24A-0163-AS	24A-0164-AS	24A-0165-AS	24A-0166-AS	24A-0167-AS	24A-0168-AS
					Sample Date	10/7/2024	10/7/2024	10/7/2024	10/7/2024	10/7/2024	10/7/2024	10/8/2024	10/8/2024	10/8/2024	10/8/2024
					Sample Type	N	N	N	N	N	N	N	N	N	N
					Depth Interval	0 - 0.5 ft	0 - 0.5 ft	0 - 0.5 ft	0 - 0.5 ft	0 - 0.5 ft	0 - 0.5 ft	0 - 0.5 ft	0 - 0.5 ft	0 - 0.5 ft	0 - 0.5 ft
Analyte	Cas No.	Units	Human Health (SE)	Ecological (SE)											
Acenaphthene	83-32-9	ug/kg	360000	6.7	< 190 U	< 210 U	< 200 U	< 200 U	< 200 U	< 190 U	< 220 U	< 210 U	< 210 U	< 240 U
ACENAPHTHYLENE	208-96-8	ug/kg	360000	5.9	< 190 U	< 210 U	< 200 U	< 200 U	< 200 U	< 190 U	< 220 U	< 210 U	< 210 U	< 240 U
Acetophenone	98-86-2	ug/kg	780000		80 JEB	78 JEB	51 JEB	46 JEB	52 JEB	< 380 U	79 JEB	210 JEB	95 JEB	< 460 U
ANTHRACENE	120-12-7	ug/kg	1800000	57	< 190 U	< 210 U	< 200 U	< 200 U	< 200 U	< 190 U	< 220 U	< 210 U	< 210 U	< 240 U
ATRAZINE	1912-24-9	ug/kg	2400	0.3	< 380 U	< 410 U	< 390 U	< 390 U	< 390 U	< 380 U	< 430 U	< 410 U	< 400 U	< 460 U
BENZALDEHYDE	100-52-7	ug/kg	170000	59	< 380 U	< 410 U	< 390 U	< 390 U	< 390 U	< 380 U	< 430 U	< 410 U	< 400 U	< 460 U
BENZO(A)ANTHRACENE	56-55-3	ug/kg	1100	108	46 J	140 J	< 200 U	< 200 U	89 J	< 190 U	53 J	180 J	< 210 U	< 240 U
BENZO(A)PYRENE	50-32-8	ug/kg	110	150	< 190 U	< 210 U	< 200 U	< 200 U	< 200 U	< 190 U	< 220 U	95 J	< 210 U	< 240 U
Benzo(B)Fluoranthene	205-99-2	ug/kg	1100	190	55 J	200 J	41 J	< 200 U	90 J	< 190 U	73 J	260	< 210 U	< 240 U
Benzo(G,H,I)Perylene	191-24-2	ug/kg	180000	170	< 190 U	< 210 U	< 200 U	< 200 U	< 200 U	< 190 U	< 220 U	< 210 U	< 210 U	< 240 U
Benzo(K)Fluoranthene	207-08-9	ug/kg	11000	240	< 190 U	61 J	< 200 U	< 200 U	< 200 U	< 190 U	< 220 U	87 J	< 210 U	< 240 U
BENZYL BUTYL PHTHALATE	85-68-7	ug/kg	290000	100	< 190 U	< 210 U	< 200 U	< 200 U	< 200 U	< 190 U	< 220 U	< 210 U	< 210 U	< 240 U
BIPHENYL (DIPHENYL)	92-52-4	ug/kg	4700	198	< 190 U	< 210 U	< 200 U	< 200 U	< 200 U	< 190 U	< 220 U	< 210 U	< 210 U	< 240 U
BIS(2-CHLOROETHOXY) METHANE	111-91-1	ug/kg	19000		< 190 U	< 210 U	< 200 U	< 200 U	< 200 U	< 190 U	< 220 U	< 210 U	< 210 U	< 240 U
BIS(2-CHLOROETHYL) ETHER (2-CHLOROETHYL ETHER)	111-44-4	ug/kg	230		< 380 U	< 410 U	< 390 U	< 390 U	< 390 U	< 380 U	< 430 U	< 410 U	< 400 U	< 460 U
BIS(2-CHLOROISOPROPYL) ETHER	108-60-1	ug/kg	310000		< 380 U	< 410 U	< 390 U	< 390 U	< 390 U	< 380 U	< 430 U	< 410 U	< 400 U	< 460 U
BIS(2-ETHYLHEXYL) PHTHALATE	117-81-7	ug/kg	39000	180	< 190 U	< 210 U	< 200 U	< 200 U	< 200 U	< 190 U	< 220 U	59 J	66 J	< 240 U
Caprolactam	105-60-2	ug/kg	3100000		< 380 U	< 410 U	< 390 U	< 390 U	< 390 U	< 380 U	< 430 U	< 410 U	< 400 U	< 460 U
CARBAZOLE	86-74-8	ug/kg	240000	69	< 380 U	< 410 U	< 390 U	< 390 U	< 390 U	< 380 U	< 430 U	< 410 U	< 400 U	< 460 U
CHRYSENE	218-01-9	ug/kg	110000	166	< 190 U	160 J	< 200 U	< 200 U	84 J	< 190 U	62 J	220	< 210 U	< 240 U
DIBENZ(A,H)ANTHRACENE	53-70-3	ug/kg	110	33	< 190 U	< 210 U	< 200 U	< 200 U	< 200 U	< 190 U	< 220 U	< 210 U	< 210 U	< 240 U
Dibenzofuran	132-64-9	ug/kg	7800	510	< 190 U	< 210 U	< 200 U	< 200 U	< 200 U	< 190 U	< 220 U	< 210 U	< 210 U	< 240 U
Diethyl Phthalate	84-66-2	ug/kg	5100000	630	< 190 U	< 210 U	< 200 U	< 200 U	< 200 U	< 190 U	< 220 U	< 210 U	< 210 U	< 240 U
DIMETHYL PHTHALATE	131-11-3	ug/kg	5100000	678	< 190 U	< 210 U	< 200 U	< 200 U	< 200 U	< 190 U	< 220 U	< 210 U	< 210 U	< 240 U
Di-N-Butyl Phthalate	84-74-2	ug/kg	630000	11	< 190 U	< 210 U	< 200 U	< 200 U	< 200 U	< 190 U	< 220 U	< 210 U	< 210 U	< 240 U
DI-N-OCTYLPHTHALATE	117-84-0	ug/kg	63000	39	< 380 U	< 410 U	< 390 U	< 390 U	< 390 U	< 380 U	< 430 U	< 410 U	< 400 U	< 460 U
FLUORANTHENE	206-44-0	ug/kg	240000	423	95 J	360	82 J	< 200 U	180 J	50 J	130 J	450	83 J	< 240 U
FLUORENE	86-73-7	ug/kg	240000	77	< 190 U	< 210 U	< 200 U	< 200 U	< 200 U	< 190 U	< 220 U	< 210 U	< 210 U	< 240 U
HEXACHLOROBENZENE	118-74-1	ug/kg	78	20	< 190 U	< 210 U	< 200 R	< 200 U	< 200 U	< 190 U	< 220 U	< 210 U	< 210 U	< 240 U
Hexachlorobutadiene	87-68-3	ug/kg	1200		< 190 U	< 210 U	< 200 U	< 200 U	< 200 U	< 190 U	< 220 U	< 210 U	< 210 U	< 240 U
HEXACHLOROCYCLOPENTADIENE	77-47-4	ug/kg	180	6.5	< 380 U	< 410 U	< 390 U	< 390 U	< 390 U	< 380 U	< 430 U	< 410 U	< 400 U	< 460 U
HEXACHLOROETHANE	67-72-1	ug/kg	1800	27	< 190 U	< 210 U	< 200 U	< 200 U	< 200 U	< 190 U	< 220 U	< 210 U	< 210 U	< 240 U
INDENO(1,2,3-C,D)PYRENE	193-39-5	ug/kg	1100	200	< 190 U	< 210 U	< 200 U	< 200 U	< 200 U	< 190 U	< 220 U	73 J	< 210 U	< 240 U
ISOPHORONE	78-59-1	ug/kg	570000	876	< 190 U	< 210 U	< 200 U	< 200 U	< 200 U	< 190 U	< 220 U	< 210 U	< 210 U	< 240 U
Naphthalene	91-20-3	ug/kg	2000	176	< 190 U	< 210 U	< 200 U	< 200 U	< 200 U	< 190 U	< 220 U	< 210 U	< 210 U	< 240 U
NITROBENZENE	98-95-3	ug/kg	5100	407	< 190 U	< 210 U	< 200 U	< 200 U	< 200 U	< 190 U	< 220 U	< 210 U	< 210 U	< 240 U
N-NITROSODI-N-PROPYLAMINE	621-64-7	ug/kg	78		< 190 UJ	< 210 UJ	< 200 UJ	< 200 UJ	< 200 UJ	< 190 UJ	< 220 UJ	< 210 UJ	< 210 UJ	< 240 U
N-NITROSODIPHENYLAMINE	86-30-6	ug/kg	110000	110	< 190 U	< 210 U	< 200 U	< 200 U	< 200 U	< 190 U	< 220 U	< 210 U	< 210 U	< 240 U
PENTACHLOROPHENOL	87-86-5	ug/kg	1000	10	< 380 U	< 410 U	< 390 U	< 390 U	< 390 U	< 380 U	< 430 U	< 410 U	< 400 U	< 460 U
PHENANTHRENE	85-01-8	ug/kg	1800000	204	< 190 U	140 J	< 200 U	< 200 U	140 J	< 190 U	81 J	270	< 210 U	< 240 U
PHENOL	108-95-2	ug/kg	1900000	175	< 380 U	< 410 U	< 390 U	< 390 U	< 390 U	< 380 U	< 430 U	59 J	< 400 U	65 J
PYRENE	129-00-0	ug/kg	180000	195	< 190 UJ	150 J	< 200 UJ	< 200 UJ	92 J	< 190 UJ	81 J	300 J	57 J	< 240 U
TOTAL ORGANIC CARBON	TOC	mg/kg			1500 J+	23000 J+	3100 J+	1200 J+	10000 J+	230 J+	5100	5600	5100	27000 J

Table 29
Pine Tree Brook Sediment Analytical Results
Phase 2 Data Evaluation Summary Memorandum
Lower Neponset River
Boston and Milton, Massachusetts

Notes:
(a) Yellow highlighted values represent detection of the compound at a concentration above the human health PAL; underlined values represent detection of the compound at a concentration above the ecological PAL.
(b) Comparison of the data to the PALs is for informational purposes only and is not an indication of risk.
(c) Bold font indicates detected concentration.

Sums and TEQ:
(a) The homolog groups sums for PCBs and PCDD/Fs were calculated by summing the detected congeners in each group; if no congeners in a group were detected, the maximum reporting detection limit for any individual congener in that homolog group was used.
(b) The concentration of total PCB congeners was calculated as the sum of detected congeners in each sample.
(c) PCDD/F TEQ and PCB Toxic Equivalency (TEQ) values were calculated by summing the detected compounds in each group that have been multiplied by their specific Toxic Equivalency Factors (TEFs); see Table 51 for more details. For any sample that did not have any detected compounds, the resulting TEQ is shown as a zero.
(d) For coelution of dioxin-like (DL) and non-DL congeners, TEF is applied to the full reported concentration.
(e) Calculated total values are inclusive of Estimated Maximum Possible Concentration (EMPC) results.

Project Action Limits (PALs):
A blank cell for the PAL indicates no PAL is available.
See Table 51 for additional details.

Analytes:
AVS/SEM - acid-volatile sulfide/simultaneously extracted metals
PCB - polychlorinated biphenyl
PCDD/F - polychlorinated dibenzodioxins/furans
SVOCs - semi-volatile organic compounds
TAL - target analyte list
TCL - target compound list
TOC - total organic carbon
VOCs - volatile organic compounds

Units:
% - percent
mg/kg - milligrams per kilogram
ng/g - nanograms per gram
pg/g - picograms per gram
ug/kg - micrograms per kilogram
umol/g - micromoles per gram

Qualifiers:
B - Indicates the analyte is detected in the associated blank as well as in the sample.
E - Indicates compounds whose concentrations exceed the calibration range of the instrument.
J - The analyte was positively identified; the associated numerical value is the approximate concentration of the analyte in the sample.
J- -The analyte was positively identified; the associated numerical value is the approximate concentration of the analyte in the sample with a potential low bias.
J+ - The analyte was positively identified; the associated numerical value is the approximate concentration of the analyte in the sample with a potential high bias.
JN - The analyte was tentatively identified; the associated numerical value is the approximate concentration of the analyte in the sample.
UJ - The analyte was not detected above the reported detection limit. However, the reported detection limit is approximate and may or may not represent the actual limit of quantitation necessary to accurately and precisely measure the analyte in the sample.
U - The analyte was analyzed for but was not detected above the reported detection limit.
R - The sample results are rejected due to serious deficiencies in the ability to analyze the sample and meet quality control criteria. The presence or absence of the analyte cannot be verified.

Sample Type:
N - normal
FD - field duplicate

Table 30
Phase 2 Reach Sediment Analytical Results Statistics
Phase 2 Data Evaluation Summary Memorandum
Lower Neponset River
Boston and Milton, Massachusetts

Analyte	CAS Number	Units	Human Health PAL	Ecological PAL	Number of Samples	Number of Detections	Minimum Detected Value	Maximum Detected Value	Average Detected Value	Number of Samples Above Human Health PAL	Number of Samples Above of Ecological PAL	Location of Max. Detection	Depth of Max. Detection
PCDD/F													
1,2,3,4,6,7,8-HpCDD	35822-46-9	pg/g	480	500	303	303	4.88	28100	1310	191	191	24A-0120	0 - 0.5 ft
1,2,3,4,6,7,8-HpCDF	67562-39-4	pg/g	480	50	303	303	2.74	5300	642	150	251	24A-0120	0 - 0.5 ft
1,2,3,4,7,8,9-HpCDF	55673-89-7	pg/g	480	50	303	274	0.249	230	26.1	0	27	24A-0120	0 - 0.5 ft
1,2,3,4,7,8-HxCDD	39227-28-6	pg/g	48	1	303	273	0.262	218	13.4	2	249	24A-0120	0 - 0.5 ft
1,2,3,4,7,8-HxCDF	70648-26-9	pg/g	48	5	303	295	0.286	170	37.3	108	232	24A-0120	0 - 0.5 ft
1,2,3,6,7,8-HxCDD	57653-85-7	pg/g	48	50	303	295	0.754	1230	64.7	148	144	24A-0120	0 - 0.5 ft
1,2,3,6,7,8-HxCDF	57117-44-9	pg/g	48	5	303	290	0.267	91.1	21.1	20	218	24A-0120	0 - 0.5 ft
1,2,3,7,8,9-HxCDD	19408-74-3	pg/g	48	50	303	287	0.491	643	34.9	92	87	24A-0120	0 - 0.5 ft
1,2,3,7,8,9-HxCDF	72918-21-9	pg/g	48	5	303	0				0	0	-	-
1,2,3,7,8-PeCDD	40321-76-4	pg/g	4.8	0.5	303	245	0.243	80.4	6.8	140	239	24A-0120	0 - 0.5 ft
1,2,3,7,8-PeCDF	57117-41-6	pg/g	160	10	303	253	0.134	55.9	7.63	0	79	24A-0053	0 - 0.5 ft
2,3,4,6,7,8-HxCDF	60851-34-5	pg/g	48	5	303	293	0.24	143	22.5	25	222	24A-0120	0 - 0.5 ft
2,3,4,7,8-PeCDF	57117-31-4	pg/g	16	1	303	284	0.36	136	31.6	172	280	24A-0097	0.5 - 2.2 ft
2,3,7,8-TCDD	1746-01-6	pg/g	4.8	0.5	303	197	0.207	20.8	2.99	28	186	24A-0042	0 - 0.5 ft
2,3,7,8-TCDF	51207-31-9	pg/g	48	10	303	270	0.24	395	19.1	13	155	24A-0169	1.1 - 1.5 ft
OCDD	3268-87-9	pg/g	16000	5000	303	303	45.4	240000	10300	78	169	24A-0120	0 - 0.5 ft
OCDF	39001-02-0	pg/g	16000	5000	303	303	2.64	15400	771	0	1	24A-0120	0 - 0.5 ft
Total HpCDD	RA_Total_HpCDD	pg/g			303	303	9.21	56700	2413	0	0	24A-0120	0 - 0.5 ft
Total HpCDF	RA_Total_HpCDF	pg/g			303	303	5.34	19026.4	1384.74	0	0	24A-0120	0 - 0.5 ft
Total HxCDD	RA_Total_HxCDD	pg/g	100		303	300	2.301	7460.1	408.448	210	0	24A-0120	0 - 0.5 ft
Total HxCDF	RA_Total_HxCDF	pg/g			303	302	1.349	4033.76	500.259	0	0	24A-0120	0 - 0.5 ft
Total PeCDD	RA_Total_PeCDD	pg/g			303	266	0.285	713.43	61.51	0	0	24A-0151	0 - 0.5 ft
Total PeCDF	RA_Total_PeCDF	pg/g			303	295	3.261	1255.77	269.325	0	0	24A-0120	0 - 0.5 ft
Total TCDD	RA_Total_TCDD	pg/g			303	245	0.233	5019.98	44.385	0	0	24A-0151	0 - 0.5 ft
Total TCDF	RA_Total_TCDF	pg/g			303	282	1.69	1079.21	248.398	0	0	24A-0097	0.5 - 2.2 ft
Total PCDD/F TEQ (Bird)	RA-TEQ-B-DF	pg/g			303	303	0.037084	511.14	76.208216	0	0	24A-0120	0 - 0.5 ft
Total PCDD/F TEQ (Fish)	RA-TEQ-F-DF	pg/g			303	303	0.037084	436.355	47.33202	0	0	24A-0120	0 - 0.5 ft
Total PCDD/F TEQ (Mammal)	RA-TEQ-M-DF	pg/g			303	303	0.090612	799.607	59.93869	0	0	24A-0120	0 - 0.5 ft
TAL Metals and Mercury													
Aluminum	7429-90-5	mg/kg	7700	25000	293	293	2100	18000	6300	92	0	24A-0042	0 - 0.5 ft
Antimony	7440-36-0	mg/kg	3.1	2	293	106	0.28	14	2	5	40	24A-0143	0 - 0.5 ft
Arsenic	7440-38-2	mg/kg	0.68	9.8	293	292	0.44	36	4.9	289	23	24A-0169	1.1 - 1.5 ft
Barium	7440-39-3	mg/kg	1500	20	293	293	11	230	69	0	277	24A-0143	0 - 0.5 ft
Beryllium	7440-41-7	mg/kg	16		293	292	0.098	1.2	0.43	0	0	24A-0133	0 - 0.5 ft
Cadmium	7440-43-9	mg/kg	0.71	1	293	276	0.089	9.2	1.1	167	125	24A-0068	0.5 - 1.4 ft
Calcium	7440-70-2	mg/kg			293	293	500	72000	2100	0	0	24A-0155	0.5 - 1.2 ft
Chromium, Total	7440-47-3	mg/kg	0.95	43.4	293	293	4	330	65	293	161	24A-0039 24A-0042	0 - 0.5 ft 0 - 0.5 ft
Cobalt	7440-48-4	mg/kg	2.3	50	293	293	0.69	19	5.5	274	0	24A-0121 24A-0143	0 - 0.5 ft 0 - 0.5 ft
Copper	7440-50-8	mg/kg	310	31.6	293	293	1.3	3400	74	1	185	24A-0143	0 - 0.5 ft
Iron	7439-89-6	mg/kg	5500	20000	293	293	3000	75000	14000	287	51	24A-0070	1 - 1.3 ft
Lead	7439-92-1	mg/kg	200	35.8	293	293	4.9	990	180	117	246	24A-0143	0 - 0.5 ft
Magnesium	7439-95-4	mg/kg			293	293	680	6200	1900	0	0	24A-0150	0 - 0.5 ft
Manganese	7439-96-5	mg/kg	180	460	293	293	34	2500	480	195	91	24A-0044	0 - 0.5 ft
Mercury	7439-97-6	mg/kg	2.3	0.18	293	272	0.02	13	0.84	10	211	24A-0170	1.35 - 2.4 ft
Nickel	7440-02-0	mg/kg	140	22.7	293	293	1.2	34	9.1	0	4	24A-0143	0 - 0.5 ft
Potassium	7440-09-7	mg/kg			293	252	170	910	350	0	0	24A-0042	0 - 0.5 ft
Selenium	7782-49-2	mg/kg	39	11	293	49	0.74	2	1.4	0	0	24A-0043 24A-0074	1.7 - 3.4 ft 0.5 - 2 ft
Silver	7440-22-4	mg/kg	39	1	293	197	0.16	1.4	0.59	0	10	24A-0042 24A-0120	0 - 0.5 ft 0 - 0.5 ft
Sodium	7440-23-5	mg/kg			293	252	96	14000	320	0	0	24A-0046	0.5 - 2.5 ft
Thallium	7440-28-0	mg/kg	0.078		293	1	0.17	0.17	0.17	1	0	24A-0171	1.85 - 2.95 ft
Vanadium	7440-62-2	mg/kg	39		293	293	3.2	75	22	30	0	24A-0070	0.5 - 1 ft
Zinc	7440-66-6	mg/kg	2300	121	293	293	7	980	160	0	166	24A-0143	0 - 0.5 ft
PCB Congeners													
PCB-001	2051-60-7	ng/g	230	14	303	300	0.126	3760	60.4	11	180	24A-0151	0 - 0.5 ft
PCB-002	2051-61-8	ng/g	230	14	303	166	0.216	203	5.89	0	16	24A-0042	0 - 0.5 ft
PCB-003	2051-62-9	ng/g	230	14	303	271	0.259	1530	33.8	7	106	24A-0042	0 - 0.5 ft
PCB-004/010	PCB-4/10	ng/g	230	14	303	303	0.603	8630	293	59	249	24A-0042	0 - 0.5 ft

Table 30
Phase 2 Reach Sediment Analytical Results Statistics
Phase 2 Data Evaluation Summary Memorandum
Lower Neponset River
Boston and Milton, Massachusetts

Analyte	CAS Number	Units	Human Health PAL	Ecological PAL	Number of Samples	Number of Detections	Minimum Detected Value	Maximum Detected Value	Average Detected Value	Number of Samples Above Human Health PAL	Number of Samples Above of Ecological PAL	Location of Max. Detection	Depth of Max. Detection
PCB-005/008	PCB-5/8	ng/g	230	14	303	303	0.711	6160	200	51	253	24A-0151	0 - 0.5 ft
PCB-006	25569-80-6	ng/g	230	14	303	301	0.261	2440	117	44	184	24A-0042	0 - 0.5 ft
PCB-007/009	PCB-7/9	ng/g	230	14	303	274	0.197	237	11.1	1	49	24A-0042	0 - 0.5 ft
PCB-011	2050-67-1	ng/g	230	14	303	272	0.192	145	11.6	0	56	24A-0042	0 - 0.5 ft
PCB-012/013	PCB-12/13	ng/g	230	14	303	281	0.232	570	42.1	9	125	24A-0042	0 - 0.5 ft
PCB-014	34883-41-5	ng/g	230	14	303	3	0.438	1.36	0.847	0	0	24A-0042	0 - 0.5 ft
PCB-015	2050-68-2	ng/g	230	14	303	303	0.913	3370	317	87	262	24A-0042	0 - 0.5 ft
PCB-016/032	PCB-16/32	ng/g	230	14	303	303	0.908	13000	675	105	268	24A-0047	1.7 - 2.2 ft
PCB-017	37680-66-3	ng/g	230	14	303	303	0.765	4920	387	87	258	24A-0048	2 - 2.7 ft
PCB-018	37680-65-2	ng/g	230	14	303	303	0.292	8690	458	85	241	24A-0042	0 - 0.5 ft
PCB-019	38444-73-4	ng/g	230	14	303	303	0.435	5380	220	65	228	24A-0047	1.7 - 2.2 ft
PCB-020/021/033	PCB-20/21/33	ng/g	230	14	303	298	0.271	903	103	45	157	24A-0052	0.5 - 2 ft
PCB-022	38444-85-8	ng/g	230	14	303	300	0.219	2010	172	64	177	24A-0048	2 - 2.7 ft
PCB-023/034	PCB-23/34	ng/g	230	14	303	264	0.17	171	10.7	0	59	24A-0042	0 - 0.5 ft
PCB-024/027	PCB-24/27	ng/g	230	14	303	303	0.306	2700	112	39	191	24A-0047	1.7 - 2.2 ft
PCB-025	55712-37-3	ng/g	230	14	303	301	0.503	4030	267	76	227	24A-0042	0 - 0.5 ft
PCB-026	38444-81-4	ng/g	230	14	303	303	0.345	8030	453	90	260	24A-0042	0 - 0.5 ft
PCB-028	7012-37-5	ng/g	230	14	303	303	1.28	9980	750	115	275	24A-0056	0 - 0.5 ft
PCB-029	15862-07-4	ng/g	230	14	303	36	0.359	6.27	1.49	0	0	24A-0053	0 - 0.5 ft
PCB-030	35693-92-6	ng/g	230	14	303	89	0.12	6.06	1.26	0	0	24A-0048	2 - 2.7 ft
PCB-031	16606-02-3	ng/g	230	14	303	303	0.864	10600	610	109	266	24A-0042	0 - 0.5 ft
PCB-035	37680-69-6	ng/g	230	14	303	158	0.323	166	11.1	0	36	24A-0042	0 - 0.5 ft
PCB-036	38444-87-0	ng/g	230	14	303	1	27.9	27.9	27.9	0	1	24A-0053	0 - 0.5 ft
PCB-037	38444-90-5	ng/g	230	14	303	299	0.217	1190	130	62	202	24A-0092	0.5 - 1.3 ft
PCB-038	53555-66-1	ng/g	230	14	303	1	7.88	7.88	7.88	0	0	24A-0053	0 - 0.5 ft
PCB-039	38444-88-1	ng/g	230	14	303	169	0.264	49	5.66	0	15	24A-0047	1.7 - 2.2 ft
PCB-040	38444-93-8	ng/g	230	14	303	290	0.257	952	78.6	31	135	24A-0056	0 - 0.5 ft
PCB-041/064	PCB-41/64	ng/g	230	14	303	303	0.484	2600	268	80	250	24A-0056	0 - 0.5 ft
PCB-042	36559-22-5	ng/g	230	14	303	302	0.318	2330	224	76	229	24A-0056	0 - 0.5 ft
PCB-043/049	PCB-43/49	ng/g	230	14	303	303	1.41	8050	776	125	272	24A-0042	0 - 0.5 ft
PCB-044	41464-39-5	ng/g	230	14	303	303	0.389	6020	517	105	261	24A-0056	0 - 0.5 ft
PCB-045	70362-45-7	ng/g	230	14	303	298	0.301	1180	95.1	40	141	24A-0047	1.7 - 2.2 ft
PCB-046	41464-47-5	ng/g	230	14	303	292	0.157	433	44.8	13	115	24A-0056	0 - 0.5 ft
PCB-047/048/075	PCB-47/48/75	ng/g	230	14	303	303	1.4	5740	444	106	268	24A-0047	1.7 - 2.2 ft
PCB-050	62796-65-0	ng/g	230	14	303	259	0.106	77.8	5.11	0	24	24A-0047	1.7 - 2.2 ft
PCB-051	68194-04-7	ng/g	230	14	303	301	0.286	1370	80.4	29	162	24A-0047	1.7 - 2.2 ft
PCB-052/073	PCB-52/73	ng/g	230	14	303	303	1.25	8330	779	127	272	24A-0042	0 - 0.5 ft
PCB-053	41464-41-9	ng/g	230	14	303	302	0.332	2200	180	68	222	24A-0047	1.7 - 2.2 ft
PCB-054	15968-05-5	ng/g	230	14	303	274	0.0983	115	7.38	0	43	24A-0047	1.7 - 2.2 ft
PCB-055	74338-24-2	ng/g	230	14	303	170	0.128	45.5	4.76	0	15	24A-0092	0.5 - 1.3 ft
PCB-056/060	PCB-56/60	ng/g	230	14	303	302	0.326	1520	107	47	211	24A-0092	0.5 - 1.3 ft
PCB-057	70424-67-8	ng/g	230	14	303	259	0.152	215	12.2	0	61	24A-0042	0 - 0.5 ft
PCB-058	41464-49-7	ng/g	230	14	303	167	0.147	12	2.87	0	0	24A-0097	0.5 - 2.2 ft
PCB-059	74472-33-6	ng/g	230	14	303	294	0.199	433	36.8	9	107	24A-0056	0 - 0.5 ft
PCB-061/074	PCB-61/74	ng/g	230	14	303	303	0.344	1650	166	70	225	24A-0092	0.5 - 1.3 ft
PCB-062	54230-22-7	ng/g	230	14	303	1	1.5	1.5	1.5	0	0	24A-0052	0.5 - 2 ft
PCB-063	74472-34-7	ng/g	230	14	303	292	0.324	462	35	7	106	24A-0047	1.7 - 2.2 ft
PCB-065	33284-54-7	ng/g	230	14	303	33	0.196	5.24	1.43	0	0	24A-0092	0.5 - 1.3 ft
PCB-066/080	PCB-66/80	ng/g	230	14	303	303	0.834	2510	256	88	262	24A-0092	0.5 - 1.3 ft
PCB-067	73575-53-8	ng/g	230	14	303	276	0.121	119	12.9	0	72	24A-0092	0.5 - 1.3 ft
PCB-068	73575-52-7	ng/g	230	14	303	253	0.209	120	10	0	58	24A-0042	0 - 0.5 ft
PCB-069	60233-24-1	ng/g	230	14	303	116	0.218	26.1	4.1	0	5	24A-0047	1.7 - 2.2 ft
PCB-070	32598-11-1	ng/g	230	14	303	303	0.591	2370	222	80	260	24A-0097	0.5 - 2.2 ft
PCB-071	41464-46-4	ng/g	230	14	303	303	0.35	1830	202	72	228	24A-0042	0 - 0.5 ft
PCB-072	41464-42-0	ng/g	230	14	303	282	0.118	135	12.1	0	74	24A-0042	0 - 0.5 ft
PCB-076	70362-48-0	ng/g	230	14	303	0				0	0	-	-
PCB-077	32598-13-3	ng/g	38	14	303	293	0.198	317	36.2	79	132	24A-0092	0.5 - 1.3 ft
PCB-078	70362-49-1	ng/g	230	14	303	19	0.629	6.47	3.86	0	0	24A-0170	1.35 - 2.4 ft
PCB-079	41464-48-6	ng/g	230	14	303	9	0.417	8.29	3.22	0	0	24A-0120	0 - 0.5 ft
PCB-081	70362-50-4	ng/g	12	14	303	181	0.199	27.8	5.24	21	13	24A-0097	0.5 - 2.2 ft
PCB-082	52663-62-4	ng/g	230	14	303	291	0.304	309	30.3	3	113	24A-0097	0.5 - 2.2 ft
PCB-083/109	PCB-83/109	ng/g	230	14	303	285	0.218	164	18.1	0	86	24A-0056	0 - 0.5 ft

Table 30
Phase 2 Reach Sediment Analytical Results Statistics
Phase 2 Data Evaluation Summary Memorandum
Lower Neponset River
Boston and Milton, Massachusetts

Analyte	CAS Number	Units	Human Health PAL	Ecological PAL	Number of Samples	Number of Detections	Minimum Detected Value	Maximum Detected Value	Average Detected Value	Number of Samples Above Human Health PAL	Number of Samples Above of Ecological PAL	Location of Max. Detection	Depth of Max. Detection
PCB-084	52663-60-2	ng/g	230	14	303	297	0.274	667	71.4	29	176	24A-0056	0 - 0.5 ft
PCB-085/120	PCB-85/120	ng/g	230	14	303	289	0.646	397	53.3	12	172	24A-0092	0.5 - 1.3 ft
PCB-086/097	PCB-86/97	ng/g	230	14	303	292	0.656	612	62.5	18	178	24A-0097	0.5 - 2.2 ft
PCB-087/115/116	PCB-87/115/116	ng/g	230	14	303	293	1.03	880	94.1	39	205	24A-0097	0.5 - 2.2 ft
PCB-088/121	PCB-88/121	ng/g	230	14	303	121	0.194	9.59	2.1	0	0	24A-0097	0.5 - 2.2 ft
PCB-089/090/101	PCB-89/90/101	ng/g	230	14	303	303	0.648	1430	165	71	238	24A-0097	0.5 - 2.2 ft
PCB-091	68194-05-8	ng/g	230	14	303	300	0.301	685	65.7	21	181	24A-0047	1.7 - 2.2 ft
PCB-092	52663-61-3	ng/g	230	14	303	300	0.263	504	50.3	12	176	24A-0047	1.7 - 2.2 ft
PCB-093/095	PCB-93/95	ng/g	230	14	303	303	0.573	1570	177	71	231	24A-0056	0 - 0.5 ft
PCB-094	73575-55-0	ng/g	230	14	303	255	0.138	73.1	5.84	0	27	24A-0047	1.7 - 2.2 ft
PCB-096	73575-54-9	ng/g	230	14	303	260	0.158	62.6	6.26	0	37	24A-0047	1.7 - 2.2 ft
PCB-098/102	PCB-98/102	ng/g	230	14	303	290	0.269	245	22.6	1	99	24A-0047	1.7 - 2.2 ft
PCB-099	38380-01-7	ng/g	230	14	303	303	0.412	918	109	49	211	24A-0097	0.5 - 2.2 ft
PCB-100	39485-83-1	ng/g	230	14	303	249	0.233	44.8	4.46	0	12	24A-0047	1.7 - 2.2 ft
PCB-103	60145-21-3	ng/g	230	14	303	253	0.14	51.9	5.38	0	24	24A-0047	1.7 - 2.2 ft
PCB-104	56558-16-8	ng/g	230	14	303	113	0.11	3.79	0.519	0	0	24A-0063	0 - 0.5 ft
PCB-105/127	PCB-105/127	ng/g	120	14	303	265	0.361	719	64.2	47	161	24A-0097	0.5 - 2.2 ft
PCB-106/118	PCB-106/118	ng/g	120	14	303	303	0.54	1410	151	101	237	24A-0097	0.5 - 2.2 ft
PCB-107/108	PCB-107/108	ng/g	230	14	303	285	0.237	126	15.5	0	84	24A-0097	0.5 - 2.2 ft
PCB-110	38380-03-9	ng/g	230	14	303	303	0.902	2380	284	92	258	24A-0056	0 - 0.5 ft
PCB-111/117	PCB-111/117	ng/g	230	14	303	4	1.58	124	36.4	0	2	24A-0041	0.5 - 1.7 ft
PCB-112	74472-36-9	ng/g	230	14	303	196	0.14	16.6	2.18	0	2	24A-0047	1.7 - 2.2 ft
PCB-113	68194-10-5	ng/g	230	14	303	169	0.198	30.1	3.53	0	7	24A-0047	1.7 - 2.2 ft
PCB-114	74472-37-0	ng/g	120	14	303	233	0.227	54.7	6.05	0	31	24A-0097	0.5 - 2.2 ft
PCB-119	56558-17-9	ng/g	230	14	303	279	0.134	112	12.4	0	77	24A-0047	1.7 - 2.2 ft
PCB-122	76842-07-4	ng/g	230	14	303	183	0.188	24.6	3.59	0	4	24A-0097	0.5 - 2.2 ft
PCB-123	65510-44-3	ng/g	120	14	303	260	0.18	47.1	6.11	0	33	24A-0097	0.5 - 2.2 ft
PCB-124	70424-70-3	ng/g	230	14	303	250	0.185	49.5	5.91	0	29	24A-0097	0.5 - 2.2 ft
PCB-125	74472-39-2	ng/g	230	14	303	175	0.224	14.4	2.27	0	1	24A-0097	0.5 - 2.2 ft
PCB-126	57465-28-8	ng/g	0.036	14	303	74	0.852	10.5	3.41	74	0	24A-0047	1.7 - 2.2 ft
PCB-128	38380-07-3	ng/g	230	14	303	291	0.182	124	20.7	0	133	24A-0097	0.5 - 2.2 ft
PCB-129	55215-18-4	ng/g	230	14	303	256	0.122	32.5	5.26	0	21	24A-0097	0.5 - 2.2 ft
PCB-130	52663-66-8	ng/g	230	14	303	280	0.154	57.6	8.25	0	52	24A-0047	1.7 - 2.2 ft
PCB-131/142	PCB-131/142	ng/g	230	14	303	223	0.13	9.99	1.99	0	0	24A-0056	0 - 0.5 ft
PCB-132/168	PCB-132/168	ng/g	230	14	303	302	0.219	739	44.3	9	163	24A-0042	0 - 0.5 ft
PCB-133	35694-04-3	ng/g	230	14	303	242	0.147	21.8	2.73	0	4	24A-0047	1.7 - 2.2 ft
PCB-134	52704-70-8	ng/g	230	14	303	274	0.107	48.8	6.35	0	32	24A-0047	1.7 - 2.2 ft
PCB-135/144	PCB-135/144	ng/g	230	14	303	295	0.186	139	16.5	0	115	24A-0047	1.7 - 2.2 ft
PCB-136	38411-22-2	ng/g	230	14	303	297	0.138	98.5	12.4	0	87	24A-0047	1.7 - 2.2 ft
PCB-137	35694-06-5	ng/g	230	14	303	277	0.148	41.2	7.07	0	38	24A-0097	0.5 - 2.2 ft
PCB-138/163/164	PCB-138/163/164	ng/g	230	14	303	303	0.314	644	105	41	220	24A-0047	1.7 - 2.2 ft
PCB-139/149	PCB-139/149	ng/g	230	14	303	303	0.243	528	70.2	17	196	24A-0047	1.7 - 2.2 ft
PCB-140	59291-64-4	ng/g	230	14	303	177	0.21	7.3	1.35	0	0	24A-0042	0 - 0.5 ft
PCB-141	52712-04-6	ng/g	230	14	303	290	0.179	102	15.1	0	109	24A-0097	0.5 - 2.2 ft
PCB-143	68194-15-0	ng/g	230	14	303	111	0.167	3.3	1.06	0	0	24A-0092	0.5 - 1.3 ft
PCB-145	74472-40-5	ng/g	230	14	303	91	0.0753	0.952	0.299	0	0	24A-0047	1.7 - 2.2 ft
PCB-146	51908-16-8	ng/g	230	14	303	284	0.135	93	12.3	0	94	24A-0042	0 - 0.5 ft
PCB-147	68194-13-8	ng/g	230	14	303	281	0.0822	51.7	4.51	0	14	24A-0047	1.7 - 2.2 ft
PCB-148	74472-41-6	ng/g	230	14	303	143	0.0885	3.56	0.597	0	0	24A-0047	1.7 - 2.2 ft
PCB-150	68194-08-1	ng/g	230	14	303	165	0.078	4.53	0.504	0	0	24A-0047	1.7 - 2.2 ft
PCB-151	52663-63-5	ng/g	230	14	303	296	0.202	160	18	0	124	24A-0047	1.7 - 2.2 ft
PCB-152	68194-09-2	ng/g	230	14	303	175	0.0746	5.5	0.647	0	0	24A-0047	1.7 - 2.2 ft
PCB-153	35065-27-1	ng/g	230	14	303	291	0.262	398	62	11	187	24A-0097	0.5 - 2.2 ft
PCB-154	60145-22-4	ng/g	230	14	303	245	0.113	24.6	2.62	0	4	24A-0047	1.7 - 2.2 ft
PCB-155	33979-03-2	ng/g	230	14	303	6	0.036	0.25	0.143	0	0	24A-0063	0 - 0.5 ft
PCB-156	38380-08-4	ng/g	120	14	303	288	0.105	71.5	10.7	0	77	24A-0097	0.5 - 2.2 ft
PCB-157	69782-90-7	ng/g	120	14	303	219	0.102	19.8	4.04	0	8	24A-0047	1.7 - 2.2 ft
PCB-158/160	PCB-158/160	ng/g	230	14	303	291	0.136	425	17.9	4	82	24A-0042	0 - 0.5 ft
PCB-159	39635-35-3	ng/g	230	14	303	107	0.231	5.28	1.3	0	0	24A-0042	0 - 0.5 ft
PCB-161	74472-43-8	ng/g	230	14	303	11	0.488	47.5	18.4	0	8	24A-0120	0 - 0.5 ft
PCB-162	39635-34-2	ng/g	230	14	303	73	0.422	4.45	1.35	0	0	24A-0047	1.7 - 2.2 ft
PCB-165	74472-46-1	ng/g	230	14	303	41	0.148	27.9	1.46	0	1	24A-0095	0 - 0.5 ft

Table 30
Phase 2 Reach Sediment Analytical Results Statistics
Phase 2 Data Evaluation Summary Memorandum
Lower Neponset River
Boston and Milton, Massachusetts

Analyte	CAS Number	Units	Human Health PAL	Ecological PAL	Number of Samples	Number of Detections	Minimum Detected Value	Maximum Detected Value	Average Detected Value	Number of Samples Above Human Health PAL	Number of Samples Above of Ecological PAL	Location of Max. Detection	Depth of Max. Detection
PCB-166	41411-63-6	ng/g	230	14	303	105	0.182	3.68	1.16	0	0	24A-0047	1.7 - 2.2 ft
PCB-167	52663-72-6	ng/g	120	14	303	273	0.0782	33.8	4.95	0	19	24A-0044	1.7 - 3.6 ft
PCB-169	32774-16-6	ng/g	0.12	14	303	2	12.8	15.6	14.2	2	1	24A-0048	2 - 2.7 ft
PCB-170/190	PCB-170/190	ng/g	230	14	303	293	0.206	165	21.3	0	131	24A-0047	1.7 - 2.2 ft
PCB-171	52663-71-5	ng/g	230	14	303	280	0.102	42.6	5.73	0	26	24A-0047	1.7 - 2.2 ft
PCB-172/192	PCB-172/192	ng/g	230	14	303	218	0.0897	21.9	3.44	0	5	24A-0047	1.7 - 2.2 ft
PCB-173	68194-16-1	ng/g	230	14	303	149	0.135	3.45	0.816	0	0	24A-0047	1.7 - 2.2 ft
PCB-174	38411-25-5	ng/g	230	14	303	293	0.197	129	17.5	0	119	24A-0047	1.7 - 2.2 ft
PCB-175	40186-70-7	ng/g	230	14	303	201	0.062	6.15	1.01	0	0	24A-0047	1.7 - 2.2 ft
PCB-176	52663-65-7	ng/g	230	14	303	262	0.0623	16	2.29	0	1	24A-0047	1.7 - 2.2 ft
PCB-177	52663-70-4	ng/g	230	14	303	295	0.111	89.4	11	0	85	24A-0047	1.7 - 2.2 ft
PCB-178	52663-67-9	ng/g	230	14	303	266	0.128	37.5	4.46	0	12	24A-0047	1.7 - 2.2 ft
PCB-179	52663-64-6	ng/g	230	14	303	295	0.076	55.7	6.63	0	39	24A-0047	1.7 - 2.2 ft
PCB-180	35065-29-3	ng/g	230	14	303	302	0.194	293	36.3	2	172	24A-0047	1.7 - 2.2 ft
PCB-181	74472-47-2	ng/g	230	14	303	3	3.16	53	24.8	0	2	24A-0120	0 - 0.5 ft
PCB-182/187	PCB-182/187	ng/g	230	14	303	300	0.206	179	20.5	0	130	24A-0047	1.7 - 2.2 ft
PCB-183	52663-69-1	ng/g	230	14	303	293	0.0949	71.6	8.83	0	66	24A-0047	1.7 - 2.2 ft
PCB-184	74472-48-3	ng/g	230	14	303	2	0.111	0.122	0.117	0	0	24A-0063	0 - 0.5 ft
PCB-185	52712-05-7	ng/g	230	14	303	243	0.0745	15.9	2.52	0	2	24A-0057	0 - 0.5 ft
PCB-186	74472-49-4	ng/g	230	14	303	2	0.0863	0.139	0.113	0	0	24A-0063	0 - 0.5 ft
PCB-188	74487-85-7	ng/g	230	14	303	51	0.0452	0.672	0.143	0	0	24A-0047	1.7 - 2.2 ft
PCB-189	39635-31-9	ng/g	130	14	303	182	0.105	10.8	1.66	0	0	24A-0048	2 - 2.7 ft
PCB-191	74472-50-7	ng/g	230	14	303	204	0.0836	7.15	1.05	0	0	24A-0057	0 - 0.5 ft
PCB-193	69782-91-8	ng/g	230	14	303	245	0.16	88.9	2.89	0	4	24A-0120	0 - 0.5 ft
PCB-194	35694-08-7	ng/g	230	14	303	259	0.554	106	14.3	0	95	24A-0047	1.7 - 2.2 ft
PCB-195	52663-78-2	ng/g	230	14	303	228	0.469	92.7	6.32	0	17	24A-0048	2 - 2.7 ft
PCB-196/203	PCB-196/203	ng/g	230	14	303	281	0.244	124	13.6	0	96	24A-0057	0 - 0.5 ft
PCB-197	33091-17-7	ng/g	230	14	303	144	0.0861	5.82	0.763	0	0	24A-0048	2 - 2.7 ft
PCB-198	68194-17-2	ng/g	230	14	303	146	0.245	11.5	1.44	0	0	24A-0048	2 - 2.7 ft
PCB-199	52663-75-9	ng/g	230	14	303	280	0.179	87.6	11.5	0	82	24A-0057	0 - 0.5 ft
PCB-200	52663-73-7	ng/g	230	14	303	207	0.0995	89	2.4	0	2	24A-0048	2 - 2.7 ft
PCB-201	40186-71-8	ng/g	230	14	303	208	0.0992	12.1	1.68	0	0	24A-0057	0 - 0.5 ft
PCB-202	2136-99-4	ng/g	230	14	303	235	0.149	16.2	2.39	0	3	24A-0048	2 - 2.7 ft
PCB-204	74472-52-9	ng/g	230	14	303	4	0.365	4.11	1.81	0	0	24A-0120	0 - 0.5 ft
PCB-205	74472-53-0	ng/g	230	14	303	122	0.286	10.2	1.34	0	0	24A-0043	1.7 - 3.4 ft
PCB-206	40186-72-9	ng/g	230	14	303	263	0.162	45.6	6.55	0	26	24A-0057	0 - 0.5 ft
PCB-207	52663-79-3	ng/g	230	14	303	172	0.0657	6.56	1.04	0	0	24A-0057	0 - 0.5 ft
PCB-208	52663-77-1	ng/g	230	14	303	227	0.125	32.7	2.43	0	2	24A-0057	0 - 0.5 ft
PCB-209	2051-24-3	ng/g	230	14	303	246	0.142	22.2	3.9	0	3	24A-0042	0 - 0.5 ft
Total Decachlorobiphenyls	RA_Total_DECPCB	ng/g	230	14	303	246	0.142	22.2	3.9	0	3	24A-0042	0 - 0.5 ft
Total Dichlorobiphenyls	RA_Total_DIPCB	ng/g	230	14	303	303	3.023	18143.4	986.773	181	285	24A-0042	0 - 0.5 ft
Total Heptachlorobiphenyls	RA_Total_HEPPCB	ng/g	230	14	303	302	0.194	1153.25	141.255	66	238	24A-0047	1.7 - 2.2 ft
Total Hexachlorobiphenyls	RA_Total_HEXPCB	ng/g	230	14	303	303	0.819	3019.34	443.545	149	276	24A-0042	0 - 0.5 ft
Total Monochlorobiphenyls	RA_Total_MONPCB	ng/g	230	14	303	300	0.126	4258.1	94.2365	19	211	24A-0151	0 - 0.5 ft
Total Nonachlorobiphenyls	RA_Total_NONPCB	ng/g	230	14	303	263	0.162	63.86	9.3239	0	57	24A-0057	0 - 0.5 ft
Total Octachlorobiphenyls	RA_Total_OCTPCB	ng/g	230	14	303	283	0.469	442.94	49.7834	8	183	24A-0048	2 - 2.7 ft
Total Pentachlorobiphenyls	RA_Total_PENPCB	ng/g	230	14	303	303	3.147	12452.9	1464.31	204	293	24A-0097	0.5 - 2.2 ft
Total Tetrachlorobiphenyls	RA_Total_TETPCB	ng/g	230	14	303	303	9.192	40214.5	4597.96	257	298	24A-0056	0 - 0.5 ft
Total Trichlorobiphenyls	RA_Total_TRICPB	ng/g	230	14	303	303	5.202	54027.7	4347.87	232	297	24A-0042	0 - 0.5 ft
Total PCB Congeners	RA_Tot_PCB_Cong	ng/g	120	14	303	303	30.773	121209	12132.3	292	303	24A-0042	0 - 0.5 ft
Total PCB TEQ (Bird)	RA-TEQ-B-PCB	ng/g			303	303	0.0000054	19.5598648	2.15340661	0	0	24A-0092	0.5 - 1.3 ft
Total PCB TEQ (Fish)	RA-TEQ-F-PCB	ng/g			303	303	0.0000027	0.0990569	0.010411547	0	0	24A-0092	0.5 - 1.3 ft
Total PCB TEQ (Mammal)	RA-TEQ-M-PCB	ng/g			303	303	0.0000162	1.203675	0.097691762	0	0	24A-0048	2 - 2.7 ft
Grain Size													
%CLAY	%CLAY	%			298	298	-2.2	30.4	0.735	0	0	Not Calculated	Not Calculated
%COARSE SAND >.5-1MM (USDA classification)	%COARSESAND	%			298	298	0	37.8	6.41	0	0	Not Calculated	Not Calculated
%FINE SAND >.125-.25 mm (USDA classification)	%FINE SAND	%			298	298	0	83.5	32.1	0	0	Not Calculated	Not Calculated
%MEDIUM SAND >.25-5 mm (USDA classification)	%MEDIUM SAND	%			298	298	0	77.4	17.7	0	0	Not Calculated	Not Calculated
Gravel	GRAVEL	%			298	298	0	76.2	9.14	0	0	Not Calculated	Not Calculated
Hydrometer, Reading 1, Percent Passing	HYD01	%			298	298	0	40.8	3.65	0	0	Not Calculated	Not Calculated
Hydrometer, Reading 2, Percent Passing	HYD02	%			298	298	0	37.9	2.37	0	0	Not Calculated	Not Calculated
Hydrometer, Reading 3, Percent Passing	HYD03	%			298	298	0	35.5	1.58	0	0	Not Calculated	Not Calculated

Table 30
Phase 2 Reach Sediment Analytical Results Statistics
Phase 2 Data Evaluation Summary Memorandum
Lower Neponset River
Boston and Milton, Massachusetts

Analyte	CAS Number	Units	Human Health PAL	Ecological PAL	Number of Samples	Number of Detections	Minimum Detected Value	Maximum Detected Value	Average Detected Value	Number of Samples Above Human Health PAL	Number of Samples Above of Ecological PAL	Location of Max. Detection	Depth of Max. Detection
Hydrometer, Reading 4, Percent Passing	HYD04	%			298	298	-2.2	34.2	1.03	0	0	Not Calculated	Not Calculated
Hydrometer, Reading 5, Percent Passing	HYD05	%			298	298	-2.2	30.5	0.736	0	0	Not Calculated	Not Calculated
Hydrometer, Reading 6, Percent Passing	HYD06	%			298	298	-2.2	25.6	0.404	0	0	Not Calculated	Not Calculated
Hydrometer, Reading 7, Percent Passing	HYD07	%			298	298	-2.2	23.2	0.192	0	0	Not Calculated	Not Calculated
Sand	308075-07-2	%			298	298	8.7	96.3	56.2	0	0	Not Calculated	Not Calculated
SIEVE NO. 10, PERCENT PASSING (2.00 mm)	SIEVE10	%			298	298	16.1	100	84.4	0	0	Not Calculated	Not Calculated
SIEVE NO. 40, PERCENT PASSING (0.425 mm)	SIEVE40	%			298	298	0	99.8	66.8	0	0	Not Calculated	Not Calculated
SIEVE NO. 80, PERCENT PASSING	SIEVE80	%			298	298	0	95.7	49.2	0	0	Not Calculated	Not Calculated
SIEVE, NO. 20, PERCENT PASSING (0.85 mm)	SIEVE20	%			298	298	11.4	100	77.9	0	0	Not Calculated	Not Calculated
SIEVE, NO. 60, PERCENT PASSING	SIEVE60	%			298	298	0	97.6	56.8	0	0	Not Calculated	Not Calculated
Sieve-U.S. Std. No. 100 (0.15mm)	SIEVEUS100	%			298	298	0	95	46.1	0	0	Not Calculated	Not Calculated
Sieve-U.S. Std. No. 200 (0.075mm)	SIEVEUS200	%			298	298	0	87.9	34.7	0	0	Not Calculated	Not Calculated
Sieve-U.S. Std. No. 4 (4.75mm)	SIEVEUS4	%			298	298	23.8	100	90.9	0	0	Not Calculated	Not Calculated
Sieve-US Std. 0.375-inch (9.5 mm)	SIEVE0.375IN	%			298	298	46.2	100	96.6	0	0	Not Calculated	Not Calculated
Sieve-US Std. 0.75-inch (19 mm)	SIEVE0.75IN	%			298	298	100	100	100	0	0	Not Calculated	Not Calculated
Sieve-US Std. 1.5-inch (37.5 mm)	SIEVE1.5IN	%			298	298	100	100	100	0	0	Not Calculated	Not Calculated
SIEVE-US std. 1-inch (25 mm)	SIEVE1INCH	%			298	298	100	100	100	0	0	Not Calculated	Not Calculated
SIEVE-US std. 2-inch (50 mm)	SIEVE2INCH	%			298	298	100	100	100	0	0	Not Calculated	Not Calculated
SILT	445	%			298	298	0	85.9	34	0	0	24A-0052	0.5 - 2 ft
TCL SVOCs													
1,2,4,5-TETRACHLOROBENZENE	95-94-3	ug/kg	230	187	289	0				0	0	-	-
1,4-Dioxane (P-Dioxane)	123-91-1	ug/kg	5300		289	0				0	0	-	-
1-Methylnaphthalene	90-12-0	ug/kg	18	141	289	4	49	150	110	4	1	24A-0047	0.5 - 1.7 ft
2,3,4,6-TETRACHLOROPHENOL	58-90-2	ug/kg	190000	30	289	0				0	0	-	-
2,4,5-TRICHLOROPHENOL	95-95-4	ug/kg	630000	34	289	0				0	0	-	-
2,4,6-TRICHLOROPHENOL	88-06-2	ug/kg	6300		289	0				0	0	-	-
2,4-DICHLOROPHENOL	120-83-2	ug/kg	19000	57	289	0				0	0	-	-
2,4-DIMETHYLPHENOL	105-67-9	ug/kg	130000	39	289	0				0	0	-	-
2,4-DINITROPHENOL	51-28-5	ug/kg	13000	223	289	0				0	0	-	-
2,4-DINITROTOLUENE	121-14-2	ug/kg	1700	290	289	0				0	0	-	-
2,6-DINITROTOLUENE	606-20-2	ug/kg	360	296	289	0				0	0	-	-
2-CHLORONAPHTHALENE	91-58-7	ug/kg	480000		289	0				0	0	-	-
2-CHLOROPHENOL	95-57-8	ug/kg	39000	55	289	0				0	0	-	-
2-Methylnaphthalene	91-57-6	ug/kg	24000	20.2	289	5	64	230	140	0	5	24A-0047	0.5 - 1.7 ft
2-METHYLPHENOL (O-CRESOL)	95-48-7	ug/kg	320000	119	289	0				0	0	-	-
2-NITROANILINE	88-74-4	ug/kg	63000		289	0				0	0	-	-
2-NITROPHENOL	88-75-5	ug/kg	1900000	168	289	0				0	0	-	-
3,3'-DICHLOROBENZIDINE	91-94-1	ug/kg	1200	31	289	0				0	0	-	-
3-NITROANILINE	99-09-2	ug/kg	25000		289	0				0	0	-	-
4,6-DINITRO-2-METHYLPHENOL	534-52-1	ug/kg	510	1477	289	0				0	0	-	-
4-BROMOPHENYL PHENYL ETHER	101-55-3	ug/kg		47	289	0				0	0	-	-
4-CHLORO-3-METHYLPHENOL	59-50-7	ug/kg	630000	5	289	0				0	0	-	-
4-CHLOROANILINE	106-47-8	ug/kg	2700	0.9	289	0				0	0	-	-
4-CHLOROPHENYL PHENYL ETHER	7005-72-3	ug/kg			289	0				0	0	-	-
4-METHYLPHENOL (P-CRESOL)	106-44-5	ug/kg	130000	93	289	1	270	270	270	0	1	24A-0022	0 - 0.5 ft
4-Nitroaniline	100-01-6	ug/kg	25000		289	0				0	0	-	-
4-NITROPHENOL	100-02-7	ug/kg	1900000	153	289	0				0	0	-	-
Acenaphthene	83-32-9	ug/kg	360000	6.7	289	22	49	960	200	0	22	24A-0158	0 - 0.5 ft
ACENAPHTHYLENE	208-96-8	ug/kg	360000	5.9	289	15	57	180	90	0	15	24A-0108	0 - 0.5 ft
Acetophenone	98-86-2	ug/kg	780000		289	103	53	510	170	0	0	24A-0034	0 - 0.5 ft
ANTHRACENE	120-12-7	ug/kg	1800000	57	289	69	45	1800	190	0	65	24A-0047	0.5 - 1.7 ft
ATRAZINE	1912-24-9	ug/kg	2400	0.3	289	0				0	0	-	-
BENZALDEHYDE	100-52-7	ug/kg	170000	59	289	1	56	56	56	0	0	24A-0031	0 - 0.5 ft
BENZO(A)ANTHRACENE	56-55-3	ug/kg	1100	108	289	182	43	2700	290	6	127	24A-0047	0.5 - 1.7 ft
BENZO(A)PYRENE	50-32-8	ug/kg	110	150	289	143	45	1000	200	85	59	24A-0047 24A-0108	0.5 - 1.7 ft 0 - 0.5 ft
Benzo(B)Fluoranthene	205-99-2	ug/kg	1100	190	289	205	44	2700	370	14	97	24A-0047	0.5 - 1.7 ft
Benzo(G,H,I)Perylene	191-24-2	ug/kg	180000	170	289	46	41	520	110	0	4	24A-0127	0 - 0.5 ft
Benzo(K)Fluoranthene	207-08-9	ug/kg	11000	240	289	102	45	1000	220	0	32	24A-0047	0.5 - 1.7 ft
BENZYL BUTYL PHTHALATE	85-68-7	ug/kg	290000	100	289	4	55	180	98	0	1	24A-0053	0 - 0.5 ft
BIPHENYL (DIPHENYL)	92-52-4	ug/kg	4700	198	289	2	57	63	60	0	0	24A-0047	0.5 - 1.7 ft
BIS(2-CHLOROETHOXY) METHANE	111-91-1	ug/kg	19000		289	0				0	0	-	-

Table 30
Phase 2 Reach Sediment Analytical Results Statistics
Phase 2 Data Evaluation Summary Memorandum
Lower Neponset River
Boston and Milton, Massachusetts

Analyte	CAS Number	Units	Human Health PAL	Ecological PAL	Number of Samples	Number of Detections	Minimum Detected Value	Maximum Detected Value	Average Detected Value	Number of Samples Above Human Health PAL	Number of Samples Above of Ecological PAL	Location of Max. Detection	Depth of Max. Detection
BIS(2-CHLOROETHYL) ETHER (2-CHLOROETHYL ETHER)	111-44-4	ug/kg	230		289	0				0	0	-	-
BIS(2-CHLOROISOPROPYL) ETHER	108-60-1	ug/kg	310000		289	0				0	0	-	-
BIS(2-ETHYLHEXYL) PHTHALATE	117-81-7	ug/kg	39000	180	289	78	53	7200	400	0	54	24A-0111	0 - 0.5 ft
Caprolactam	105-60-2	ug/kg	3100000		289	0				0	0	-	-
CARBAZOLE	86-74-8	ug/kg	240000	69	289	28	46	740	150	0	22	24A-0047	0.5 - 1.7 ft
CHRYSENE	218-01-9	ug/kg	110000	166	289	191	46	2800	320	0	100	24A-0047	0.5 - 1.7 ft
DIBENZ(A,H)ANTHRACENE	53-70-3	ug/kg	110	33	289	46	59	370	130	17	46	24A-0047	0.5 - 1.7 ft
Dibenzofuran	132-64-9	ug/kg	7800	510	289	15	40	570	160	0	1	24A-0047	0.5 - 1.7 ft
Diethyl Phthalate	84-66-2	ug/kg	5100000	630	289	0				0	0	-	-
DIMETHYL PHTHALATE	131-11-3	ug/kg	5100000	678	289	0				0	0	-	-
Di-N-Butyl Phthalate	84-74-2	ug/kg	630000	11	289	2	380	13000	6700	0	2	24A-0063	0.5 - 2.3 ft
DI-N-OCTYLPHTHALATE	117-84-0	ug/kg	63000	39	289	1	240	240	240	0	1	24A-0151	1.9 - 2.8 ft
FLUORANTHENE	206-44-0	ug/kg	240000	423	289	225	63	8500	630	0	88	24A-0047	0.5 - 1.7 ft
FLUORENE	86-73-7	ug/kg	240000	77	289	25	45	870	190	0	17	24A-0158	0 - 0.5 ft
HEXACHLOROBENZENE	118-74-1	ug/kg	78	20	289	0				0	0	-	-
Hexachlorobutadiene	87-68-3	ug/kg	1200		289	0				0	0	-	-
HEXACHLOROCYCLOPENTADIENE	77-47-4	ug/kg	180	6.5	289	0				0	0	-	-
HEXACHLOROETHANE	67-72-1	ug/kg	1800	27	289	0				0	0	-	-
INDENO(1,2,3-C,D)PYRENE	193-39-5	ug/kg	1100	200	289	104	40	870	180	0	32	24A-0108	0 - 0.5 ft
ISOPHORONE	78-59-1	ug/kg	570000	876	289	0				0	0	-	-
Naphthalene	91-20-3	ug/kg	2000	176	289	15	53	460	130	0	3	24A-0047	0.5 - 1.7 ft
NITROBENZENE	98-95-3	ug/kg	5100	407	289	0				0	0	-	-
N-NITROSODI-N-PROPYLAMINE	621-64-7	ug/kg	78		289	0				0	0	-	-
N-NITROSODIPHENYLAMINE	86-30-6	ug/kg	110000	110	289	0				0	0	-	-
PENTACHLOROPHENOL	87-86-5	ug/kg	1000	10	289	0				0	0	-	-
PHENANTHRENE	85-01-8	ug/kg	1800000	204	289	187	43	8600	460	0	104	24A-0047	0.5 - 1.7 ft
PHENOL	108-95-2	ug/kg	1900000	175	289	27	41	180	86	0	1	24A-0034	0 - 0.5 ft
PYRENE	129-00-0	ug/kg	180000	195	289	214	58	4800	430	0	125	24A-0047	0.5 - 1.7 ft
TCL VOCs													
1,1,1-Trichloroethane (TCA)	71-55-6	ug/kg	810000	70	286	0				0	0	-	-
1,1,2,2-TETRACHLOROETHANE	79-34-5	ug/kg	600	250	286	1	1.1	1.1	1.1	0	0	24A-0024	0 - 0.5 ft
1,1,2-TRICHLORO-1,2,2-TRIFLUOROETHANE	76-13-1	ug/kg	670000		286	0				0	0	-	-
1,1,2-Trichloroethane	79-00-5	ug/kg	150	538	286	1	0.88	0.88	0.88	0	0	24A-0024	0 - 0.5 ft
1,1-Dichloroethane	75-34-3	ug/kg	3600	20	286	0				0	0	-	-
1,1-Dichloroethene	75-35-4	ug/kg	480	100	286	0				0	0	-	-
1,2,3-Trichlorobenzene	87-61-6	ug/kg	6300	113	286	2	0.74	0.75	0.75	0	0	24A-0028	0 - 0.5 ft
1,2,3-TRICHLOROPROPANE	96-18-4	ug/kg	5.1		286	0				0	0	-	-
1,2,4-TRICHLOROBENZENE	120-82-1	ug/kg	5800	11	286	0				0	0	-	-
1,2,4-Trimethylbenzene	95-63-6	ug/kg	30000	97	286	1	2.4	2.4	2.4	0	0	24A-0063	0.5 - 2.3 ft
1,2-Dibromo-3-Chloropropane	96-12-8	ug/kg	5.3		286	0				0	0	-	-
1,2-Dibromoethane (Ethylene Dibromide)	106-93-4	ug/kg	36		286	0				0	0	-	-
1,2-Dichlorobenzene	95-50-1	ug/kg	180000	95	286	1	0.94	0.94	0.94	0	0	24A-0024	0 - 0.5 ft
1,2-Dichloroethane	107-06-2	ug/kg	460	986	286	0				0	0	-	-
1,2-DICHLOROPROPANE	78-87-5	ug/kg	1600	428	286	0				0	0	-	-
1,3,5-Trimethylbenzene (Mesitylene)	108-67-8	ug/kg	27000	164	286	0				0	0	-	-
1,3-DICHLOROBENZENE	541-73-1	ug/kg	2600	89	286	1	0.85	0.85	0.85	0	0	24A-0024	0 - 0.5 ft
1,4-DICHLOROBENZENE	106-46-7	ug/kg	2600	30	286	1	0.94	0.94	0.94	0	0	24A-0024	0 - 0.5 ft
2-HEXANONE	591-78-6	ug/kg	20000	45	286	0				0	0	-	-
ACETONE	67-64-1	ug/kg	7000000	65	286	116	9	220	57	0	37	24A-0080	0 - 0.5 ft
Benzene	71-43-2	ug/kg	1200	10	286	0				0	0	-	-
BROMOCHLOROMETHANE	74-97-5	ug/kg	15000		286	0				0	0	-	-
BROMODICHLOROMETHANE	75-27-4	ug/kg	290	210	286	0				0	0	-	-
BROMOFORM	75-25-2	ug/kg	19000	142	286	0				0	0	-	-
BROMOMETHANE	74-83-9	ug/kg	680	6.5	286	0				0	0	-	-
CARBON DISULFIDE	75-15-0	ug/kg	77000	7.8	286	11	0.94	3.3	1.8	0	0	24A-0052	0.5 - 2 ft
CARBON TETRACHLORIDE	56-23-5	ug/kg	650	57	286	1	0.86	0.86	0.86	0	0	24A-0024	0 - 0.5 ft
Chlorobenzene	108-90-7	ug/kg	28000	30	286	1	0.82	0.82	0.82	0	0	24A-0024	0 - 0.5 ft
CHLOROETHANE	75-00-3	ug/kg	540000		286	0				0	0	-	-
Chloroform	67-66-3	ug/kg	320	87	286	1	5.4	5.4	5.4	0	0	24A-0049	0 - 0.5 ft
CHLOROMETHANE	74-87-3	ug/kg	11000		286	0				0	0	-	-
CIS-1,2-DICHLOROETHYLENE	156-59-2	ug/kg	6300	432	286	0				0	0	-	-
cis-1,3-Dichloropropene	10061-01-5	ug/kg	1800		286	0				0	0	-	-

Table 30
Phase 2 Reach Sediment Analytical Results Statistics
Phase 2 Data Evaluation Summary Memorandum
Lower Neponset River
Boston and Milton, Massachusetts

Analyte	CAS Number	Units	Human Health PAL	Ecological PAL	Number of Samples	Number of Detections	Minimum Detected Value	Maximum Detected Value	Average Detected Value	Number of Samples Above Human Health PAL	Number of Samples Above of Ecological PAL	Location of Max. Detection	Depth of Max. Detection
Cyclohexane	110-82-7	ug/kg	650000		286	0				0	0	-	-
DIBROMOCHLOROMETHANE	124-48-1	ug/kg	8300	198	286	0				0	0	-	-
Dichlorodifluoromethane	75-71-8	ug/kg	8700		286	0				0	0	-	-
Ethylbenzene	100-41-4	ug/kg	5800	290	286	1	0.66	0.66	0.66	0	0	24A-0024	0 - 0.5 ft
Isopropylbenzene (Cumene)	98-82-8	ug/kg	190000	35	286	0				0	0	-	-
m,p-Xylene	179601-23-1	ug/kg	55000		286	1	0.61	0.61	0.61	0	0	24A-0024	0 - 0.5 ft
METHYL ACETATE	79-20-9	ug/kg	7800000		286	7	2.6	1700	420	0	0	24A-0156	0 - 0.5 ft
Methyl Ethyl Ketone (2-Butanone)	78-93-3	ug/kg	2700000	7604	286	74	7	80	28	0	0	24A-0080	0 - 0.5 ft
METHYL ISOBUTYL KETONE (4-METHYL-2-PENTANONE)	108-10-1	ug/kg	3300000	73	286	0				0	0	-	-
Methylcyclohexane	108-87-2	ug/kg	9800		286	1	0.72	0.72	0.72	0	0	24A-0024	0 - 0.5 ft
Methylene Chloride	75-09-2	ug/kg	35000	18	286	2	6	10	8	0	0	24A-0095	0 - 0.5 ft
o-Xylene (1,2-Dimethylbenzene)	95-47-6	ug/kg	64000		286	0				0	0	-	-
Styrene	100-42-5	ug/kg	600000	126	286	0				0	0	-	-
TERT-BUTYL METHYL ETHER	1634-04-4	ug/kg	47000	304	286	0				0	0	-	-
Tetrachloroethylene (PCE)	127-18-4	ug/kg	8100	2	286	1	0.89	0.89	0.89	0	0	24A-0024	0 - 0.5 ft
Toluene	108-88-3	ug/kg	490000	10	286	15	0.79	1500	180	0	7	24A-0156	0 - 0.5 ft
Trans-1,2-Dichloroethylene	156-60-5	ug/kg	7000	389	286	1	0.72	0.72	0.72	0	0	24A-0024	0 - 0.5 ft
Trans-1,3-Dichloropropene	10061-02-6	ug/kg	1800		286	0				0	0	-	-
Trichloroethylene (TCE)	79-01-6	ug/kg	410	78	286	1	0.82	0.82	0.82	0	0	24A-0024	0 - 0.5 ft
Trichlorofluoromethane	75-69-4	ug/kg	2300000		286	1	0.68	0.68	0.68	0	0	24A-0024	0 - 0.5 ft
Vinyl Chloride	75-01-4	ug/kg	59	482	286	0				0	0	-	-
Total Organic Carbon													
TOTAL ORGANIC CARBON	TOC	mg/kg			298	298	1100	250000	48000	0	0	24A-0112	0 - 0.5 ft

Table 30
Phase 2 Reach Sediment Analytical Results Statistics
Phase 2 Data Evaluation Summary Memorandum
Lower Neponset River
Boston and Milton, Massachusetts

Notes:
(a) The number of samples shown and the calculation of summary statistics treated the parent and field duplicate as individual samples.

Sums and TEQ:
(a) The homolog groups sums for PCBs and PCDD/Fs were calculated by summing the detected congeners in each group; if no congeners in a group were detected, the maximum reporting detection limit for any individual congener in that homolog group was used.
(b) The concentration of total PCB congeners was calculated as the sum of detected congeners in each sample.
(c) PCDD/F TEQ and PCB Toxic Equivalency (TEQ) values were calculated by summing the detected compounds in each group that have been multiplied by their specific Toxic Equivalency Factors (TEFs); see Table 51 for more details. For any sample that did not have any detected compounds, the resulting TEQ is shown as a zero.
(d) For coelution of dioxin-like (DL) and non-DL congeners, TEF is applied to the full reported concentration.
(e) Calculated total values are inclusive of Estimated Maximum Possible Concentration (EMPC) results.

Project Action Limits (PALs):
A blank cell for the PAL indicates no PAL is available.
See Table 51 for additional details.

Analytes:
PCB - polychlorinated biphenyl
PCDD/F - polychlorinated dibenzodioxins/furans
TAL - target analyte list
TCL - target compound list
SVOCs - semi-volatile organic compounds
VOCs - volatile organic compounds

Units:
mg/kg - milligrams per kilogram
ng/g - nanograms per gram
pg/g - picograms per gram
ug/kg - micrograms per kilogram

Table 31
Pine Tree Brook Sediment Analytical Results Statistics
Phase 2 Data Evaluation Summary Memorandum
Lower Neponset River
Boston and Milton, Massachusetts

Analyte	CAS Number	Units	Human Health PAL	Ecological PAL	Number of Samples	Number of Detections	Minimum Detected Value	Maximum Detected Value	Average Detected Value	Number of Samples Above Human Health	Number of Samples Above of Ecological PAL	Location of Max. Detection	Depth of Max. Detection
PCDD/F													
1,2,3,4,6,7,8-HpCDD	35822-46-9	pg/g	480	500	10	10	6.37	713	101	1	1	24A-0167	0 - 0.5 ft
1,2,3,4,6,7,8-HpCDF	67562-39-4	pg/g	480	50	10	10	2.35	245	34.9	0	1	24A-0167	0 - 0.5 ft
1,2,3,4,7,8,9-HpCDF	55673-89-7	pg/g	480	50	10	6	0.381	10.2	2.52	0	0	24A-0167	0 - 0.5 ft
1,2,3,4,7,8-HxCDD	39227-28-6	pg/g	48	1	10	9	0.485	4.62	1.31	0	4	24A-0167	0 - 0.5 ft
1,2,3,4,7,8-HxCDF	70648-26-9	pg/g	48	5	10	9	0.271	3.34	1.14	0	0	24A-0167	0 - 0.5 ft
1,2,3,6,7,8-HxCDD	57653-85-7	pg/g	48	50	10	9	0.54	20.1	3.71	0	0	24A-0167	0 - 0.5 ft
1,2,3,6,7,8-HxCDF	57117-44-9	pg/g	48	5	10	9	0.164	2.24	0.982	0	0	24A-0167	0 - 0.5 ft
1,2,3,7,8,9-HxCDD	19408-74-3	pg/g	48	50	10	8	0.435	9.66	2.48	0	0	24A-0167	0 - 0.5 ft
1,2,3,7,8,9-HxCDF	72918-21-9	pg/g	48	5	10	1	0.305	0.305	0.305	0	0	24A-0159	0 - 0.5 ft
1,2,3,7,8-PeCDD	40321-76-4	pg/g	4.8	0.5	10	3	0.765	3.22	1.61	0	3	24A-0167	0 - 0.5 ft
1,2,3,7,8-PeCDF	57117-41-6	pg/g	160	10	10	1	0.49	0.49	0.49	0	0	24A-0167	0 - 0.5 ft
2,3,4,6,7,8-HxCDF	60851-34-5	pg/g	48	5	10	9	0.456	4.13	1.48	0	0	24A-0167	0 - 0.5 ft
2,3,4,7,8-PeCDF	57117-31-4	pg/g	16	1	10	9	0.499	3.57	1.56	0	5	24A-0167	0 - 0.5 ft
2,3,7,8-TCDD	1746-01-6	pg/g	4.8	0.5	10	1	0.467	0.467	0.467	0	0	24A-0167	0 - 0.5 ft
2,3,7,8-TCDF	51207-31-9	pg/g	48	10	10	2	0.308	0.685	0.497	0	0	24A-0166	0 - 0.5 ft
OCDD	3268-87-9	pg/g	16000	5000	10	10	47.5	6130	828	0	1	24A-0167	0 - 0.5 ft
OCDF	39001-02-0	pg/g	16000	5000	10	10	3.93	1510	175	0	0	24A-0167	0 - 0.5 ft
Total HpCDD	RA_Total_HpCDD	pg/g			10	10	12.12	1052	162.9	0	0	24A-0167	0 - 0.5 ft
Total HpCDF	RA_Total_HpCDF	pg/g			10	10	5.03	1100.2	134.58	0	0	24A-0167	0 - 0.5 ft
Total HxCDD	RA_Total_HxCDD	pg/g	100		10	10	2.034	143.04	23.487	1	0	24A-0167	0 - 0.5 ft
Total HxCDF	RA_Total_HxCDF	pg/g			10	10	3.833	298.77	44.91	0	0	24A-0167	0 - 0.5 ft
Total PeCDD	RA_Total_PeCDD	pg/g			10	4	1.02	45.368	13.577	0	0	24A-0167	0 - 0.5 ft
Total PeCDF	RA_Total_PeCDF	pg/g			10	10	3.5	82.75	21.622	0	0	24A-0167	0 - 0.5 ft
Total TCDD	RA_Total_TCDD	pg/g			10	2	3.466	54.767	29.117	0	0	24A-0167	0 - 0.5 ft
Total TCDF	RA_Total_TCDF	pg/g			10	9	0.433	48.745	9.5798	0	0	24A-0167	0 - 0.5 ft
Total PCDD/F TEQ (Bird)	RA-TEQ-B-DF	pg/g			10	10	0.126363	13.704	3.217886	0	0	24A-0167	0 - 0.5 ft
Total PCDD/F TEQ (Fish)	RA-TEQ-F-DF	pg/g			10	10	0.126363	13.1041	2.771342	0	0	24A-0167	0 - 0.5 ft
Total PCDD/F TEQ (Mammal)	RA-TEQ-M-DF	pg/g			10	10	0.205769	21.1557	3.616074	0	0	24A-0167	0 - 0.5 ft
TAL Metals and Mercury													
Aluminum	7429-90-5	mg/kg	7700	25000	10	10	2100	6500	3600	0	0	24A-0166	0 - 0.5 ft
Antimony	7440-36-0	mg/kg	3.1	2	10	0				0	0	-	-
Arsenic	7440-38-2	mg/kg	0.68	9.8	10	10	1.1	4.2	2.1	10	0	24A-0161	0 - 0.5 ft
Barium	7440-39-3	mg/kg	1500	20	10	10	9.8	48	23	0	5	24A-0166	0 - 0.5 ft
Beryllium	7440-41-7	mg/kg	16		10	10	0.23	0.53	0.34	0	0	24A-0166	0 - 0.5 ft
Cadmium	7440-43-9	mg/kg	0.71	1	10	8	0.089	0.31	0.18	0	0	24A-0166	0 - 0.5 ft
Calcium	7440-70-2	mg/kg			10	10	800	2800	1500	0	0	24A-0166	0 - 0.5 ft
Chromium, Total	7440-47-3	mg/kg	0.95	43.4	10	10	3	14	6	10	0	24A-0166	0 - 0.5 ft
Cobalt	7440-48-4	mg/kg	2.3	50	10	10	1.9	5.6	3.2	7	0	24A-0166	0 - 0.5 ft
Copper	7440-50-8	mg/kg	310	31.6	10	10	7.2	26	12	0	0	24A-0166	0 - 0.5 ft
Iron	7439-89-6	mg/kg	5500	20000	10	10	4200	26000	10000	8	1	24A-0166	0 - 0.5 ft
Lead	7439-92-1	mg/kg	200	35.8	10	10	23	190	61	0	5	24A-0164	0 - 0.5 ft
Magnesium	7439-95-4	mg/kg			10	10	990	2800	1800	0	0	24A-0166	0 - 0.5 ft
Manganese	7439-96-5	mg/kg	180	460	10	10	96	740	240	6	1	24A-0162	0 - 0.5 ft
Mercury	7439-97-6	mg/kg	2.3	0.18	10	5	0.017	0.051	0.035	0	0	24A-0167	0 - 0.5 ft
Nickel	7440-02-0	mg/kg	140	22.7	10	10	2.9	9.3	4.7	0	0	24A-0166	0 - 0.5 ft
Potassium	7440-09-7	mg/kg			10	8	180	460	260	0	0	24A-0166	0 - 0.5 ft
Selenium	7782-49-2	mg/kg	39	11	10	0				0	0	-	-
Silver	7440-22-4	mg/kg	39	1	10	0				0	0	-	-
Sodium	7440-23-5	mg/kg			10	4	100	200	150	0	0	24A-0166	0 - 0.5 ft
Thallium	7440-28-0	mg/kg	0.078		10	0				0	0	-	-
Vanadium	7440-62-2	mg/kg	39		10	10	4.9	16	8.1	0	0	24A-0166	0 - 0.5 ft
Zinc	7440-66-6	mg/kg	2300	121	10	10	30	85	49	0	0	24A-0166	0 - 0.5 ft
PCB Congeners													
PCB-001	2051-60-7	ng/g	230	14	10	5	0.186	1.11	0.587	0	0	24A-0166	0 - 0.5 ft
PCB-002	2051-61-8	ng/g	230	14	10	0				0	0	-	-
PCB-003	2051-62-9	ng/g	230	14	10	1	0.595	0.595	0.595	0	0	24A-0166	0 - 0.5 ft

Table 31
Pine Tree Brook Sediment Analytical Results Statistics
Phase 2 Data Evaluation Summary Memorandum
Lower Neponset River
Boston and Milton, Massachusetts

Analyte	CAS Number	Units	Human Health PAL	Ecological PAL	Number of Samples	Number of Detections	Minimum Detected Value	Maximum Detected Value	Average Detected Value	Number of Samples Above Human Health	Number of Samples Above of Ecological PAL	Location of Max. Detection	Depth of Max. Detection
PCB-004/010	PCB-4/10	ng/g	230	14	10	9	0.624	3.51	1.54	0	0	24A-0162	0 - 0.5 ft
PCB-005/008	PCB-5/8	ng/g	230	14	10	10	0.338	2.19	0.957	0	0	24A-0162	0 - 0.5 ft
PCB-006	25569-80-6	ng/g	230	14	10	8	0.311	1.78	0.794	0	0	24A-0166	0 - 0.5 ft
PCB-007/009	PCB-7/9	ng/g	230	14	10	0				0	0	-	-
PCB-011	2050-67-1	ng/g	230	14	10	0				0	0	-	-
PCB-012/013	PCB-12/13	ng/g	230	14	10	0				0	0	-	-
PCB-014	34883-41-5	ng/g	230	14	10	0				0	0	-	-
PCB-015	2050-68-2	ng/g	230	14	10	5	0.404	1.21	0.828	0	0	24A-0161	0 - 0.5 ft
PCB-016/032	PCB-16/32	ng/g	230	14	10	10	0.59	3.21	1.9	0	0	24A-0161	0 - 0.5 ft
PCB-017	37680-66-3	ng/g	230	14	10	9	0.656	3.79	1.79	0	0	24A-0165	0 - 0.5 ft
PCB-018	37680-65-2	ng/g	230	14	10	10	0.346	2.45	0.972	0	0	24A-0166	0 - 0.5 ft
PCB-019	38444-73-4	ng/g	230	14	10	8	0.591	1.77	1.09	0	0	24A-0161	0 - 0.5 ft
PCB-020/021/033	PCB-20/21/33	ng/g	230	14	10	2	84.4	175	130	0	2	24A-0165	0 - 0.5 ft
PCB-022	38444-85-8	ng/g	230	14	10	2	0.281	0.351	0.316	0	0	24A-0166	0 - 0.5 ft
PCB-023/034	PCB-23/34	ng/g	230	14	10	0				0	0	-	-
PCB-024/027	PCB-24/27	ng/g	230	14	10	8	0.133	0.752	0.415	0	0	24A-0161	0 - 0.5 ft
PCB-025	55712-37-3	ng/g	230	14	10	7	0.257	0.74	0.485	0	0	24A-0166	0 - 0.5 ft
PCB-026	38444-81-4	ng/g	230	14	10	9	0.476	1.59	0.821	0	0	24A-0166	0 - 0.5 ft
PCB-028	7012-37-5	ng/g	230	14	10	10	0.392	1.1	0.76	0	0	24A-0161	0 - 0.5 ft
PCB-029	15862-07-4	ng/g	230	14	10	0				0	0	-	-
PCB-030	35693-92-6	ng/g	230	14	10	0				0	0	-	-
PCB-031	16606-02-3	ng/g	230	14	10	10	0.483	2.34	1.09	0	0	24A-0166	0 - 0.5 ft
PCB-035	37680-69-6	ng/g	230	14	10	0				0	0	-	-
PCB-036	38444-87-0	ng/g	230	14	10	0				0	0	-	-
PCB-037	38444-90-5	ng/g	230	14	10	0				0	0	-	-
PCB-038	53555-66-1	ng/g	230	14	10	0				0	0	-	-
PCB-039	38444-88-1	ng/g	230	14	10	0				0	0	-	-
PCB-040	38444-93-8	ng/g	230	14	10	0				0	0	-	-
PCB-041/064	PCB-41/64	ng/g	230	14	10	8	0.184	0.424	0.323	0	0	24A-0160	0 - 0.5 ft
PCB-042	36559-22-5	ng/g	230	14	10	3	0.252	0.376	0.294	0	0	24A-0165	0 - 0.5 ft
PCB-043/049	PCB-43/49	ng/g	230	14	10	10	0.347	1.34	0.915	0	0	24A-0161	0 - 0.5 ft
PCB-044	41464-39-5	ng/g	230	14	10	9	0.283	0.746	0.457	0	0	24A-0166	0 - 0.5 ft
PCB-045	70362-45-7	ng/g	230	14	10	0				0	0	-	-
PCB-046	41464-47-5	ng/g	230	14	10	0				0	0	-	-
PCB-047/048/075	PCB-47/48/75	ng/g	230	14	10	9	0.249	1.1	0.622	0	0	24A-0161	0 - 0.5 ft
PCB-050	62796-65-0	ng/g	230	14	10	0				0	0	-	-
PCB-051	68194-04-7	ng/g	230	14	10	6	0.226	0.398	0.306	0	0	24A-0161	0 - 0.5 ft
PCB-052/073	PCB-52/73	ng/g	230	14	10	10	0.43	1.41	0.933	0	0	24A-0166	0 - 0.5 ft
PCB-053	41464-41-9	ng/g	230	14	10	8	0.273	0.607	0.419	0	0	24A-0161	0 - 0.5 ft
PCB-054	15968-05-5	ng/g	230	14	10	0				0	0	-	-
PCB-055	74338-24-2	ng/g	230	14	10	0				0	0	-	-
PCB-056/060	PCB-56/60	ng/g	230	14	10	0				0	0	-	-
PCB-057	70424-67-8	ng/g	230	14	10	0				0	0	-	-
PCB-058	41464-49-7	ng/g	230	14	10	0				0	0	-	-
PCB-059	74472-33-6	ng/g	230	14	10	1	0.149	0.149	0.149	0	0	24A-0162	0 - 0.5 ft
PCB-061/074	PCB-61/74	ng/g	230	14	10	5	0.195	0.254	0.23	0	0	24A-0161	0 - 0.5 ft
PCB-062	54230-22-7	ng/g	230	14	10	0				0	0	-	-
PCB-063	74472-34-7	ng/g	230	14	10	0				0	0	-	-
PCB-065	33284-54-7	ng/g	230	14	10	0				0	0	-	-
PCB-066/080	PCB-66/80	ng/g	230	14	10	8	0.215	0.55	0.331	0	0	24A-0160	0 - 0.5 ft
PCB-067	73575-53-8	ng/g	230	14	10	0				0	0	-	-
PCB-068	73575-52-7	ng/g	230	14	10	0				0	0	-	-
PCB-069	60233-24-1	ng/g	230	14	10	0				0	0	-	-
PCB-070	32598-11-1	ng/g	230	14	10	7	0.221	0.439	0.319	0	0	24A-0165	0 - 0.5 ft
PCB-071	41464-46-4	ng/g	230	14	10	8	0.208	0.504	0.33	0	0	24A-0161	0 - 0.5 ft
PCB-072	41464-42-0	ng/g	230	14	10	0				0	0	-	-
PCB-076	70362-48-0	ng/g	230	14	10	0				0	0	-	-

Table 31
Pine Tree Brook Sediment Analytical Results Statistics
Phase 2 Data Evaluation Summary Memorandum
Lower Neponset River
Boston and Milton, Massachusetts

Analyte	CAS Number	Units	Human Health PAL	Ecological PAL	Number of Samples	Number of Detections	Minimum Detected Value	Maximum Detected Value	Average Detected Value	Number of Samples Above Human Health	Number of Samples Above of Ecological PAL	Location of Max. Detection	Depth of Max. Detection
PCB-077	32598-13-3	ng/g	38	14	10	0				0	0	-	-
PCB-078	70362-49-1	ng/g	230	14	10	0				0	0	-	-
PCB-079	41464-48-6	ng/g	230	14	10	0				0	0	-	-
PCB-081	70362-50-4	ng/g	12	14	10	0				0	0	-	-
PCB-082	52663-62-4	ng/g	230	14	10	0				0	0	-	-
PCB-083/109	PCB-83/109	ng/g	230	14	10	0				0	0	-	-
PCB-084	52663-60-2	ng/g	230	14	10	0				0	0	-	-
PCB-085/120	PCB-85/120	ng/g	230	14	10	0				0	0	-	-
PCB-086/097	PCB-86/97	ng/g	230	14	10	0				0	0	-	-
PCB-087/115/116	PCB-87/115/116	ng/g	230	14	10	0				0	0	-	-
PCB-088/121	PCB-88/121	ng/g	230	14	10	0				0	0	-	-
PCB-089/090/101	PCB-89/90/101	ng/g	230	14	10	5	0.29	0.623	0.488	0	0	24A-0165	0 - 0.5 ft
PCB-091	68194-05-8	ng/g	230	14	10	0				0	0	-	-
PCB-092	52663-61-3	ng/g	230	14	10	0				0	0	-	-
PCB-093/095	PCB-93/95	ng/g	230	14	10	3	0.453	0.503	0.479	0	0	24A-0165	0 - 0.5 ft
PCB-094	73575-55-0	ng/g	230	14	10	0				0	0	-	-
PCB-096	73575-54-9	ng/g	230	14	10	0				0	0	-	-
PCB-098/102	PCB-98/102	ng/g	230	14	10	0				0	0	-	-
PCB-099	38380-01-7	ng/g	230	14	10	3	0.263	0.287	0.276	0	0	24A-0165	0 - 0.5 ft
PCB-100	39485-83-1	ng/g	230	14	10	0				0	0	-	-
PCB-103	60145-21-3	ng/g	230	14	10	0				0	0	-	-
PCB-104	56558-16-8	ng/g	230	14	10	0				0	0	-	-
PCB-105/127	PCB-105/127	ng/g	120	14	10	0				0	0	-	-
PCB-106/118	PCB-106/118	ng/g	120	14	10	6	0.251	0.539	0.413	0	0	24A-0165	0 - 0.5 ft
PCB-107/108	PCB-107/108	ng/g	230	14	10	0				0	0	-	-
PCB-110	38380-03-9	ng/g	230	14	10	8	0.234	0.787	0.544	0	0	24A-0165	0 - 0.5 ft
PCB-111/117	PCB-111/117	ng/g	230	14	10	0				0	0	-	-
PCB-112	74472-36-9	ng/g	230	14	10	0				0	0	-	-
PCB-113	68194-10-5	ng/g	230	14	10	0				0	0	-	-
PCB-114	74472-37-0	ng/g	120	14	10	0				0	0	-	-
PCB-119	56558-17-9	ng/g	230	14	10	0				0	0	-	-
PCB-122	76842-07-4	ng/g	230	14	10	0				0	0	-	-
PCB-123	65510-44-3	ng/g	120	14	10	0				0	0	-	-
PCB-124	70424-70-3	ng/g	230	14	10	0				0	0	-	-
PCB-125	74472-39-2	ng/g	230	14	10	0				0	0	-	-
PCB-126	57465-28-8	ng/g	0.036	14	10	0				0	0	-	-
PCB-128	38380-07-3	ng/g	230	14	10	0				0	0	-	-
PCB-129	55215-18-4	ng/g	230	14	10	0				0	0	-	-
PCB-130	52663-66-8	ng/g	230	14	10	0				0	0	-	-
PCB-131/142	PCB-131/142	ng/g	230	14	10	0				0	0	-	-
PCB-132/168	PCB-132/168	ng/g	230	14	10	2	0.347	0.372	0.36	0	0	24A-0165	0 - 0.5 ft
PCB-133	35694-04-3	ng/g	230	14	10	0				0	0	-	-
PCB-134	52704-70-8	ng/g	230	14	10	0				0	0	-	-
PCB-135/144	PCB-135/144	ng/g	230	14	10	0				0	0	-	-
PCB-136	38411-22-2	ng/g	230	14	10	1	0.12	0.12	0.12	0	0	24A-0166	0 - 0.5 ft
PCB-137	35694-06-5	ng/g	230	14	10	0				0	0	-	-
PCB-138/163/164	PCB-138/163/164	ng/g	230	14	10	8	0.149	1.01	0.559	0	0	24A-0166	0 - 0.5 ft
PCB-139/149	PCB-139/149	ng/g	230	14	10	6	0.213	0.693	0.416	0	0	24A-0166	0 - 0.5 ft
PCB-140	59291-64-4	ng/g	230	14	10	0				0	0	-	-
PCB-141	52712-04-6	ng/g	230	14	10	0				0	0	-	-
PCB-143	68194-15-0	ng/g	230	14	10	0				0	0	-	-
PCB-145	74472-40-5	ng/g	230	14	10	0				0	0	-	-
PCB-146	51908-16-8	ng/g	230	14	10	0				0	0	-	-
PCB-147	68194-13-8	ng/g	230	14	10	0				0	0	-	-
PCB-148	74472-41-6	ng/g	230	14	10	0				0	0	-	-
PCB-150	68194-08-1	ng/g	230	14	10	0				0	0	-	-
PCB-151	52663-63-5	ng/g	230	14	10	1	0.166	0.166	0.166	0	0	24A-0166	0 - 0.5 ft

Table 31
Pine Tree Brook Sediment Analytical Results Statistics
Phase 2 Data Evaluation Summary Memorandum
Lower Neponset River
Boston and Milton, Massachusetts

Analyte	CAS Number	Units	Human Health PAL	Ecological PAL	Number of Samples	Number of Detections	Minimum Detected Value	Maximum Detected Value	Average Detected Value	Number of Samples Above Human Health	Number of Samples Above of Ecological PAL	Location of Max. Detection	Depth of Max. Detection
PCB-152	68194-09-2	ng/g	230	14	10	0				0	0	-	-
PCB-153	35065-27-1	ng/g	230	14	10	9	0.107	0.72	0.375	0	0	24A-0166	0 - 0.5 ft
PCB-154	60145-22-4	ng/g	230	14	10	0				0	0	-	-
PCB-155	33979-03-2	ng/g	230	14	10	0				0	0	-	-
PCB-156	38380-08-4	ng/g	120	14	10	0				0	0	-	-
PCB-157	69782-90-7	ng/g	120	14	10	0				0	0	-	-
PCB-158/160	PCB-158/160	ng/g	230	14	10	0				0	0	-	-
PCB-159	39635-35-3	ng/g	230	14	10	0				0	0	-	-
PCB-161	74472-43-8	ng/g	230	14	10	0				0	0	-	-
PCB-162	39635-34-2	ng/g	230	14	10	0				0	0	-	-
PCB-165	74472-46-1	ng/g	230	14	10	0				0	0	-	-
PCB-166	41411-63-6	ng/g	230	14	10	0				0	0	-	-
PCB-167	52663-72-6	ng/g	120	14	10	0				0	0	-	-
PCB-169	32774-16-6	ng/g	0.12	14	10	0				0	0	-	-
PCB-170/190	PCB-170/190	ng/g	230	14	10	1	0.577	0.577	0.577	0	0	24A-0166	0 - 0.5 ft
PCB-171	52663-71-5	ng/g	230	14	10	0				0	0	-	-
PCB-172/192	PCB-172/192	ng/g	230	14	10	0				0	0	-	-
PCB-173	68194-16-1	ng/g	230	14	10	0				0	0	-	-
PCB-174	38411-25-5	ng/g	230	14	10	4	0.149	0.485	0.289	0	0	24A-0166	0 - 0.5 ft
PCB-175	40186-70-7	ng/g	230	14	10	0				0	0	-	-
PCB-176	52663-65-7	ng/g	230	14	10	0				0	0	-	-
PCB-177	52663-70-4	ng/g	230	14	10	2	0.239	0.28	0.26	0	0	24A-0166	0 - 0.5 ft
PCB-178	52663-67-9	ng/g	230	14	10	0				0	0	-	-
PCB-179	52663-64-6	ng/g	230	14	10	2	0.089	0.142	0.116	0	0	24A-0166	0 - 0.5 ft
PCB-180	35065-29-3	ng/g	230	14	10	9	0.139	0.898	0.361	0	0	24A-0166	0 - 0.5 ft
PCB-181	74472-47-2	ng/g	230	14	10	0				0	0	-	-
PCB-182/187	PCB-182/187	ng/g	230	14	10	4	0.205	0.458	0.297	0	0	24A-0166	0 - 0.5 ft
PCB-183	52663-69-1	ng/g	230	14	10	2	0.176	0.232	0.204	0	0	24A-0166	0 - 0.5 ft
PCB-184	74472-48-3	ng/g	230	14	10	0				0	0	-	-
PCB-185	52712-05-7	ng/g	230	14	10	0				0	0	-	-
PCB-186	74472-49-4	ng/g	230	14	10	0				0	0	-	-
PCB-188	74487-85-7	ng/g	230	14	10	0				0	0	-	-
PCB-189	39635-31-9	ng/g	130	14	10	0				0	0	-	-
PCB-191	74472-50-7	ng/g	230	14	10	0				0	0	-	-
PCB-193	69782-91-8	ng/g	230	14	10	0				0	0	-	-
PCB-194	35694-08-7	ng/g	230	14	10	0				0	0	-	-
PCB-195	52663-78-2	ng/g	230	14	10	0				0	0	-	-
PCB-196/203	PCB-196/203	ng/g	230	14	10	0				0	0	-	-
PCB-197	33091-17-7	ng/g	230	14	10	0				0	0	-	-
PCB-198	68194-17-2	ng/g	230	14	10	0				0	0	-	-
PCB-199	52663-75-9	ng/g	230	14	10	0				0	0	-	-
PCB-200	52663-73-7	ng/g	230	14	10	0				0	0	-	-
PCB-201	40186-71-8	ng/g	230	14	10	0				0	0	-	-
PCB-202	2136-99-4	ng/g	230	14	10	0				0	0	-	-
PCB-204	74472-52-9	ng/g	230	14	10	0				0	0	-	-
PCB-205	74472-53-0	ng/g	230	14	10	0				0	0	-	-
PCB-206	40186-72-9	ng/g	230	14	10	0				0	0	-	-
PCB-207	52663-79-3	ng/g	230	14	10	0				0	0	-	-
PCB-208	52663-77-1	ng/g	230	14	10	0				0	0	-	-
PCB-209	2051-24-3	ng/g	230	14	10	0				0	0	-	-
Total Decachlorobiphenyls	RA_Total_DECPCB	ng/g	230	14	10	0				0	0	-	-
Total Dichlorobiphenyls	RA_Total_DIPCB	ng/g	230	14	10	10	0.338	8.21	3.392	0	0	24A-0162	0 - 0.5 ft
Total Heptachlorobiphenyls	RA_Total_HEPPCB	ng/g	230	14	10	9	0.139	3.072	0.8138	0	0	24A-0166	0 - 0.5 ft
Total Hexachlorobiphenyls	RA_Total_HEXPCB	ng/g	230	14	10	9	0.214	3.056	1.26	0	0	24A-0166	0 - 0.5 ft
Total Monochlorobiphenyls	RA_Total_MONPCB	ng/g	230	14	10	5	0.186	1.705	0.7064	0	0	24A-0166	0 - 0.5 ft
Total Nonachlorobiphenyls	RA_Total_NONPCB	ng/g	230	14	10	0				0	0	-	-
Total Octachlorobiphenyls	RA_Total_OCTPCB	ng/g	230	14	10	0				0	0	-	-

Table 31
Pine Tree Brook Sediment Analytical Results Statistics
Phase 2 Data Evaluation Summary Memorandum
Lower Neponset River
Boston and Milton, Massachusetts

Analyte	CAS Number	Units	Human Health PAL	Ecological PAL	Number of Samples	Number of Detections	Minimum Detected Value	Maximum Detected Value	Average Detected Value	Number of Samples Above Human Health	Number of Samples Above of Ecological PAL	Location of Max. Detection	Depth of Max. Detection
Total Pentachlorobiphenyls	RA_Total_PENPCB	ng/g	230	14	10	8	0.234	2.739	1.442	0	0	24A-0165	0 - 0.5 ft
Total Tetrachlorobiphenyls	RA_Total_TETPCB	ng/g	230	14	10	10	0.777	6.957	4.566	0	0	24A-0161	0 - 0.5 ft
Total Trichlorobiphenyls	RA_Total_TRICPB	ng/g	230	14	10	10	1.917	186.879	34.6132	0	3	24A-0165	0 - 0.5 ft
Total PCB Congeners	RA_Tot_PCB_Cong	ng/g	120	14	10	10	3.409	205.097	45.9444	1	7	24A-0165	0 - 0.5 ft
Total PCB TEQ (Bird)	RA-TEQ-B-PCB	ng/g			10	6	0.00000251	0.00000539	0.00000413	0	0	24A-0165	0 - 0.5 ft
Total PCB TEQ (Fish)	RA-TEQ-F-PCB	ng/g			10	6	0.000001255	0.000002695	0.000002063	0	0	24A-0165	0 - 0.5 ft
Total PCB TEQ (Mammal)	RA-TEQ-M-PCB	ng/g			10	6	0.00000753	0.00001617	0.00001238	0	0	24A-0165	0 - 0.5 ft
Grain Size													
%CLAY	%CLAY	%			10	10	0	1.4	0.14	0	0	Not Calculated	Not Calculated
%COARSE SAND >.5-1MM (USDA classification)	%COARSESAND	%			10	10	5	39.6	19	0	0	Not Calculated	Not Calculated
%FINE SAND >.125-.25 mm (USDA classification)	%FINE SAND	%			10	10	0	48.8	17.5	0	0	Not Calculated	Not Calculated
%MEDIUM SAND >.25-5 mm (USDA classification)	%MEDIUM SAND	%			10	10	17.9	60.1	29.5	0	0	Not Calculated	Not Calculated
Gravel	GRAVEL	%			10	10	5.3	56.5	28.8	0	0	Not Calculated	Not Calculated
Hydrometer, Reading 1, Percent Passing	HYD01	%			10	10	0	4.9	0.49	0	0	Not Calculated	Not Calculated
Hydrometer, Reading 2, Percent Passing	HYD02	%			10	10	0	1.4	0.14	0	0	Not Calculated	Not Calculated
Hydrometer, Reading 3, Percent Passing	HYD03	%			10	10	0	1.4	0.14	0	0	Not Calculated	Not Calculated
Hydrometer, Reading 4, Percent Passing	HYD04	%			10	10	0	1.4	0.14	0	0	Not Calculated	Not Calculated
Hydrometer, Reading 5, Percent Passing	HYD05	%			10	10	0	1.4	0.14	0	0	Not Calculated	Not Calculated
Hydrometer, Reading 6, Percent Passing	HYD06	%			10	10	0	0	0	0	0	Not Calculated	Not Calculated
Hydrometer, Reading 7, Percent Passing	HYD07	%			10	10	0	0	0	0	0	Not Calculated	Not Calculated
Sand	308075-07-2	%			10	10	43.5	92.3	66	0	0	Not Calculated	Not Calculated
SIEVE NO. 10, PERCENT PASSING (2.00 mm)	SIEVE10	%			10	10	20.7	89.7	52.2	0	0	Not Calculated	Not Calculated
SIEVE NO. 40, PERCENT PASSING (0.425 mm)	SIEVE40	%			10	10	0	55.1	22.7	0	0	Not Calculated	Not Calculated
SIEVE NO. 80, PERCENT PASSING	SIEVE80	%			10	10	0	32	9.45	0	0	Not Calculated	Not Calculated
SIEVE, NO. 20, PERCENT PASSING (0.85 mm)	SIEVE20	%			10	10	8.9	81.9	39.4	0	0	Not Calculated	Not Calculated
SIEVE, NO. 60, PERCENT PASSING	SIEVE60	%			10	10	0	38.5	13.1	0	0	Not Calculated	Not Calculated
Sieve-U.S. Std. No. 100 (0.15mm)	SIEVEUS100	%			10	10	0	29.5	8.29	0	0	Not Calculated	Not Calculated
Sieve-U.S. Std. No. 200 (0.075mm)	SIEVEUS200	%			10	10	0	23.8	5.2	0	0	Not Calculated	Not Calculated
Sieve-U.S. Std. No. 4 (4.75mm)	SIEVEUS4	%			10	10	43.5	94.7	71.2	0	0	Not Calculated	Not Calculated
Sieve-US Std. 0.375-inch (9.5 mm)	SIEVE0.375IN	%			10	10	68	100	89.1	0	0	Not Calculated	Not Calculated
Sieve-US Std. 0.75-inch (19 mm)	SIEVE0.75IN	%			10	10	100	100	100	0	0	Not Calculated	Not Calculated
Sieve-US Std. 1.5-inch (37.5 mm)	SIEVE1.5IN	%			10	10	100	100	100	0	0	Not Calculated	Not Calculated
SIEVE-US std. 1-inch (25 mm)	SIEVE1INCH	%			10	10	100	100	100	0	0	Not Calculated	Not Calculated
SIEVE-US std. 2-inch (50 mm)	SIEVE2INCH	%			10	10	100	100	100	0	0	Not Calculated	Not Calculated
SILT	445	%			10	10	0	22.4	5.05	0	0	Not Calculated	Not Calculated
TCL SVOCs													
1,2,4,5-TETRACHLOROBENZENE	95-94-3	ug/kg	230	187	10	0				0	0	-	-
1,4-Dioxane (P-Dioxane)	123-91-1	ug/kg	5300		10	0				0	0	-	-
1-Methylnaphthalene	90-12-0	ug/kg	18	141	10	0				0	0	-	-
2,3,4,6-TETRACHLOROPHENOL	58-90-2	ug/kg	190000	30	10	0				0	0	-	-
2,4,5-TRICHLOROPHENOL	95-95-4	ug/kg	630000	34	10	0				0	0	-	-
2,4,6-TRICHLOROPHENOL	88-06-2	ug/kg	6300		10	0				0	0	-	-
2,4-DICHLOROPHENOL	120-83-2	ug/kg	19000	57	10	0				0	0	-	-
2,4-DIMETHYLPHENOL	105-67-9	ug/kg	130000	39	10	0				0	0	-	-
2,4-DINITROPHENOL	51-28-5	ug/kg	13000	223	10	0				0	0	-	-
2,4-DINITROTOLUENE	121-14-2	ug/kg	1700	290	10	0				0	0	-	-
2,6-DINITROTOLUENE	606-20-2	ug/kg	360	296	10	0				0	0	-	-
2-CHLORONAPHTHALENE	91-58-7	ug/kg	480000		10	0				0	0	-	-
2-CHLOROPHENOL	95-57-8	ug/kg	39000	55	10	0				0	0	-	-
2-Methylnaphthalene	91-57-6	ug/kg	24000	20.2	10	0				0	0	-	-
2-METHYLPHENOL (O-CRESOL)	95-48-7	ug/kg	320000	119	10	0				0	0	-	-
2-NITROANILINE	88-74-4	ug/kg	63000		10	0				0	0	-	-
2-NITROPHENOL	88-75-5	ug/kg	1900000	168	10	0				0	0	-	-
3,3'-DICHLOROBENZIDINE	91-94-1	ug/kg	1200	31	10	0				0	0	-	-
3-NITROANILINE	99-09-2	ug/kg	25000		10	0				0	0	-	-
4,6-DINITRO-2-METHYLPHENOL	534-52-1	ug/kg	510	1477	10	0				0	0	-	-
4-BROMOPHENYL PHENYL ETHER	101-55-3	ug/kg		47	10	0				0	0	-	-

Table 31
Pine Tree Brook Sediment Analytical Results Statistics
Phase 2 Data Evaluation Summary Memorandum
Lower Neponset River
Boston and Milton, Massachusetts

Analyte	CAS Number	Units	Human Health PAL	Ecological PAL	Number of Samples	Number of Detections	Minimum Detected Value	Maximum Detected Value	Average Detected Value	Number of Samples Above Human Health	Number of Samples Above of Ecological PAL	Location of Max. Detection	Depth of Max. Detection
4-CHLORO-3-METHYLPHENOL	59-50-7	ug/kg	630000	5	10	0				0	0	-	-
4-CHLOROANILINE	106-47-8	ug/kg	2700	0.9	10	0				0	0	-	-
4-CHLOROPHENYL PHENYL ETHER	7005-72-3	ug/kg			10	0				0	0	-	-
4-METHYLPHENOL (P-CRESOL)	106-44-5	ug/kg	130000	93	10	0				0	0	-	-
4-Nitroaniline	100-01-6	ug/kg	25000		10	0				0	0	-	-
4-NITROPHENOL	100-02-7	ug/kg	1900000	153	10	0				0	0	-	-
Acenaphthene	83-32-9	ug/kg	360000	6.7	10	0				0	0	-	-
ACENAPHTHYLENE	208-96-8	ug/kg	360000	5.9	10	0				0	0	-	-
Acetophenone	98-86-2	ug/kg	780000		10	8	46	210	86	0	0	24A-0166	0 - 0.5 ft
ANTHRACENE	120-12-7	ug/kg	1800000	57	10	0				0	0	-	-
ATRAZINE	1912-24-9	ug/kg	2400	0.3	10	0				0	0	-	-
BENZALDEHYDE	100-52-7	ug/kg	170000	59	10	0				0	0	-	-
BENZO(A)ANTHRACENE	56-55-3	ug/kg	1100	108	10	5	46	180	100	0	2	24A-0166	0 - 0.5 ft
BENZO(A)PYRENE	50-32-8	ug/kg	110	150	10	1	95	95	95	0	0	24A-0166	0 - 0.5 ft
Benzo(B)Fluoranthene	205-99-2	ug/kg	1100	190	10	6	41	260	120	0	2	24A-0166	0 - 0.5 ft
Benzo(G,H,I)Perylene	191-24-2	ug/kg	180000	170	10	0				0	0	-	-
Benzo(K)Fluoranthene	207-08-9	ug/kg	11000	240	10	2	61	87	74	0	0	24A-0166	0 - 0.5 ft
BENZYL BUTYL PHTHALATE	85-68-7	ug/kg	290000	100	10	0				0	0	-	-
BIPHENYL (DIPHENYL)	92-52-4	ug/kg	4700	198	10	0				0	0	-	-
BIS(2-CHLOROETHOXY) METHANE	111-91-1	ug/kg	19000		10	0				0	0	-	-
BIS(2-CHLOROETHYL) ETHER (2-CHLOROETHYL ETHER)	111-44-4	ug/kg	230		10	0				0	0	-	-
BIS(2-CHLOROISOPROPYL) ETHER	108-60-1	ug/kg	310000		10	0				0	0	-	-
BIS(2-ETHYLHEXYL) PHTHALATE	117-81-7	ug/kg	39000	180	10	2	59	66	63	0	0	24A-0167	0 - 0.5 ft
Caprolactam	105-60-2	ug/kg	3100000		10	0				0	0	-	-
CARBAZOLE	86-74-8	ug/kg	240000	69	10	0				0	0	-	-
CHRYSENE	218-01-9	ug/kg	110000	166	10	4	62	220	130	0	1	24A-0166	0 - 0.5 ft
DIBENZ(A,H)ANTHRACENE	53-70-3	ug/kg	110	33	10	0				0	0	-	-
Dibenzofuran	132-64-9	ug/kg	7800	510	10	0				0	0	-	-
Diethyl Phthalate	84-66-2	ug/kg	5100000	630	10	0				0	0	-	-
DIMETHYL PHTHALATE	131-11-3	ug/kg	5100000	678	10	0				0	0	-	-
Di-N-Butyl Phthalate	84-74-2	ug/kg	630000	11	10	0				0	0	-	-
DI-N-OCTYLPHTHALATE	117-84-0	ug/kg	63000	39	10	0				0	0	-	-
FLUORANTHENE	206-44-0	ug/kg	240000	423	10	8	50	450	180	0	1	24A-0166	0 - 0.5 ft
FLUORENE	86-73-7	ug/kg	240000	77	10	0				0	0	-	-
HEXACHLOROBENZENE	118-74-1	ug/kg	78	20	10	0				0	0	-	-
Hexachlorobutadiene	87-68-3	ug/kg	1200		10	0				0	0	-	-
HEXACHLOROCYCLOPENTADIENE	77-47-4	ug/kg	180	6.5	10	0				0	0	-	-
HEXACHLOROETHANE	67-72-1	ug/kg	1800	27	10	0				0	0	-	-
INDENO(1,2,3-C,D)PYRENE	193-39-5	ug/kg	1100	200	10	1	73	73	73	0	0	24A-0166	0 - 0.5 ft
ISOPHORONE	78-59-1	ug/kg	570000	876	10	0				0	0	-	-
Naphthalene	91-20-3	ug/kg	2000	176	10	0				0	0	-	-
NITROBENZENE	98-95-3	ug/kg	5100	407	10	0				0	0	-	-
N-NITROSODI-N-PROPYLAMINE	621-64-7	ug/kg	78		10	0				0	0	-	-
N-NITROSODIPHENYLAMINE	86-30-6	ug/kg	110000	110	10	0				0	0	-	-
PENTACHLOROPHENOL	87-86-5	ug/kg	1000	10	10	0				0	0	-	-
PHENANTHRENE	85-01-8	ug/kg	1800000	204	10	4	81	270	160	0	1	24A-0166	0 - 0.5 ft
PHENOL	108-95-2	ug/kg	1900000	175	10	2	59	65	62	0	0	24A-0168	0 - 0.5 ft
PYRENE	129-00-0	ug/kg	180000	195	10	5	57	300	140	0	1	24A-0166	0 - 0.5 ft
TCL VOCs													
1,1,1-Trichloroethane (TCA)	71-55-6	ug/kg	810000	70	10	0				0	0	-	-
1,1,2,2-TETRACHLOROETHANE	79-34-5	ug/kg	600	250	10	0				0	0	-	-
1,1,2-TRICHLORO-1,2,2-TRIFLUOROETHANE	76-13-1	ug/kg	670000		10	0				0	0	-	-
1,1,2-Trichloroethane	79-00-5	ug/kg	150	538	10	0				0	0	-	-
1,1-Dichloroethane	75-34-3	ug/kg	3600	20	10	0				0	0	-	-
1,1-Dichloroethene	75-35-4	ug/kg	480	100	10	0				0	0	-	-
1,2,3-Trichlorobenzene	87-61-6	ug/kg	6300	113	10	0				0	0	-	-
1,2,3-TRICHLOROPROPANE	96-18-4	ug/kg	5.1		10	0				0	0	-	-

Table 31
Pine Tree Brook Sediment Analytical Results Statistics
Phase 2 Data Evaluation Summary Memorandum
Lower Neponset River
Boston and Milton, Massachusetts

Analyte	CAS Number	Units	Human Health PAL	Ecological PAL	Number of Samples	Number of Detections	Minimum Detected Value	Maximum Detected Value	Average Detected Value	Number of Samples Above Human Health	Number of Samples Above of Ecological PAL	Location of Max. Detection	Depth of Max. Detection
1,2,4-TRICHLOROBENZENE	120-82-1	ug/kg	5800	11	10	0				0	0	-	-
1,2,4-Trimethylbenzene	95-63-6	ug/kg	30000	97	10	0				0	0	-	-
1,2-Dibromo-3-Chloropropane	96-12-8	ug/kg	5.3		10	0				0	0	-	-
1,2-Dibromoethane (Ethylene Dibromide)	106-93-4	ug/kg	36		10	0				0	0	-	-
1,2-Dichlorobenzene	95-50-1	ug/kg	180000	95	10	0				0	0	-	-
1,2-Dichloroethane	107-06-2	ug/kg	460	986	10	0				0	0	-	-
1,2-DICHLOROPROPANE	78-87-5	ug/kg	1600	428	10	0				0	0	-	-
1,3,5-Trimethylbenzene (Mesitylene)	108-67-8	ug/kg	27000	164	10	0				0	0	-	-
1,3-DICHLOROBENZENE	541-73-1	ug/kg	2600	89	10	0				0	0	-	-
1,4-DICHLOROBENZENE	106-46-7	ug/kg	2600	30	10	0				0	0	-	-
2-HEXANONE	591-78-6	ug/kg	20000	45	10	0				0	0	-	-
ACETONE	67-64-1	ug/kg	7000000	65	10	1	33	33	33	0	0	24A-0168	0 - 0.5 ft
Benzene	71-43-2	ug/kg	1200	10	10	0				0	0	-	-
BROMOCHLOROMETHANE	74-97-5	ug/kg	15000		10	0				0	0	-	-
BROMODICHLOROMETHANE	75-27-4	ug/kg	290	210	10	0				0	0	-	-
BROMOFORM	75-25-2	ug/kg	19000	142	10	0				0	0	-	-
BROMOMETHANE	74-83-9	ug/kg	680	6.5	10	0				0	0	-	-
CARBON DISULFIDE	75-15-0	ug/kg	77000	7.8	10	0				0	0	-	-
CARBON TETRACHLORIDE	56-23-5	ug/kg	650	57	10	0				0	0	-	-
Chlorobenzene	108-90-7	ug/kg	28000	30	10	0				0	0	-	-
CHLOROETHANE	75-00-3	ug/kg	540000		10	0				0	0	-	-
Chloroform	67-66-3	ug/kg	320	87	10	0				0	0	-	-
CHLOROMETHANE	74-87-3	ug/kg	11000		10	0				0	0	-	-
CIS-1,2-DICHLOROETHYLENE	156-59-2	ug/kg	6300	432	10	0				0	0	-	-
cis-1,3-Dichloropropene	10061-01-5	ug/kg	1800		10	0				0	0	-	-
Cyclohexane	110-82-7	ug/kg	650000		10	0				0	0	-	-
DIBROMOCHLOROMETHANE	124-48-1	ug/kg	8300	198	10	0				0	0	-	-
Dichlorodifluoromethane	75-71-8	ug/kg	8700		10	0				0	0	-	-
Ethylbenzene	100-41-4	ug/kg	5800	290	10	0				0	0	-	-
Isopropylbenzene (Cumene)	98-82-8	ug/kg	190000	35	10	0				0	0	-	-
m,p-Xylene	179601-23-1	ug/kg	55000		10	0				0	0	-	-
METHYL ACETATE	79-20-9	ug/kg	7800000		10	0				0	0	-	-
Methyl Ethyl Ketone (2-Butanone)	78-93-3	ug/kg	2700000	7604	10	1	14	14	14	0	0	24A-0168	0 - 0.5 ft
METHYL ISOBUTYL KETONE (4-METHYL-2-PENTANONE)	108-10-1	ug/kg	3300000	73	10	0				0	0	-	-
Methylcyclohexane	108-87-2	ug/kg	9800		10	0				0	0	-	-
Methylene Chloride	75-09-2	ug/kg	35000	18	10	0				0	0	-	-
o-Xylene (1,2-Dimethylbenzene)	95-47-6	ug/kg	64000		10	0				0	0	-	-
Styrene	100-42-5	ug/kg	600000	126	10	0				0	0	-	-
TERT-BUTYL METHYL ETHER	1634-04-4	ug/kg	47000	304	10	0				0	0	-	-
Tetrachloroethylene (PCE)	127-18-4	ug/kg	8100	2	10	0				0	0	-	-
Toluene	108-88-3	ug/kg	490000	10	10	0				0	0	-	-
Trans-1,2-Dichloroethylene	156-60-5	ug/kg	7000	389	10	0				0	0	-	-
Trans-1,3-Dichloropropene	10061-02-6	ug/kg	1800		10	0				0	0	-	-
Trichloroethylene (TCE)	79-01-6	ug/kg	410	78	10	0				0	0	-	-
Trichlorofluoromethane	75-69-4	ug/kg	2300000		10	0				0	0	-	-
Vinyl Chloride	75-01-4	ug/kg	59	482	10	0				0	0	-	-
Total Organic Carbon													
TOTAL ORGANIC CARBON	TOC	mg/kg			10	10	230	27000	8200	0	0	24A-0168	0 - 0.5 ft

Table 31
Pine Tree Brook Sediment Analytical Results Statistics
Phase 2 Data Evaluation Summary Memorandum
Lower Neponset River
Boston and Milton, Massachusetts

Notes:
(a) The number of samples shown and the calculation of summary statistics treated the parent and field duplicate as individual samples.

Sums and TEQ:
(a) The homolog groups sums for PCBs and PCDD/Fs were calculated by summing the detected congeners in each group; if no congeners in a group were detected, the maximum reporting detection limit for any individual congener in that homolog group was used.
(b) The concentration of total PCB congeners was calculated as the sum of detected congeners in each sample.
(c) PCDD/F TEQ and PCB Toxic Equivalency (TEQ) values were calculated by summing the detected compounds in each group that have been multiplied by their specific Toxic Equivalency Factors (TEFs); see Table 51 for more details. For any sample that did not have any detected compounds, the resulting TEQ is shown as a zero.
(d) For coelution of dioxin-like (DL) and non-DL congeners, TEF is applied to the full reported concentration.
(e) Calculated total values are inclusive of Estimated Maximum Possible Concentration (EMPC) results.

Project Action Limits (PALs):
A blank cell for the PAL indicates no PAL is available.
See Table 51 for additional details.

Analytes:
PCB - polychlorinated biphenyl
PCDD/F - polychlorinated dibenzodioxins/furans
TAL - target analyte list
TCL - target compound list
SVOCs - semi-volatile organic compounds
VOCs - volatile organic compounds

Units:
mg/kg - milligrams per kilogram
ng/g - nanograms per gram
pg/g - picograms per gram
ug/kg - micrograms per kilogram

Table 32
Fish Tissue Analytical Results
Phase 2 Data Evaluation Summary Memorandum
Lower Neponset River
Boston and Milton, Massachusetts

			Location	24F-0001-BB13S	24F-0001-BB13S	24F-0001-BB15S	24F-0001-BB15S	24F-0001-BB17S	24F-0001-BB17S	24F-0001-BB30S	24F-0001-BB30S	24F-0001-BB44S	24F-0001-BB44S	24F-0001-BB47S	24F-0001-BB47S	24F-0001-BB55S	24F-0001-BB55S
			Sample Name	24F-0001-BB13S-F	24F-0001-BB13S-O	24F-0001-BB15S-F	24F-0001-BB15S-O	24F-0001-BB17S-F	24F-0001-BB17S-O	24F-0001-BB30S-F	24F-0001-BB30S-O	24F-0001-BB44S-F	24F-0001-BB44S-O	24F-0001-BB47S-F	24F-0001-BB47S-O	24F-0001-BB55S-F	24F-0001-BB55S-O
			Sample Date	10/15/2024	10/15/2024	10/15/2024	10/15/2024	10/15/2024	10/15/2024	10/16/2024	10/16/2024	10/25/2024	10/25/2024	10/29/2024	10/29/2024	11/1/2024	11/1/2024
			Sample Type	N	N	N	N	N	N	N	N	N	N	N	N	N	N
			Tissue Type	Fillet	Offal	Fillet	Offal	Fillet	Offal	Fillet	Offal	Fillet	Offal	Fillet	Offal	Fillet	Offal
			Fish Type	Brown Bullhead	Brown Bullhead	Brown Bullhead	Brown Bullhead	Brown Bullhead	Brown Bullhead	Brown Bullhead	Brown Bullhead	Brown Bullhead	Brown Bullhead	Brown Bullhead	Brown Bullhead	Brown Bullhead	Brown Bullhead
			Reach	Phase 1	Phase 1	Phase 1	Phase 1	Phase 1	Phase 1	Phase 1	Phase 1	Phase 1	Phase 1	Phase 1	Phase 1	Phase 1	Phase 1
Analyte	CAS Number	Units															
Percent Moisture																	
MOISTURE, PERCENT	MOIST	%	81.87	73.84	-	71.66	80.43	67.42	82.11	74.95	80.37	69.76	83.59	76.23	83.24	73.97
Percent Lipids																	
PERCENT LIPIDS	LIPIDPERCENT	%	0.53	3.19	0.47	5.08	0.55	6.45	0.11	3.51	0.57	6.50	0.11	1.10	0.36	3.99
PCDD/F																	
1,2,3,4,6,7,8-HEPTACHLORODIBENZOFURAN	67562-39-4	ng/kg	< 1.7 U	3.0 J	< 2.9 U	2.3 J	< 1.9 U	4.4 J	< 1.7 U	2.7 J	< 1.7 U	2.0 J	< 3.7 U	3.2 J	< 1.7 U	< 1.7 U
1,2,3,4,6,7,8-HEPTACHLORODIBENZO-P-DIOXIN	35822-46-9	ng/kg	< 0.85 U	5.1	< 1.4 U	3.3 J	< 0.95 U	6.6	< 0.84 U	5.7	1.5 J	4.2 J	< 1.8 U	6.3	< 0.83 U	1.5 J
1,2,3,4,7,8,9-HEPTACHLORODIBENZOFURAN	55673-89-7	ng/kg	< 0.85 U	< 0.85 U	< 1.4 U	< 0.85 U	< 0.95 U	< 0.85 U	< 0.84 U	< 0.85 U	< 0.84 U	< 0.84 U	< 1.8 U	< 0.84 U	< 0.83 U	< 0.83 U
1,2,3,4,7,8-HEXACHLORODIBENZOFURAN	70648-26-9	ng/kg	< 1.4 U	< 1.4 U	< 2.3 U	< 1.4 U	< 1.5 U	< 1.4 U	< 1.4 U	< 1.4 U	< 1.4 U	< 1.4 U	< 3.0 U	< 1.4 U	< 1.4 U	< 1.4 U
1,2,3,4,7,8-HEXACHLORODIBENZO-P-DIOXIN	39227-28-6	ng/kg	< 0.95 U	< 0.95 U	< 1.6 U	< 0.95 U	< 1.1 U	< 0.95 U	< 0.94 U	< 0.95 U	< 0.94 U	< 0.95 U	< 2.0 U	< 0.94 U	< 0.93 U	< 0.93 U
1,2,3,6,7,8-HEXACHLORODIBENZOFURAN	57117-44-9	ng/kg	< 1.9 U	< 1.9 U	< 3.2 U	< 1.9 U	< 2.2 U	< 1.9 U	< 1.9 U	< 1.9 U	< 1.9 U	< 1.9 U	< 4.2 U	< 1.9 U	< 1.9 U	< 1.9 U
1,2,3,6,7,8-HEXACHLORODIBENZO-P-DIOXIN	57653-85-7	ng/kg	< 1.2 U	1.9 J	< 1.9 U	1.3 J	< 1.3 U	2.6 J	< 1.1 U	2.5 J	< 1.2 U	1.6 J	< 2.5 U	3.3 J	< 1.1 U	< 1.1 U
1,2,3,7,8,9-HEXACHLORODIBENZOFURAN	72918-21-9	ng/kg	< 1.0 U	< 1.0 U	< 1.7 U	< 1.0 U	< 1.2 U	< 1.0 U	< 1.0 U	< 1.0 U	< 1.0 U	< 1.0 U	< 2.2 U	< 1.0 U	< 1.0 U	< 1.0 U
1,2,3,7,8,9-HEXACHLORODIBENZO-P-DIOXIN	19408-74-3	ng/kg	< 1.2 U	< 1.2 U	< 2.0 U	< 1.2 U	< 1.3 U	< 1.2 U	< 1.2 U	< 1.2 U	< 1.2 U	< 1.2 U	< 2.6 U	< 1.2 U	< 1.2 U	< 1.2 U
1,2,3,7,8-PENTACHLORODIBENZOFURAN	57117-41-6	ng/kg	< 1.5 U	< 1.5 U	< 2.5 U	< 1.5 U	< 1.7 U	< 1.5 U	< 1.5 U	< 1.5 U	< 1.5 U	< 1.5 U	< 3.3 U	< 1.5 U	< 1.5 U	< 1.5 U
1,2,3,7,8-PENTACHLORODIBENZO-P-DIOXIN	40321-76-4	ng/kg	< 1.5 U	< 1.5 U	< 2.5 U	< 1.5 U	< 1.7 U	1.5 J	< 1.5 U	2.8 J	< 1.5 U	< 1.5 U	< 3.2 U	1.5 J	< 1.5 U	< 1.4 U
2,3,4,6,7,8-HEXACHLORODIBENZOFURAN	60851-34-5	ng/kg	< 1.6 U	< 1.6 U	< 2.6 U	< 1.6 U	< 1.7 U	< 1.6 U	< 1.6 U	< 1.6 U	< 1.6 U	< 1.6 U	< 3.4 U	< 1.5 U	< 1.5 U	< 1.5 U
2,3,4,7,8-PENTACHLORODIBENZOFURAN	57117-31-4	ng/kg	< 1.2 U	< 1.2 U	< 2.0 U	< 1.2 U	< 1.4 U	1.7 J	< 1.2 U	1.7 J	< 1.2 U	< 1.2 U	< 2.6 U	2.0 J	< 1.2 U	< 1.2 U
2,3,7,8-TETRACHLORODIBENZOFURAN	51207-31-9	ng/kg	< 0.61 U	< 0.86 U	< 0.68 U	0.73 J	< 0.50 U	1.1	< 0.69 U	< 0.84 U	0.48 J	0.75 J	< 1.0 U	< 0.48 U	< 0.46 U	< 0.49 U
2,3,7,8-TETRACHLORODIBENZO-P-DIOXIN	1746-01-6	ng/kg	< 0.33 U	0.42 J	< 0.43 U	0.28 J	< 0.27 U	< 0.38 U	< 0.35 U	0.42 J	< 0.25 U	< 0.22 U	< 0.61 U	0.38 J	< 0.30 U	< 0.21 U
Heptachlorodibenzofurans	38998-75-3	ng/kg	ND	3.0 J	ND	2.3 J	ND	4.4 J	ND	2.7 J	ND	2.0 J	ND	3.2 J	ND	ND
Heptachlorodibenzo-P-Dioxins	37871-00-4	ng/kg	ND	5.1 J	ND	3.3 J	ND	6.6 J	ND	5.7 J	2.2 J	4.2 J	ND	6.3 J	ND	1.5 J
HEXACHLORODIBENZOFURAN	55684-94-1	ng/kg	ND	2.5 J	ND	1.3 J	0.25 J	3.1 J	ND	4.6 J	ND	0.41 J	0.66 J	1.8 J	0.48 J	2.0 J
HEXACHLORODIBENZO-P-DIOXIN	34465-46-8	ng/kg	ND	1.9 J	ND	1.8 J	ND	3.6 J	ND	2.5 J	ND	2 J	ND	3.3 J	ND	ND
OCTACHLORODIBENZOFURAN	39001-02-0	ng/kg	< 0.6 U	< 0.65 U	< 0.64 U	< 0.41 U	< 0.51 U	< 0.55 U	< 0.54 U	< 0.47 U	< 0.4 U	< 0.42 U	< 1 U	< 0.39 U	< 0.54 U	< 0.43 U
OCTACHLORODIBENZO-P-DIOXIN	3268-87-9	ng/kg	< 0.62 U	6.7 J	< 0.6 U	< 0.44 U	< 0.68 U	6.3 J	< 0.6 U	5.7 J	< 0.71 U	5.4 J	< 0.5 U	6.2 J	< 0.43 U	< 0.59 U
PENTACHLORO DIBENZOFURAN	30402-15-4	ng/kg	1.7 J	8.1 J	1.4 J	1.4 J	2.5 J	5.5 J	2.6 J	20 J	1.9 J	ND	1.7 J	3.6 J	1.6 J	8.3 J
PENTACHLORODIBENZO-P-DIOXIN	36088-22-9	ng/kg	ND	ND	ND	ND	ND	1.5 J	ND	2.8 J	ND	ND	ND	1.5 J	ND	ND
Tetrachlorodibenzofuran	55722-27-5	ng/kg	6.2 J	30 J	5.2 J	5.1 J	8.0 J	14 J	8.9 J	77 J	7.5 J	6.6 J	4.8 J	4.3 J	4.9 J	21 J
TETRACHLORODIBENZO-P-DIOXIN	41903-57-5	ng/kg	ND	0.42 J	ND	0.28 J	ND	ND	ND	0.42 J	ND	ND	ND	0.38 J	ND	ND UJ
Total PCDD/F TEQ (Bird)	RA-TEQ-B-DF	ng/kg	0	0.47477	0	1.0493	0	4.37723	0	4.97827	0.4815	0.79074	0	3.95192	0	0.0015
Total PCDD/F TEQ (Fish)	RA-TEQ-F-DF	ng/kg	0	0.47477	0	0.3558	0	2.48223	0	4.12827	0.0255	0.07824	0	2.95192	0	0.0015
Total PCDD/F TEQ (Mammal)	RA-TEQ-M-DF	ng/kg	0	0.69301	0	0.539	0	2.49189	0	4.06571	0.063	0.29862	0	2.90686	0	0.015
Mercury																	
METHYL MERCURY	22967-92-6	ng/g	666	316	-	229	210	84.7	492	374	190	107	-	155	333	216
Mercury	7439-97-6	ng/g	642	322	-	220	234	85.8	580	325	182	98.9	-	157	346	186
PCB Congeners																	
PCB-001	2051-60-7	ng/kg	120	270	640	1200	170	1000	110	1100	150	660	460	1200	1200	2700
PCB-002	2051-61-8	ng/kg	3.8 J	< 84 U	10 J	< 84 U	< 92 U	< 90 U	< 86 U	< 440 U	2.7 J	< 84 U	< 3.2 U	< 84 U	7.6 J	< 88 U
PCB-003	2051-62-9	ng/kg	19	< 84 U	74	160	< 92 U	150	< 86 U	340 J	28	150	30	93	93	240
PCB-004	13029-08-8	ng/kg	760	2700	3000	6800	1500	7200	550	4900	560	2800	860	2900	2500	6800
PCB-005	16605-91-7	ng/kg	< 17 U	< 84 U	< 18 U	< 84 U	< 92 U	< 90 U	< 86 U	< 440 U	< 8.7 U	< 84 U	< 3.2 U	< 84 U	< 8.5 U	< 88 U
PCB-006	25569-80-6	ng/kg	220	990	300	810	< 92 U	2000	< 86 U	< 440 U	130	770	73	240	270	890
PCB-007	33284-50-3	ng/kg	< 17 U	< 84 U	< 18 U	< 84 U	< 92 U	< 90 U	< 86 U	< 440 U	< 8.7 U	< 84 U	3.9	< 84 U	< 8.5 U	< 88 U
PCB-008	34883-43-7	ng/kg	1200	5400	2600	6500	1700	8700	870	7800	780	5100	490	2100	1800	6300
PCB-009	34883-39-1	ng/kg	22	< 84 U	34	< 84 U	< 92 U	220	< 86 U	< 440 U	12	< 84 U	10	< 84 U	33	< 88 U
PCB-010	33146-45-1	ng/kg	21	< 84 U	300	760	< 92 U	230	< 86 U	< 440 U	17	< 84 U	55	230	110	390
PCB-011	2050-67-1	ng/kg	< 17 U	< 84 U	72	< 84 U	< 92 U	< 90 U	< 86 U	< 440 U	12	< 84 U	< 3.2 U	< 84 U	< 8.5 U	< 88 U
PCB-012/013	PCB-12/13	ng/kg	< 35 U	< 170 U	120	< 170 U	< 180 U	< 180 U	< 170 U	< 870 U	16 J	< 170 U	14	< 170 U	< 17 U	< 180 U
PCB-014	34883-41-5	ng/kg	< 17 U	< 84 U	< 18 U	< 84 U	< 92 U	< 90 U	< 86 U	< 440 U	< 8.7 U	< 84 U	< 3.2 U	< 84 U	< 8.5 U	< 88 U
PCB-015	2050-68-2	ng/kg	77	< 84 U	670	1900	< 92 U	970	< 86 U	1500	90	600	68	< 84 U	130	490
PCB-016	38444-78-9	ng/kg	86	400	91	240	170	710	< 86 U	< 440 U	40	250	15	73 J	59	230
PCB-017	37680-66-3	ng/kg	560	2800	1100	3000	1500	6500	670	5600	290	2200	140	630	640	2700
PCB-018/030	PCB-18/30	ng/kg	580	2800	730	2000	1400	5700	370	3000	230	1700	83	370	430	1900
PCB-019	38444-73-4	ng/kg	350	1600	1900	4900	950	4200	370	3000	200	1300	210	810	540	2100
PCB-020/028	PCB-20/28	ng/kg	11000	56000	20000	59000	14000	58000	14000	100000	4400	37000	2800	22000	5300	24000
PCB-021/033	PCB-21/33	ng/kg	< 35 U	670	200	710	110 J	660	200	1300	64	480	< 6.5 U	260	< 17 U	< 180 U
PCB-022	38444-85-8	ng/kg	940	5000	1800	5400	1700	7600	1300	9500	420	3400	230	1600	610	2800
PCB-023	55720-44-0	ng/kg	< 17 U	< 84 U	< 18 U	< 84 U	< 92 U	< 90 U	< 86 U	< 440 U	< 8.7 U	< 84 U	< 3.2 U	< 84 U	< 8.5 U	< 88 U
PCB-024	55702-45-9	ng/kg	< 17 U	< 84 U	9.5 J	< 84 U	< 92 U	66 J	< 86 U	< 440 U	4.5 J	< 84 U	1.4 J	< 84 U	< 8.5 U	< 88 U
PCB-025	55712-37-3	ng/kg	440	2300	1300	3600	840	3600	770	5500	290	2300	97	600	490	2300
PCB-026/029	PCB-26/29	ng/kg	3000	15000	6100	18000	5000	21000	3800	28000	1300	11000	680	4700	2100	9700
PCB-027	38444-76-7	ng/kg	130	590	460	1300	390	1600	140	1100	66	430	70	300	200	800
PCB-031	16606-02-3	ng/kg	2200	12000	6400	19000	3500	15000	3200	24000	1500	12000	580	3800	2400	11000
PCB-032	38444-77-8	ng/kg	3800	18000	8200	23000	7400	31000	6800	52000	1700	13000	740	5100	3000	13000
PCB-034	37680-68-5	ng/kg	170	840	280	760	290	1300	170	1200	52	410	38	260	88	380
PCB-035	37680-69-6	ng/kg	< 17 U	< 84 U	< 18 U	< 84 U	< 92 U	< 90 U	< 86 U	< 440 U	< 8.7 U	< 84 U	< 3.2 U	< 84 U	< 8.5 U	< 88 U
PCB-036	38444-87-0	ng/kg	< 17 U	< 84 U	< 18 U	< 84 U	< 92 U	< 90 U	< 86 U	< 440 U	< 8.7 U	< 84 U	< 3.2 U	< 84 U	< 8.5 U	< 88 U

Table 32
Fish Tissue Analytical Results
Phase 2 Data Evaluation Summary Memorandum
Lower Neponset River
Boston and Milton, Massachusetts

			Location	24F-0001-BB13S	24F-0001-BB13S	24F-0001-BB15S	24F-0001-BB15S	24F-0001-BB17S	24F-0001-BB17S	24F-0001-BB30S	24F-0001-BB30S	24F-0001-BB44S	24F-0001-BB44S	24F-0001-BB47S	24F-0001-BB47S	24F-0001-BB55S	24F-0001-BB55S
			Sample Name	24F-0001-BB13S-F	24F-0001-BB13S-O	24F-0001-BB15S-F	24F-0001-BB15S-O	24F-0001-BB17S-F	24F-0001-BB17S-O	24F-0001-BB30S-F	24F-0001-BB30S-O	24F-0001-BB44S-F	24F-0001-BB44S-O	24F-0001-BB47S-F	24F-0001-BB47S-O	24F-0001-BB55S-F	24F-0001-BB55S-O
			Sample Date	10/15/2024	10/15/2024	10/15/2024	10/15/2024	10/15/2024	10/15/2024	10/16/2024	10/16/2024	10/25/2024	10/25/2024	10/29/2024	10/29/2024	11/1/2024	11/1/2024
			Sample Type	N	N	N	N	N	N	N	N	N	N	N	N	N	N
			Tissue Type	Fillet	Offal	Fillet	Offal	Fillet	Offal	Fillet	Offal	Fillet	Offal	Fillet	Offal	Fillet	Offal
			Fish Type	Brown Bullhead	Brown Bullhead	Brown Bullhead	Brown Bullhead	Brown Bullhead	Brown Bullhead	Brown Bullhead	Brown Bullhead	Brown Bullhead	Brown Bullhead	Brown Bullhead	Brown Bullhead	Brown Bullhead	Brown Bullhead
			Reach	Phase 1	Phase 1	Phase 1	Phase 1	Phase 1	Phase 1	Phase 1	Phase 1	Phase 1	Phase 1	Phase 1	Phase 1	Phase 1	Phase 1
Analyte	CAS Number	Units															
PCB-037	38444-90-5	ng/kg	48	170	120	< 84 U	< 92 U	200	64 J	490	< 8.7 U	170	19	< 84 U	< 8.5 U	< 88 U
PCB-038	53555-66-1	ng/kg	< 17 U	< 84 U	< 18 U	< 84 U	< 92 U	< 90 U	< 86 U	< 440 U	< 8.7 U	< 84 U	4	< 84 U	< 8.5 U	< 88 U
PCB-039	38444-88-1	ng/kg	< 17 U	< 84 U	< 18 U	< 84 U	< 92 U	< 90 U	< 86 U	< 440 U	< 8.7 U	< 84 U	< 3.2 U	< 84 U	9.3	< 88 U
PCB-040/071	PCB-40/71	ng/kg	2700	15000	4300	13000	4300	19000	4000	32000	930	7900	280	2200	1400	6800
PCB-041	52663-59-9	ng/kg	< 17 U	< 84 U	< 18 U	< 84 U	< 92 U	< 90 U	< 86 U	< 440 U	< 8.7 U	< 84 U	< 3.2 U	< 84 U	< 8.5 U	< 88 U
PCB-042	36559-22-5	ng/kg	2000	12000	3500	11000	2700	12000	3100	26000	580	5200	170	1400	1000	4900
PCB-043	70362-46-8	ng/kg	300	1400	450	1100	500	1800	330	2200	88	570	< 3.2 U	320	140	830
PCB-044/047/065	PCB-44/47/65	ng/kg	22000	120000	32000	99000	29000	120000	28000	230000	6700	59000	6500	56000	8400	42000
PCB-045/051	PCB-45/51	ng/kg	2000	8600	3000	7600	2700	9600	2500	18000	630	4900	180	1500	920	4600
PCB-046	41464-47-5	ng/kg	41	190	50	130	100	380	36 J	280 J	16	130	6.3	< 84 U	26	< 88 U
PCB-048	70362-47-9	ng/kg	370	1800	600	1700	< 92 U	1700	< 86 U	4000	140	1200	< 3.2 U	320	160	< 88 U
PCB-049/069	PCB-49/69	ng/kg	14000	77000	22000	66000	18000	76000	18000	150000	3800	35000	3100	30000	5600	28000
PCB-050/053	PCB-50/53	ng/kg	1200	5000	1200	2900	2100	7000	890	6800	360	2700	74	450	610	3000
PCB-052	35693-99-3	ng/kg	19000	97000	23000	66000	23000	92000	24000	180000	5700	48000	4900	43000	8000	40000
PCB-054	15968-05-5	ng/kg	23	110	50	140	52 J	240	21 J	150 J	8.8	74 J	4.1	< 84 U	20	80 J
PCB-055	74338-24-2	ng/kg	< 17 U	< 84 U	< 18 U	310	< 92 U	320	< 86 U	1600	< 8.7 U	< 84 U	< 3.2 U	< 84 U	< 8.5 U	< 88 U
PCB-056	41464-43-1	ng/kg	870	5400	1900	6500	850	4400	2400	21000	340	3100	140	1000	580	2700
PCB-057	70424-67-8	ng/kg	170	1100	250	870	240	1100	180	1800	46	450	43	290	87	460
PCB-058	41464-49-7	ng/kg	45	340	98	330	< 92 U	350	< 86 U	630	20	< 84 U	20	160	21	110
PCB-059/062/075	PCB-59/62/75	ng/kg	1200	6500	1800	5600	1500	6400	1600	13000	370	3100	350	2800	500	2400
PCB-060	33025-41-1	ng/kg	1600	10000	2400	8400	1700	8700	2900	26000	570	5200	510	4000	670	3100
PCB-061/070/074/076	PCB-61/70/74/76	ng/kg	7600	49000	12000	44000	9000	45000	12000	110000	2800	27000	2300	20000	3700	18000
PCB-063	74472-34-7	ng/kg	1400	8900	2000	6900	1900	10000	1900	17000	460	4200	540	4500	580	2700
PCB-064	52663-58-8	ng/kg	4400	25000	7200	22000	5800	25000	7000	56000	1500	13000	1400	12000	1800	9100
PCB-066	32598-10-0	ng/kg	11000	69000	17000	59000	12000	62000	17000	150000	3900	36000	4000	34000	4600	21000
PCB-067	73575-53-8	ng/kg	43	280	78	220	< 92 U	< 90 U	120	< 440 U	16	< 84 U	5.5	< 84 U	42	200
PCB-068	73575-52-7	ng/kg	490	3100	680	2300	570	2900	530	4700	140	1400	160	1300	210	990
PCB-072	41464-42-0	ng/kg	600	3700	810	2700	650	3500	610	5600	180	1700	180	1500	260	1100
PCB-073	74338-23-1	ng/kg	< 17 U	< 84 U	< 18 U	< 84 U	< 92 U	< 90 U	< 86 U	< 440 U	< 8.7 U	< 84 U	< 3.2 U	< 84 U	< 8.5 U	280
PCB-077	32598-13-3	ng/kg	57	330	110	390	< 110 U	300	190	1400 J	31	280 J	5.6	< 180 U	64	370
PCB-078	70362-49-1	ng/kg	< 17 U	< 84 U	< 18 U	< 84 U	< 92 U	< 90 U	< 86 U	< 440 U	< 8.7 U	< 84 U	< 3.2 U	< 84 U	< 8.5 U	< 88 U
PCB-079	41464-48-6	ng/kg	64	390	100	230	< 92 U	330	71 J	< 440 U	24	< 84 U	18	< 84 U	< 8.5 U	< 88 U
PCB-080	33284-52-5	ng/kg	< 17 U	< 84 U	< 18 U	< 84 U	< 92 U	< 90 U	< 86 U	< 440 U	< 8.7 U	< 84 U	< 3.2 U	< 84 U	< 8.5 U	< 88 U
PCB-081	70362-50-4	ng/kg	28	< 150 U	31	< 110 U	< 100 U	< 130 U	< 88 U	< 630 U	9.3	< 120 U	8.4	< 160 U	< 16 U	< 110 U
PCB-082	52663-62-4	ng/kg	570	3900	960	3500	880	3600	970	7800	210	2000	9.7	< 84 U	270	1600
PCB-083	60145-20-2	ng/kg	390	2500	< 18 U	3000	720	3400	660	4100	< 8.7 U	2100	< 3.2 U	1400	210	< 88 U
PCB-084	52663-60-2	ng/kg	1200	6200	2100	6300	1600	6500	1200	9200	490	4100	61	450	470	2500
PCB-085/116/117	PCB-85/116/117	ng/kg	2800	18000	3600	13000	4400	19000	4100	32000	920	9500	1100	9600	1300	7700
PCB-086/087/097/109/119/125	PCB-86+	ng/kg	5500	34000	8700	29000	7600	33000	7600	60000	2000	19000	1500	14000	2500	14000
PCB-088/091	PCB-88/91	ng/kg	2200	12000	3700	11000	2700	12000	2600	21000	720	6200	460	4200	860	4500
PCB-089	73575-57-2	ng/kg	57	330	63	210	< 92 U	320	< 86 U	< 440 U	17	< 84 U	< 3.2 U	< 84 U	< 8.5 U	< 88 U
PCB-090/101/113	PCB-90/101/113	ng/kg	11000	66000	15000	48000	13000	54000	13000	99000	3600	34000	3400	34000	4600	26000
PCB-092	52663-61-3	ng/kg	3600	21000	4600	15000	4700	20000	4100	33000	1100	10000	1200	11000	1600	8600
PCB-093/100	PCB-93/100	ng/kg	380	2200	540	1700	440	2000	420	3500	95	900	100	980	160	820
PCB-094	73575-55-0	ng/kg	49	< 84 U	56	180	< 92 U	370	< 86 U	< 440 U	14	< 84 U	< 3.2 U	< 84 U	21	< 88 U
PCB-095	38379-99-6	ng/kg	5900	33000	9100	28000	6600	28000	6400	52000	2200	19000	1500	14000	2600	14000
PCB-096	73575-54-9	ng/kg	50	230	97	240	76 J	230	< 86 U	420 J	18	160	3 J	< 84 U	25	150
PCB-098/102	PCB-98/102	ng/kg	370	1900	580	1800	510	2000	390	3000	120	970	< 6.5 U	230	140	780
PCB-099	38380-01-7	ng/kg	8100	51000	10000	36000	10000	44000	9300	80000	2600	26000	2600	27000	3400	19000
PCB-103	60145-21-3	ng/kg	220	1300	330	1100	< 92 U	1000	240	2000	57	540	48	500	99	550
PCB-104	56558-16-8	ng/kg	< 17 U	< 84 U	4.3 J	< 84 U	< 92 U	< 90 U	< 86 U	< 440 U	< 8.7 U	< 84 U	< 3.2 U	< 84 U	< 8.5 U	< 88 U
PCB-105	32598-14-4	ng/kg	3100	19000	3900	13000	5500	22000	4900	37000	1100	10000	1200	12000	1600	9100
PCB-106	70424-69-0	ng/kg	< 17 U	< 84 U	< 18 U	< 84 U	< 92 U	< 90 U	< 86 U	< 440 U	< 8.7 U	< 84 U	< 3.2 U	< 84 U	< 8.5 U	< 88 U
PCB-107	70424-68-9	ng/kg	830	5600	1200	4500	1400	6200	1100	9800	270	2900	330	3100	400	2400
PCB-108/124	PCB-108/124	ng/kg	180	1200	260	970	150 J	670	240	1600	61	650	26	290	92	540
PCB-110/115	PCB-110/115	ng/kg	10000	63000	17000	56000	17000	72000	14000	110000	4100	39000	3600	33000	5000	29000
PCB-111	39635-32-0	ng/kg	24	< 84 U	30	< 84 U	< 92 U	150	< 86 U	< 440 U	9	< 84 U	8.7	< 84 U	< 8.5 U	< 88 U
PCB-112	74472-36-9	ng/kg	< 17 U	< 84 U	< 18 U	< 84 U	< 92 U	< 90 U	< 86 U	< 440 U	< 8.7 U	< 84 U	< 3.2 U	< 84 U	< 8.5 U	< 88 U
PCB-114	74472-37-0	ng/kg	250	1500	300	1100	490 J	2000	430	3300	87	860	99	1100	130	770
PCB-118	31508-00-6	ng/kg	9500	58000	12000	42000	16000	65000	13000	100000	3300	33000	3500	38000	4900	30000
PCB-120	68194-12-7	ng/kg	65	430	91	310	< 92 U	420	< 86 U	680	22	< 84 U	23	240	< 8.5 U	210
PCB-121	56558-18-0	ng/kg	12 J	< 84 U	17 J	< 84 U	< 92 U	< 90 U	< 86 U	< 440 U	3.8 J	< 84 U	4	< 84 U	< 8.5 U	< 88 U
PCB-122	76842-07-4	ng/kg	150	1100	150	780	220	1200	270	2300	59	< 84 U	61	690	77	420
PCB-123	65510-44-3	ng/kg	190	1200	250	740	320	1400	400	2000	73 J	710	69	950	120	810
PCB-126	57465-28-8	ng/kg	19 J	< 190 U	18	< 130 U	< 130 U	< 170 U	< 110 U	< 620 U	6.6 J	< 140 U	7.6	< 150 U	< 19 U	< 190 U
PCB-127	39635-33-1	ng/kg	< 17 U	< 84 U	23	< 84 U	< 92 U	< 90 U	< 86 U	< 440 U	6.3 J	< 84 U	< 3.2 U	< 84 U	< 8.5 U	< 88 U
PCB-128/166	PCB-128/166	ng/kg	1200	8600	1600	6400	2000	9000	1600	13000	400	4400	470	4900	690	4300
PCB-129/138/163	PCB-129/138/163	ng/kg	11000	72000	13000	48000	16000	70000	12000	100000	3500	37000	3900	41000	5700	36000

Table 32
Fish Tissue Analytical Results
Phase 2 Data Evaluation Summary Memorandum
Lower Neponset River
Boston and Milton, Massachusetts

			Location	24F-0001-BB13S	24F-0001-BB13S	24F-0001-BB15S	24F-0001-BB15S	24F-0001-BB17S	24F-0001-BB17S	24F-0001-BB30S	24F-0001-BB30S	24F-0001-BB44S	24F-0001-BB44S	24F-0001-BB47S	24F-0001-BB47S	24F-0001-BB55S	24F-0001-BB55S
			Sample Name	24F-0001-BB13S-F	24F-0001-BB13S-O	24F-0001-BB15S-F	24F-0001-BB15S-O	24F-0001-BB17S-F	24F-0001-BB17S-O	24F-0001-BB30S-F	24F-0001-BB30S-O	24F-0001-BB44S-F	24F-0001-BB44S-O	24F-0001-BB47S-F	24F-0001-BB47S-O	24F-0001-BB55S-F	24F-0001-BB55S-O
			Sample Date	10/15/2024	10/15/2024	10/15/2024	10/15/2024	10/15/2024	10/15/2024	10/16/2024	10/16/2024	10/25/2024	10/25/2024	10/29/2024	10/29/2024	11/1/2024	11/1/2024
			Sample Type	N	N	N	N	N	N	N	N	N	N	N	N	N	N
			Tissue Type	Fillet	Offal	Fillet	Offal	Fillet	Offal	Fillet	Offal	Fillet	Offal	Fillet	Offal	Fillet	Offal
			Fish Type	Brown Bullhead	Brown Bullhead	Brown Bullhead	Brown Bullhead	Brown Bullhead	Brown Bullhead	Brown Bullhead	Brown Bullhead	Brown Bullhead	Brown Bullhead	Brown Bullhead	Brown Bullhead	Brown Bullhead	Brown Bullhead
			Reach	Phase 1	Phase 1	Phase 1	Phase 1	Phase 1	Phase 1	Phase 1	Phase 1	Phase 1	Phase 1	Phase 1	Phase 1	Phase 1	Phase 1
Analyte	CAS Number	Units															
PCB-130	52663-66-8	ng/kg	560	3900	730	2700	900	4000	650	5400	200	2000	180	1900	290	1800
PCB-131	61798-70-7	ng/kg	45	< 84 U	85	320	< 92 U	310	< 86 U	400 J	16	170	5.3	< 84 U	25	< 88 U
PCB-132	38380-05-1	ng/kg	1500	9600	2500	8600	2400	11000	1700	13000	570	5500	130	1400	780	4700
PCB-133	35694-04-3	ng/kg	220	1500	250	950	300	1300	260	2000	61	660	71	760	110	690
PCB-134	52704-70-8	ng/kg	190	1800	350	1700	370	1500	340	2300	65	840	24	550	78	830
PCB-135/151	PCB-135/151	ng/kg	1800	10000	2400	7700	2500	9000	2100	15000	490	4600	550	5600	760	5300
PCB-136	38411-22-2	ng/kg	390	2000	710	2000	490	1800	450	3000	130	1200	49	510	170	1100
PCB-137	35694-06-5	ng/kg	520	3600	700	2400	940	4200	750	5500	190	2100	200	2100	300	1900
PCB-139/140	PCB-139/140	ng/kg	180	1200	240	890	240	1000	200	1600	48	490	56	590	80	520
PCB-141	52712-04-6	ng/kg	1000	6600	1100	4100	1600	7200	1200	10000	330	3400	360	3700	500	3000
PCB-142	41411-61-4	ng/kg	< 17 U	< 84 U	< 18 U	< 84 U	< 92 U	< 90 U	< 86 U	< 440 U	< 8.7 U	< 84 U	< 3.2 U	< 84 U	< 8.5 U	< 88 U
PCB-143	68194-15-0	ng/kg	< 17 U	< 84 U	< 18 U	< 84 U	< 92 U	< 90 U	< 86 U	< 440 U	< 8.7 U	< 84 U	< 3.2 U	< 84 U	< 8.5 U	< 88 U
PCB-144	68194-14-9	ng/kg	230	1300	290	950	310	1100	240	1800	61	610	60	660	95	620
PCB-145	74472-40-5	ng/kg	< 17 U	< 84 U	< 18 U	< 84 U	< 92 U	< 90 U	< 86 U	< 440 U	< 8.7 U	< 84 U	< 3.2 U	< 84 U	< 8.5 U	< 88 U
PCB-146	51908-16-8	ng/kg	1700	11000	2100	7000	2600	11000	2000	16000	630	5900	610	6500	870	5300
PCB-147/149	PCB-147/149	ng/kg	4900	33000	6800	25000	7500	32000	6000	44000	1700	17000	1500	16000	2300	15000
PCB-148	74472-41-6	ng/kg	22	< 84 U	29	110	< 92 U	130	31 J	230 J	5.9 J	64 J	7.1	82 J	12	75 J
PCB-150	68194-08-1	ng/kg	9.3 J	< 84 U	19	50 J	< 92 U	47 J	< 86 U	< 440 U	2.7 J	< 84 U	1.5 J	< 84 U	< 8.5 U	< 88 U
PCB-152	68194-09-2	ng/kg	10 J	< 84 U	19	48 J	19 J	48 J	< 86 U	110 J	2.8 J	< 84 U	< 3.2 U	< 84 U	< 8.5 U	22 J
PCB-153/168	PCB-153/168	ng/kg	9000	62000	10000	38000	11000	48000	8600	69000	2600	27000	2700	31000	4000	25000
PCB-154	60145-22-4	ng/kg	140	800	190	620	220	770	190	1300	37	390	43	460	65	430
PCB-155	33979-03-2	ng/kg	< 17 U	< 84 U	1.9 J	< 84 U	< 92 U	< 90 U	< 86 U	< 440 U	< 8.7 U	< 84 U	< 3.2 U	< 84 U	< 8.5 U	< 88 U
PCB-156/157	PCB-156/157	ng/kg	930	6100	1200	4000	1900	7800	1400	11000	350	3500	380	4000	620	4000
PCB-158	74472-42-7	ng/kg	820	5500	1000	3700	1400	5700	1000	7700	260	2700	300	3100	450	2800
PCB-159	39635-35-3	ng/kg	< 17 U	< 84 U	< 18 U	< 84 U	< 92 U	< 90 U	< 86 U	< 440 U	< 8.7 U	< 84 U	< 3.2 U	120	< 8.5 U	< 88 U
PCB-160	41411-62-5	ng/kg	< 17 U	< 84 U	< 18 U	< 84 U	< 92 U	< 90 U	< 86 U	< 440 U	< 8.7 U	< 84 U	< 3.2 U	< 84 U	< 8.5 U	< 88 U
PCB-161	74472-43-8	ng/kg	< 17 U	< 84 U	< 18 U	< 84 U	< 92 U	< 90 U	< 86 U	< 440 U	< 8.7 U	< 84 U	< 3.2 U	< 84 U	< 8.5 U	< 88 U
PCB-162	39635-34-2	ng/kg	36	< 84 U	44	< 84 U	< 92 U	< 90 U	39 J	420 J	< 8.7 U	150	14	140	< 8.5 U	110
PCB-164	74472-45-0	ng/kg	450	2900	590	2200	780	3200	530	4500	180	1700	190	1900	250	1500
PCB-165	74472-46-1	ng/kg	14 J	< 84 U	15 J	< 84 U	< 92 U	< 90 U	< 86 U	< 440 U	< 8.7 U	< 84 U	4	< 84 U	< 8.5 U	< 88 U
PCB-167	52663-72-6	ng/kg	400	2600	530	1800	700	3000	550	4300	160	1700	160	1800	280	1900
PCB-169	32774-16-6	ng/kg	< 8.4 U	< 110 U	< 7.3 U	< 96 U	< 97 U	< 82 U	< 43 U	< 300 U	< 3.2 U	< 59 U	< 2.1 U	< 84 U	< 10 U	< 93 U
PCB-170	35065-30-6	ng/kg	920	7300	1100	4300	1800	8800	1400	12000	340	3900	410	4100	710	4000
PCB-171/173	PCB-171/173	ng/kg	290	2200	330	1400	490	2200	370	2900	83	860	120	1100	170	1000
PCB-172	52663-74-8	ng/kg	220	1800	200	820	370	1700	280	2400	72	800	89	830	140	850
PCB-174	38411-25-5	ng/kg	670	5200	660	2700	1300	5700	850	6900	240	2600	270	2500	360	2400
PCB-175	40186-70-7	ng/kg	41	300	41	180	69 J	300	60 J	420 J	11	< 84 U	16	160	22	150
PCB-176	52663-65-7	ng/kg	64	430	87	320	100	410	< 86 U	550	18	210	10	110	30	200
PCB-177	52663-70-4	ng/kg	590	4300	610	2400	900	4000	660	5300	170	1900	160	1500	310	1900
PCB-178	52663-67-9	ng/kg	300	2100	260	1000	370	1600	310	2200	65	730	97	930	120	760
PCB-179	52663-64-6	ng/kg	230	1600	270	1000	320	1200	280	2000	53	530	76	800	92	590
PCB-180/193	PCB-180/193	ng/kg	2600	21000	2300	9900	4300	20000	3400	29000	870	10000	1000	11000	1700	11000
PCB-181	74472-47-2	ng/kg	20	140	24	< 84 U	< 92 U	170	< 86 U	< 440 U	7.2 J	< 84 U	8.5	< 84 U	14	87 J
PCB-182	60145-23-5	ng/kg	8.7 J	65 J	12 J	45 J	< 92 U	82 J	< 86 U	< 440 U	4.5 J	< 84 U	4.2	< 84 U	< 8.5 U	54 J
PCB-183/185	PCB-183/185	ng/kg	750	6200	720	3100	1100	5100	840	7200	200	2300	280	2800	360	2500
PCB-184	74472-48-3	ng/kg	< 17 U	< 84 U	< 18 U	< 84 U	< 92 U	< 90 U	< 86 U	< 440 U	< 8.7 U	< 84 U	< 3.2 U	< 84 U	< 8.5 U	< 88 U
PCB-186	74472-49-4	ng/kg	< 17 U	< 84 U	< 18 U	< 84 U	< 92 U	< 90 U	< 86 U	< 440 U	< 8.7 U	< 84 U	< 3.2 U	< 84 U	< 8.5 U	< 88 U
PCB-187	52663-68-0	ng/kg	3200	23000	2400	9300	4200	18000	3600	28000	980	11000	970	9800	1400	9500
PCB-188	74487-85-7	ng/kg	3.9 J	35 J	6.1 J	< 84 U	< 92 U	< 90 U	< 86 U	< 440 U	1.2 J	< 84 U	< 3.2 U	< 84 U	< 8.5 U	< 88 U
PCB-189	39635-31-9	ng/kg	51	360 J	54	190	< 30 U	400	86	690	19	200	18	230	41	290
PCB-190	41411-64-7	ng/kg	250	2100	260	1100	410	2000	350	2700	77	890	100	1100	170	1000
PCB-191	74472-50-7	ng/kg	41	340	41	180	72 J	360	< 86 U	460	14	170	< 3.2 U	200	27	180
PCB-192	74472-51-8	ng/kg	< 17 U	< 84 U	< 18 U	< 84 U	< 92 U	< 90 U	< 86 U	< 440 U	< 8.7 U	< 84 U	< 3.2 U	< 84 U	< 8.5 U	< 88 U
PCB-194	35694-08-7	ng/kg	610	4400	580	2000	940	4500	890	6900	200	2200	210	2500	440	2900
PCB-195	52663-78-2	ng/kg	200	1500	200	750	320	1500	290	2100	62	710	79	810	140	910
PCB-196	42740-50-1	ng/kg	220	1600	200	780	410	1700	360	2600	73	840	96	950	160	1100
PCB-197/200	PCB-197/200	ng/kg	57	410	53	210	< 180 U	390	74 J	550 J	17	190	18	180	34	210
PCB-198/199	PCB-198/199	ng/kg	760	6000	580	2300	1100	5000	1100	8200	230	2700	310	3000	460	3300
PCB-201	40186-71-8	ng/kg	52	360	47	180	79 J	360	69 J	470	14	150	23	220	30	210
PCB-202	2136-99-4	ng/kg	130	950	110	400	130	630	120	890	28	290	53	490	52	350
PCB-203	52663-76-0	ng/kg	460	3400	410	1500	700	2900	650	4800	140	1600	190	1900	310	2200
PCB-204	74472-52-9	ng/kg	< 17 U	< 84 U	< 18 U	< 84 U	< 92 U	< 90 U	< 86 U	< 440 U	< 8.7 U	< 84 U	< 3.2 U	< 84 U	< 8.5 U	< 88 U
PCB-205	74472-53-0	ng/kg	28	220	27	100	51 J	220	49 J	370 J	8.9	99	12	120	23	150
PCB-206	40186-72-9	ng/kg	310	2200	250	900	440	1900	490	3500	95	1100	220	2000	230	1600
PCB-207	52663-79-3	ng/kg	29	200	23	89	43 J	< 90 U	45 J	330 J	9.5	100	21	< 84 U	21	140
PCB-208	52663-77-1	ng/kg	110	790	84	310	140	620	160	1100	34	370	97	790	74	500
PCB-209	2051-24-3	ng/kg	140	960	99	340	180	720	200	1500	48	520	140	1100	110	720
Total PCB TEQ (Bird)	RA-TEQ-B-PCB	ng/kg	8.07941	19.7816	11.06834	21.7573	0.9592	18.878	10.31336	76.1999	3.32922	15.7921	2.08537	2.1198	3.48841	20.217

Table 32
Fish Tissue Analytical Results
Phase 2 Data Evaluation Summary Memorandum
Lower Neponset River
Boston and Milton, Massachusetts

			Location	24F-0001-BB13S	24F-0001-BB13S	24F-0001-BB15S	24F-0001-BB15S	24F-0001-BB17S	24F-0001-BB17S	24F-0001-BB30S	24F-0001-BB30S	24F-0001-BB44S	24F-0001-BB44S	24F-0001-BB47S	24F-0001-BB47S	24F-0001-BB55S	24F-0001-BB55S
			Sample Name	24F-0001-BB13S-F	24F-0001-BB13S-O	24F-0001-BB15S-F	24F-0001-BB15S-O	24F-0001-BB17S-F	24F-0001-BB17S-O	24F-0001-BB30S-F	24F-0001-BB30S-O	24F-0001-BB44S-F	24F-0001-BB44S-O	24F-0001-BB47S-F	24F-0001-BB47S-O	24F-0001-BB55S-F	24F-0001-BB55S-O
			Sample Date	10/15/2024	10/15/2024	10/15/2024	10/15/2024	10/15/2024	10/15/2024	10/16/2024	10/16/2024	10/25/2024	10/25/2024	10/29/2024	10/29/2024	11/1/2024	11/1/2024
			Sample Type	N	N	N	N	N	N	N	N	N	N	N	N	N	N
			Tissue Type	Fillet	Offal	Fillet	Offal	Fillet	Offal	Fillet	Offal	Fillet	Offal	Fillet	Offal	Fillet	Offal
			Fish Type	Brown Bullhead	Brown Bullhead	Brown Bullhead	Brown Bullhead	Brown Bullhead	Brown Bullhead	Brown Bullhead	Brown Bullhead	Brown Bullhead	Brown Bullhead	Brown Bullhead	Brown Bullhead	Brown Bullhead	Brown Bullhead
			Reach	Phase 1	Phase 1	Phase 1	Phase 1	Phase 1	Phase 1	Phase 1	Phase 1	Phase 1	Phase 1	Phase 1	Phase 1	Phase 1	Phase 1
Analyte	CAS Number	Units															
Total PCB TEQ (Fish)	RA-TEQ-F-PCB	ng/kg		0.186805	0.4768	0.20767	0.35315	0.12455	0.538	0.12283	0.93145	0.066195	0.27785	0.06989	0.2904	0.044855	0.27135
Total PCB TEQ (Mammal)	RA-TEQ-M-PCB	ng/kg		2.34673	2.6958	2.36732	1.9239	0.7473	3.078	0.64198	4.8887	0.81856	1.5271	0.92586	1.7424	0.23713	1.4431
Total Decachlorobiphenyls	RA_Total_DECPCB	ng/kg		140	960	99	340	180	720	200	1500	48	520	140	1100	110	720
Total Dichlorobiphenyls	RA_Total_DIPCB	ng/kg		2300	9090	7096	16770	3200	19320	1420	14200	1617	9270	1573.9	5470	4843	14870
Total Heptachlorobiphenyls	RA_Total_HEPPCB	ng/kg		9499.6	72270	8655.1	34835	14701	66922	11646	95520	3024.9	33790	3348.7	34360	5306	33961
Total Hexachlorobiphenyls	RA_Total_HEXPCB	ng/kg		37266.3	246000	46492.9	169238	54169	233105	41830	331560	11989.4	123074	11964.9	128772	18425	116897
Total Monochlorobiphenyls	RA_Total_MONPCB	ng/kg		142.8	270	724	1360	170	1150	110	1440	180.7	810	490	1293	1300.6	2940
Total Nonachlorobiphenyls	RA_Total_NONPCB	ng/kg		449	3190	357	1299	623	2520	695	4930	138.5	1570	338	2790	325	2240
Total Octachlorobiphenyls	RA_Total_OCTPCB	ng/kg		2460	18430	2154	8010	3730	16810	3528	26330	755.9	8589	973	9990	1615	11120
Total PCB Congeners	RA_Tot_PCB_Cong	ng/kg		218099	1290610	317665	1029110	297681	1293560	280391	2258030	74438.7	684387	65000.8	599218	109535	573248
Total Pentachlorobiphenyls	RA_Total_PENPCB	ng/kg		51336	309690	69789.3	235630	69696	295460	64230	507700	17398.7	165920	15750	159700	23274	131470
Total Tetrachlorobiphenyls	RA_Total_TETPCB	ng/kg		91201	512540	133607	420720	113962	500420	124878	1040160	28729.1	255204	24714.9	215240	38470	188120
Total Trichlorobiphenyls	RA_Total_TRICPB	ng/kg		23304	118170	48690.5	140910	37250	157136	31854	234690	10556.5	85640	5707.4	40503	15866.3	70910
TCL Pesticides																	
ALDRIN	309-00-2	ug/kg		< 0.22 U	< 0.22 U	< 0.22 U	< 0.22 U	< 0.22 U	< 0.22 U	< 0.22 U	< 0.22 U	< 0.22 U	< 0.22 U	< 0.22 U	< 0.22 U	< 0.22 U	< 0.22 U
ALPHA BHC (ALPHA HEXACHLOROCYCLOHEXANE	319-84-6	ug/kg		< 0.26 U	< 0.26 U	< 0.26 U	< 0.26 U	< 0.26 U	< 0.26 U	< 0.26 U	< 0.26 U	< 0.26 U	< 0.26 U	< 0.26 U	< 0.26 U	< 0.26 U	< 0.26 U
ALPHA ENDOSULFAN (ENDOSULFAN I)	959-98-8	ug/kg		< 0.42 UJ	< 4.2 UJ	< 0.42 UJ	< 0.42 UJ	< 0.42 UJ	< 0.42 UJ	< 0.42 UJ	< 4.2 U	< 0.42 UJ	< 0.42 UJ	< 0.42 UJ	< 0.42 UJ	< 0.42 UJ	< 0.42 UJ
BETA BHC (BETA HEXACHLOROCYCLOHEXANE)	319-85-7	ug/kg		< 0.40 U	< 0.40 U	< 0.40 U	< 0.40 U	< 0.40 U	< 0.40 U	< 0.40 U	< 0.40 U	< 0.40 U	< 0.40 U	< 0.40 U	< 0.40 U	< 0.40 U	< 0.40 U
BETA ENDOSULFAN (ENDOSULFAN II)	33213-65-9	ug/kg		< 0.35 UJ	< 3.5 U	< 0.35 UJ	< 0.35 UJ	< 0.35 UJ	< 0.35 UJ	< 0.35 UJ	< 3.5 U	< 0.35 UJ	< 0.35 UJ	< 0.35 UJ	< 0.35 UJ	< 0.35 UJ	< 0.35 UJ
cis-Chlordane (alpha-Chlordane)	5103-71-9	ug/kg		0.21 J	11 J	2.3	15	0.69 J	11	1.2	12	0.43 J	6.3	0.19 J	4.7	0.32 J	4.4
DELTA BHC (DELTA HEXACHLOROCYCLOHEXANE	319-86-8	ug/kg		< 0.28 UJ	< 0.28 UJ	< 0.28 UJ	< 0.28 UJ	< 0.28 UJ	< 0.28 UJ	< 0.28 UJ	< 0.28 UJ	< 0.28 UJ	< 0.28 UJ	< 0.28 UJ	< 0.28 UJ	< 0.28 UJ	< 0.28 UJ
DIELDRIN	60-57-1	ug/kg		< 0.22 U	< 2.2 U	0.27 J	1.9	< 0.22 U	2.6	< 0.22 U	< 2.2 U	< 0.22 U	1.8	< 0.22 U	0.30 J	< 0.22 U	1.2
ENDOSULFAN SULFATE	1031-07-8	ug/kg		< 0.22 U	< 2.2 U	< 0.22 U	< 0.22 U	< 0.22 U	< 0.22 U	< 0.22 U	< 2.2 U	< 0.22 U	< 0.22 U	< 0.22 U	< 0.22 U	< 0.22 U	< 0.22 U
ENDRIN	72-20-8	ug/kg		< 0.45 U	< 4.5 U	< 0.45 U	< 0.45 U	< 0.45 U	< 0.45 U	< 0.45 U	< 4.5 U	< 0.45 U	< 0.45 U	< 0.45 U	< 0.45 U	< 0.45 U	< 0.45 U
ENDRIN ALDEHYDE	7421-93-4	ug/kg		< 0.56 U	< 5.6 UJ	< 0.56 U	< 0.56 U	< 0.56 U	< 0.56 U	< 0.56 U	< 5.6 U	< 0.56 U	< 0.56 U	< 0.56 U	< 0.56 U	< 0.56 U	< 0.56 U
ENDRIN KETONE	53494-70-5	ug/kg		< 0.16 U	< 0.16 U	< 0.16 U	< 0.16 U	< 0.16 U	< 0.16 U	< 0.16 U	< 0.16 U	< 0.16 U	< 0.16 U	< 0.16 U	< 0.16 U	< 0.16 U	< 0.16 U
GAMMA BHC (LINDANE)	58-89-9	ug/kg		< 0.17 U	< 0.17 U	< 0.17 U	< 0.17 U	< 0.17 U	< 0.17 U	< 0.17 U	< 0.17 U	< 0.17 U	< 0.17 U	< 0.17 U	< 0.17 U	< 0.17 U	< 0.17 U
HEPTACHLOR	76-44-8	ug/kg		< 0.090 U	< 0.090 U	< 0.090 U	< 0.090 U	< 0.090 U	< 0.090 U	< 0.090 U	< 0.090 U	< 0.090 U	< 0.090 U	< 0.090 U	< 0.090 U	< 0.090 U	< 0.090 U
HEPTACHLOR EPOXIDE	1024-57-3	ug/kg		< 0.061 U	0.71 J	0.16 J	0.86	0.12 J	1.9	< 0.061 U	0.65 J	< 0.061 U	0.81 J	< 0.061 U	0.19 J	< 0.061 U	0.60 J
METHOXYCHLOR	72-43-5	ug/kg		< 0.15 U	< 0.15 U	< 0.15 U	< 0.15 U	< 0.15 U	< 0.15 U	< 0.15 U	< 0.15 U	< 0.15 U	< 0.15 U	< 0.15 U	< 0.15 U	< 0.15 U	< 0.15 U
P,P'-DDD (4,4'-DDD)	72-54-8	ug/kg		0.61 J	27 J-	2.7	21	1.7	25	2.7 J+	32	1.0	18 J+	0.51 J	15	0.80 J	14 J+
P,P'-DDE (4,4'-DDE)	72-55-9	ug/kg		1.5 J	67	3.9	38	3.5	75	4.9 J+	74	1.8 J	23 J+	2.2 J	65	1.6 J	22 J+
P,P'-DDT (4,4'-DDT)	50-29-3	ug/kg		< 0.35 U	2.6	< 0.35 U	2.1	< 0.35 U	2.4	< 0.35 U	3.6	< 0.35 U	1.5	< 0.35 U	1.6	< 0.35 U	1.3
Trans-Chlordane (Gamma-Chlordane)	5103-74-2	ug/kg		< 0.13 U	5.0	1.3	15	0.41 J	6.1	0.49 J	6.7	0.29 J	5.2	< 0.13 U	2.3	0.17 J	2.4
TAL Metals																	
Aluminum	7429-90-5	mg/kg		-	< 48 U	< 47 U	< 47 U	-	< 51 U	-	< 49 U	-	< 47 U	< 47 U	< 51 U	-	< 49 U
Antimony	7440-36-0	mg/kg		-	< 1.9 U	< 1.9 U	< 1.9 U	-	< 2.1 U	-	< 1.9 U	-	< 1.9 U	< 1.9 U	< 2.0 U	-	< 2.0 U
Arsenic	7440-38-2	mg/kg		-	< 1.9 U	< 1.9 U	< 1.9 U	-	< 2.1 U	-	< 1.9 U	-	< 1.9 U	< 1.9 U	< 2.0 U	-	< 2.0 U
Barium	7440-39-3	mg/kg		-	< 19 U	< 19 U	< 19 U	-	< 21 U	-	< 19 U	-	< 19 U	< 19 U	< 20 U	-	< 20 U
Beryllium	7440-41-7	mg/kg		-	< 0.19 U	< 0.19 U	< 0.19 U	-	< 0.21 U	-	< 0.19 U	-	< 0.19 U	< 0.19 U	< 0.20 U	-	< 0.20 U
Cadmium	7440-43-9	mg/kg		-	< 0.48 U	< 0.47 U	< 0.47 U	-	< 0.51 U	-	< 0.49 U	-	< 0.47 U	< 0.47 U	< 0.51 U	-	< 0.49 U
Calcium	7440-70-2	mg/kg		-	6070	< 470 U	14000	-	8470	-	6240	-	12700	< 470 U	8990	-	7000
Chromium, Total	7440-47-3	mg/kg		-	< 0.96 U	< 0.94 U	< 0.94 U	-	< 1.0 U	-	< 0.97 U	-	< 0.94 U	< 0.93 U	< 1.0 U	-	< 0.98 U
Cobalt	7440-48-4	mg/kg		-	< 4.8 U	< 4.7 U	< 4.7 U	-	< 5.1 U	-	< 4.9 U	-	< 4.7 U	< 4.7 U	< 5.1 U	-	< 4.9 U
Copper	7440-50-8	mg/kg		-	< 2.4 U	< 2.3 U	< 2.3 U	-	< 2.6 U	-	< 2.4 U	-	< 2.4 U	< 2.3 U	< 2.5 U	-	< 2.5 U
Iron	7439-89-6	mg/kg		-	< 48 U	< 47 U	< 47 U	-	< 51 U	-	< 49 U	-	< 47 U	< 47 U	< 51 U	-	< 49 U
Lead	7439-92-1	mg/kg		-	< 1.9 U	< 1.9 U	< 1.9 U	-	< 2.1 U	-	< 1.9 U	-	< 1.9 U	< 1.9 U	< 2.0 U	-	< 2.0 U
Magnesium	7439-95-4	mg/kg		-	< 480 U	< 470 U	< 470 U	-	< 510 U	-	< 490 U	-	< 470 U	< 470 U	< 510 U	-	< 490 U
Manganese	7439-96-5	mg/kg		-	5.2	< 1.4 U	5.9	-	3.5	-	2.2	-	4.7	< 1.4 U	3.1	-	2.4
Nickel	7440-02-0	mg/kg		-	< 3.8 U	< 3.7 U	< 3.7 U	-	< 4.1 U	-	< 3.9 U	-	< 3.8 U	< 3.7 U	< 4.1 U	-	< 3.9 U
Potassium	7440-09-7	mg/kg		-	1790	2700	2060	-	2290	-	1500	-	2070	2550	2150	-	1970
Selenium	7782-49-2	mg/kg		-	< 1.9 U	< 1.9 U	< 1.9 U	-	< 2.1 U	-	< 1.9 U	-	< 1.9 U	< 1.9 U	< 2.0 U	-	< 2.0 U
Silver	7440-22-4	mg/kg		-	< 0.48 U	< 0.47 U	< 0.47 U	-	< 0.51 U	-	< 0.49 U	-	< 0.47 U	< 0.47 U	< 0.51 U	-	< 0.49 U
Sodium	7440-23-5	mg/kg		-	< 960 U	< 940 U	< 940 U	-	< 1000 U	-	< 970 U	-	1010	< 930 U	< 1000 U	-	< 980 U
Thallium	7440-28-0	mg/kg		-	< 0.96 U	< 0.94 U	< 0.94 U	-	< 1.0 U	-	< 0.97 U	-	< 0.94 U	< 0.93 U	< 1.0 U	-	< 0.98 U
Vanadium	7440-62-2	mg/kg		-	< 4.8 U	< 4.7 U	< 4.7 U	-	< 5.1 U	-	< 4.9 U	-	< 4.7 U	< 4.7 U	< 5.1 U	-	< 4.9 U
Zinc	7440-66-6	mg/kg		-	12.6	5.4	23.8	-	16.2	-	15.1	-	19.6	5.7	17.3	-	13.8

Table 32
Fish Tissue Analytical Results
Phase 2 Data Evaluation Summary Memorandum
Lower Neponset River
Boston and Milton, Massachusetts

			Location	24F-0001-BB56S	24F-0001-BB56S	24F-0001-WS10S	24F-0001-WS10S	24F-0001-WS11S	24F-0001-WS11S	24F-0001-WS18S	24F-0001-WS18S	24F-0001-WS24S	24F-0001-WS24S	24F-0001-WS27S	24F-0001-WS27S	24F-0001-WS28S
			Sample Name	24F-0001-BB56S-F	24F-0001-BB56S-O	24F-0001-WS10S-F	24F-0001-WS10S-O	24F-0001-WS11S-F	24F-0001-WS11S-O	24F-0001-WS18S-F	24F-0001-WS18S-O	24F-0001-WS24S-F	24F-0001-WS24S-O	24F-0001-WS27S-F	24F-0001-WS27S-O	24F-0001-WS28S-F
			Sample Date	11/1/2024	11/1/2024	10/14/2024	10/14/2024	10/14/2024	10/14/2024	10/15/2024	10/15/2024	10/15/2024	10/15/2024	10/16/2024	10/16/2024	10/16/2024
			Sample Type	N	N	N	N	N	N	N	N	N	N	N	N	N
			Tissue Type	Fillet	Offal	Fillet	Offal	Fillet	Offal	Fillet	Offal	Fillet	Offal	Fillet	Offal	Fillet
			Fish Type	Brown Bullhead	Brown Bullhead	White Sucker	White Sucker	White Sucker	White Sucker	White Sucker	White Sucker	White Sucker	White Sucker	White Sucker	White Sucker	White Sucker
			Reach	Phase 1	Phase 1	Phase 1	Phase 1	Phase 1	Phase 1	Phase 1	Phase 1	Phase 1	Phase 1	Phase 1	Phase 1	Phase 1
Analyte	CAS Number	Units														
Percent Moisture																
MOISTURE, PERCENT	MOIST	%	81.87	69.96	80.45	72.84	81.05	72.28	75.71	67.47	79.23	67.98	77.74	63.49	80.91
Percent Lipids																
PERCENT LIPIDS	LIPIDPERCENT	%	0.29	3.04	0.34	4.24	0.54	4.30	1.20	11.30	0.87	6.08	1.47	9.64	0.72
PCDD/F																
1,2,3,4,6,7,8-HEPTACHLORODIBENZOFURAN	67562-39-4	ng/kg	< 1.9 U	< 1.7 U	< 1.7 U	4.5	< 1.7 U	10	< 1.7 U	8.7 J	< 1.6 U	7.0	< 1.7 U	5.3	< 1.7 U
1,2,3,4,6,7,8-HEPTACHLORODIBENZO-P-DIOXIN	35822-46-9	ng/kg	< 0.93 U	2.7 J	< 0.85 U	2.4 J	< 0.83 U	11	< 2.1 U	9.8	< 1.0 U	7.1	1.8 J	8.3	< 1.1 U
1,2,3,4,7,8,9-HEPTACHLORODIBENZOFURAN	55673-89-7	ng/kg	< 0.93 U	< 0.84 U	< 0.85 U	< 0.86 U	< 0.83 U	< 1.0 U	< 1.9 U	< 1.5 U	< 0.92 U	< 0.82 U	< 0.85 U	< 1.6 U	< 0.90 U
1,2,3,4,7,8-HEXACHLORODIBENZOFURAN	70648-26-9	ng/kg	< 1.5 U	< 1.4 U	< 1.4 U	< 1.4 U	< 1.4 U	3 J	< 1.4 U	3.6 J	< 1.3 U	2.4 J	< 1.4 U	2.5 J	< 1.4 U
1,2,3,4,7,8-HEXACHLORODIBENZO-P-DIOXIN	39227-28-6	ng/kg	< 1.0 U	< 0.94 U	< 0.95 U	1.3 J	< 0.93 U	2.6 J	< 0.96 U	5.5	< 0.89 U	2.3 J	< 0.99 U	2.5 J	< 0.94 U
1,2,3,6,7,8-HEXACHLORODIBENZOFURAN	57117-44-9	ng/kg	< 2.1 U	< 1.9 U	< 1.9 U	2.8 J	< 1.9 U	1.9 J	< 1.9 U	4.1 J	< 1.8 U	2.9 J	< 1.9 U	2.2 J	< 1.9 U
1,2,3,6,7,8-HEXACHLORODIBENZO-P-DIOXIN	57653-85-7	ng/kg	< 1.3 U	1.3 J	< 1.2 U	1.8 J	< 1.1 U	3.5 J	< 1.1 U	6.3	< 1.1 U	3.5 J	< 1.2 U	3.8 J	< 1.1 U
1,2,3,7,8,9-HEXACHLORODIBENZOFURAN	72918-21-9	ng/kg	< 1.1 U	< 1.0 U	< 1.0 U	< 1.0 U	< 1.0 U	< 1.0 U	< 1.0 U	< 1.0 U	< 0.97 U	< 0.97 U	< 1.0 U	< 1.0 U	< 1.0 U
1,2,3,7,8,9-HEXACHLORODIBENZO-P-DIOXIN	19408-74-3	ng/kg	< 1.3 U	< 1.2 U	< 1.2 U	< 1.2 U	< 1.2 U	< 1.2 U	< 1.2 U	7.1	< 1.1 U	< 1.1 U	< 1.2 U	< 1.3 U	< 1.2 U
1,2,3,7,8-PENTACHLORODIBENZOFURAN	57117-41-6	ng/kg	< 1.7 U	< 1.5 U	< 1.5 U	2.3 J	< 1.5 U	6.7	3.4 J	< 1.5 UJ	< 1.4 U	< 1.4 U	< 1.5 U	7.8 J	< 1.5 U
1,2,3,7,8-PENTACHLORODIBENZO-P-DIOXIN	40321-76-4	ng/kg	< 1.6 U	< 1.5 U	< 1.5 U	2.6 J	< 1.5 U	3.5 J	2.1 J	11 J	< 1.4 U	4.8 J	1.6 J	5.4	< 1.5 U
2,3,4,6,7,8-HEXACHLORODIBENZOFURAN	60851-34-5	ng/kg	< 1.7 U	< 1.6 U	< 1.6 U	< 1.6 U	< 1.5 U	< 1.5 U	< 1.6 U	< 1.5 U	< 1.5 U	< 1.5 U	< 1.6 U	< 1.5 U	< 1.6 U
2,3,4,7,8-PENTACHLORODIBENZOFURAN	57117-31-4	ng/kg	< 1.4 U	< 1.2 U	< 1.2 U	1.4 J	< 1.2 U	2.2 J	1.2 J	6.0	< 1.1 U	3.0 J	< 1.2 U	3.6 J	< 1.2 U
2,3,7,8-TETRACHLORODIBENZOFURAN	51207-31-9	ng/kg	< 0.53 U	0.45 J	0.8 J	4.5	1.3	8.6	3.7 J	18	2.1	8.5	3	11	1.8
2,3,7,8-TETRACHLORODIBENZO-P-DIOXIN	1746-01-6	ng/kg	< 0.37 U	< 0.22 U	< 0.37 U	0.61 J	< 0.36 U	0.68 J	< 0.59 U	1.6	< 0.46 U	0.84	< 0.36 U	1.2 J	< 0.46 U
Heptachlorodibenzofurans	38998-75-3	ng/kg	ND	ND	ND	4.5 J	ND	15 J	ND	8.7 J	0.90 J	11 J	ND	8.9 J	1.0 J
Heptachlorodibenzo-P-Dioxins	37871-00-4	ng/kg	ND	2.7 J	ND	6.2 J	ND	27 J	2.1 J	98 J	ND	11 J	1.8 J	36 J	ND
HEXACHLORODIBENZOFURAN	55684-94-1	ng/kg	ND	0.47 J	1.4 J	15 J	ND	23 J	3.7 J	31 J	4.1 J	23 J	3.5 J	20 J	2.9 J
HEXACHLORODIBENZO-P-DIOXIN	34465-46-8	ng/kg	ND	1.3 J	ND	11 J	ND	22 J	6.2 J	44 J	1.9 J	21 J	ND	11 J	1.6 J
OCTACHLORODIBENZOFURAN	39001-02-0	ng/kg	< 0.84 U	< 0.28 U	< 0.52 U	< 0.53 U	< 0.53 U	< 0.88 U	< 1.2 U	< 0.73 U	< 0.65 U	< 0.58 U	< 0.53 U	< 0.91 U	< 0.82 U
OCTACHLORODIBENZO-P-DIOXIN	3268-87-9	ng/kg	< 0.68 U	< 0.38 U	< 0.39 U	< 0.78 U	< 0.56 U	71	< 1 U	13	< 0.75 U	13	< 0.53 U	12	< 0.81 U
PENTACHLORO DIBENZOFURAN	30402-15-4	ng/kg	ND	2.4 J	7.2 J	47 J	11 J	53 J	23 J	100 J	13 J	55 J	15 J	40 J	17 J
PENTACHLORODIBENZO-P-DIOXIN	36088-22-9	ng/kg	ND	ND	ND	2.6 J	ND	3.5 J	2.1 J	22 J	ND	6 J	1.6 J	9.6 J	ND
Tetrachlorodibenzofuran	55722-27-5	ng/kg	0.95 J	16 J	47 J	310 J	67 J	200 J	140 J	510 J	79 J	240 J	80 J	170 J	100 J
TETRACHLORODIBENZO-P-DIOXIN	41903-57-5	ng/kg	ND	ND	ND	0.61 J	ND	0.68 J	ND	1.6 J	ND	0.84 J	ND	2.1 J	ND
Total PCDD/F TEQ (Bird)	RA-TEQ-B-DF	ng/kg	0	0.4657	0.8	9.7504	1.3	16.4231	7.34	38.5161	2.1	17.8984	4.6018	22.6755	1.8
Total PCDD/F TEQ (Fish)	RA-TEQ-F-DF	ng/kg	0	0.0382	0.04	5.2454	0.065	7.9881	3.055	20.2521	0.105	9.3584	1.7518	11.1605	0.09
Total PCDD/F TEQ (Mammal)	RA-TEQ-M-DF	ng/kg	0	0.202	0.08	4.808	0.13	7.2323	2.932	19.0489	0.21	8.6449	1.918	10.2536	0.18
Mercury																
METHYL MERCURY	22967-92-6	ng/g	414	218	444	131	647	289	550	179	523	212	467	178	534
Mercury	7439-97-6	ng/g	447	219	401	148	588	251	511	204	586	232	437	192	539
PCB Congeners																
PCB-001	2051-60-7	ng/kg	250 J+	470	3400	20000	5200	31000	2000	18000	5900	53000	5500	19000	4600
PCB-002	2051-61-8	ng/kg	3.5 J	< 88 U	< 85 U	51 J	< 90 U	92	< 86 U	< 86 U	< 81 U	< 87 U	< 86 U	73 J	< 87 U
PCB-003	2051-62-9	ng/kg	27	74 J	100	590	180	1100	110	800	< 81 U	1600	230	830	140
PCB-004	13029-08-8	ng/kg	1200 J+	2900	11000	69000	15000	90000	14000	100000	19000	140000	26000	86000	13000
PCB-005	16605-91-7	ng/kg	< 9.5 U	< 88 U	< 85 U	< 82 U	< 90 U	< 84 U	< 86 U	< 86 U	< 81 U	< 87 U	< 86 U	< 87 U	< 87 U
PCB-006	25569-80-6	ng/kg	170	500	1600	9100	2000	12000	3600	23000	2300	16000	3500	12000	2000
PCB-007	33284-50-3	ng/kg	< 9.5 U	< 88 U	< 85 U	730	< 90 U	760	260	1800	240	1600	310	1100	160
PCB-008	34883-43-7	ng/kg	780	2600	7600	50000	11000	66000	12000	77000	11000	70000	16000	50000	9400
PCB-009	34883-39-1	ng/kg	19	58 J	260	1400	290	1600	460	2800	350	2500	600	2000	310
PCB-010	33146-45-1	ng/kg	83 J+	260	1500	7700	1900	10000	2300	15000	3600	29000	6500	20000	< 87 U
PCB-011	2050-67-1	ng/kg	17	< 88 U	< 85 U	2000	390	< 84 U	< 86 U	390	< 81 U	290	200	700	< 87 U
PCB-012/013	PCB-12/13	ng/kg	39	130 J	< 170 U	< 160 U	< 180 U	780	360	2200	< 160 U	1000	460	1700	< 170 U
PCB-014	34883-41-5	ng/kg	< 9.5 U	< 88 U	< 85 U	< 82 U	< 90 U	< 84 U	< 86 U	< 86 U	< 81 U	< 87 U	< 86 U	< 87 U	< 87 U
PCB-015	2050-68-2	ng/kg	230	840	890	5200	2000	11000	5300	32000	2500	16000	6000	20000	1700
PCB-016	38444-78-9	ng/kg	62	< 88 U	710	3500	760	3500	3000	17000	< 81 U	7300	1900	5900	1200
PCB-017	37680-66-3	ng/kg	540	1800	14000	81000	14000	71000	36000	200000 J	13000	78000	22000	69000	18000
PCB-018/030	PCB-18/30	ng/kg	400	1400	3300	19000	4100	21000	11000	59000	4100	25000	6600	20000	3000
PCB-019	38444-73-4	ng/kg	510 J+	1600	7400	46000	8000	45000	17000	110000	10000	70000	18000	58000	8700
PCB-020/028	PCB-20/28	ng/kg	9500	37000	26000	160000	32000	170000	170000	960000 J	36000	200000	53000	170000	46000
PCB-021/033	PCB-21/33	ng/kg	< 19 U	< 180 U	< 170 U	4700	1200	5800	9200	48000	2400	13000	3000	9800	2500
PCB-022	38444-85-8	ng/kg	810	3100	2800	17000	4400	24000	17000	97000	4200	24000	7500	24000	5400
PCB-023	55720-44-0	ng/kg	< 9.5 U	< 88 U	< 85 U	< 82 U	< 90 U	140	< 86 U	< 86 U	< 81 U	< 87 U	52 J	250	78 J
PCB-024	55702-45-9	ng/kg	14	< 88 U	< 85 U	370	130	570	< 86 U	< 86 U	< 81 U	< 87 U	950	2300	540
PCB-025	55712-37-3	ng/kg	540	2000	4800	28000	8000	41000	24000	130000	6800	39000	13000	40000	7900
PCB-026/029	PCB-26/29	ng/kg	2200	8100	7000	42000	12000	61000	36000	200000	9500	56000	18000	57000	12000
PCB-027	38444-76-7	ng/kg	190 J+	640	6800	37000	7500	37000	21000	110000	7700	46000	12000	38000	8500
PCB-031	16606-02-3	ng/kg	2600	9900	9700	58000	28000	140000	80000	450000 J	23000	130000	43000	140000	29000
PCB-032	38444-77-8	ng/kg	3000	12000	21000	120000	22000	110000	64000	330000 J	19000	110000	39000	120000	30000
PCB-034	37680-68-5	ng/kg	92	330	520	3100	550	2900	1900	11000	500	3000	770	2400	730
PCB-035	37680-69-6	ng/kg	< 9.5 U	< 88 U	< 85 U	< 82 U	< 90 U	< 84 U	< 86 U	< 86 U	< 81 U	< 87 U	< 86 U	< 87 U	< 87 U
PCB-036	38444-87-0	ng/kg	< 9.5 U	< 88 U	< 85 U	< 82 U	< 90 U	< 84 U	< 86 U	< 86 U	< 81 U	< 87 U	< 86 U	< 87 U	< 87 U

Table 32
Fish Tissue Analytical Results
Phase 2 Data Evaluation Summary Memorandum
Lower Neponset River
Boston and Milton, Massachusetts

			Location	24F-0001-BB56S	24F-0001-BB56S	24F-0001-WS10S	24F-0001-WS10S	24F-0001-WS11S	24F-0001-WS11S	24F-0001-WS18S	24F-0001-WS18S	24F-0001-WS24S	24F-0001-WS24S	24F-0001-WS27S	24F-0001-WS27S	24F-0001-WS28S
			Sample Name	24F-0001-BB56S-F	24F-0001-BB56S-O	24F-0001-WS10S-F	24F-0001-WS10S-O	24F-0001-WS11S-F	24F-0001-WS11S-O	24F-0001-WS18S-F	24F-0001-WS18S-O	24F-0001-WS24S-F	24F-0001-WS24S-O	24F-0001-WS27S-F	24F-0001-WS27S-O	24F-0001-WS28S-F
			Sample Date	11/1/2024	11/1/2024	10/14/2024	10/14/2024	10/14/2024	10/14/2024	10/15/2024	10/15/2024	10/15/2024	10/15/2024	10/16/2024	10/16/2024	10/16/2024
			Sample Type	N	N	N	N	N	N	N	N	N	N	N	N	N
			Tissue Type	Fillet	Offal	Fillet	Offal	Fillet	Offal	Fillet	Offal	Fillet	Offal	Fillet	Offal	Fillet
			Fish Type	Brown Bullhead	Brown Bullhead	White Sucker	White Sucker	White Sucker	White Sucker	White Sucker	White Sucker	White Sucker	White Sucker	White Sucker	White Sucker	White Sucker
			Reach	Phase 1	Phase 1	Phase 1	Phase 1	Phase 1	Phase 1	Phase 1	Phase 1	Phase 1	Phase 1	Phase 1	Phase 1	Phase 1
Analyte	CAS Number	Units														
PCB-037	38444-90-5	ng/kg	< 9.5 U	110	440	2800	1200	6400	5400	30000	< 81 U	5200	1800	6000	890
PCB-038	53555-66-1	ng/kg	< 9.5 U	< 88 U	< 85 U	< 82 U	< 90 U	170	< 86 U	< 86 U	< 81 U	< 87 U	< 86 U	< 87 U	< 87 U
PCB-039	38444-88-1	ng/kg	< 9.5 U	< 88 U	< 85 U	240	130	560	< 86 U	< 86 U	< 81 U	330	160	520	< 87 U
PCB-040/071	PCB-40/71	ng/kg	1500	5800	12000	74000	17000	82000	59000	330000	16000	86000	20000	60000	22000
PCB-041	52663-59-9	ng/kg	< 9.5 U	< 88 U	490	2400	580	3600	3200	17000	< 81 U	4000	770	2900	990
PCB-042	36559-22-5	ng/kg	850	3400	7900	49000	11000	55000	40000	240000 J	9200	52000	12000	37000	12000
PCB-043	70362-46-8	ng/kg	230	1200	680	3600	820	4300	3900	23000	960	5700	1300	4200	920
PCB-044/047/065	PCB-44/47/65	ng/kg	11000	45000	51000	310000	55000	280000	220000	1200000 J	53000	300000	71000	220000	79000
PCB-045/051	PCB-45/51	ng/kg	1100	4200	7500	41000	7800	39000	29000	140000	7200	41000	11000	33000	9700
PCB-046	41464-47-5	ng/kg	50	210	910	4700	980	4800	4900	24000	1200	7200	1900	5600	1300
PCB-048	70362-47-9	ng/kg	370	1500	< 85 U	5000	1300	6100	11000	65000	2200	13000	2000	6100	1700
PCB-049/069	PCB-49/69	ng/kg	6100	25000	36000	220000	40000	210000	160000	880000 J	37000	210000	49000	150000	56000
PCB-050/053	PCB-50/53	ng/kg	500	1800	9400	52000	9500	48000	34000	170000	8400	49000	15000	42000	11000
PCB-052	35693-99-3	ng/kg	9000	38000	6700	40000	15000	77000	42000	250000 J	10000	56000	14000	42000	6000
PCB-054	15968-05-5	ng/kg	15	49 J	290	1800	280	1500	800	5000	330	2200	550	1800	320
PCB-055	74338-24-2	ng/kg	< 9.5 U	< 88 U	140	1100	510	2100	< 86 U	< 86 U	< 81 U	< 87 U	< 86 U	2000	< 87 U
PCB-056	41464-43-1	ng/kg	560	2200	3100	20000	8200	41000	34000	220000 J	8900	49000	7000	23000	7900
PCB-057	70424-67-8	ng/kg	72	260	510	2800	830	4000	1900	12000	600	3400	940	3200	910
PCB-058	41464-49-7	ng/kg	< 9.5 U	< 88 U	93	550	140	740	< 86 U	4600	< 81 U	< 87 U	190	< 87 U	210
PCB-059/062/075	PCB-59/62/75	ng/kg	650	2500	2800	17000	3700	19000	16000	89000	3600	20000	4700	15000	5200
PCB-060	33025-41-1	ng/kg	820	3300	2200	15000	4700	24000	19000	120000	4700	26000	3300	11000	5000
PCB-061/070/074/076	PCB-61/70/74/76	ng/kg	4500	19000	16000	100000	36000	180000	190000	1200000 J	47000	270000	38000	120000	42000
PCB-063	74472-34-7	ng/kg	690	2900	3200	21000	3800	20000	13000	85000	3400	20000	4200	14000	5600
PCB-064	52663-58-8	ng/kg	2100	8700	10000	62000	15000	75000	61000	350000 J	14000	78000	16000	50000	18000
PCB-066	32598-10-0	ng/kg	6100	25000	17000	110000	28000	140000	130000	830000 J	32000	180000 J	25000	81000	32000
PCB-067	73575-53-8	ng/kg	22	99	210	1400	620	3400	2300	15000	610	3600	710	2300	490
PCB-068	73575-52-7	ng/kg	230	910	1300	8300	1200	6500	4200	27000	1200	7200	1600	5400	2100
PCB-072	41464-42-0	ng/kg	260	1100	1100	7400	1300	6800	4400	29000	1300	7500	1800	6000	2200
PCB-073	74338-23-1	ng/kg	< 9.5 U	< 88 U	540	3700	570	2700	2800	14000	< 81 U	5500	1100	3400	1100
PCB-077	32598-13-3	ng/kg	38	170	860	5100	1700	8500	8400	49000	1700	10000	1600	5300	1600
PCB-078	70362-49-1	ng/kg	< 9.5 U	< 88 U	< 85 U	< 82 U	< 90 U	< 84 U	< 86 U	< 86 U	< 81 U	< 87 U	< 86 U	< 87 U	< 87 U
PCB-079	41464-48-6	ng/kg	42	190	100	1000	< 90 U	980	850	4400	190	1000	< 86 U	780	260
PCB-080	33284-52-5	ng/kg	< 9.5 U	< 88 U	< 85 U	< 82 U	< 90 U	< 84 U	< 86 U	< 86 U	< 81 U	< 87 U	< 86 U	< 87 U	< 87 U
PCB-081	70362-50-4	ng/kg	13 J	77 J	< 79 U	240	93	400	310	2000	< 110 U	400	< 62 U	680 J	< 71 U
PCB-082	52663-62-4	ng/kg	310	1400	1800	8500	2500	12000	11000	63000	2900	16000	3000	9100	3200
PCB-083	60145-20-2	ng/kg	290	1300	< 85 U	6200	1600	8700	< 86 U	31000	< 81 U	8600	< 86 U	7900	< 87 U
PCB-084	52663-60-2	ng/kg	700	3000	2500	14000	4200	21000	18000	98000	4700	27000	6500	20000	5300
PCB-085/116/117	PCB-85/116/117	ng/kg	1500	7000	5900	34000	6300	34000	27000	150000	7100	41000	7900	25000	10000
PCB-086/087/097/109/119/125	PCB-86+	ng/kg	3100	14000	13000	72000	15000	80000	62000	340000	18000	100000	20000	61000	23000
PCB-088/091	PCB-88/91	ng/kg	1100	4700	6200	35000	6900	35000	31000	170000	7400	42000	9300	29000	10000
PCB-089	73575-57-2	ng/kg	27	110	< 85 U	1400	380	1700	1700	9600	< 81 U	2300	420	1300	440
PCB-090/101/113	PCB-90/101/113	ng/kg	5900	27000	19000	110000	22000	120000	84000	470000	25000	140000	28000	90000	30000
PCB-092	52663-61-3	ng/kg	1500	7000	5100	29000	6200	32000	21000	120000	5700	33000	7600	24000	6700
PCB-093/100	PCB-93/100	ng/kg	170	780	1100	6200	930	4800	4100	24000	990	6100	1600	5100	1900
PCB-094	73575-55-0	ng/kg	< 9.5 U	75 J	390	2100	420	2100	1800	10000	380	2400	740	2200	570
PCB-095	38379-99-6	ng/kg	3300	15000	9700	56000	14000	70000	53000	290000 J	14000	79000	18000	57000	15000
PCB-096	73575-54-9	ng/kg	31	130	260	1200	230	1200	1200	6100	260	1500	380	1200	320
PCB-098/102	PCB-98/102	ng/kg	180	770	1300	6700	1500	7200	7100	38000	1600	9300	1900	6000	2000
PCB-099	38380-01-7	ng/kg	4200	19000	15000	88000	17000	89000	66000	370000 J	19000	110000	21000	65000	26000
PCB-103	60145-21-3	ng/kg	94	410	660	3900	600	3100	2200	12000	630	3500	980	3000	1000
PCB-104	56558-16-8	ng/kg	< 9.5 U	< 88 U	< 85 U	130	< 90 U	110	71 J	410	< 81 U	< 87 U	< 86 U	110	< 87 U
PCB-105	32598-14-4	ng/kg	2000	8700	4800	28000	6700	33000	30000	170000 J	8200	48000	7300	24000	8900
PCB-106	70424-69-0	ng/kg	< 9.5 U	< 88 U	< 85 U	< 82 U	< 90 U	< 84 U	< 86 U	< 86 U	< 81 U	< 87 U	< 86 U	< 87 U	< 87 U
PCB-107	70424-68-9	ng/kg	460	1900	1800	9900	1900	10000	7700	49000	2300	14000	2200	7500	3000
PCB-108/124	PCB-108/124	ng/kg	74	350	360	2200	870	4400	2900	18000	950	5900	1000	3400	1100
PCB-110/115	PCB-110/115	ng/kg	5300	24000	27000	150000	30000	150000	120000	610000 J	34000	190000	39000	120000	43000
PCB-111	39635-32-0	ng/kg	12	59 J	< 85 U	350	< 90 U	< 84 U	160	890	< 81 U	310	< 86 U	260	< 87 U
PCB-112	74472-36-9	ng/kg	< 9.5 U	< 88 U	< 85 U	660	< 90 U	1500	< 86 U	< 86 U	< 81 U	< 87 U	< 86 U	< 87 U	< 87 U
PCB-114	74472-37-0	ng/kg	160	700 J	460 J	2400	580	2900	2700	16000	580	3800	540	1700	750
PCB-118	31508-00-6	ng/kg	5900	27000	18000	100000	21000	110000	85000	500000 J	25000	150000	25000	82000	32000
PCB-120	68194-12-7	ng/kg	33	160	150	830	160	800	490	2800	< 81 U	960	200	640	280
PCB-121	56558-18-0	ng/kg	5.2 J	< 88 U	< 85 U	210	< 90 U	150	87	500	< 81 U	160	< 86 U	120	< 87 U
PCB-122	76842-07-4	ng/kg	< 9.5 U	< 88 U	< 85 U	930	430	1900	1200	7300	< 81 U	< 87 U	360	970	330
PCB-123	65510-44-3	ng/kg	140	630	300	2000	500	2300	2100	12000	480 J	3200 J	500	1800	620
PCB-126	57465-28-8	ng/kg	12	< 70 U	< 100 U	< 210 U	< 120 U	< 250 U	160	1000	< 180 U	260	< 88 U	130	< 110 U
PCB-127	39635-33-1	ng/kg	< 9.5 U	< 88 U	< 85 U	< 82 U	< 90 U	< 84 U	< 86 U	< 86 U	< 81 U	< 87 U	< 86 U	< 87 U	< 87 U
PCB-128/166	PCB-128/166	ng/kg	680	3100	2200	14000	2500	14000	8000	49000	3000	19000	3700	13000	4400
PCB-129/138/163	PCB-129/138/163	ng/kg	5200	23000	22000	140000	24000	130000	66000	390000	26000	160000	29000	98000	39000

Table 32
Fish Tissue Analytical Results
Phase 2 Data Evaluation Summary Memorandum
Lower Neponset River
Boston and Milton, Massachusetts

			Location	24F-0001-BB56S	24F-0001-BB56S	24F-0001-WS10S	24F-0001-WS10S	24F-0001-WS11S	24F-0001-WS11S	24F-0001-WS18S	24F-0001-WS18S	24F-0001-WS24S	24F-0001-WS24S	24F-0001-WS27S	24F-0001-WS27S	24F-0001-WS28S
			Sample Name	24F-0001-BB56S-F	24F-0001-BB56S-O	24F-0001-WS10S-F	24F-0001-WS10S-O	24F-0001-WS11S-F	24F-0001-WS11S-O	24F-0001-WS18S-F	24F-0001-WS18S-O	24F-0001-WS24S-F	24F-0001-WS24S-O	24F-0001-WS27S-F	24F-0001-WS27S-O	24F-0001-WS28S-F
			Sample Date	11/1/2024	11/1/2024	10/14/2024	10/14/2024	10/14/2024	10/14/2024	10/15/2024	10/15/2024	10/15/2024	10/15/2024	10/16/2024	10/16/2024	10/16/2024
			Sample Type	N	N	N	N	N	N	N	N	N	N	N	N	N
			Tissue Type	Fillet	Offal	Fillet	Offal	Fillet	Offal	Fillet	Offal	Fillet	Offal	Fillet	Offal	Fillet
			Fish Type	Brown Bullhead	Brown Bullhead	White Sucker	White Sucker	White Sucker	White Sucker	White Sucker	White Sucker	White Sucker	White Sucker	White Sucker	White Sucker	White Sucker
			Reach	Phase 1	Phase 1	Phase 1	Phase 1	Phase 1	Phase 1	Phase 1	Phase 1	Phase 1	Phase 1	Phase 1	Phase 1	Phase 1
Analyte	CAS Number	Units														
PCB-130	52663-66-8	ng/kg	290	1300	1100	6900	1400	7500	3900	24000	1500	9300	1800	6300	2200
PCB-131	61798-70-7	ng/kg	30	130	200	1200	250	1200	660	4100	280	1500	310	1000	370
PCB-132	38380-05-1	ng/kg	820	3700	3600	23000	5300	27000	15000	88000	5600	34000	7400	24000	7300
PCB-133	35694-04-3	ng/kg	95	440	500	3200	500	2600	1400	9100	490	2900	640	2200	850
PCB-134	52704-70-8	ng/kg	170	760	600	4200	1000	4900	3000	19000	1000	6400	1200	4300	1100
PCB-135/151	PCB-135/151	ng/kg	780	3600	4900	27000	4300	23000	18000	98000	4400	28000	6700	22000	6700
PCB-136	38411-22-2	ng/kg	200	950	1100	6300	1200	6300	4100	21000	1300	7700	2100	6500	1800
PCB-137	35694-06-5	ng/kg	270	1200	1100	6600	1200	6200	3400	21000	1300	8300	1600	5600	2100
PCB-139/140	PCB-139/140	ng/kg	79	360	420	2700	500	2500	1300	7900	490	3000	590	2000	770
PCB-141	52712-04-6	ng/kg	490	2200	1400	8800	1900	9700	5300	33000	1900	12000	2300	7700	2300
PCB-142	41411-61-4	ng/kg	< 9.5 U	< 88 U	< 85 U	< 82 U	< 90 U	< 84 U	< 86 U	140	< 81 U	< 87 U	< 86 U	< 87 U	< 87 U
PCB-143	68194-15-0	ng/kg	< 9.5 U	< 88 U	< 85 U	< 82 U	< 90 U	< 84 U	< 86 U	< 86 U	< 81 U	< 87 U	< 86 U	< 87 U	< 87 U
PCB-144	68194-14-9	ng/kg	110	530	510	2900	540	2800	1700	9300	< 81 U	3700	760	2600	850
PCB-145	74472-40-5	ng/kg	< 9.5 U	< 88 U	< 85 U	< 82 U	< 90 U	34 J	20 J	120	< 81 U	41 J	14 J	27 J	< 87 U
PCB-146	51908-16-8	ng/kg	760	3500	3200	22000	3600	19000	10000	61000	3500	22000	4200	14000	5700
PCB-147/149	PCB-147/149	ng/kg	2500	11000	11000	70000	14000	71000	44000	270000	14000	86000	16000	54000	18000
PCB-148	74472-41-6	ng/kg	9.5	47 J	89	440	64 J	330	230	1300	53 J	340	80 J	280	120
PCB-150	68194-08-1	ng/kg	4.2 J	19 J	52 J	290	< 90 U	230	170	890	< 81 U	240	64 J	210	73 J
PCB-152	68194-09-2	ng/kg	4.1 J	19 J	44 J	240	< 90 U	180	140	790	34 J	210	55 J	180	< 87 U
PCB-153/168	PCB-153/168	ng/kg	4400	20000	16000	100000	19000	97000	47000	280000	20000	120000	23000	76000	30000
PCB-154	60145-22-4	ng/kg	58	280	440	2300	350	1800	1200	6600	330	2000	500	1700	630
PCB-155	33979-03-2	ng/kg	< 9.5 U	< 88 U	< 85 U	32 J	< 90 U	< 84 U	13 J	88	< 81 U	< 87 U	< 86 U	21 J	< 87 U
PCB-156/157	PCB-156/157	ng/kg	560	2600	1900	11000	2000	11000	6400	40000	2400	15000	2800	9500	3600
PCB-158	74472-42-7	ng/kg	410	1900	1600	10000 J	2000	10000	5100	30000	2000	13000	2400	8200	3100
PCB-159	39635-35-3	ng/kg	< 9.5 U	< 88 U	< 85 U	< 82 U	< 90 U	< 84 U	< 86 U	< 86 U	< 81 U	< 87 U	< 86 U	< 87 U	< 87 U
PCB-160	41411-62-5	ng/kg	< 9.5 U	< 88 U	< 85 U	< 82 U	< 90 U	< 84 U	< 86 U	< 86 U	< 81 U	< 87 U	< 86 U	< 87 U	< 87 U
PCB-161	74472-43-8	ng/kg	< 9.5 U	< 88 U	< 85 U	< 82 U	< 90 U	< 84 U	< 86 U	< 86 U	< 81 U	< 87 U	< 86 U	< 87 U	< 87 U
PCB-162	39635-34-2	ng/kg	21	< 88 U	< 85 U	< 82 U	< 90 U	< 84 U	< 86 U	< 86 U	150	< 87 U	< 86 U	< 87 U	160
PCB-164	74472-45-0	ng/kg	250	1100	790	5100	1000	5300	3100	18000	1100	7000	1300	4200	1400
PCB-165	74472-46-1	ng/kg	5.9 J	29 J	52 J	350	< 90 U	220	120	770	< 81 U	190	40 J	140	< 87 U
PCB-167	52663-72-6	ng/kg	260	1200	760	4800	860	4700	2500	16000	990	6300	1100	3900	1600
PCB-169	32774-16-6	ng/kg	< 3.5 U	< 32 U	< 55 U	< 130 U	< 53 U	< 110 U	27 J	< 67 U	< 61 U	< 100 U	< 36 U	< 31 U	< 49 U
PCB-170	35065-30-6	ng/kg	480	2300	1900	13000	2100	12000	6500	45000	2300	16000	2400	8900	3400
PCB-171/173	PCB-171/173	ng/kg	140	620	610	3800	680	3800	1900	13000	710	4900	790	2900	1100
PCB-172	52663-74-8	ng/kg	100	490	390	2600	400	2400	1200	8600	430	2900	450	1700	630
PCB-174	38411-25-5	ng/kg	360	1600	810	5200	1300	7800	4300	29000	1300	8600	1700	6100	1300
PCB-175	40186-70-7	ng/kg	19	89	84 J	490	< 90 U	520	240	1500	99	610	110	390	140
PCB-176	52663-65-7	ng/kg	34	160	200	1200	210	1100	630	3800	230	1500	280	960	320
PCB-177	52663-70-4	ng/kg	300	1400	1000	6800	1300	7400	4000	27000	1400	9400	1600	5900	1800
PCB-178	52663-67-9	ng/kg	110	540	560	3500 J	520	3000	1700	11000	560	3600	680	2400	810
PCB-179	52663-64-6	ng/kg	96	440	560	3500	560	3100	1900	12000	600	4000	820	2900	820
PCB-180/193	PCB-180/193	ng/kg	1300	6200	4300	29000	4700	28000	14000	93000	5200	35000	5500	20000	7500
PCB-181	74472-47-2	ng/kg	11	54 J	< 85 U	310	< 90 U	270	120	840	< 81 U	330	61 J	210	85 J
PCB-182	60145-23-5	ng/kg	< 9.5 U	23 J	< 85 U	170	< 90 U	120	95	560	< 81 U	140	31 J	97	40 J
PCB-183/185	PCB-183/185	ng/kg	350	1600	1400	9200	1500	9000	4400	30000	1700	12000	1900	6900	2400
PCB-184	74472-48-3	ng/kg	< 9.5 U	< 88 U	< 85 U	< 82 U	< 90 U	< 84 U	7.6 J	55 J	< 81 U	25 J	< 86 U	14 J	< 87 U
PCB-186	74472-49-4	ng/kg	< 9.5 U	< 88 U	< 85 U	< 82 U	< 90 U	< 84 U	< 86 U	< 86 U	< 81 U	< 87 U	< 86 U	< 87 U	< 87 U
PCB-187	52663-68-0	ng/kg	1100	5300	5700	37000	4300	25000	17000	100000	4000	27000	4400	16000	6300
PCB-188	74487-85-7	ng/kg	2.1 J	8.5 J	14 J	75 J	< 90 U	71 J	40 J	240	< 81 U	81 J	< 86 U	54 J	19 J
PCB-189	39635-31-9	ng/kg	32	150	120	690	85 J	620	340	2200	120	710	130	450	190
PCB-190	41411-64-7	ng/kg	130	650	460	3100	510	2900	1500	9700	540	3800	580	2200	780
PCB-191	74472-50-7	ng/kg	23	110	80 J	480	75 J	500	230	1500	< 81 U	570	98	330	120
PCB-192	74472-51-8	ng/kg	< 9.5 U	< 88 U	< 85 U	< 82 U	< 90 U	< 84 U	< 86 U	< 86 U	< 81 U	< 87 U	< 86 U	< 87 U	< 87 U
PCB-194	35694-08-7	ng/kg	290	1400	1000	7500	1000	6700	3500	23000	1000	7200	1100	3800	1500
PCB-195	52663-78-2	ng/kg	94	460	340	2300	380	2200	1100	8000	410	2800	410	1500	550
PCB-196	42740-50-1	ng/kg	110	540	380	2600	450	2600	1200	8100	460	3000	520	1800	610
PCB-197/200	PCB-197/200	ng/kg	26	120 J	100 J	690	120 J	720	350	2200	< 160 U	810	150 J	500	170
PCB-198/199	PCB-198/199	ng/kg	310	1600	1300	9100	1200	7400	4100	27000	1300	8900	1400	4900	1700
PCB-201	40186-71-8	ng/kg	23	110	90	630	110	640	280	1800	130	820	140	480	160
PCB-202	2136-99-4	ng/kg	50	230	190	1300	210	1300	620	4000	260	1800	310	1100	290
PCB-203	52663-76-0	ng/kg	190	1000	730	5200	780	5000	2300	15000	870	6100	940	3300	1100
PCB-204	74472-52-9	ng/kg	< 9.5 U	< 88 U	< 85 U	< 82 U	< 90 U	< 84 U	< 86 U	< 86 U	< 81 U	< 87 U	< 86 U	< 87 U	< 87 U
PCB-205	74472-53-0	ng/kg	14	70 J	49 J	< 82 U	51 J	310	160	1100	69 J	350	60 J	200	76 J
PCB-206	40186-72-9	ng/kg	120	600	480	3500	650	4000	1400	8900	920	6000	850	3100	830
PCB-207	52663-79-3	ng/kg	11	55 J	45 J	310	< 90 U	370	120	760	91	520	80 J	280	< 87 U
PCB-208	52663-77-1	ng/kg	41	200	160	1100	230	1400	430	2800	360	2600	330	1200	270
PCB-209	2051-24-3	ng/kg	47	220	180	1300	350	2100	460	3000	620	4100	520	1800	360
Total PCB TEQ (Bird)	RA-TEQ-B-PCB	ng/kg	4.73532	17.6898	43.9078	284.2149	95.45245	470.8662	471.8364	2777.902	86.3839	574.2821	81.3313	350.4015	81.6691

Table 32
Fish Tissue Analytical Results
Phase 2 Data Evaluation Summary Memorandum
Lower Neponset River
Boston and Milton, Massachusetts

			Location	24F-0001-BB56S	24F-0001-BB56S	24F-0001-WS10S	24F-0001-WS10S	24F-0001-WS11S	24F-0001-WS11S	24F-0001-WS18S	24F-0001-WS18S	24F-0001-WS24S	24F-0001-WS24S	24F-0001-WS27S	24F-0001-WS27S	24F-0001-WS28S
			Sample Name	24F-0001-BB56S-F	24F-0001-BB56S-O	24F-0001-WS10S-F	24F-0001-WS10S-O	24F-0001-WS11S-F	24F-0001-WS11S-O	24F-0001-WS18S-F	24F-0001-WS18S-O	24F-0001-WS24S-F	24F-0001-WS24S-O	24F-0001-WS27S-F	24F-0001-WS27S-O	24F-0001-WS28S-F
			Sample Date	11/1/2024	11/1/2024	10/14/2024	10/14/2024	10/14/2024	10/14/2024	10/15/2024	10/15/2024	10/15/2024	10/15/2024	10/16/2024	10/16/2024	10/16/2024
			Sample Type	N	N	N	N	N	N	N	N	N	N	N	N	N
			Tissue Type	Fillet	Offal	Fillet	Offal	Fillet	Offal	Fillet	Offal	Fillet	Offal	Fillet	Offal	Fillet
			Fish Type	Brown Bullhead	Brown Bullhead	White Sucker	White Sucker	White Sucker	White Sucker	White Sucker	White Sucker	White Sucker	White Sucker	White Sucker	White Sucker	White Sucker
			Reach	Phase 1	Phase 1	Phase 1	Phase 1	Phase 1	Phase 1	Phase 1	Phase 1	Phase 1	Phase 1	Phase 1	Phase 1	Phase 1
Analyte	CAS Number	Units														
Total PCB TEQ (Fish)	RA-TEQ-F-PCB	ng/kg	0.11556	0.2604	0.2177	1.37445	0.375125	1.8726	2.44155	14.681	0.35885	3.63505	0.34685	2.13675	0.3983
Total PCB TEQ (Mammal)	RA-TEQ-M-PCB	ng/kg	1.47926	1.2695	0.8762	5.0487	1.14965	5.9056	21.6142	128.186	1.3031	33.9303	1.2811	17.4345	1.5898
Total Decachlorobiphenyls	RA_Total_DECPCB	ng/kg	47	220	180	1300	350	2100	460	3000	620	4100	520	1800	360
Total Dichlorobiphenyls	RA_Total_DIPCB	ng/kg	2538	7288	22850	145130	32580	192140	38280	254190	38990	276390	59570	193500	26570
Total Heptachlorobiphenyls	RA_Total_HEPPCB	ng/kg	4237.1	20134.5	16788	110915	16740	98601	55702.6	358995	17489	119166	19630	71505	25354
Total Hexachlorobiphenyls	RA_Total_HEXPCB	ng/kg	18456.7	82964	75557	473352	87464	458494	251780	1499100	91817	568121	109653	367558	134123
Total Monochlorobiphenyls	RA_Total_MONPCB	ng/kg	280.5	544	3500	20641	5380	32192	2110	18800	5900	54600	5730	19903	4740
Total Nonachlorobiphenyls	RA_Total_NONPCB	ng/kg	172	855	685	4910	880	5770	1950	12460	1371	9120	1260	4580	1100
Total Octachlorobiphenyls	RA_Total_OCTPCB	ng/kg	1081	5410	4079	28630	4181	26150	13260	88000	4499	30970	4880	17080	5986
Total PCB Congeners	RA_Tot_PCB_Cong	ng/kg	121401	512465	507012	3092790	666568	3475570	2384570	13863100	683446	4091990	880955	2823190	848881
Total Pentachlorobiphenyls	RA_Total_PENPCB	ng/kg	28418.2	128704	94380	546110	117200	612660	458568	2621600	129070	755990	145320	469430	160410
Total Tetrachlorobiphenyls	RA_Total_TETPCB	ng/kg	45712	188365	184523	1139090	257823	1307420	1066960	6255000	257490	1466700	293660	914660	315800
Total Trichlorobiphenyls	RA_Total_TRICPB	ng/kg	20458	77980	104470	622710	143970	740040	495500	2752000	136200	806830	240732	763170	174438
TCL Pesticides																
ALDRIN	309-00-2	ug/kg	< 0.23 U	< 0.22 U	< 0.22 U	< 0.22 U	< 0.22 U	< 0.22 U	< 0.22 U	< 0.22 U	< 0.22 U	< 0.22 U	< 0.22 U	< 0.22 U	< 0.22 U
ALPHA BHC (ALPHA HEXACHLOROCYCLOHEXANE	319-84-6	ug/kg	< 0.27 U	< 0.26 U	< 0.26 U	< 0.26 U	< 0.26 U	< 0.26 U	< 0.26 U	< 0.26 U	< 0.26 U	< 0.26 U	< 0.26 U	< 0.26 U	< 0.26 U
ALPHA ENDOSULFAN (ENDOSULFAN I)	959-98-8	ug/kg	< 0.44 UJ	< 0.42 UJ	< 0.42 U	< 0.42 U	< 0.42 U	< 0.42 U	< 0.42 U	< 0.42 U	< 0.42 U	< 0.42 U	< 0.42 U	< 0.42 U	< 0.42 U
BETA BHC (BETA HEXACHLOROCYCLOHEXANE)	319-85-7	ug/kg	< 0.42 U	< 0.40 U	< 0.40 U	< 0.40 U	< 0.40 U	< 0.40 U	< 0.40 U	< 0.40 U	< 0.40 U	< 0.40 U	< 0.40 U	< 0.40 U	< 0.40 U
BETA ENDOSULFAN (ENDOSULFAN II)	33213-65-9	ug/kg	< 0.37 UJ	< 0.35 UJ	< 0.35 U	< 0.35 U	< 0.35 U	< 0.35 U	< 0.35 U	< 0.35 U	< 0.35 UJ	< 0.35 UJ	< 0.35 U	< 0.35 U	< 0.35 U
cis-Chlordane (alpha-Chlordane)	5103-71-9	ug/kg	0.46 J	5.0	5.8	22	5.6	17	14	40	10 J-	26	9.8	32	6.9
DELTA BHC (DELTA HEXACHLOROCYCLOHEXANE	319-86-8	ug/kg	< 0.30 UJ	< 0.28 UJ	< 0.28 UJ	< 0.28 UJ	< 0.28 UJ	< 0.28 UJ	< 0.28 UJ	< 0.28 UJ	< 0.28 UJ	< 0.28 UJ	< 0.28 UJ	< 0.28 UJ	< 0.28 UJ
DIELDRIN	60-57-1	ug/kg	< 0.23 U	0.58 J+	0.54 J	2.2	0.59 J	2.0	1.8	4.6	1.1 J-	2.7 J-	1.3	4.7	0.62 J
ENDOSULFAN SULFATE	1031-07-8	ug/kg	< 0.23 U	< 0.22 U	< 0.22 U	< 0.22 U	< 0.22 U	< 0.22 U	< 0.22 U	< 0.22 U	< 0.22 UJ	< 0.22 UJ	< 0.22 U	< 0.22 U	< 0.22 U
ENDRIN	72-20-8	ug/kg	< 0.47 U	< 0.45 U	< 0.45 U	< 0.45 U	< 0.45 U	< 0.45 U	< 0.45 U	< 0.45 U	< 0.45 U	< 0.45 U	< 0.45 U	< 0.45 U	< 0.45 U
ENDRIN ALDEHYDE	7421-93-4	ug/kg	< 0.59 U	< 0.56 U	< 0.56 U	< 0.56 U	< 0.56 U	< 0.56 U	< 0.56 U	< 0.56 U	< 0.56 UJ	< 0.56 UJ	< 0.56 U	< 0.56 U	< 0.56 U
ENDRIN KETONE	53494-70-5	ug/kg	< 0.17 U	< 0.16 U	< 0.16 U	< 0.16 U	< 0.16 U	< 0.16 U	< 0.16 U	< 0.16 U	< 0.16 U	< 0.16 U	< 0.16 U	< 0.16 U	< 0.16 U
GAMMA BHC (LINDANE)	58-89-9	ug/kg	< 0.18 U	< 0.17 U	< 0.17 U	< 0.17 U	< 0.17 U	< 0.17 U	< 0.17 U	< 0.17 U	< 0.17 U	< 0.17 U	< 0.17 U	< 0.17 U	< 0.17 U
HEPTACHLOR	76-44-8	ug/kg	< 0.094 U	< 0.090 U	< 0.090 U	< 0.090 U	< 0.090 U	< 0.090 U	< 0.090 U	< 0.090 U	< 0.090 U	< 0.090 U	< 0.090 U	< 0.090 U	< 0.090 U
HEPTACHLOR EPOXIDE	1024-57-3	ug/kg	< 0.064 U	0.40 J	0.22 J	1.0	0.21 J	0.85 J	0.72 J	2.1	0.49 J	1.4	0.56 J	2.4	0.28 J
METHOXYCHLOR	72-43-5	ug/kg	< 0.16 U	< 0.15 U	< 0.15 U	< 0.15 U	< 0.15 U	< 0.15 U	< 0.15 U	< 0.15 U	< 0.15 U	< 0.15 U	< 0.15 U	< 0.15 U	< 0.15 U
P,P'-DDD (4,4'-DDD)	72-54-8	ug/kg	0.73 J	10 J+	12	60	12	43	31	110	21 J-	69	15	64	15
P,P'-DDE (4,4'-DDE)	72-55-9	ug/kg	1.0 J	8.9 J+	21	100	25	100	59	170	55	160	28	140	30
P,P'-DDT (4,4'-DDT)	50-29-3	ug/kg	< 0.37 U	0.57 J	2.2	7.2	2.4	4.9	5.7	18	4.3	5.5	3.5	15	3.3
Trans-Chlordane (Gamma-Chlordane)	5103-74-2	ug/kg	0.36 J	4.0	2.8	12	3.0	10	9.4	29	5.0	13	6.5	24	2.5
TAL Metals																
Aluminum	7429-90-5	mg/kg	-	< 53 U	< 48 U	< 48 U	< 49 U	< 51 U	< 51 U	< 50 U	< 53 U	< 49 U	< 51 U	< 53 U	< 49 U
Antimony	7440-36-0	mg/kg	-	< 2.1 U	< 1.9 U	< 1.9 U	< 2.0 U	< 2.1 U	< 2.1 U	< 2.0 U	< 2.1 U	< 2.0 U	< 2.0 U	< 2.1 U	< 1.9 U
Arsenic	7440-38-2	mg/kg	-	< 2.1 U	< 1.9 U	< 1.9 U	< 2.0 U	< 2.1 U	< 2.1 U	< 2.0 U	< 2.1 U	< 2.0 U	< 2.0 U	< 2.1 U	< 1.9 U
Barium	7440-39-3	mg/kg	-	< 21 U	< 19 U	< 19 U	< 20 U	< 21 U	< 21 U	< 20 U	< 21 U	< 20 U	< 20 U	< 21 U	< 19 U
Beryllium	7440-41-7	mg/kg	-	< 0.21 U	< 0.19 U	< 0.19 U	< 0.20 U	< 0.21 U	< 0.21 U	< 0.20 U	< 0.21 U	< 0.20 U	< 0.20 U	< 0.21 U	< 0.19 U
Cadmium	7440-43-9	mg/kg	-	< 0.53 U	< 0.48 U	< 2.4 U	< 0.49 U	< 0.51 U	< 0.51 U	< 0.50 U	< 0.53 U	< 0.49 U	< 0.51 U	< 0.53 U	< 0.49 U
Calcium	7440-70-2	mg/kg	-	11000	< 480 U	31100	< 490 U	20200	< 510 U	16600	< 530 U	16900	785	15700	< 490 U
Chromium, Total	7440-47-3	mg/kg	-	< 1.1 U	< 0.95 U	1.1	< 0.98 U	< 1.0 U	< 1.0 U	< 1.0 U	< 1.1 U	< 0.98 U	< 1.0 U	< 1.1 U	< 0.97 U
Cobalt	7440-48-4	mg/kg	-	< 5.3 U	< 4.8 U	< 4.8 U	< 4.9 U	< 5.1 U	< 5.1 U	< 5.0 U	< 5.3 U	< 4.9 U	< 5.1 U	< 5.3 U	< 4.9 U
Copper	7440-50-8	mg/kg	-	< 2.6 U	< 2.4 U	< 2.4 U	< 2.5 U	< 2.6 U	< 2.6 U	< 2.5 U	< 2.6 U	< 2.5 U	< 2.5 U	< 2.6 U	< 2.4 U
Iron	7439-89-6	mg/kg	-	< 53 U	< 48 U	48.0	< 49 U	108	< 51 U	72.9	< 53 U	91.2	< 51 U	53.0	< 49 U
Lead	7439-92-1	mg/kg	-	< 2.1 U	< 1.9 U	< 1.9 U	< 2.0 U	< 2.1 U	< 2.1 U	< 2.0 U	< 2.1 U	< 2.0 U	< 2.0 U	< 2.1 U	< 1.9 U
Magnesium	7439-95-4	mg/kg	-	< 530 U	< 480 U	750	< 490 U	527	< 510 U	< 500 U	< 530 U	< 490 U	< 510 U	< 530 U	< 490 U
Manganese	7439-96-5	mg/kg	-	3.4	< 1.4 U	28.5	< 1.5 U	39.7	< 1.5 U	30.8	< 1.6 U	38.2	< 1.5 U	21.4	< 1.5 U
Nickel	7440-02-0	mg/kg	-	< 4.2 U	< 3.8 U	< 3.8 U	< 3.9 U	< 4.1 U	< 4.1 U	< 4.0 U	< 4.2 U	< 3.9 U	< 4.1 U	< 4.2 U	< 3.9 U
Potassium	7440-09-7	mg/kg	-	1850	2210	1770	3500	2060	3840	2040	3710	2070	3660	2050	3420
Selenium	7782-49-2	mg/kg	-	< 2.1 U	< 1.9 U	< 1.9 U	< 2.0 U	< 2.1 U	< 2.1 U	< 2.0 U	< 2.1 U	< 2.0 U	< 2.0 U	< 2.1 U	< 1.9 U
Silver	7440-22-4	mg/kg	-	< 0.53 U	< 0.48 U	< 0.48 U	< 0.49 U	< 0.51 U	< 0.51 U	< 0.50 U	< 0.53 U	< 0.49 U	< 0.51 U	< 0.53 U	< 0.49 U
Sodium	7440-23-5	mg/kg	-	< 1100 U	< 950 U	1480	< 980 U	1490	< 1000 U	1370	< 1100 U	1410	< 1000 U	< 1100 U	< 970 U
Thallium	7440-28-0	mg/kg	-	< 1.1 U	< 0.95 U	< 0.95 U	< 0.98 U	< 1.0 U	< 1.0 U	< 1.0 U	< 1.1 U	< 0.98 U	< 1.0 U	< 1.1 U	< 0.97 U
Vanadium	7440-62-2	mg/kg	-	< 5.3 U	< 4.8 U	< 4.8 U	< 4.9 U	< 5.1 U	< 5.1 U	< 5.0 U	< 5.3 U	< 4.9 U	< 5.1 U	< 5.3 U	< 4.9 U
Zinc	7440-66-6	mg/kg	-	21.1	6.0	26.0	< 15 U	25.6	< 15 U	20.7	< 16 U	25.0	< 15 U	18.5	< 15 U

Table 32
Fish Tissue Analytical Results
Phase 2 Data Evaluation Summary Memorandum
Lower Neponset River
Boston and Milton, Massachusetts

			Location	24F-0001-WS28S	24F-0001-WS48S	24F-0001-WS48S	24F-0001-WS52S	24F-0001-WS52S	24F-0002-BB03S	24F-0002-BB03S	24F-0002-BB04S	24F-0002-BB04S	24F-0002-BB06S	24F-0002-BB06S	24F-0002-BB08S	24F-0002-BB08S
			Sample Name	24F-0001-WS28S-O	24F-0001-WS48S-F	24F-0001-WS48S-O	24F-0001-WS52S-F	24F-0001-WS52S-O	24F-0002-BB03S-F	24F-0002-BB03S-O	24F-0002-BB04S-F	24F-0002-BB04S-O	24F-0002-BB06S-F	24F-0002-BB06S-O	24F-0002-BB08S-F	24F-0002-BB08S-O
			Sample Date	10/16/2024	10/29/2024	10/29/2024	10/30/2024	10/30/2024	10/11/2024	10/11/2024	10/11/2024	10/11/2024	11/11/2024	11/11/2024	10/11/2024	10/11/2024
			Sample Type	N	N	N	N	N	N	N	N	N	N	N	N	N
			Tissue Type	Offal	Fillet	Offal	Fillet	Offal	Fillet	Offal	Fillet	Offal	Fillet	Offal	Fillet	Offal
			Fish Type	White Sucker	White Sucker	White Sucker	White Sucker	White Sucker	Brown Bullhead	Brown Bullhead	Brown Bullhead	Brown Bullhead	Brown Bullhead	Brown Bullhead	Brown Bullhead	Brown Bullhead
			Reach	Phase 1	Phase 1	Phase 1	Phase 1	Phase 1	Phase 2	Phase 2	Phase 2	Phase 2	Phase 2	Phase 2	Phase 2	Phase 2
Analyte	CAS Number	Units														
Percent Moisture																
MOISTURE, PERCENT	MOIST	%	75	80.47	75.76	79.77	69.44	81.19	75.37	83.23	78.24	81.8	79.14	82.26	75.56
Percent Lipids																
PERCENT LIPIDS	LIPIDPERCENT	%	5.18	0.47	2.06	1.87	0.56	0.55	0.78	0.11	2.09	0.25	1.94	0.26	0.71
PCDD/F																
1,2,3,4,6,7,8-HEPTACHLORODIBENZOFURAN	67562-39-4	ng/kg	7.7	2.1 J	9.1	< 1.7 U	5.0	< 1.7 U	< 1.7 U	< 1.7 U	< 1.6 U	< 1.6 U	4.5	< 3.0 U	< 1.7 U
1,2,3,4,6,7,8-HEPTACHLORODIBENZO-P-DIOXIN	35822-46-9	ng/kg	14	1.8 J	4.1 J	1.8 J	7.0	2.5 J	< 0.85 U	< 0.80 U	2 J	< 1.1 U	5.3	< 1.4 U	2.1 J
1,2,3,4,7,8,9-HEPTACHLORODIBENZOFURAN	55673-89-7	ng/kg	< 2.2 U	< 1.1 U	< 1.6 U	< 0.82 U	< 1.4 U	< 1.3 U	< 0.83 U	< 0.80 U	< 0.80 U	< 0.78 U	< 0.83 U	< 1.4 U	< 0.85 U
1,2,3,4,7,8-HEXACHLORODIBENZOFURAN	70648-26-9	ng/kg	3.0 J	< 1.4 U	1.6 J	< 1.3 U	3.0 J	< 1.3 U	< 1.3 U	< 1.3 U	< 1.3 U	< 1.3 U	< 1.3 U	< 2.3 U	< 1.4 U
1,2,3,4,7,8-HEXACHLORODIBENZO-P-DIOXIN	39227-28-6	ng/kg	3.7 J	1.3 J	2.5 J	1.2 J	3.3 J	< 0.93 U	< 0.92 U	< 0.90 U	< 0.89 U	< 0.87 U	< 0.93 U	< 1.6 U	< 0.95 U
1,2,3,6,7,8-HEXACHLORODIBENZOFURAN	57117-44-9	ng/kg	2.4 J	3.5 J	6.3	< 1.9 U	2.7 J	< 1.9 U	< 1.9 U	< 1.8 U	< 1.8 U	< 1.8 U	< 1.9 U	< 3.3 U	< 1.9 U
1,2,3,6,7,8-HEXACHLORODIBENZO-P-DIOXIN	57653-85-7	ng/kg	4.6	1.2 J	2.2 J	1.5 J	3.8 J	2.2 J	< 1.1 U	< 1.1 U	1.1 J	< 1.1 U	< 1.1 U	< 2.0 U	< 1.2 U
1,2,3,7,8,9-HEXACHLORODIBENZOFURAN	72918-21-9	ng/kg	< 1.1 U	< 1.0 U	< 1.0 U	< 1.0 U	< 1.3 U	< 1.0 U	< 1.0 U	< 0.99 U	< 0.98 U	< 0.95 U	< 1.0 U	< 1.8 U	< 1.0 U
1,2,3,7,8,9-HEXACHLORODIBENZO-P-DIOXIN	19408-74-3	ng/kg	< 1.9 U	< 1.2 U	< 1.2 U	< 1.1 U	< 2.0 U	< 1.2 U	< 1.2 U	< 1.1 U	< 1.1 U	< 1.1 U	< 1.2 U	< 2.0 U	< 1.2 U
1,2,3,7,8-PENTACHLORODIBENZOFURAN	57117-41-6	ng/kg	< 1.5 UJ	< 1.5 U	< 1.5 U	< 1.5 U	< 1.9 UJ	< 1.5 U	< 1.5 U	< 1.4 U	< 1.4 U	< 1.4 U	< 1.5 U	< 2.6 U	< 1.5 U
1,2,3,7,8-PENTACHLORODIBENZO-P-DIOXIN	40321-76-4	ng/kg	5.6 J	1.8 J	3.9 J	1.7 J	4.9 J	< 1.4 U	< 1.4 U	< 1.4 U	< 1.4 U	< 1.4 U	< 1.4 U	< 2.5 U	< 1.5 U
2,3,4,6,7,8-HEXACHLORODIBENZOFURAN	60851-34-5	ng/kg	< 1.5 U	< 1.5 U	< 1.5 U	< 1.5 U	< 1.5 U	< 1.5 U	< 1.5 U	< 1.5 U	< 1.5 U	< 1.4 U	< 1.5 U	< 2.7 U	< 1.6 U
2,3,4,7,8-PENTACHLORODIBENZOFURAN	57117-31-4	ng/kg	2.6 J	< 1.2 U	1.3 J	< 1.2 U	< 1.9 U	1.2 J	< 1.2 U	< 1.2 U	< 1.2 U	< 1.1 U	< 1.2 U	< 2.1 U	< 1.2 U
2,3,7,8-TETRACHLORODIBENZOFURAN	51207-31-9	ng/kg	8.5	2	3.8	4.2	11	1.2 J	< 0.62 U	< 0.41 U	< 0.70 U	< 0.68 U	< 0.82 U	< 0.85 U	< 0.58 U
2,3,7,8-TETRACHLORODIBENZO-P-DIOXIN	1746-01-6	ng/kg	0.87 J	< 0.37 U	0.49 J	< 0.53 U	0.97 J	< 0.50 U	< 0.36 U	< 0.29 U	< 0.39 U	< 0.33 U	< 0.44 U	< 0.64 U	< 0.32 U
Heptachlorodibenzofurans	38998-75-3	ng/kg	15 J	4.3 J	17 J	ND	6.4 J	ND	ND	ND	ND	ND	4.5 J	ND	ND
Heptachlorodibenzo-P-Dioxins	37871-00-4	ng/kg	24 J	6.3 J	14 J	17 J	19 J	2.5 J	ND	ND	2 J	ND	9.3 J	ND	2.9 J
HEXACHLORODIBENZOFURAN	55684-94-1	ng/kg	15 J	13 J	39 J	5.1 J	23 J	0.98 J	2.8 J	ND	ND	0.25 J	1.2 J	ND	0.50 J
HEXACHLORODIBENZO-P-DIOXIN	34465-46-8	ng/kg	25 J	8.8 J	18 J	7.1 J	23 J	4.3 J	ND	ND	1.1 J	ND	ND	ND	ND
OCTACHLORODIBENZOFURAN	39001-02-0	ng/kg	4.7 J	< 0.53 U	< 0.65 U	< 0.84 U	< 1.3 U	< 0.9 U	< 0.52 U	< 0.5 U	< 0.54 U	< 0.44 U	3.9 J	< 0.91 U	< 0.56 U
OCTACHLORODIBENZO-P-DIOXIN	3268-87-9	ng/kg	34	< 0.64 U	4.9 J	< 0.78 U	9.5	4.2 J	< 0.61 U	< 0.64 U	< 0.84 U	< 0.39 U	38	< 1.3 U	< 1.1 U
PENTACHLORO DIBENZOFURAN	30402-15-4	ng/kg	33 J	48 J	84 J	22 J	42 J	10 J	5.0 J	ND	5.3 J	2.8 J	4.7 J	0.65 J	1.7 J
PENTACHLORODIBENZO-P-DIOXIN	36088-22-9	ng/kg	5.6 J	1.8 J	4.7 J	1.7 J	4.9 J	ND	ND	ND	ND	ND	0.50 J	ND	ND
Tetrachlorodibenzofuran	55722-27-5	ng/kg	210 J	200 J	360 J	130 J	210 J	3.5 J	14 J	ND	18 J	4.6 J	5.8 J	2.2 J	7.1 J
TETRACHLORODIBENZO-P-DIOXIN	41903-57-5	ng/kg	0.87 J	ND	0.49 J	ND	0.97 J	ND	ND	ND	ND	ND	ND	ND	ND
Total PCDD/F TEQ (Bird)	RA-TEQ-B-DF	ng/kg	18.43587	4.2498	10.52259	5.9768	17.70095	2.42492	0	0	0.013	0	0.05449	0	0.0021
Total PCDD/F TEQ (Fish)	RA-TEQ-F-DF	ng/kg	10.72587	2.9348	7.38759	2.5268	8.73595	0.68492	0	0	0.013	0	0.05449	0	0.0021
Total PCDD/F TEQ (Mammal)	RA-TEQ-M-DF	ng/kg	9.69861	2.639	6.55347	2.408	8.37285	0.72626	0	0	0.13	0	0.11057	0	0.021
Mercury																
METHYL MERCURY	22967-92-6	ng/g	236	511	215	622	261	122	48.5	613	395	146	77.1	-	202
Mercury	7439-97-6	ng/g	241	469	225	668	260	126	54.9	775	435	167	86.9	-	197
PCB Congeners																
PCB-001	2051-60-7	ng/kg	31000	4800	12000	7900	14000	940	1700	260	280	1600	3300	480	3400
PCB-002	2051-61-8	ng/kg	< 87 U	< 83 U	< 79 U	22	< 87 U	< 84 U	13 J	< 21 U	< 87 U	6.3 J	17	< 3.2 U	< 18 U
PCB-003	2051-62-9	ng/kg	880	61 J	160	250	460	< 84 U	110	14 J	< 87 U	47	130	39	230
PCB-004	13029-08-8	ng/kg	82000	21000	48000	22000	43000	4700	5800	990	1500	3100	7300	970	6500
PCB-005	16605-91-7	ng/kg	< 87 U	< 83 U	< 79 U	< 17 U	< 87 U	< 84 U	< 17 U	< 21 U	< 87 U	< 8.7 U	< 17 U	< 3.2 U	< 18 U
PCB-006	25569-80-6	ng/kg	11000	4000	8300	2700	6300	1100	1200	90	< 87 U	580	1700	55	410
PCB-007	33284-50-3	ng/kg	990	290	610	240	570	< 84 U	39	< 21 U	< 87 U	12	47	< 3.2 U	17 J
PCB-008	34883-43-7	ng/kg	54000	18000	38000	9500	23000	2900	3100	410	850	1400	4200	450 J-	4100 J-
PCB-009	34883-39-1	ng/kg	1700	530	1100	400	910	38 J	40	11 J	< 87 U	46	120	7.5	61
PCB-010	33146-45-1	ng/kg	18000	4200	9200	2800	7200	720	730	95	180	560	1600	< 3.2 U	570
PCB-011	2050-67-1	ng/kg	130	< 83 U	1000	49	110	< 84 U	43	< 21 U	< 87 U	< 8.7 U	77	8.8	< 18 U
PCB-012/013	PCB-12/13	ng/kg	660	100 J	< 160 U	180	< 170 U	120 J	130	< 42 U	< 170 U	67	240	9.2	60
PCB-014	34883-41-5	ng/kg	< 87 U	< 83 U	< 79 U	< 17 U	< 87 U	< 84 U	< 17 U	< 21 U	< 87 U	< 8.7 U	< 17 U	< 3.2 U	< 18 U
PCB-015	2050-68-2	ng/kg	9100	630	1500	2200	5500	750	700	< 21 U	< 87 U	340	1300	50	400
PCB-016	38444-78-9	ng/kg	6100	1700	3700	1400	4000	960	900	41	< 87 U	410	1300	< 3.2 U	110
PCB-017	37680-66-3	ng/kg	96000	23000	50000	13000	35000	6800	5600	290	680 J+	2200	6200	170	1300
PCB-018/030	PCB-18/30	ng/kg	16000	7500	16000	4300	12000	5300	4300	290	770	2100	6200	98	790
PCB-019	38444-73-4	ng/kg	50000	14000	32000	9700	24000	1900 J+	1900	340	< 87 U	930	2300	260	1600
PCB-020/028	PCB-20/28	ng/kg	220000	45000	100000	23000	67000	48000	35000	4600	18000	11000	32000	3200	34000
PCB-021/033	PCB-21/33	ng/kg	11000	2200	4500	2300	6900	< 170 U	1000	210	< 170 U	400	1000	< 6.3 U	1300
PCB-022	38444-85-8	ng/kg	26000	5000	11000	3100	8800	5300	4200	350	1100	1700	4800	240	2400
PCB-023	55720-44-0	ng/kg	< 87 U	81 J	< 79 U	26	72 J	< 84 U	< 17 U	< 21 U	< 87 U	< 8.7 U	< 17 U	< 3.2 U	39
PCB-024	55702-45-9	ng/kg	3600	< 83 U	< 79 U	460	< 87 U	< 84 U	130	11 J	< 87 U	< 8.7 U	160	< 3.2 U	37
PCB-025	55712-37-3	ng/kg	39000	8000	18000	5400	16000	6000	4600	270	860	1900	5900	120	1300
PCB-026/029	PCB-26/29	ng/kg	62000	16000	34000	7700	22000	19000	14000	1200	4500	5600	15000	790	9100
PCB-027	38444-76-7	ng/kg	45000	12000	26000	5900	18000	2500	1900	110	240 J+	1300	3400	73	460
PCB-031	16606-02-3	ng/kg	140000	26000	57000	14000	39000	19000	15000	1200	4000	6700	19000	600	6200
PCB-032	38444-77-8	ng/kg	150000	31000	65000	14000	39000	9200	7400	1400	4100	3500	9900	1300	13000
PCB-034	37680-68-5	ng/kg	4000	770	1700	340	950	550	440	71	220	150	390	56	620
PCB-035	37680-69-6	ng/kg	< 87 U	< 83 U	< 79 U	< 17 U	< 87 U	< 84 U	< 17 U	< 21 U	< 87 U	< 8.7 U	< 17 U	< 3.2 U	< 18 U
PCB-036	38444-87-0	ng/kg	< 87 U	< 83 U	< 79 U	< 17 U	< 87 U	< 84 U	< 17 U	< 21 U	< 87 U	< 8.7 U	< 17 U	< 3.2 U	< 18 U

Table 32
Fish Tissue Analytical Results
Phase 2 Data Evaluation Summary Memorandum
Lower Neponset River
Boston and Milton, Massachusetts

			Location	24F-0001-WS28S	24F-0001-WS48S	24F-0001-WS48S	24F-0001-WS52S	24F-0001-WS52S	24F-0002-BB03S	24F-0002-BB03S	24F-0002-BB04S	24F-0002-BB04S	24F-0002-BB06S	24F-0002-BB06S	24F-0002-BB08S	24F-0002-BB08S
			Sample Name	24F-0001-WS28S-O	24F-0001-WS48S-F	24F-0001-WS48S-O	24F-0001-WS52S-F	24F-0001-WS52S-O	24F-0002-BB03S-F	24F-0002-BB03S-O	24F-0002-BB04S-F	24F-0002-BB04S-O	24F-0002-BB06S-F	24F-0002-BB06S-O	24F-0002-BB08S-F	24F-0002-BB08S-O
			Sample Date	10/16/2024	10/29/2024	10/29/2024	10/30/2024	10/30/2024	10/11/2024	10/11/2024	10/11/2024	10/11/2024	11/11/2024	11/11/2024	10/11/2024	10/11/2024
			Sample Type	N	N	N	N	N	N	N	N	N	N	N	N	N
			Tissue Type	Offal	Fillet	Offal	Fillet	Offal	Fillet	Offal	Fillet	Offal	Fillet	Offal	Fillet	Offal
			Fish Type	White Sucker	White Sucker	White Sucker	White Sucker	White Sucker	Brown Bullhead	Brown Bullhead	Brown Bullhead	Brown Bullhead	Brown Bullhead	Brown Bullhead	Brown Bullhead	Brown Bullhead
			Reach	Phase 1	Phase 1	Phase 1	Phase 1	Phase 1	Phase 2	Phase 2	Phase 2	Phase 2	Phase 2	Phase 2	Phase 2	Phase 2
Analyte	CAS Number	Units														
PCB-037	38444-90-5	ng/kg	4600	600	1400	920	2700	610	460	32	110	240	920	< 3.2 U	57
PCB-038	53555-66-1	ng/kg	< 87 U	< 83 U	< 79 U	28	< 87 U	< 84 U	< 17 U	< 21 U	< 87 U	< 8.7 U	28	< 3.2 U	28
PCB-039	38444-88-1	ng/kg	< 87 U	< 83 U	< 79 U	80	230	100	< 17 U	< 21 U	< 87 U	36	110	< 3.2 U	50
PCB-040/071	PCB-40/71	ng/kg	100000	17000	36000	15000	42000	11000	8600	720	2500 J+	3200	8800	520	5200
PCB-041	52663-59-9	ng/kg	4200	560	1200	400	< 87 U	370	< 17 U	< 21 U	< 87 U	140	410	< 3.2 U	< 18 U
PCB-042	36559-22-5	ng/kg	57000	11000	23000	7000	20000	9300	7300	460	1500 J+	1900	5800	270	3200
PCB-043	70362-46-8	ng/kg	4400	1400	2800	620	2000	1900	1500	160	< 87 U	420	1400	100	970
PCB-044/047/065	PCB-44/47/65	ng/kg	380000	75000	160000	47000	130000	71000	52000	7300	28000	12000	35000	4600	60000
PCB-045/051	PCB-45/51	ng/kg	50000	9500	20000	7000	19000	2500	1800	450	1500 J+	720	2200	310	3400
PCB-046	41464-47-5	ng/kg	6900	1300	2900	1200	3400	790	610	28	< 87 U	320	950	14	< 18 U
PCB-048	70362-47-9	ng/kg	8700	1800	4000	1500	4300	1300	970	140	480	340	980	87	990
PCB-049/069	PCB-49/69	ng/kg	270000	50000	110000	36000	100000	31000	23000	3700	14000	7200	21000	2200	29000
PCB-050/053	PCB-50/53	ng/kg	56000	12000	26000	8900	25000	1900	1400	280	810	580	1900	110	1300
PCB-052	35693-99-3	ng/kg	29000	13000	26000	8300	23000	28000	20000	5700	23000	8800	24000	3800 B	44000 J
PCB-054	15968-05-5	ng/kg	1700	330	690	420	1000	220	180	9.2 J	< 87 U	87	260	5.2	42
PCB-055	74338-24-2	ng/kg	4800	< 83 U	< 79 U	< 17 U	< 87 U	< 84 U	< 17 U	< 21 U	< 87 U	< 8.7 U	530	< 3.2 U	< 18 U
PCB-056	41464-43-1	ng/kg	37000	5600	12000	4800	14000	2300	1700	200	810	1100	2900	140	1500
PCB-057	70424-67-8	ng/kg	4200	870	1900	610	1700	850	680	58	210	170	470	36	410
PCB-058	41464-49-7	ng/kg	770	170	340	180	550	230	170	22	< 87 U	36	100	15	< 18 U
PCB-059/062/075	PCB-59/62/75	ng/kg	25000	4800	10000	3000	8300	5100	3800	430	1600	950	2600	270	3200
PCB-060	33025-41-1	ng/kg	23000	3500	7500	2700	7700	3800	2900	430	1800	570	1600	290	3300
PCB-061/070/074/076	PCB-61/70/74/76	ng/kg	190000	33000	71000	27000	76000	33000	25000	2600	11000	6700	19000	1400	18000
PCB-063	74472-34-7	ng/kg	26000	5300	11000	2900	8100	4900	3700	550	2400	760	2000	290	3700
PCB-064	52663-58-8	ng/kg	85000	15000	31000	9500	26000	18000	13000	1300	5000	3400	9600	860	9400
PCB-066	32598-10-0	ng/kg	150000	27000	58000	25000	70000	42000	30000	3600	17000	6200	16000	2100 J+	27000 J+
PCB-067	73575-53-8	ng/kg	2400	370	800	380	1000	270	210	15 J	< 87 U	110	310	< 3.2 U	68
PCB-068	73575-52-7	ng/kg	10000	2400	5100	1800	5000	1500	1200	200	850	250	660	110	1400
PCB-072	41464-42-0	ng/kg	11000	2700	5900	1700	4900	2000	1500	230	940	340	930	130	1600
PCB-073	74338-23-1	ng/kg	5400	1200	2600	830	2500	1200	780	160	< 87 U	< 8.7 U	760	130	1500
PCB-077	32598-13-3	ng/kg	8100	1000	2300	1100	3200	850	600	34	160	270	850	11	130
PCB-078	70362-49-1	ng/kg	< 87 U	< 83 U	< 79 U	< 17 U	< 87 U	< 84 U	< 17 U	< 21 U	< 87 U	< 8.7 U	< 17 U	< 3.2 U	< 18 U
PCB-079	41464-48-6	ng/kg	1200	360	810	470	1300	200	170	< 21 U	< 87 U	35	100	12	200
PCB-080	33284-52-5	ng/kg	< 87 U	< 83 U	< 79 U	< 17 U	< 87 U	< 84 U	< 17 U	< 21 U	< 87 U	< 8.7 U	< 17 U	< 3.2 U	< 18 U
PCB-081	70362-50-4	ng/kg	420	70 J	150	< 7.8 U	< 94 U	< 35 U	66	8.1 J	< 98 U	12 J	39	5.9 J	75
PCB-082	52663-62-4	ng/kg	15000	3900	7900	3600	11000	3300	2300	120	490	590	1600	82	910
PCB-083	60145-20-2	ng/kg	9500	< 83 U	< 79 U	< 17 U	8900	2600	2100	190	< 87 U	360	890	110	1600
PCB-084	52663-60-2	ng/kg	25000	5800	12000	7000	20000	5900	4300	280	1100 J+	990	2900	200	2400
PCB-085/116/117	PCB-85/116/117	ng/kg	48000	13000	28000	12000	34000	9500	6800	1100	4900	1300	3500	570	7600
PCB-086/087/097/109/119/125	PCB-86+	ng/kg	110000	32000	68000	33000	95000	17000	12000	1700	7700	2500	7000	960	13000
PCB-088/091	PCB-88/91	ng/kg	49000	12000	26000	11000	31000	3700	2700	480	2100 J+	630	1900	270	3500
PCB-089	73575-57-2	ng/kg	2100	410	850	380	1100	320	230	10 J	< 87 U	85	240	6.6	66
PCB-090/101/113	PCB-90/101/113	ng/kg	140000	43000	92000	49000	140000	13000	9400	3300	15000	2500	7300	1700	22000
PCB-092	52663-61-3	ng/kg	33000	9300	20000	9800	28000	12000	8400	1000	4600	1600	4500	590	7300
PCB-093/100	PCB-93/100	ng/kg	9300	2300	5100	1600	4700	1000	710	110	470	150	390	< 6.3 U	890
PCB-094	73575-55-0	ng/kg	3000	720	1600	490	1400	270	190	8.7 J	< 87 U	48	140	< 3.2 U	53
PCB-095	38379-99-6	ng/kg	73000	18000	38000	24000	70000	14000	10000	1400	5900	2200	6500	1000 J+	12000 J+
PCB-096	73575-54-9	ng/kg	1600	320	700	280	790	190	130	14 J	< 87 U	45	170	9.4	120
PCB-098/102	PCB-98/102	ng/kg	9400	2200	4600	1800	5300	370	280	71	< 170 U	93	290	44	490
PCB-099	38380-01-7	ng/kg	120000	38000	80000	40000 J	110000	15000	9900	2500	12000	2100	5800	1300	17000
PCB-103	60145-21-3	ng/kg	5200	1300	2800	1100	3000	460	340	59	240	82	240	42	520
PCB-104	56558-16-8	ng/kg	160	< 83 U	64 J	26	72 J	< 84 U	6.7 J	< 21 U	< 87 U	3.0 J	8.9 J	< 3.2 U	< 18 U
PCB-105	32598-14-4	ng/kg	43000	11000	24000	11000	33000	10000	7300	1100	5100	1500	4100	720 J+	9600 J+
PCB-106	70424-69-0	ng/kg	< 87 U	< 83 U	< 79 U	< 17 U	< 87 U	< 84 U	< 17 U	< 21 U	< 87 U	< 8.7 U	< 17 U	< 3.2 U	< 18 U
PCB-107	70424-68-9	ng/kg	14000	5000	10000	4500	13000	2700	1900	280	1400	420	1100	150	2100
PCB-108/124	PCB-108/124	ng/kg	5300	1400	3000	1800	5600	560	390	49	< 170 U	110	310	21	280
PCB-110/115	PCB-110/115	ng/kg	200000	55000	110000	65000	190000	35000	25000	3000	14000	4800	14000	1600	19000
PCB-111	39635-32-0	ng/kg	530	220	460	140	410	72 J	51	10 J	< 87 U	12	37	5.9	74
PCB-112	74472-36-9	ng/kg	< 87 U	< 83 U	< 79 U	< 17 U	< 87 U	< 84 U	< 17 U	36	< 87 U	< 8.7 U	170	< 3.2 U	< 18 U
PCB-114	74472-37-0	ng/kg	3500	940	1900	780	2300	880	620	92	450	140	370	61	780
PCB-118	31508-00-6	ng/kg	150000	52000	110000	51000 J	150000	33000	23000	3700	18000	5000	14000	2000	28000
PCB-120	68194-12-7	ng/kg	1300	560	1200	470	1400	210	150	29	150	35	100	13	170
PCB-121	56558-18-0	ng/kg	270	95	200	55	160	28 J	22	< 21 U	< 87 U	< 8.7 U	< 17 U	< 3.2 U	30
PCB-122	76842-07-4	ng/kg	1500	320	670	460	1300	< 84 U	300	47	< 87 U	68	160	27	280
PCB-123	65510-44-3	ng/kg	3400	880	1900	930	3200	830	540	85	380 J	130	320	53	720
PCB-126	57465-28-8	ng/kg	230	< 99 U	88	63 J	170	69 J	52	< 10 U	< 160 U	9.0	24	< 5.6 U	73
PCB-127	39635-33-1	ng/kg	< 87 U	< 83 U	< 79 U	< 17 U	< 87 U	< 84 U	28	< 21 U	< 87 U	< 8.7 U	27	< 3.2 U	< 18 U
PCB-128/166	PCB-128/166	ng/kg	23000	9700	22000	9100	29000	3600	2500	440	2100	610	1700	230	3100
PCB-129/138/163	PCB-129/138/163	ng/kg	190000	85000	180000	82000	250000	24000	17000	3800	19000	4500	12000	1600	25000

Table 32
Fish Tissue Analytical Results
Phase 2 Data Evaluation Summary Memorandum
Lower Neponset River
Boston and Milton, Massachusetts

			Location	24F-0001-WS28S	24F-0001-WS48S	24F-0001-WS48S	24F-0001-WS52S	24F-0001-WS52S	24F-0002-BB03S	24F-0002-BB03S	24F-0002-BB04S	24F-0002-BB04S	24F-0002-BB06S	24F-0002-BB06S	24F-0002-BB08S	24F-0002-BB08S
			Sample Name	24F-0001-WS28S-O	24F-0001-WS48S-F	24F-0001-WS48S-O	24F-0001-WS52S-F	24F-0001-WS52S-O	24F-0002-BB03S-F	24F-0002-BB03S-O	24F-0002-BB04S-F	24F-0002-BB04S-O	24F-0002-BB06S-F	24F-0002-BB06S-O	24F-0002-BB08S-F	24F-0002-BB08S-O
			Sample Date	10/16/2024	10/29/2024	10/29/2024	10/30/2024	10/30/2024	10/11/2024	10/11/2024	10/11/2024	10/11/2024	11/11/2024	11/11/2024	10/11/2024	10/11/2024
			Sample Type	N	N	N	N	N	N	N	N	N	N	N	N	N
			Tissue Type	Offal	Fillet	Offal	Fillet	Offal	Fillet	Offal	Fillet	Offal	Fillet	Offal	Fillet	Offal
			Fish Type	White Sucker	White Sucker	White Sucker	White Sucker	White Sucker	Brown Bullhead	Brown Bullhead	Brown Bullhead	Brown Bullhead	Brown Bullhead	Brown Bullhead	Brown Bullhead	Brown Bullhead
			Reach	Phase 1	Phase 1	Phase 1	Phase 1	Phase 1	Phase 2	Phase 2	Phase 2	Phase 2	Phase 2	Phase 2	Phase 2	Phase 2
Analyte	CAS Number	Units														
PCB-130	52663-66-8	ng/kg	11000	5000	10000	4300	13000	1700	1200	220	1100	300	860	110	1600
PCB-131	61798-70-7	ng/kg	1800	650	1400	780	2300	190	140	13 J	< 87 U	26	73	8.6	120
PCB-132	38380-05-1	ng/kg	36000	14000	30000	15000	44000	5100	3700	440	2100	690	2000	230	3100
PCB-133	35694-04-3	ng/kg	4400	1700	3700	1400	4400	540	390	85	450	100	280	42	600
PCB-134	52704-70-8	ng/kg	5700	2500	5200	2600	7900	1100	590	70	540	130	300	68	900
PCB-135/151	PCB-135/151	ng/kg	34000	11000	24000	12000	35000	5500	3800	500	2300	710	2100	270	3600
PCB-136	38411-22-2	ng/kg	9100	2600	5500	3300	9700	1100	780	94	430 J+	180	610	68	870
PCB-137	35694-06-5	ng/kg	11000	4900	10000	4800	14000	1300	920	180	920	330	850	92	1400
PCB-139/140	PCB-139/140	ng/kg	3800	1600	3400	1500	4600	320	230	49	250	51	140	22	310
PCB-141	52712-04-6	ng/kg	12000	5100	10000	5300	16000	2500	1900	360	1700	530	1500	180	2500
PCB-142	41411-61-4	ng/kg	< 87 U	< 83 U	< 79 U	< 17 U	< 87 U	< 84 U	6.8 J	< 21 U	< 87 U	< 8.7 U	< 17 U	< 3.2 U	< 18 U
PCB-143	68194-15-0	ng/kg	< 87 U	< 83 U	< 79 U	< 17 U	< 87 U	< 84 U	< 17 U	< 21 U	< 87 U	< 8.7 U	< 17 U	< 3.2 U	< 18 U
PCB-144	68194-14-9	ng/kg	4400	1600	3500	1800	5600	390	280	65	320	66	200	34	470
PCB-145	74472-40-5	ng/kg	54 J	12 J	23 J	< 17 U	33 J	< 84 U	2.6 J	< 21 U	< 87 U	< 8.7 U	2.5 J	< 3.2 U	< 18 U
PCB-146	51908-16-8	ng/kg	29000	12000	26000	12000	35000	4100	2900	610	3200	920	2500	280	4300
PCB-147/149	PCB-147/149	ng/kg	86000	37000	77000	36000	110000	10000	7400	1500	7400	1700	4900	780	10000
PCB-148	74472-41-6	ng/kg	550	190	410	120	350	75 J	51	< 21 U	39 J	12	33	4.1	54
PCB-150	68194-08-1	ng/kg	370	120	250	73	220	22 J	15 J	< 21 U	< 87 U	3.4 J	9.3 J	1.5 J	23
PCB-152	68194-09-2	ng/kg	290	65 J	140	49	130	33 J	21	2.3 J	< 87 U	4.0 J	11 J	1.7 J	17 J
PCB-153/168	PCB-153/168	ng/kg	150000	71000	150000	67000	200000	8600	6000	2700	14000	1200	3500	1100	17000
PCB-154	60145-22-4	ng/kg	3200	1100	2300	790	2400	300	220	49	250	41	120	25	340
PCB-155	33979-03-2	ng/kg	< 87 U	11 J	23 J	5.9 J	< 87 U	< 84 U	2.9 J	< 21 U	< 87 U	0.75 J	2.2 J	< 3.2 U	5.3 J
PCB-156/157	PCB-156/157	ng/kg	18000	8100	17000	7400	22000	2500	1800	390	1900	580	1600	190	2700
PCB-158	74472-42-7	ng/kg	16000	6900	14000	6900	21000	1900	1400	280	1400	360	1000	130	1800
PCB-159	39635-35-3	ng/kg	< 87 U	< 83 U	< 79 U	< 17 U	< 87 U	< 84 U	< 17 U	< 21 U	< 87 U	< 8.7 U	< 17 U	< 3.2 U	< 18 U
PCB-160	41411-62-5	ng/kg	< 87 U	< 83 U	< 79 U	< 17 U	< 87 U	< 84 U	< 17 U	< 21 U	< 87 U	< 8.7 U	< 17 U	< 3.2 U	< 18 U
PCB-161	74472-43-8	ng/kg	< 87 U	< 83 U	< 79 U	< 17 U	< 87 U	< 84 U	< 17 U	< 21 U	< 87 U	< 8.7 U	< 17 U	< 3.2 U	< 18 U
PCB-162	39635-34-2	ng/kg	< 87 U	330	670	360	1100	< 84 U	60	14 J	74 J	21	56	5.4	92
PCB-164	74472-45-0	ng/kg	6800	2500	5300	3100	10000	1200	860	190	880	230	650	92	1300
PCB-165	74472-46-1	ng/kg	360	120	230	51	180	41 J	29	6.9 J	< 87 U	8.3 J	24	3.2	44
PCB-167	52663-72-6	ng/kg	8000	3900	8400	3600	11000	1100	780	190	940	290	810	81	1300
PCB-169	32774-16-6	ng/kg	< 64 U	< 33 U	< 42 U	< 7.3 U	< 39 U	< 25 U	< 4.7 U	< 4.9 U	< 53 U	< 2.1 U	< 5.5 U	< 2.9 U	< 17 U
PCB-170	35065-30-6	ng/kg	18000	8100	17000	6700	21000	3100	2100	350	1700	1100	2900	140 J+	2100 J+
PCB-171/173	PCB-171/173	ng/kg	6000	2500	5300	2200	6800	890	630	96	470	230	620	37	530
PCB-172	52663-74-8	ng/kg	3600	1500	3100	1300	4000	600	430	88	440	230	640	34	560
PCB-174	38411-25-5	ng/kg	7400	3600	7500	3000	9300	2200	1600	250	1200	580	1500	120	1700
PCB-175	40186-70-7	ng/kg	770	300	650	260	810	120	81	14 J	78 J	32	86	5.9	91
PCB-176	52663-65-7	ng/kg	1700	630	1400	580	1800	170	120	21	110	31	84	11	150
PCB-177	52663-70-4	ng/kg	11000	4200	8900	3400	11000	1800	1300	230	1100	460	1200	110	1700
PCB-178	52663-67-9	ng/kg	4500	1400	3100	1300	4300	710	500	98	500	150	410	47	690
PCB-179	52663-64-6	ng/kg	4600	1300	2900	1400	4300	740	530	57	280	130	340	30	410
PCB-180/193	PCB-180/193	ng/kg	42000	18000	38000	15000	49000	7100	5000	1100	5300	2900	7900	420	7000
PCB-181	74472-47-2	ng/kg	440	200	430	170	530	52 J	35	8.5 J	< 87 U	18	46	3.7	< 18 U
PCB-182	60145-23-5	ng/kg	200	83	180	53	180	< 84 U	21	4.6 J	< 87 U	< 8.7 U	29	2.3 J+	31 J+
PCB-183/185	PCB-183/185	ng/kg	14000	5500	12000	5200	16000	1600	1100	250	1200	490	1300	100	1500
PCB-184	74472-48-3	ng/kg	31 J	11 J	< 79 U	8.0 J	28 J	< 84 U	< 17 U	< 21 U	< 87 U	< 8.7 U	< 17 U	< 3.2 U	< 18 U
PCB-186	74472-49-4	ng/kg	< 87 U	< 83 U	< 79 U	2.3 J	< 87 U	< 84 U	1.1 J	< 21 U	< 87 U	< 8.7 U	< 17 U	< 3.2 U	< 18 U
PCB-187	52663-68-0	ng/kg	36000	12000	25000	11000	36000	7200	5000	990	5000	2100	5700	420 J+	6200 J+
PCB-188	74487-85-7	ng/kg	110	< 83 U	74 J	18	58 J	12 J	7.9 J	1.9 J	< 87 U	2.8 J	6.9 J	0.84 J	13 J
PCB-189	39635-31-9	ng/kg	1100	410	930	330	1000	160	110	25	120	53	150	9.5	150
PCB-190	41411-64-7	ng/kg	4400	1700	3500	1500	5000	720	490	100	500	260	700	41 J+	630 J+
PCB-191	74472-50-7	ng/kg	690	320	640	250	790	120	84	17 J	91	46	130	6.5	110
PCB-192	74472-51-8	ng/kg	< 87 U	< 83 U	< 79 U	< 17 U	< 87 U	< 84 U	< 17 U	< 21 U	< 87 U	< 8.7 U	< 17 U	< 3.2 U	< 18 U
PCB-194	35694-08-7	ng/kg	9500	2900	6700	2100	7300	1800	1200	220	1100	910	2700	71	1200
PCB-195	52663-78-2	ng/kg	3300	980	2300	800	2800	580	420	69	340	270	740	27	380
PCB-196	42740-50-1	ng/kg	3900	1300	3000	990	3500	700	500	81	400	340	970	34	480
PCB-197/200	PCB-197/200	ng/kg	970	300	670	250	840	180	130	20 J	98 J	56	150	10	130
PCB-198/199	PCB-198/199	ng/kg	11000	3100	7300	2700	9600	2000	1400	270	1400	970	2700	110	1500
PCB-201	40186-71-8	ng/kg	990	290	670	250	860	140	100	18 J	100	49	130	8.6	110
PCB-202	2136-99-4	ng/kg	1900	520	1200	490	1700	300	220	37	190	78	210	17	250
PCB-203	52663-76-0	ng/kg	7400	2300	5200	2000	7200	1200	860	150	810	650	1900	56	860
PCB-204	74472-52-9	ng/kg	< 87 U	< 83 U	< 79 U	< 17 U	< 87 U	< 84 U	< 17 U	< 21 U	< 87 U	< 8.7 U	< 17 U	< 3.2 U	< 18 U
PCB-205	74472-53-0	ng/kg	480	150	330	110	360	90	59	11 J	< 87 U	45	130	3.6	62
PCB-206	40186-72-9	ng/kg	5700	1600	3900	1000	4700	950	620	98	520	550	1400	31	460
PCB-207	52663-79-3	ng/kg	480	130	340	110	400	84	58	9.4 J	53 J	45	120	< 3.2 U	46
PCB-208	52663-77-1	ng/kg	1800	480	1200	450	1500	320	220	35	180	160	410	12	180
PCB-209	2051-24-3	ng/kg	2400	570	1400	600	2000	450	350	44	200	310	710	17 J+	190 J+
Total PCB TEQ (Bird)	RA-TEQ-B-PCB	ng/kg	478.075	59.5759	144.3023	63.7766	184.382	51.0889	43.0163	2.7082	8.9394	15.87673	49.5598	1.258535	22.9097

Table 32
Fish Tissue Analytical Results
Phase 2 Data Evaluation Summary Memorandum
Lower Neponset River
Boston and Milton, Massachusetts

			Location	24F-0001-WS28S	24F-0001-WS48S	24F-0001-WS48S	24F-0001-WS52S	24F-0001-WS52S	24F-0002-BB03S	24F-0002-BB03S	24F-0002-BB04S	24F-0002-BB04S	24F-0002-BB06S	24F-0002-BB06S	24F-0002-BB08S	24F-0002-BB08S
			Sample Name	24F-0001-WS28S-O	24F-0001-WS48S-F	24F-0001-WS48S-O	24F-0001-WS52S-F	24F-0001-WS52S-O	24F-0002-BB03S-F	24F-0002-BB03S-O	24F-0002-BB04S-F	24F-0002-BB04S-O	24F-0002-BB06S-F	24F-0002-BB06S-O	24F-0002-BB08S-F	24F-0002-BB08S-O
			Sample Date	10/16/2024	10/29/2024	10/29/2024	10/30/2024	10/30/2024	10/11/2024	10/11/2024	10/11/2024	10/11/2024	11/11/2024	11/11/2024	10/11/2024	10/11/2024
			Sample Type	N	N	N	N	N	N	N	N	N	N	N	N	N
			Tissue Type	Offal	Fillet	Offal	Fillet	Offal	Fillet	Offal	Fillet	Offal	Fillet	Offal	Fillet	Offal
			Fish Type	White Sucker	White Sucker	White Sucker	White Sucker	White Sucker	Brown Bullhead	Brown Bullhead	Brown Bullhead	Brown Bullhead	Brown Bullhead	Brown Bullhead	Brown Bullhead	Brown Bullhead
			Reach	Phase 1	Phase 1	Phase 1	Phase 1	Phase 1	Phase 2	Phase 2	Phase 2	Phase 2	Phase 2	Phase 2	Phase 2	Phase 2
Analyte	CAS Number	Units														
Total PCB TEQ (Fish)	RA-TEQ-F-PCB	ng/kg	3.305	0.52115	1.56565	0.8002	2.2825	0.67235	0.52375	0.03536	0.15045	0.116465	0.33125	0.0196225	0.63175
Total PCB TEQ (Mammal)	RA-TEQ-M-PCB	ng/kg	30.746	2.4379	13.9989	8.6612	23.995	8.4391	6.3043	0.17329	0.8227	1.16139	3.1372	0.096305	8.633
Total Decachlorobiphenyls	RA_Total_DECPCB	ng/kg	2400	570	1400	600	2000	450	350	44	200	310	710	17	190
Total Dichlorobiphenyls	RA_Total_DIPCB	ng/kg	177580	48750	107710	40069	86590	10328	11782	1596	2530	6105	16584	1550.5	12118
Total Heptachlorobiphenyls	RA_Total_HEPPCB	ng/kg	142541	56254	118604	48471.3	155896	25694	18040	3451	16889	8322.8	22441.9	1438.74	22065
Total Hexachlorobiphenyls	RA_Total_HEXPCB	ng/kg	664824	288698	610446	281329	848913	77211	54978.3	12248.2	61293	13593.5	37831	5648.5	82545.3
Total Monochlorobiphenyls	RA_Total_MONPCB	ng/kg	31880	4861	12160	8172	14460	940	1823	274	280	1653.3	3447	519	3630
Total Nonachlorobiphenyls	RA_Total_NONPCB	ng/kg	7980	2210	5440	1560	6600	1354	898	142.4	753	755	1930	43	686
Total Octachlorobiphenyls	RA_Total_OCTPCB	ng/kg	38470	11540	26700	9440	33320	6810	4759	856	4340	3312	9480	327.2	4842
Total PCB Congeners	RA_Tot_PCB_Cong	ng/kg	4211060	1119930	2398180	945079	2728880	654376	484856	73480.6	305905	148785	418378	43007.9	534618
Total Pentachlorobiphenyls	RA_Total_PENPCB	ng/kg	769890	227465	482432	241474	704502	133389	94359.7	16119.7	72980	20677	58396.9	9050.9	119966
Total Tetrachlorobiphenyls	RA_Total_TETPCB	ng/kg	1502190	286730	612990	208310	580950	272980	201036	28334.3	112060	55890	158949	17506.1	216185
Total Trichlorobiphenyls	RA_Total_TRICPB	ng/kg	873300	192851	420300	105654	295652	125220	96830	10415	34580	38166	108608	6907	72391
TCL Pesticides																
ALDRIN	309-00-2	ug/kg	< 0.22 U	< 0.22 U	< 0.22 U	< 0.22 U	< 0.22 U	< 0.22 U	< 0.22 U	< 0.24 U	< 0.22 U	< 0.22 U	< 0.22 U	< 0.22 U	< 0.22 U
ALPHA BHC (ALPHA HEXACHLOROCYCLOHEXANE	319-84-6	ug/kg	< 0.26 U	< 0.26 U	< 0.26 U	< 0.26 U	< 0.26 U	< 0.26 U	< 0.26 U	< 0.29 U	< 0.26 U	< 0.26 U	< 0.26 U	< 0.26 U	< 0.26 U
ALPHA ENDOSULFAN (ENDOSULFAN I)	959-98-8	ug/kg	< 0.42 U	< 0.42 U	< 0.42 U	< 0.42 U	< 0.42 U	< 0.42 U	< 0.42 U	< 0.46 U	< 0.42 U	< 0.42 U	< 0.42 U	< 0.42 UJ	< 0.42 UJ
BETA BHC (BETA HEXACHLOROCYCLOHEXANE)	319-85-7	ug/kg	< 0.40 U	< 0.40 U	< 0.40 U	< 0.40 U	< 0.40 U	< 0.40 U	< 0.40 U	< 0.44 U	< 0.40 U	< 0.40 U	< 0.40 U	< 0.40 U	< 0.40 U
BETA ENDOSULFAN (ENDOSULFAN II)	33213-65-9	ug/kg	< 0.35 U	< 0.35 U	< 0.35 U	< 0.35 U	< 0.35 U	< 0.35 U	< 0.35 UJ	< 0.39 U	< 0.35 U	< 0.35 U	< 0.35 UJ	< 0.35 UJ	< 0.35 UJ
cis-Chlordane (alpha-Chlordane)	5103-71-9	ug/kg	15	6.5	14	11	28	1.8	7.9	0.35 J	2.4	0.40 J	0.84 J	2.6	4.4
DELTA BHC (DELTA HEXACHLOROCYCLOHEXANE	319-86-8	ug/kg	< 0.28 UJ	< 0.28 UJ	< 0.28 UJ	< 0.28 UJ	< 0.28 UJ	< 0.28 UJ	< 0.28 UJ	< 0.31 UJ	< 0.28 UJ	< 0.28 UJ	< 0.28 UJ	< 0.28 UJ	< 0.28 UJ
DIELDRIN	60-57-1	ug/kg	1.6	0.41 J	0.93	1.0	2.7	0.23 J	1.1 J-	< 0.24 U	0.38 J	< 0.22 U	< 0.22 U	0.55 J	0.75 J
ENDOSULFAN SULFATE	1031-07-8	ug/kg	< 0.22 U	< 0.22 U	< 0.22 U	< 0.22 U	< 0.22 U	< 0.22 U	< 0.22 UJ	< 0.24 U	< 0.22 U	< 0.22 U	< 0.22 UJ	< 0.22 U	< 0.22 U
ENDRIN	72-20-8	ug/kg	< 0.45 U	< 0.45 U	< 0.45 U	< 0.45 U	< 0.45 U	< 0.45 U	< 0.45 U	< 0.49 U	< 0.45 U	< 0.45 U	< 0.45 U	< 0.45 U	< 0.45 U
ENDRIN ALDEHYDE	7421-93-4	ug/kg	< 0.56 U	< 0.56 U	< 0.56 U	< 0.56 U	< 0.56 U	< 0.56 U	< 0.56 UJ	< 0.61 U	< 0.56 U	< 0.56 U	< 0.56 UJ	< 0.56 U	< 0.56 U
ENDRIN KETONE	53494-70-5	ug/kg	< 0.16 U	< 0.16 U	< 0.16 U	< 0.16 U	< 0.16 U	< 0.16 U	< 0.16 U	< 0.18 U	< 0.16 U	< 0.16 U	< 0.16 U	< 0.16 U	< 0.16 U
GAMMA BHC (LINDANE)	58-89-9	ug/kg	< 0.17 U	< 0.17 U	< 0.17 U	< 0.17 U	< 0.17 U	< 0.17 U	< 0.17 U	< 0.19 U	< 0.17 U	< 0.17 U	< 0.17 U	< 0.17 U	< 0.17 U
HEPTACHLOR	76-44-8	ug/kg	< 0.090 U	< 0.090 U	< 0.090 U	< 0.090 U	< 0.090 U	< 0.090 U	< 0.090 U	< 0.098 U	< 0.090 U	< 0.090 U	< 0.090 U	< 0.090 U	< 0.090 U
HEPTACHLOR EPOXIDE	1024-57-3	ug/kg	0.65 J	0.13 J	0.32 J	0.40 J	1.1	0.10 J	0.58 J	< 0.067 U	0.25 J	< 0.061 U	0.11 J	0.23 J	0.38 J
METHOXYCHLOR	72-43-5	ug/kg	< 0.15 U	< 0.15 U	< 0.15 U	< 0.15 U	< 0.15 U	< 0.15 U	< 0.15 U	< 0.17 U	< 0.15 U	< 0.15 U	< 0.15 U	< 0.15 U	< 0.15 U
P,P'-DDD (4,4'-DDD)	72-54-8	ug/kg	39	20	47	27	69	2.8	14 J+	0.51 J	5.9	0.62 J	1.6	4.0	8.8
P,P'-DDE (4,4'-DDE)	72-55-9	ug/kg	84	70	130	56	170	4.9	28	1.8 J	21	1.5 J	3.5	8.1	16
P,P'-DDT (4,4'-DDT)	50-29-3	ug/kg	8.3	4.5	10	5.6	14	< 0.35 U	1.3	< 0.39 U	1.1	< 0.35 U	< 0.35 U	0.40 J	0.51 J
Trans-Chlordane (Gamma-Chlordane)	5103-74-2	ug/kg	6.1	2.9	6.2	5.0	13	1.0	4.5	0.18 J	1.3	0.22 J	0.52 J	1.3	2.2
TAL Metals																
Aluminum	7429-90-5	mg/kg	< 51 U	< 49 U	< 50 U	< 50 U	< 48 U	< 50 U	< 53 U	-	< 48 U	< 48 U	75.4	-	< 48 U
Antimony	7440-36-0	mg/kg	< 2.0 U	< 2.0 U	< 2.0 U	< 2.0 U	< 1.9 U	< 2.0 U	< 2.1 U	-	< 1.9 U	< 1.9 U	< 2.1 U	-	< 1.9 U
Arsenic	7440-38-2	mg/kg	< 2.0 U	< 2.0 U	< 2.0 U	< 2.0 U	< 1.9 U	< 2.0 U	< 2.1 U	-	< 1.9 U	< 1.9 U	< 2.1 U	-	< 1.9 U
Barium	7440-39-3	mg/kg	< 20 U	< 20 U	< 20 U	< 20 U	< 19 U	< 20 U	< 21 U	-	< 19 U	< 19 U	< 21 U	-	< 19 U
Beryllium	7440-41-7	mg/kg	< 0.20 U	< 0.20 U	< 0.20 U	< 0.20 U	< 0.19 U	< 0.20 U	< 0.21 U	-	< 0.19 U	< 0.19 U	< 0.21 U	-	< 0.19 U
Cadmium	7440-43-9	mg/kg	< 0.51 U	< 0.49 U	< 2.5 U	< 0.50 U	< 0.48 U	< 0.50 U	< 0.53 U	-	< 0.48 U	< 0.48 U	< 0.53 U	-	< 0.48 U
Calcium	7440-70-2	mg/kg	7260	< 490 U	32800	543	15600	< 500 U	14300	-	15400	< 480 U	12200	-	15400
Chromium, Total	7440-47-3	mg/kg	< 1.0 U	< 0.99 U	< 1.0 U	< 1.0 U	< 0.96 U	< 1.0 U	< 1.1 U	-	< 0.95 U	< 0.96 U	< 1.1 U	-	< 0.95 U
Cobalt	7440-48-4	mg/kg	< 5.1 U	< 4.9 U	< 5.0 U	< 5.0 U	< 4.8 U	< 5.0 U	< 5.3 U	-	< 4.8 U	< 4.8 U	< 5.3 U	-	< 4.8 U
Copper	7440-50-8	mg/kg	< 2.5 U	< 2.5 U	< 2.5 U	< 2.5 U	< 2.4 U	< 2.5 U	< 2.6 U	-	< 2.4 U	< 2.4 U	< 2.6 U	-	< 2.4 U
Iron	7439-89-6	mg/kg	108	< 49 U	67.6	< 50 U	76.6	< 50 U	77.6	-	< 48 U	< 48 U	386	-	< 48 U
Lead	7439-92-1	mg/kg	< 2.0 U	< 2.0 U	< 2.0 U	< 2.0 U	< 1.9 U	< 2.0 U	< 2.1 U	-	< 1.9 U	< 1.9 U	2.3	-	< 1.9 U
Magnesium	7439-95-4	mg/kg	< 510 U	< 490 U	762	< 500 U	< 480 U	< 500 U	< 530 U	-	< 480 U	< 480 U	< 530 U	-	< 480 U
Manganese	7439-96-5	mg/kg	12.9	< 1.5 U	29.5	< 1.5 U	17.2	< 1.5 U	20.4	-	4.2	< 1.4 U	122	-	13.7
Nickel	7440-02-0	mg/kg	< 4.1 U	< 3.9 U	< 4.0 U	< 4.0 U	< 3.9 U	< 4.0 U	< 4.2 U	-	< 3.8 U	< 3.8 U	< 4.2 U	-	< 3.8 U
Potassium	7440-09-7	mg/kg	1920	3480	2410	3460	1950	3600	2430	-	2180	3520	2310	-	2130
Selenium	7782-49-2	mg/kg	< 2.0 U	< 2.0 U	< 2.0 U	< 2.0 U	< 1.9 U	< 2.0 U	< 2.1 U	-	< 1.9 U	< 1.9 U	< 2.1 U	-	< 1.9 U
Silver	7440-22-4	mg/kg	< 0.51 U	< 0.49 U	< 0.50 U	< 0.50 U	< 0.48 U	< 0.50 U	< 0.53 U	-	< 0.48 U	< 0.48 U	< 0.53 U	-	< 0.48 U
Sodium	7440-23-5	mg/kg	1230	< 990 U	1590	< 1000 U	1410	< 1000 U	1140	-	1200	< 960 U	1330	-	967
Thallium	7440-28-0	mg/kg	< 1.0 U	< 0.99 U	< 1.0 U	< 1.0 U	< 0.96 U	< 1.0 U	< 1.1 U	-	< 0.95 U	< 0.96 U	< 1.1 U	-	< 0.95 U
Vanadium	7440-62-2	mg/kg	< 5.1 U	< 4.9 U	< 5.0 U	< 5.0 U	< 4.8 U	< 5.0 U	< 5.3 U	-	< 4.8 U	< 4.8 U	< 5.3 U	-	< 4.8 U
Zinc	7440-66-6	mg/kg	< 15 U	< 15 U	27.3	< 15 U	20.5	< 15 U	16.3	-	22.4	< 14 U	20.9	-	22.1

Table 32
Fish Tissue Analytical Results
Phase 2 Data Evaluation Summary Memorandum
Lower Neponset River
Boston and Milton, Massachusetts

			Location	24F-0002-BB36S	24F-0002-BB36S	24F-0002-BB38S	24F-0002-BB38S	24F-0002-BB41S	24F-0002-BB41S	24F-0002-BB42S	24F-0002-BB42S	24F-0002-BB43S	24F-0002-BB43S	24F-0002-WS07S	24F-0002-WS07S	24F-0002-WS33S
			Sample Name	24F-0002-BB36S-F	24F-0002-BB36S-O	24F-0002-BB38S-F	24F-0002-BB38S-O	24F-0002-BB41S-F	24F-0002-BB41S-O	24F-0002-BB42S-F	24F-0002-BB42S-O	24F-0002-BB43S-F	24F-0002-BB43S-O	24F-0002-WS07S-F	24F-0002-WS07S-O	24F-0002-WS33S-F
			Sample Date	10/18/2024	10/18/2024	10/18/2024	10/18/2024	10/18/2024	10/18/2024	10/23/2024	10/23/2024	10/24/2024	10/24/2024	10/11/2024	10/11/2024	10/17/2024
			Sample Type	N	N	N	N	N	N	N	N	N	N	N	N	N
			Tissue Type	Fillet	Offal	Fillet	Offal	Fillet	Offal	Fillet	Offal	Fillet	Offal	Fillet	Offal	Fillet
			Fish Type	Brown Bullhead	Brown Bullhead	Brown Bullhead	Brown Bullhead	Brown Bullhead	Brown Bullhead	Brown Bullhead	Brown Bullhead	Brown Bullhead	Brown Bullhead	White Sucker	White Sucker	White Sucker
			Reach	Phase 2	Phase 2	Phase 2	Phase 2	Phase 2	Phase 2	Phase 2	Phase 2	Phase 2	Phase 2	Phase 2	Phase 2	Phase 2
Analyte	CAS Number	Units														
Percent Moisture																
MOISTURE, PERCENT	MOIST	%	82.07	73.57	81.51	76.46	82.34	78.3	84.54	79.01	80.55	75.79	79.26	72.92	80.59
Percent Lipids																
PERCENT LIPIDS	LIPIDPERCENT	%	0.18	1.24	0.11	0.63	0.09	0.59	0.18	0.94	0.15	1.27	0.63	4.65	0.26
PCDD/F																
1,2,3,4,6,7,8-HEPTACHLORODIBENZOFURAN	67562-39-4	ng/kg	< 2.5 U	< 1.7 U	< 2.8 U	5.5 J	< 2.2 U	1.7 J	< 3.4 U	< 1.7 U	< 3.0 U	1.9 J	< 1.7 U	2.2 J	< 1.6 U
1,2,3,4,6,7,8-HEPTACHLORODIBENZO-P-DIOXIN	35822-46-9	ng/kg	< 1.2 U	1.7 J	< 2.1 U	6.8	< 1.1 U	2.8 J	< 1.6 U	1.6 J	< 1.5 U	2.6 J	< 0.83 U	5.0	< 0.79 U
1,2,3,4,7,8,9-HEPTACHLORODIBENZOFURAN	55673-89-7	ng/kg	< 1.2 U	< 0.84 U	< 1.4 U	< 1.5 U	< 1.1 U	< 0.79 U	< 1.6 U	< 0.83 U	< 1.5 U	< 0.84 U	< 0.83 U	< 1.1 U	< 0.78 U
1,2,3,4,7,8-HEXACHLORODIBENZOFURAN	70648-26-9	ng/kg	< 2.0 U	< 1.4 U	< 2.3 U	< 1.4 U	< 1.8 U	< 1.3 U	< 2.7 U	< 1.4 U	< 2.4 U	< 1.4 U	< 1.4 U	1.7 J	< 1.3 U
1,2,3,4,7,8-HEXACHLORODIBENZO-P-DIOXIN	39227-28-6	ng/kg	< 1.4 U	< 0.94 U	< 1.5 U	< 0.95 U	< 1.2 U	< 0.89 U	< 1.8 U	< 0.93 U	< 1.6 U	< 0.94 U	< 0.93 U	2.3 J	< 0.88 U
1,2,3,6,7,8-HEXACHLORODIBENZOFURAN	57117-44-9	ng/kg	< 2.8 U	< 1.9 U	< 3.2 U	2.1 J	< 2.5 U	< 1.8 U	< 3.7 U	< 1.9 U	< 3.3 U	< 1.9 U	< 1.9 U	< 1.7 U	< 1.8 U
1,2,3,6,7,8-HEXACHLORODIBENZO-P-DIOXIN	57653-85-7	ng/kg	< 1.6 U	1.3 J	< 1.9 U	3.2 J	< 1.5 U	1.3 J	< 2.2 U	< 1.1 U	< 2.0 U	1.2 J	< 1.1 U	2.6 J	< 1.1 U
1,2,3,7,8,9-HEXACHLORODIBENZOFURAN	72918-21-9	ng/kg	< 1.5 U	< 1.0 U	< 1.7 U	< 1.0 U	< 1.3 U	< 0.97 U	< 2.0 U	< 1.0 U	< 1.8 U	< 1.0 U	< 1.0 U	< 0.93 U	< 0.96 U
1,2,3,7,8,9-HEXACHLORODIBENZO-P-DIOXIN	19408-74-3	ng/kg	< 1.7 U	< 1.2 U	< 1.9 U	< 1.2 U	< 1.5 U	< 1.1 U	< 2.3 U	< 1.2 U	< 2.0 U	< 1.2 U	< 1.2 U	< 1.1 U	< 1.1 U
1,2,3,7,8-PENTACHLORODIBENZOFURAN	57117-41-6	ng/kg	< 2.2 U	< 1.5 U	< 2.5 U	< 1.5 U	< 1.9 U	< 1.4 U	< 2.9 U	< 1.5 U	< 2.6 U	< 1.5 U	< 1.5 U	9.1 J	< 1.4 U
1,2,3,7,8-PENTACHLORODIBENZO-P-DIOXIN	40321-76-4	ng/kg	< 2.1 U	< 1.5 U	< 2.4 U	2.7 J	< 1.9 U	< 1.4 U	< 2.9 U	< 1.5 U	< 2.5 U	< 1.5 U	< 1.5 U	4 J	< 1.4 U
2,3,4,6,7,8-HEXACHLORODIBENZOFURAN	60851-34-5	ng/kg	< 2.2 U	< 1.6 U	< 2.5 U	< 1.6 U	< 2.0 U	< 1.5 U	< 3.0 U	< 1.5 U	< 2.7 U	< 1.6 U	< 1.5 U	< 1.4 U	< 1.4 U
2,3,4,7,8-PENTACHLORODIBENZOFURAN	57117-31-4	ng/kg	< 1.8 U	< 1.2 U	< 2.0 U	1.8 J	< 1.6 U	< 1.1 U	< 2.4 U	< 1.2 U	< 2.1 U	< 1.2 U	< 1.2 U	2.3 J	< 1.1 U
2,3,7,8-TETRACHLORODIBENZOFURAN	51207-31-9	ng/kg	< 0.68 U	< 0.59 U	< 1.4 U	< 0.99 U	< 0.38 U	< 0.42 U	< 0.61 U	< 0.43 U	< 0.64 U	< 0.64 U	1.7	8.4	1.3
2,3,7,8-TETRACHLORODIBENZO-P-DIOXIN	1746-01-6	ng/kg	< 0.36 U	< 0.36 U	< 0.85 U	< 0.45 U	< 0.28 U	< 0.26 U	< 0.42 U	< 0.25 U	< 0.48 U	0.35 J	< 0.33 U	0.90	0.21 J
Heptachlorodibenzofurans	38998-75-3	ng/kg	ND	ND	ND	5.5 J	ND	1.7 J	ND	0.30 J	ND	1.9 J	ND	2.2 J	ND
Heptachlorodibenzo-P-Dioxins	37871-00-4	ng/kg	ND	1.7 J	ND	6.8 J	ND	2.8 J	ND	4.1 J	ND	2.6 J	ND	9.6 J	ND
HEXACHLORODIBENZOFURAN	55684-94-1	ng/kg	ND	4.4 J	ND	13 J	ND	1.8 J	ND	ND	ND	1.7 J	0.62 J	7.3 J	ND
HEXACHLORODIBENZO-P-DIOXIN	34465-46-8	ng/kg	ND	1.3 J	ND	3.2 J	ND	1.3 J	ND	ND	ND	1.2 J	ND	7.2 J	ND
OCTACHLORODIBENZOFURAN	39001-02-0	ng/kg	< 0.54 U	< 0.65 U	< 1.5 U	< 0.86 U	< 0.55 U	< 0.65 U	< 0.77 U	< 0.47 U	< 1.2 U	< 0.79 U	< 0.58 U	< 0.77 U	< 0.3 U
OCTACHLORODIBENZO-P-DIOXIN	3268-87-9	ng/kg	< 0.96 U	< 0.7 U	< 1.2 U	6.0 J	< 0.61 U	6.3 J	< 0.73 U	< 0.73 U	< 1.2 U	< 0.91 U	< 0.47 U	3.7 J	< 0.28 U
PENTACHLORO DIBENZOFURAN	30402-15-4	ng/kg	1.8 J	9.8 J	ND	27 J	1.9 J	4.8 J	0.82 J	4.6 J	ND	4.2 J	3.3 J	32 J	2.8 J
PENTACHLORODIBENZO-P-DIOXIN	36088-22-9	ng/kg	ND	ND	ND	2.7 J	ND	ND	ND	ND	ND	ND	ND	7.7 J	ND
Tetrachlorodibenzofuran	55722-27-5	ng/kg	7.2 J	35 J	4.0 J	64 J	4.8 J	17 J	3.2 J	18 J	0.69 J	15 J	30 J	170 J	18 J
TETRACHLORODIBENZO-P-DIOXIN	41903-57-5	ng/kg	ND	ND	ND	ND	ND	ND	ND	ND	ND	0.35 J	ND	0.90 J	0.21 J
Total PCDD/F TEQ (Bird)	RA-TEQ-B-DF	ng/kg	0	0.0147	0	4.8044	0	0.03343	0	0.0016	0	0.3836	1.7	16.84837	1.51
Total PCDD/F TEQ (Fish)	RA-TEQ-F-DF	ng/kg	0	0.0147	0	3.9044	0	0.03343	0	0.0016	0	0.3836	0.085	8.29837	0.275
Total PCDD/F TEQ (Mammal)	RA-TEQ-M-DF	ng/kg	0	0.147	0	3.8948	0	0.17689	0	0.016	0	0.515	0.17	7.43611	0.34
Mercury																
METHYL MERCURY	22967-92-6	ng/g	-	247	-	174	-	223	-	150	-	242	491	202	319
Mercury	7439-97-6	ng/g	-	237	-	201	-	203	-	187	-	244	518	226	309
PCB Congeners																
PCB-001	2051-60-7	ng/kg	250	330	1100	2800	1200 J+	1000	200 J+	340	2000 J+	3500	1000	10000	4200 J+
PCB-002	2051-61-8	ng/kg	2.6 J	< 85 U	< 13 U	14 J	< 14 U	< 86 U	< 19 U	< 87 U	< 18 U	< 88 U	< 83 U	< 87 U	< 18 U
PCB-003	2051-62-9	ng/kg	19	< 85 U	43	150	32	< 86 U	14 J	34 J	37	72 J	< 83 U	180	63
PCB-004	13029-08-8	ng/kg	840	1500	1900	5600	3600 J+	3700	790 J+	1400	6500 J+	15000	4400	41000	13000 J+
PCB-005	16605-91-7	ng/kg	< 9.9 U	< 85 U	< 13 U	< 18 U	< 14 U	< 86 U	< 19 U	< 87 U	< 18 U	< 88 U	< 83 U	< 87 U	< 18 U
PCB-006	25569-80-6	ng/kg	110	320	110	490	300	480	73	190	410	1100	1000	8500	1800
PCB-007	33284-50-3	ng/kg	< 9.9 U	< 85 U	< 13 U	21	9.2 J	< 86 U	< 19 U	< 87 U	17 J	< 88 U	< 83 U	340	73
PCB-008	34883-43-7	ng/kg	430	1100	660	3000	530	860	270 J+	710	1000	2600	2400	18000	4300
PCB-009	34883-39-1	ng/kg	9.9	< 85 U	17	62	47	< 86 U	< 19 U	< 87 U	120	< 88 U	100	790	180
PCB-010	33146-45-1	ng/kg	46	97	180	680	610	960	60 J+	190	1000	3800	1100	9300	1900
PCB-011	2050-67-1	ng/kg	< 9.9 U	< 85 U	< 13 U	< 18 U	< 14 U	< 86 U	< 19 U	< 87 U	< 18 U	< 88 U	160	< 87 U	< 18 U
PCB-012/013	PCB-12/13	ng/kg	9.8 J	< 170 U	< 25 U	45	29	< 170 U	< 38 U	< 170 U	28 J	< 180 U	< 170 U	370	< 36 U
PCB-014	34883-41-5	ng/kg	< 9.9 U	< 85 U	< 13 U	< 18 U	< 14 U	< 86 U	< 19 U	< 87 U	< 18 U	< 88 U	< 83 U	< 87 U	< 18 U
PCB-015	2050-68-2	ng/kg	62	140	80	270	130	< 86 U	55	150	85	180	550	4800	870
PCB-016	38444-78-9	ng/kg	45	170	26	170	200	470	26	< 87 U	180	< 88 U	1000	7500	970
PCB-017	37680-66-3	ng/kg	340	1300	360	1700	830	1800	300 J+	1100	980	3000	8700	67000	8000
PCB-018/030	PCB-18/30	ng/kg	370	1400	200	1100	2100	4900	230 J+	950	1900	6900	3900	31000	4100
PCB-019	38444-73-4	ng/kg	290	740	480	1700	1600 J+	2600	260 J+	550	3200 J+	9400	4300	37000	6700 J+
PCB-020/028	PCB-20/28	ng/kg	7600	27000	4000	22000	8400	24000	5800	25000	6700	23000	32000	240000	24000
PCB-021/033	PCB-21/33	ng/kg	< 20 U	310	120	950	< 29 U	< 170 U	< 38 U	< 170 U	< 37 U	< 180 U	1500	11000	1200
PCB-022	38444-85-8	ng/kg	780	2600	310	1700	700	1700	460	1700	420	1100	4400	34000	3400
PCB-023	55720-44-0	ng/kg	< 9.9 U	< 85 U	< 13 U	< 18 U	< 14 U	< 86 U	< 19 U	< 87 U	< 18 U	< 88 U	< 83 U	190	< 18 U
PCB-024	55702-45-9	ng/kg	4.8 J	< 85 U	< 13 U	54	< 14 U	< 86 U	< 19 U	< 87 U	< 18 U	< 88 U	< 83 U	< 87 U	< 18 U
PCB-025	55712-37-3	ng/kg	380	1300	200	1100	350	840	340	1500	350	990	5200	40000	5100
PCB-026/029	PCB-26/29	ng/kg	2200	7500	1000	5500	1900	4900	1600	6400	1700	5300	10000	77000	9200
PCB-027	38444-76-7	ng/kg	86	270	170	600	1000	2100	120 J+	380	1800	6000	4700	37000	4900
PCB-031	16606-02-3	ng/kg	1700	5900	900	4900	1200	3000	1400	5800	1400	4000	17000	130000	17000
PCB-032	38444-77-8	ng/kg	1800	5900	1800	9500	2000	4500	850 J+	3200	2900	9500	13000	98000	11000
PCB-034	37680-68-5	ng/kg	120	400	81	460	150	360	< 19 U	160	160	490	410	3200	370
PCB-035	37680-69-6	ng/kg	< 9.9 U	< 85 U	< 13 U	< 18 U	< 14 U	< 86 U	< 19 U	< 87 U	< 18 U	< 88 U	< 83 U	< 87 U	< 18 U
PCB-036	38444-87-0	ng/kg	< 9.9 U	< 85 U	< 13 U	< 18 U	< 14 U	< 86 U	< 19 U	< 87 U	< 18 U	< 88 U	< 83 U	< 87 U	< 18 U

Table 32
Fish Tissue Analytical Results
Phase 2 Data Evaluation Summary Memorandum
Lower Neponset River
Boston and Milton, Massachusetts

			Location	24F-0002-BB36S	24F-0002-BB36S	24F-0002-BB38S	24F-0002-BB38S	24F-0002-BB41S	24F-0002-BB41S	24F-0002-BB42S	24F-0002-BB42S	24F-0002-BB43S	24F-0002-BB43S	24F-0002-WS07S	24F-0002-WS07S	24F-0002-WS33S
			Sample Name	24F-0002-BB36S-F	24F-0002-BB36S-O	24F-0002-BB38S-F	24F-0002-BB38S-O	24F-0002-BB41S-F	24F-0002-BB41S-O	24F-0002-BB42S-F	24F-0002-BB42S-O	24F-0002-BB43S-F	24F-0002-BB43S-O	24F-0002-WS07S-F	24F-0002-WS07S-O	24F-0002-WS33S-F
			Sample Date	10/18/2024	10/18/2024	10/18/2024	10/18/2024	10/18/2024	10/18/2024	10/23/2024	10/23/2024	10/24/2024	10/24/2024	10/11/2024	10/11/2024	10/17/2024
			Sample Type	N	N	N	N	N	N	N	N	N	N	N	N	N
			Tissue Type	Fillet	Offal	Fillet	Offal	Fillet	Offal	Fillet	Offal	Fillet	Offal	Fillet	Offal	Fillet
			Fish Type	Brown Bullhead	Brown Bullhead	Brown Bullhead	Brown Bullhead	Brown Bullhead	Brown Bullhead	Brown Bullhead	Brown Bullhead	Brown Bullhead	Brown Bullhead	White Sucker	White Sucker	White Sucker
			Reach	Phase 2	Phase 2	Phase 2	Phase 2	Phase 2	Phase 2	Phase 2	Phase 2	Phase 2	Phase 2	Phase 2	Phase 2	Phase 2
Analyte	CAS Number	Units														
PCB-037	38444-90-5	ng/kg		56	110	23	130	< 14 U	< 86 U	< 19 U	130	< 18 U	< 88 U	880	6500	1000
PCB-038	53555-66-1	ng/kg		< 9.9 U	< 85 U	< 13 U	29	< 14 U	< 86 U	< 19 U	< 87 U	< 18 U	< 88 U	< 83 U	< 87 U	< 18 U
PCB-039	38444-88-1	ng/kg		< 9.9 U	< 85 U	< 13 U	< 18 U	< 14 U	< 86 U	< 19 U	< 87 U	< 18 U	< 88 U	< 83 U	< 87 U	< 18 U
PCB-040/071	PCB-40/71	ng/kg		1800	6300	860	4500	1900	5000	580	2100	1300	4300	15000	110000	10000
PCB-041	52663-59-9	ng/kg		< 9.9 U	< 85 U	< 13 U	< 18 U	16	< 86 U	< 19 U	< 87 U	< 18 U	< 88 U	< 83 U	3800	< 18 U
PCB-042	36559-22-5	ng/kg		1400	5400	460	2900	1100	3300	430	1900	690	2600	10000	75000	6500
PCB-043	70362-46-8	ng/kg		240	490	130	990	480	1500	100	< 87 U	300	1200	1400	9700	950
PCB-044/047/065	PCB-44/47/65	ng/kg		17000	65000	8300	53000	14000	47000	8800	43000	12000	47000	52000	370000	37000
PCB-045/051	PCB-45/51	ng/kg		830	2700	540	3100	810	2100	250 J+	980	970	3600	6400	48000	4700
PCB-046	41464-47-5	ng/kg		21	79 J	24	130	210	520	< 19 U	< 87 U	170	600	1200	9400	920
PCB-048	70362-47-9	ng/kg		270	970	150	980	340	1100	110	470	220	840	2200	15000	1300
PCB-049/069	PCB-49/69	ng/kg		8900	35000	3700	24000	6600	22000	3900	19000	5400	22000	41000	300000	27000
PCB-050/053	PCB-50/53	ng/kg		460	1600	270	1600	810	2100	190 J+	670	1500	5500	8000	60000	6100
PCB-052	35693-99-3	ng/kg		18000	62000	5800	34000	12000	39000	9100	45000	8400	34000	14000	110000	12000
PCB-054	15968-05-5	ng/kg		< 9.9 U	33 J	12 J	53	56	< 86 U	< 19 U	< 87 U	120	420	140	1300	230
PCB-055	74338-24-2	ng/kg		< 9.9 U	300	< 13 U	< 18 U	< 14 U	< 86 U	< 19 U	< 87 U	< 18 U	< 88 U	< 83 U	< 87 U	< 18 U
PCB-056	41464-43-1	ng/kg		440	1600	220	1200	300	890	270	1200	230	780	6200	42000	4400
PCB-057	70424-67-8	ng/kg		110	520	54	310	100	340	68	320	85	300	580	4300	490
PCB-058	41464-49-7	ng/kg		53	< 85 U	20	110	58	190	32	120	< 18 U	120	< 83 U	870	100
PCB-059/062/075	PCB-59/62/75	ng/kg		1100	3900	490	2800	980	3000	660	3100	630	2200	4300	31000	2800
PCB-060	33025-41-1	ng/kg		980	3900	550	3300	960	3000	650	2900	720	2600	2900	20000	2300
PCB-061/070/074/076	PCB-61/70/74/76	ng/kg		6700	28000	2700	17000	6100	21000	3900	19000	3500	13000	36000	250000	25000
PCB-063	74472-34-7	ng/kg		1200	5000	580	3800	1200	4100	640	3200	830	3200	3300	23000	2500
PCB-064	52663-58-8	ng/kg		4800	18000	1500	9100	3500	11000	2900	14000	1600	5800	18000	130000	10000
PCB-066	32598-10-0	ng/kg		10000	40000	4400	27000	9400	32000	5600	27000	5600	22000	27000	190000 J	19000
PCB-067	73575-53-8	ng/kg		30	< 85 U	8.5 J	58	16	< 86 U	21	97	9.0 J	< 88 U	380	2900	360
PCB-068	73575-52-7	ng/kg		360	1500	220	1400	330	1100	170	840	330	1200	1000	7900	970
PCB-072	41464-42-0	ng/kg		430	1800	240	1500	410	1400	240	1200	350	1300	1300	9300	1100
PCB-073	74338-23-1	ng/kg		< 9.9 U	< 85 U	< 13 U	960	< 14 U	< 86 U	< 19 U	< 87 U	< 18 U	< 88 U	750	< 87 U	590
PCB-077	32598-13-3	ng/kg		50	270	16	110	32	< 140 U	37	230	24	100	1600	11000	1000
PCB-078	70362-49-1	ng/kg		< 9.9 U	< 85 U	< 13 U	< 18 U	< 14 U	< 86 U	< 19 U	< 87 U	< 18 U	< 88 U	< 83 U	< 87 U	< 18 U
PCB-079	41464-48-6	ng/kg		48	< 85 U	28	190	47	180	21	85 J	34	< 88 U	< 83 U	1200	130
PCB-080	33284-52-5	ng/kg		< 9.9 U	< 85 U	< 13 U	< 18 U	< 14 U	< 86 U	< 19 U	< 87 U	< 18 U	< 88 U	< 83 U	< 87 U	< 18 U
PCB-081	70362-50-4	ng/kg		18	< 87 U	7.2 J	61	17	< 130 U	9.9 J	< 78 U	11 J	< 84 U	< 69 U	370	36
PCB-082	52663-62-4	ng/kg		400	1800	200	1200	360	1300	< 19 U	260	200	740	2900	20000	1700
PCB-083	60145-20-2	ng/kg		480	2700	< 13 U	1300	460	1500	160	1100	250	1300	1800	15000	< 18 U
PCB-084	52663-60-2	ng/kg		700	2800	350	2100	750	2400	100	450	590	2300	4500	31000	3100
PCB-085/116/117	PCB-85/116/117	ng/kg		2800	14000	1600	11000	2900	11000	1600	9100	1800	7800	7300	50000	4400
PCB-086/087/097/109/119/125	PCB-86+	ng/kg		4100	19000	2400	16000	3900	14000	1400	7500	2800	12000	16000	110000	10000
PCB-088/091	PCB-88/91	ng/kg		1400	5800	630	4000	780	2800	460	2400	820	3500	7600	52000	4600
PCB-089	73575-57-2	ng/kg		32	140	14	69	63	< 86 U	< 19 U	< 87 U	30	< 88 U	490	3400	260
PCB-090/101/113	PCB-90/101/113	ng/kg		8100	37000	4100	29000	5700	22000	3400	20000	5500	26000	23000	150000	15000
PCB-092	52663-61-3	ng/kg		2700	12000	1400	9200	2100	7900	1400	8000	1700	7800	6400	44000	4300
PCB-093/100	PCB-93/100	ng/kg		210	940	160	1000	180	650	120	740	190	810	930	6600	740
PCB-094	73575-55-0	ng/kg		16	< 85 U	10 J	62	53	< 86 U	< 19 U	< 87 U	58	260	400	2800	310
PCB-095	38379-99-6	ng/kg		3800	15000	1700	11000	2400	8100	1500	7700	2500	11000	15000	100000	9000
PCB-096	73575-54-9	ng/kg		18	71 J	14	97	22	< 86 U	5.1 J	< 87 U	25	120	250	1800	150
PCB-098/102	PCB-98/102	ng/kg		200	710	92	590	150	480	37 J	170	150	590	1600	11000	980
PCB-099	38380-01-7	ng/kg		7000	34000	3700	25000	5400	21000	3100	18000	4300	20000	17000	120000	11000
PCB-103	60145-21-3	ng/kg		96	420	67	450	80	< 86 U	42	230	110	550	550	3900	430
PCB-104	56558-16-8	ng/kg		< 9.9 U	< 85 U	< 13 U	5.5 J	2.0 J	< 86 U	< 19 U	< 87 U	< 18 U	< 88 U	< 83 U	110	17 J
PCB-105	32598-14-4	ng/kg		3000	14000	2100	14000	3700	13000	1800	10000	2000	8700	6400	43000	4000
PCB-106	70424-69-0	ng/kg		< 9.9 U	< 85 U	< 13 U	< 18 U	< 14 U	< 86 U	< 19 U	< 87 U	< 18 U	< 88 U	< 83 U	< 87 U	< 18 U
PCB-107	70424-68-9	ng/kg		600	2900	420	2900	800	2900	280	1600	440	2000	1700	13000	1200
PCB-108/124	PCB-108/124	ng/kg		72	370	38	250	66	270	43	240	61	< 180 U	740	5200	550
PCB-110/115	PCB-110/115	ng/kg		9500	42000	5200	33000	7900	28000	3800	21000	4600	19000	34000	220000	20000
PCB-111	39635-32-0	ng/kg		23	120	18	130	26	< 86 U	12 J	< 87 U	20	< 88 U	< 83 U	320	41
PCB-112	74472-36-9	ng/kg		< 9.9 U	< 85 U	< 13 U	260	< 14 U	< 86 U	< 19 U	< 87 U	< 18 U	< 88 U	< 83 U	< 87 U	< 18 U
PCB-114	74472-37-0	ng/kg		230	1200	150	1100	320	1100	140	800	150	690	510 J	3600	330
PCB-118	31508-00-6	ng/kg		9100	44000	6500	46000 J	11000	43000	5100	31000	6200	29000	21000	140000	13000
PCB-120	68194-12-7	ng/kg		53	< 85 U	40	300	69	< 86 U	28	180	41	190	< 83 U	930	100
PCB-121	56558-18-0	ng/kg		8.8 J	< 85 U	7.4 J	50	8.2 J	< 86 U	< 19 U	< 87 U	< 18 U	< 88 U	< 83 U	150	20
PCB-122	76842-07-4	ng/kg		88	630	51	340	120	< 86 U	46	< 87 U	62	< 88 U	310	< 87 U	180
PCB-123	65510-44-3	ng/kg		210 J	1000	130	1000	290	1100 J	130	770	160	700	410	3400	340
PCB-126	57465-28-8	ng/kg		16	< 130 U	11 J	85	21	< 220 U	< 12 U	< 120 U	< 17 U	< 190 U	< 80 U	260	25 J
PCB-127	39635-33-1	ng/kg		15	< 85 U	< 13 U	< 18 U	< 14 U	< 86 U	< 19 U	< 87 U	< 18 U	< 88 U	< 83 U	< 87 U	< 18 U
PCB-128/166	PCB-128/166	ng/kg		960	4900	900	6500	1200	4400	560	3100	830	3600	2000	15000	1500
PCB-129/138/163	PCB-129/138/163	ng/kg		9000	44000	7000	53000	9600	38000	4500	27000	6400	30000	18000	120000	13000

Table 32
Fish Tissue Analytical Results
Phase 2 Data Evaluation Summary Memorandum
Lower Neponset River
Boston and Milton, Massachusetts

		Location	24F-0002-BB36S	24F-0002-BB36S	24F-0002-BB38S	24F-0002-BB38S	24F-0002-BB41S	24F-0002-BB41S	24F-0002-BB42S	24F-0002-BB42S	24F-0002-BB43S	24F-0002-BB43S	24F-0002-WS07S	24F-0002-WS07S	24F-0002-WS33S
		Sample Name	24F-0002-BB36S-F	24F-0002-BB36S-O	24F-0002-BB38S-F	24F-0002-BB38S-O	24F-0002-BB41S-F	24F-0002-BB41S-O	24F-0002-BB42S-F	24F-0002-BB42S-O	24F-0002-BB43S-F	24F-0002-BB43S-O	24F-0002-WS07S-F	24F-0002-WS07S-O	24F-0002-WS33S-F
		Sample Date	10/18/2024	10/18/2024	10/18/2024	10/18/2024	10/18/2024	10/18/2024	10/23/2024	10/23/2024	10/24/2024	10/24/2024	10/11/2024	10/11/2024	10/17/2024
		Sample Type	N	N	N	N	N	N	N	N	N	N	N	N	N
		Tissue Type	Fillet	Offal	Fillet	Offal	Fillet	Offal	Fillet	Offal	Fillet	Offal	Fillet	Offal	Fillet
		Fish Type	Brown Bullhead	Brown Bullhead	Brown Bullhead	Brown Bullhead	Brown Bullhead	Brown Bullhead	Brown Bullhead	Brown Bullhead	Brown Bullhead	Brown Bullhead	White Sucker	White Sucker	White Sucker
		Reach	Phase 2	Phase 2	Phase 2	Phase 2	Phase 2	Phase 2	Phase 2	Phase 2	Phase 2	Phase 2	Phase 2	Phase 2	Phase 2
Analyte	CAS Number	Units													
PCB-130	52663-66-8	ng/kg	490	2500	370	2800	550	2100	160	910	370	1700	1000	7600	830
PCB-131	61798-70-7	ng/kg	25	120	21	130	31	120	< 19 U	< 87 U	35	140	160	1200	130
PCB-132	38380-05-1	ng/kg	960	4400	790	5300	1000	3500	110	610	790	3500	4400	30000	3200
PCB-133	35694-04-3	ng/kg	170	860	130	990	170	690	86	550	150	680	360	2600	300
PCB-134	52704-70-8	ng/kg	110	680	130	610	180	640	29	170	150	890	740	5700	610
PCB-135/151	PCB-135/151	ng/kg	1000	4600	600	4200	850	3200	520	3100	830	3900	4700	33000	2700
PCB-136	38411-22-2	ng/kg	150	630	120	850	130	490	38	200	190	840	980	7000	730
PCB-137	35694-06-5	ng/kg	460	2300	380	2700	550	2200	230	1400	330	1500	850	6200	640
PCB-139/140	PCB-139/140	ng/kg	110	580	81	600	90	360	50	300	82	400	330	2400	250
PCB-141	52712-04-6	ng/kg	900	4200	600	4500	970	3700	400	2400	540	2500	1400	10000	1100
PCB-142	41411-61-4	ng/kg	< 9.9 U	< 85 U	< 13 U	< 18 U	< 14 U	< 86 U	< 19 U	< 87 U	< 18 U	< 88 U	< 83 U	< 87 U	< 18 U
PCB-143	68194-15-0	ng/kg	< 9.9 U	< 85 U	< 13 U	< 18 U	< 14 U	< 86 U	< 19 U	< 87 U	< 18 U	< 88 U	< 83 U	< 87 U	< 18 U
PCB-144	68194-14-9	ng/kg	120	550	80	600	110	430	38	230	110	530	420	3200	320
PCB-145	74472-40-5	ng/kg	< 9.9 U	< 85 U	< 13 U	2.5 J	< 14 U	< 86 U	< 19 U	< 87 U	< 18 U	< 88 U	9.3 J	43 J	3.8 J
PCB-146	51908-16-8	ng/kg	1500	7200	1100	7900	1600	6400	740	4700	970	4700	2700	19000	1900
PCB-147/149	PCB-147/149	ng/kg	3900	19000	2400	16000	2900	11000	1500	9000	2500	12000	12000	85000	7900
PCB-148	74472-41-6	ng/kg	15	76 J	13	93	16	71 J	8.4 J	54 J	14 J	< 88 U	51 J	320	41
PCB-150	68194-08-1	ng/kg	3 J	< 85 U	3.3 J	23	< 14 U	< 86 U	< 19 U	< 87 U	4.3 J	< 88 U	34 J	220	25
PCB-152	68194-09-2	ng/kg	3.6 J	17 J	< 13 U	18	3.3 J	< 86 U	< 19 U	< 87 U	4.6 J	< 88 U	29 J	200	21
PCB-153/168	PCB-153/168	ng/kg	6500	33000	4400	35000	4900	21000	2200	15000	4800	23000	13000	92000	10000
PCB-154	60145-22-4	ng/kg	94	440	77	570	86	350	50	310	82	400	280	2000	220
PCB-155	33979-03-2	ng/kg	1.5 J	< 85 U	< 13 U	7.5 J	< 14 U	< 86 U	< 19 U	< 87 U	< 18 U	< 88 U	< 83 U	23 J	3.3 J
PCB-156/157	PCB-156/157	ng/kg	890	4400	810	6100	1200	4500	490	3100	630	3000	1500	11000	1200
PCB-158	74472-42-7	ng/kg	620	3100	540	4000	740	2700	320	1900	480	2200	1300	9200	1000
PCB-159	39635-35-3	ng/kg	< 9.9 U	< 85 U	< 13 U	< 18 U	34	< 86 U	11 J	< 87 U	15 J	< 88 U	< 83 U	< 87 U	< 18 U
PCB-160	41411-62-5	ng/kg	< 9.9 U	< 85 U	< 13 U	< 18 U	< 14 U	< 86 U	< 19 U	< 87 U	< 18 U	< 88 U	< 83 U	< 87 U	< 18 U
PCB-161	74472-43-8	ng/kg	< 9.9 U	< 85 U	< 13 U	< 18 U	< 14 U	< 86 U	< 19 U	< 87 U	< 18 U	< 88 U	< 83 U	< 87 U	< 18 U
PCB-162	39635-34-2	ng/kg	33	180	25	190	38	150	16 J	< 87 U	25	120	< 83 U	< 87 U	< 18 U
PCB-164	74472-45-0	ng/kg	470	2100	310	2300	510	1700	230	1300	310	1300	770	5500	600
PCB-165	74472-46-1	ng/kg	15	80 J	9.1 J	72	< 14 U	< 86 U	8.3 J	< 87 U	11 J	< 88 U	< 83 U	240	22
PCB-167	52663-72-6	ng/kg	360	1800	350	2900	490	2000	220	1300	300	1400	610	4400	510
PCB-169	32774-16-6	ng/kg	< 5.7 U	< 66 U	< 4.5 U	< 7.9 U	9.6 J	< 67 U	< 4.0 U	< 42 U	< 6.4 U	< 81 U	< 27 U	< 44 U	< 5.3 U
PCB-170	35065-30-6	ng/kg	960	4800	870	6700	1200	4600	570	3300	530	2400	1500	12000	1100
PCB-171/173	PCB-171/173	ng/kg	220	980	200	1500	260	930	120	650	140	640	450	3500	350
PCB-172	52663-74-8	ng/kg	210	1000	160	1300	250	940	120	680	110	540	280	2200	210
PCB-174	38411-25-5	ng/kg	660	3100	450	3100	810	2800	250	1300	360	1600	1100	8800	850
PCB-175	40186-70-7	ng/kg	31	140	23	180	36	150	15 J	89	21	100	66 J	460	47
PCB-176	52663-65-7	ng/kg	34	140	28	200	34	130	4.8 J	30 J	33	150	170	1300	110
PCB-177	52663-70-4	ng/kg	540	2500	400	3000	640	2200	130	740	360	1600	1000	8000	760
PCB-178	52663-67-9	ng/kg	220	1000	150	1100	220	830	120	700	150	720	430	3300	300
PCB-179	52663-64-6	ng/kg	130	550	74	510	110	400	54	310	90	420	500	3800	330
PCB-180/193	PCB-180/193	ng/kg	2400	12000	2000	17000	3100	12000	1400	8500	1500	6900	3200	25000	2500
PCB-181	74472-47-2	ng/kg	19	100	17	120	22	< 86 U	11 J	59 J	13 J	< 88 U	31 J	220	25
PCB-182	60145-23-5	ng/kg	< 9.9 U	45 J	8.9 J	66	13 J	56 J	7.1 J	< 87 U	7.1 J	< 88 U	23 J	130	14 J
PCB-183/185	PCB-183/185	ng/kg	560	2800	470	3600	630	2400	280	1600	370	1700	1100	9000	840
PCB-184	74472-48-3	ng/kg	< 9.9 U	< 85 U	< 13 U	5.7 J	< 14 U	< 86 U	< 19 U	< 87 U	< 18 U	< 88 U	< 83 U	< 87 U	< 18 U
PCB-186	74472-49-4	ng/kg	< 9.9 U	< 85 U	< 13 U	1.4 J	< 14 U	< 86 U	< 19 U	< 87 U	< 18 U	< 88 U	< 83 U	< 87 U	< 18 U
PCB-187	52663-68-0	ng/kg	3100	15000	1800	14000	2800	11000	1700	9600	1300	6500	4400	34000	2000
PCB-188	74487-85-7	ng/kg	3.3 J	< 85 U	< 13 U	19	3.7 J	< 86 U	2.0 J	< 87 U	3.1 J	< 88 U	8.5 J	49 J	6.3 J
PCB-189	39635-31-9	ng/kg	50	270	47	410	65	300	30	210	34	160	74 J	560	51
PCB-190	41411-64-7	ng/kg	230	1200	210	1700	310	1100	140	810	150	690	370	2900	290
PCB-191	74472-50-7	ng/kg	38	190	36	280	51	200	24	130	27	120	57 J	400	41
PCB-192	74472-51-8	ng/kg	< 9.9 U	< 85 U	< 13 U	< 18 U	< 14 U	< 86 U	< 19 U	< 87 U	< 18 U	< 88 U	< 83 U	< 87 U	< 18 U
PCB-194	35694-08-7	ng/kg	510	2700	490	4500	610	2600	310	2000	260	1300	630	5100	430
PCB-195	52663-78-2	ng/kg	170	860	160	1300	220	860	110	640	97	470	260	2000	180
PCB-196	42740-50-1	ng/kg	180	890	180	1500	250	1100	120	720	110	520	260	2100	180
PCB-197/200	PCB-197/200	ng/kg	41	180	35	260	55	220	13 J	73 J	26 J	83 J	86 J	670	58
PCB-198/199	PCB-198/199	ng/kg	700	3600	610	4800	870	3600	450	2600	340	1600	970	7600	550
PCB-201	40186-71-8	ng/kg	37	160	33	240	49	190	16 J	93	25	120	71 J	560	50
PCB-202	2136-99-4	ng/kg	79	360	63	470	92	360	48	260	59	270	160	1200	110
PCB-203	52663-76-0	ng/kg	360	1800	370	3100	470	2000	240	1400	200	980	570	4500	390
PCB-204	74472-52-9	ng/kg	< 9.9 U	< 85 U	< 13 U	2.0 J	< 14 U	< 86 U	< 19 U	< 87 U	< 18 U	< 88 U	< 83 U	< 87 U	< 18 U
PCB-205	74472-53-0	ng/kg	23	120	26	220	29	150	15 J	94	13 J	74 J	35 J	260	23
PCB-206	40186-72-9	ng/kg	230	1100	260	2100	270	1300	170	840	110	560	350	2700	220
PCB-207	52663-79-3	ng/kg	22	110	24	160	27	120	17 J	83 J	11 J	53 J	26 J	250	21
PCB-208	52663-77-1	ng/kg	87	400	87	650	110	420	56	280	42	190	120	1000	92
PCB-209	2051-24-3	ng/kg	120	500	130	840	130	520	93	380	51	230	170	1200	120
Total PCB TEQ (Bird)	RA-TEQ-B-PCB	ng/kg	6.4092	15.9307	2.99627	22.7231	6.05005	2.324	3.1378	13.2228	2.64494	6.5516	81.06194	620.2436	56.79201

Table 32
Fish Tissue Analytical Results
Phase 2 Data Evaluation Summary Memorandum
Lower Neponset River
Boston and Milton, Massachusetts

			Location	24F-0002-BB36S	24F-0002-BB36S	24F-0002-BB38S	24F-0002-BB38S	24F-0002-BB41S	24F-0002-BB41S	24F-0002-BB42S	24F-0002-BB42S	24F-0002-BB43S	24F-0002-BB43S	24F-0002-WS07S	24F-0002-WS07S	24F-0002-WS33S
			Sample Name	24F-0002-BB36S-F	24F-0002-BB36S-O	24F-0002-BB38S-F	24F-0002-BB38S-O	24F-0002-BB41S-F	24F-0002-BB41S-O	24F-0002-BB42S-F	24F-0002-BB42S-O	24F-0002-BB43S-F	24F-0002-BB43S-O	24F-0002-WS07S-F	24F-0002-WS07S-O	24F-0002-WS33S-F
			Sample Date	10/18/2024	10/18/2024	10/18/2024	10/18/2024	10/18/2024	10/18/2024	10/23/2024	10/23/2024	10/24/2024	10/24/2024	10/11/2024	10/11/2024	10/17/2024
			Sample Type	N	N	N	N	N	N	N	N	N	N	N	N	N
			Tissue Type	Fillet	Offal	Fillet	Offal	Fillet	Offal	Fillet	Offal	Fillet	Offal	Fillet	Offal	Fillet
			Fish Type	Brown Bullhead	Brown Bullhead	Brown Bullhead	Brown Bullhead	Brown Bullhead	Brown Bullhead	Brown Bullhead	Brown Bullhead	Brown Bullhead	Brown Bullhead	White Sucker	White Sucker	White Sucker
			Reach	Phase 2	Phase 2	Phase 2	Phase 2	Phase 2	Phase 2	Phase 2	Phase 2	Phase 2	Phase 2	Phase 2	Phase 2	Phase 2
Analyte	CAS Number	Units														
Total PCB TEQ (Fish)	RA-TEQ-F-PCB	ng/kg		0.1632	0.36035	0.110635	0.82405	0.202505	0.325	0.0482	0.2589	0.05527	0.22825	0.31252	3.6148	0.340155
Total PCB TEQ (Mammal)	RA-TEQ-M-PCB	ng/kg		2.0256	2.0271	1.40637	10.6746	2.90825	1.95	0.24397	1.4384	0.28992	1.3195	1.07512	33.3898	3.19373
Total Decachlorobiphenyls	RA_Total_DECPCB	ng/kg		120	500	130	840	130	520	93	380	51	230	170	1200	120
Total Dichlorobiphenyls	RA_Total_DIPCB	ng/kg		1507.7	3157	2947	10168	5255.2	6000	1248	2640	9160	22680	9710	83100	22123
Total Heptachlorobiphenyls	RA_Total_HEPPCB	ng/kg		8845.3	43015	6473.9	51192.1	9924.7	37636	4697.9	27108	4828.2	22540	13659.5	106619	8984.3
Total Hexachlorobiphenyls	RA_Total_HEXPCB	ng/kg		28860.1	141713	21239.4	157956	27957.9	109701	12514.7	76634	20952.9	98300	67623.3	473046	48756.1
Total Monochlorobiphenyls	RA_Total_MONPCB	ng/kg		271.6	330	1143	2964	1232	1000	214	374	2037	3572	1000	10180	4263
Total Nonachlorobiphenyls	RA_Total_NONPCB	ng/kg		339	1610	371	2910	407	1840	243	1203	163	803	496	3950	333
Total Octachlorobiphenyls	RA_Total_OCTPCB	ng/kg		2059	10490	1932	16132	2590	10860	1309	7807	1104	5334	2956	23320	1913
Total PCB Congeners	RA_Tot_PCB_Cong	ng/kg		173252	727468	98226.4	647706	166779	558667	88940.6	457018	131426	518359	571145	4127320	432001
Total Pentachlorobiphenyls	RA_Total_PENPCB	ng/kg		41067.8	190091	23580.4	162899	37890.2	140220	18806.1	108570	27387	124160	120290	818470	75793
Total Tetrachlorobiphenyls	RA_Total_TETPCB	ng/kg		74410	281662	30739.7	191052	60962	199720	38428.9	185432	44053	171060	248250	1788040	172776
Total Trichlorobiphenyls	RA_Total_TRICPB	ng/kg		15771.8	54900	9670	51593	20430	51170	11386	46870	21690	69680	106990	819390	96940
TCL Pesticides																
ALDRIN	309-00-2	ug/kg		< 0.22 U	< 0.22 U	< 0.22 U	< 0.22 U	< 0.22 U	< 0.22 U	< 0.22 U	< 0.22 U	< 0.22 U	< 0.22 U	< 0.22 U	< 0.22 U	< 0.22 U
ALPHA BHC (ALPHA HEXACHLOROCYCLOHEXANE	319-84-6	ug/kg		< 0.26 U	< 0.26 U	< 0.26 U	< 0.26 U	< 0.26 U	< 0.26 U	< 0.26 U	< 0.26 U	< 0.26 U	< 0.26 U	< 0.26 U	< 0.26 U	< 0.26 U
ALPHA ENDOSULFAN (ENDOSULFAN I)	959-98-8	ug/kg		< 0.42 U	< 0.42 U	< 0.42 U	< 0.42 U	< 0.42 U	< 0.42 U	< 0.42 U	< 0.42 U	< 0.42 U	< 0.42 U	< 0.42 U	< 0.42 U	< 0.42 U
BETA BHC (BETA HEXACHLOROCYCLOHEXANE)	319-85-7	ug/kg		< 0.40 U	< 0.40 U	< 0.40 U	< 0.40 U	< 0.40 U	< 0.40 U	< 0.40 U	< 0.40 U	< 0.40 U	< 0.40 U	< 0.40 U	< 0.40 U	< 0.40 U
BETA ENDOSULFAN (ENDOSULFAN II)	33213-65-9	ug/kg		< 0.35 U	< 0.35 U	< 0.35 U	< 0.35 U	< 0.35 U	< 0.35 U	< 0.35 U	< 0.35 U	< 0.35 U	< 0.35 U	< 0.35 U	< 0.35 U	< 0.35 U
cis-Chlordane (alpha-Chlordane)	5103-71-9	ug/kg		0.54 J	4.3	0.49 J	3.4	0.39 J	1.7	0.26 J	2.5	0.25 J	2.5	6.5	29	6.1
DELTA BHC (DELTA HEXACHLOROCYCLOHEXANE	319-86-8	ug/kg		< 0.28 UJ	< 0.28 UJ	< 0.28 UJ	< 0.28 UJ	< 0.28 UJ	< 0.28 UJ	< 0.28 UJ	< 0.28 UJ	< 0.28 UJ	< 0.28 UJ	< 0.28 UJ	< 0.28 UJ	< 0.28 UJ
DIELDRIN	60-57-1	ug/kg		< 0.22 U	0.53 J	< 0.22 U	0.35 J	< 0.22 U	< 0.22 U	< 0.22 U	0.36 J	< 0.22 U	0.42 J	0.64 J	3.3	0.55 J
ENDOSULFAN SULFATE	1031-07-8	ug/kg		< 0.22 U	< 0.22 U	< 0.22 U	< 0.22 U	< 0.22 U	< 0.22 U	< 0.22 U	< 0.22 U	< 0.22 U	< 0.22 U	< 0.22 U	< 0.22 U	< 0.22 U
ENDRIN	72-20-8	ug/kg		< 0.45 U	< 0.45 U	< 0.45 U	< 0.45 U	< 0.45 U	< 0.45 U	< 0.45 U	< 0.45 U	< 0.45 U	< 0.45 U	< 0.45 U	< 0.45 U	< 0.45 U
ENDRIN ALDEHYDE	7421-93-4	ug/kg		< 0.56 U	< 0.56 U	< 0.56 U	< 0.56 U	< 0.56 U	< 0.56 U	< 0.56 U	< 0.56 U	< 0.56 U	< 0.56 U	< 0.56 U	< 0.56 U	< 0.56 U
ENDRIN KETONE	53494-70-5	ug/kg		< 0.16 U	< 0.16 U	< 0.16 U	< 0.16 U	< 0.16 U	< 0.16 U	< 0.16 U	< 0.16 U	< 0.16 U	< 0.16 U	< 0.16 U	< 0.16 U	< 0.16 U
GAMMA BHC (LINDANE)	58-89-9	ug/kg		< 0.17 U	< 0.17 U	< 0.17 U	< 0.17 U	< 0.17 U	< 0.17 U	< 0.17 U	< 0.17 U	< 0.17 U	< 0.17 U	< 0.17 U	< 0.17 U	< 0.17 U
HEPTACHLOR	76-44-8	ug/kg		< 0.090 U	< 0.090 U	< 0.090 U	< 0.090 U	< 0.090 U	< 0.090 U	< 0.090 U	< 0.090 U	< 0.090 U	< 0.090 U	< 0.090 U	< 0.090 U	< 0.090 U
HEPTACHLOR EPOXIDE	1024-57-3	ug/kg		< 0.061 U	0.31 J	< 0.061 U	0.19 J	< 0.061 U	0.18 J	< 0.061 U	0.22 J	< 0.061 U	0.21 J	0.26 J	1.6	0.21 J
METHOXYCHLOR	72-43-5	ug/kg		< 0.15 U	< 0.15 U	< 0.15 U	< 0.15 U	< 0.15 U	< 0.15 U	< 0.15 U	< 0.15 U	< 0.15 U	< 0.15 U	< 0.15 U	< 0.15 U	< 0.15 U
P,P'-DDD (4,4'-DDD)	72-54-8	ug/kg		1.0	11	0.94	9.7	0.52 J	4.0	0.37 J	5.8	0.50 J	6.5	11	61	11
P,P'-DDE (4,4'-DDE)	72-55-9	ug/kg		3.8	33	4.9	40	2.0 J	13	1.0 J	13	1.6 J	19	21	140	19
P,P'-DDT (4,4'-DDT)	50-29-3	ug/kg		< 0.35 U	1.1	< 0.35 U	0.73 J	< 0.35 U	< 0.35 U	< 0.35 U	0.37 J	< 0.35 U	0.63 J	2.5	11	2.4
Trans-Chlordane (Gamma-Chlordane)	5103-74-2	ug/kg		0.21 J	2.0	0.19 J	1.5	0.13 J	0.70 J	< 0.13 U	1.3	< 0.13 U	1.3	3.8	19	3.7
TAL Metals																
Aluminum	7429-90-5	mg/kg		< 51 U	< 49 U	< 49 U	< 49 U	< 49 U	< 52 U	< 51 U	< 50 U	< 49 U	< 48 U	< 52 U	< 50 U	< 48 U
Antimony	7440-36-0	mg/kg		< 2.0 U	< 1.9 U	< 1.9 U	< 2.0 U	< 2.0 U	< 2.1 U	< 2.0 U	< 2.0 U	< 2.0 U	< 1.9 U	< 2.1 U	< 2.0 U	< 1.9 U
Arsenic	7440-38-2	mg/kg		< 2.0 U	< 1.9 U	< 1.9 U	< 2.0 U	< 2.0 U	< 2.1 U	< 2.0 U	< 2.0 U	< 2.0 U	< 1.9 U	< 2.1 U	< 2.0 U	< 1.9 U
Barium	7440-39-3	mg/kg		< 20 U	< 19 U	< 19 U	< 20 U	< 20 U	< 21 U	< 20 U	< 20 U	< 20 U	< 19 U	< 21 U	< 20 U	< 19 U
Beryllium	7440-41-7	mg/kg		< 0.20 U	< 0.19 U	< 0.19 U	< 0.20 U	< 0.20 U	< 0.21 U	< 0.20 U	< 0.20 U	< 0.20 U	< 0.19 U	< 0.21 U	< 0.20 U	< 0.19 U
Cadmium	7440-43-9	mg/kg		< 0.51 U	< 0.49 U	< 0.49 U	< 0.49 U	< 0.49 U	< 1.0 U	< 0.51 U	< 0.50 U	< 0.49 U	< 0.48 U	< 0.52 U	< 0.50 U	< 0.48 U
Calcium	7440-70-2	mg/kg		< 510 U	7560	< 490 U	18600	< 490 U	35100	< 510 U	8010	< 490 U	2470	< 520 UJ	9930	503 J
Chromium, Total	7440-47-3	mg/kg		< 1.0 U	< 0.97 U	< 0.97 U	< 0.98 U	< 0.98 U	< 1.0 U	< 1.0 U	< 0.99 U	< 0.98 U	< 0.95 U	< 1.0 U	< 1.0 U	< 0.96 U
Cobalt	7440-48-4	mg/kg		< 5.1 U	< 4.9 U	< 4.9 U	< 4.9 U	< 4.9 U	< 5.2 U	< 5.1 U	< 5.0 U	< 4.9 U	< 4.8 U	< 5.2 U	< 5.0 U	< 4.8 U
Copper	7440-50-8	mg/kg		< 2.6 U	< 2.4 U	< 2.4 U	< 2.5 U	< 2.5 U	< 2.6 U	< 2.6 U	< 2.5 U	< 2.5 U	< 2.4 U	< 2.6 U	< 2.5 U	< 2.4 U
Iron	7439-89-6	mg/kg		< 51 U	< 49 U	< 49 U	< 49 U	< 49 U	< 52 U	< 51 U	< 50 U	< 49 U	< 48 U	< 52 U	< 50 U	< 48 U
Lead	7439-92-1	mg/kg		< 2.0 U	< 1.9 U	< 1.9 U	< 2.0 U	< 2.0 U	< 2.1 U	< 2.0 U	< 2.0 U	< 2.0 U	< 1.9 U	< 2.1 U	< 2.0 U	< 1.9 U
Magnesium	7439-95-4	mg/kg		< 510 U	< 490 U	< 490 U	< 490 U	< 490 U	716	< 510 U	< 500 U	< 490 U	< 480 U	< 520 U	< 500 U	< 480 U
Manganese	7439-96-5	mg/kg		< 1.5 U	3.9	< 1.5 U	6.2	< 1.5 U	14.0	< 1.5 U	3.0	< 1.5 U	1.5	< 1.6 U	13.7	< 1.4 U
Nickel	7440-02-0	mg/kg		< 4.1 U	< 3.9 U	< 3.9 U	< 3.9 U	< 3.9 U	< 4.1 U	< 4.1 U	< 4.0 U	< 3.9 U	< 3.8 U	< 4.2 U	< 4.0 U	< 3.8 U
Potassium	7440-09-7	mg/kg		2950	2290	2940	2130	2790	2290	2780	1980	3220	2170	3420 J	2100	3590 J
Selenium	7782-49-2	mg/kg		< 2.0 U	< 1.9 U	< 1.9 U	< 2.0 U	< 2.0 U	< 2.1 U	< 2.0 U	< 2.0 U	< 2.0 U	< 1.9 U	< 2.1 U	< 2.0 U	< 1.9 U
Silver	7440-22-4	mg/kg		< 0.51 U	< 0.49 U	< 0.49 U	< 0.49 U	< 0.49 U	< 0.52 U	< 0.51 U	< 0.50 U	< 0.49 U	< 0.48 U	< 0.52 U	< 0.50 U	< 0.48 U
Sodium	7440-23-5	mg/kg		< 1000 U	1080	< 970 U	1180	< 980 U	1390	< 1000 U	< 990 U	< 980 U	< 950 U	< 1000 U	1190	< 960 U
Thallium	7440-28-0	mg/kg		< 1.0 U	< 0.97 U	< 0.97 U	< 20 U	< 0.98 U	< 26 U	< 1.0 U	< 0.99 U	< 0.98 U	< 0.95 U	< 1.0 U	< 1.0 U	< 0.96 U
Vanadium	7440-62-2	mg/kg		< 5.1 U	< 4.9 U	< 4.9 U	< 4.9 U	< 4.9 U	< 5.2 U	< 5.1 U	< 5.0 U	< 4.9 U	< 4.8 U	< 5.2 U	< 5.0 U	< 4.8 U
Zinc	7440-66-6	mg/kg		< 5.1 U	15.6	5.8	21.3	5.3	32.3	< 5.1 U	15.4	7.0	11.2	10.5	19.0	7.6

Table 32
Fish Tissue Analytical Results
Phase 2 Data Evaluation Summary Memorandum
Lower Neponset River
Boston and Milton, Massachusetts

			Location	24F-0002-WS33S	24F-0002-WS34S	24F-0002-WS34S	24F-0002-WS35S	24F-0002-WS35S	24F-0002-WS39S	24F-0002-WS39S	24F-0002-WS40S	24F-0002-WS40S
			Sample Name	24F-0002-WS33S-O	24F-0002-WS34S-F	24F-0002-WS34S-O	24F-0002-WS35S-F	24F-0002-WS35S-O	24F-0002-WS39S-F	24F-0002-WS39S-O	24F-0002-WS40S-F	24F-0002-WS40S-O
			Sample Date	10/17/2024	10/18/2024	10/18/2024	10/18/2024	10/18/2024	10/18/2024	10/18/2024	10/18/2024	10/18/2024
			Sample Type	N	N	N	N	N	N	N	N	N
			Tissue Type	Offal	Fillet	Offal	Fillet	Offal	Fillet	Offal	Fillet	Offal
			Fish Type	White Sucker	White Sucker	White Sucker	White Sucker	White Sucker	White Sucker	White Sucker	White Sucker	White Sucker
			Reach	Phase 2	Phase 2	Phase 2	Phase 2	Phase 2	Phase 2	Phase 2	Phase 2	Phase 2
Analyte	CAS Number	Units										
Percent Moisture												
MOISTURE, PERCENT	MOIST	%	72.89	77.55	61.97	83.09	73.62	80.08	73.65	77.51	68.72
Percent Lipids												
PERCENT LIPIDS	LIPIDPERCENT	%	2.64	3.78	8.82	0.30	5.75	0.54	3.99	1.01	7.34
PCDD/F												
1,2,3,4,6,7,8-HEPTACHLORODIBENZOFURAN	67562-39-4	ng/kg	4.7	5.3	8.1	< 1.7 U	17	2.0 J	7.7	3.0 J	7.0
1,2,3,4,6,7,8-HEPTACHLORODIBENZO-P-DIOXIN	35822-46-9	ng/kg	3.4 J	< 1.2 U	6.2	< 0.83 U	6.2	1.7 J	7.0	2.4 J	8.1
1,2,3,4,7,8,9-HEPTACHLORODIBENZOFURAN	55673-89-7	ng/kg	< 0.84 U	< 0.84 U	< 0.80 U	< 0.83 U	< 1.5 U	< 0.85 U	< 0.88 U	< 1.1 U	< 1.0 U
1,2,3,4,7,8-HEXACHLORODIBENZOFURAN	70648-26-9	ng/kg	1.5 J	1.4 J	1.5 J	< 1.3 U	3.2 J	< 1.4 U	2.4 J	< 1.4 U	2.3 J
1,2,3,4,7,8-HEXACHLORODIBENZO-P-DIOXIN	39227-28-6	ng/kg	1.5 J	2.2 J	5.4	< 0.93 U	3.7 J	< 0.95 U	2.6 J	1.5 J	3.6 J
1,2,3,6,7,8-HEXACHLORODIBENZOFURAN	57117-44-9	ng/kg	< 1.9 U	< 1.9 U	2 J	< 1.9 U	4.7 J	< 1.9 U	2.3 J	< 1.9 U	2.4 J
1,2,3,6,7,8-HEXACHLORODIBENZO-P-DIOXIN	57653-85-7	ng/kg	2.1 J	< 1.1 U	3.5 J	< 1.1 U	3.4 J	1.3 J	3.4 J	2.0 J	4.9 J
1,2,3,7,8,9-HEXACHLORODIBENZOFURAN	72918-21-9	ng/kg	< 1.0 U	< 1.0 U	< 0.98 U	< 1.0 U	< 1.1 U	< 1.0 U	< 1.0 U	< 1.1 U	< 1.0 U
1,2,3,7,8,9-HEXACHLORODIBENZO-P-DIOXIN	19408-74-3	ng/kg	< 1.2 U	< 1.2 U	< 1.1 U	< 1.2 U	< 1.3 U	< 1.2 U	< 1.2 U	< 1.2 U	< 1.2 U
1,2,3,7,8-PENTACHLORODIBENZOFURAN	57117-41-6	ng/kg	< 1.5 U	< 0.81 U	< 1.4 UJ	< 1.5 U	12 J	2.1 J	7.2	5.2	9.8 J
1,2,3,7,8-PENTACHLORODIBENZO-P-DIOXIN	40321-76-4	ng/kg	2.9 J	3 J	8.3 J	< 1.4 U	6.4 J	< 1.5 U	4.1 J	3 J	6.1
2,3,4,6,7,8-HEXACHLORODIBENZOFURAN	60851-34-5	ng/kg	< 1.6 U	< 1.5 U	< 1.5 U	< 1.5 U	< 1.6 U	< 1.6 U	< 1.6 U	< 1.6 U	< 1.6 U
2,3,4,7,8-PENTACHLORODIBENZOFURAN	57117-31-4	ng/kg	1.7 J	1.4 J	3.9 J	< 1.2 U	3.2 J	< 1.2 U	2.6 J	1.6 J	5.3
2,3,7,8-TETRACHLORODIBENZOFURAN	51207-31-9	ng/kg	6.5	6.3	14	1.9	14	2.9	7.6	4.2	10
2,3,7,8-TETRACHLORODIBENZO-P-DIOXIN	1746-01-6	ng/kg	0.63 J	0.71 J	1.3	< 0.29 U	1.3	< 0.38 U	0.78 J	0.64 J	1.5 J
Heptachlorodibenzofurans	38998-75-3	ng/kg	6.8 J	7.0 J	16 J	ND	25 J	2.0 J	10 J	3.0 J	9.7 J
Heptachlorodibenzo-P-Dioxins	37871-00-4	ng/kg	5.8 J	5.6 J	87 J	ND	18 J	3.2 J	14 J	5.2 J	150 J
HEXACHLORODIBENZOFURAN	55684-94-1	ng/kg	10 J	15 J	23 J	3.2 J	41 J	4.4 J	20 J	7.4 J	18 J
HEXACHLORODIBENZO-P-DIOXIN	34465-46-8	ng/kg	12 J	14 J	47 J	1.5 J	35 J	5.0 J	22 J	11 J	30 J
OCTACHLORODIBENZOFURAN	39001-02-0	ng/kg	< 0.33 U	< 0.33 U	< 0.58 U	< 0.55 U	< 1.2 U	< 0.53 U	< 0.57 U	< 0.67 U	< 0.7 U
OCTACHLORODIBENZO-P-DIOXIN	3268-87-9	ng/kg	8.7 J	< 0.46 U	19	< 0.65 U	16	< 0.71 U	18	< 0.79 U	11
PENTACHLORO DIBENZOFURAN	30402-15-4	ng/kg	20 J	53 J	120 J	6.5 J	86 J	17 J	38 J	29 J	52 J
PENTACHLORODIBENZO-P-DIOXIN	36088-22-9	ng/kg	4.7 J	3 J	23 J	ND	11 J	ND	7.1 J	4 J	14 J
Tetrachlorodibenzofuran	55722-27-5	ng/kg	85 J	280 J	520 J	50 J	410 J	83 J	170 J	170 J	330 J
TETRACHLORODIBENZO-P-DIOXIN	41903-57-5	ng/kg	0.63 J	1.2 J	4.1 J	ND	1.3 J	ND	0.78 J	0.64 J	2.3 J
Total PCDD/F TEQ (Bird)	RA-TEQ-B-DF	ng/kg	12.02727	11.713	28.2441	1.9	27.2868	3.1447	16.5198	10.0874	24.6582
Total PCDD/F TEQ (Fish)	RA-TEQ-F-DF	ng/kg	5.67727	6.018	15.4241	0.095	13.4518	0.2847	8.8098	5.7124	13.6382
Total PCDD/F TEQ (Mammal)	RA-TEQ-M-DF	ng/kg	5.28361	5.173	13.5587	0.19	12.1568	0.52	7.8584	5.1	11.9583
Mercury												
METHYL MERCURY	22967-92-6	ng/g	123	457	195	576	261	358	163	687	245
Mercury	7439-97-6	ng/g	117	457	205	541	294	376	161	640	235
PCB Congeners												
PCB-001	2051-60-7	ng/kg	7200	11000	31000	1600	19000	8600	39000	12000	76000
PCB-002	2051-61-8	ng/kg	< 87 U	< 84 U	97	< 88 U	< 90 U	< 87 U	< 87 U	< 85 U	< 84 U
PCB-003	2051-62-9	ng/kg	130	250	700	46 J	350	150	660	120	640
PCB-004	13029-08-8	ng/kg	27000	39000	100000	6100	54000	20000	89000	33000	170000 J
PCB-005	16605-91-7	ng/kg	< 87 U	< 84 U	< 86 U	< 88 U	< 90 U	< 87 U	< 87 U	< 85 U	< 84 U
PCB-006	25569-80-6	ng/kg	4900	7700	20000	1100	11000	2000	8400	3100	16000
PCB-007	33284-50-3	ng/kg	210	410	990	< 88 U	510	< 87 U	< 87 U	< 85 U	1100
PCB-008	34883-43-7	ng/kg	12000	21000	51000	2800	25000	8500	39000	13000	53000
PCB-009	34883-39-1	ng/kg	520	840	2200	< 88 U	1100	300	1400	450	2200
PCB-010	33146-45-1	ng/kg	6000	8800	24000	1100	14000	5100	19000	8100	36000
PCB-011	2050-67-1	ng/kg	< 87 U	< 84 U	< 86 U	< 88 U	170	< 87 U	< 87 U	< 85 U	< 84 U
PCB-012/013	PCB-12/13	ng/kg	< 170 U	630	< 170 U	< 180 U	630	< 170 U	420	< 170 U	790
PCB-014	34883-41-5	ng/kg	< 87 U	< 84 U	< 86 U	< 88 U	< 90 U	< 87 U	< 87 U	< 85 U	< 84 U
PCB-015	2050-68-2	ng/kg	2700	6600	17000	960	8500	1100	5300	870	4200
PCB-016	38444-78-9	ng/kg	3700	6900	18000	820	7300	< 87 U	4600	2600	12000
PCB-017	37680-66-3	ng/kg	31000	64000	160000	7600	62000	14000	54000	28000	120000
PCB-018/030	PCB-18/30	ng/kg	16000	24000	61000	2500	21000	3600	13000	7300	32000
PCB-019	38444-73-4	ng/kg	23000	39000	100000	4900	45000	13000	54000	23000	110000
PCB-020/028	PCB-20/28	ng/kg	90000	200000	510000 J	28000	220000	35000	140000	81000	350000 J
PCB-021/033	PCB-21/33	ng/kg	< 170 U	10000	28000	< 180 U	11000	1900	7200	4300	19000
PCB-022	38444-85-8	ng/kg	12000	28000	70000	4000	30000	3700	15000	7200	32000
PCB-023	55720-44-0	ng/kg	< 87 U	< 84 U	490	< 88 U	< 90 U	< 87 U	< 87 U	< 85 U	< 84 U
PCB-024	55702-45-9	ng/kg	< 87 U	< 84 U	< 86 U	< 88 U	< 90 U	< 87 U	< 87 U	< 85 U	< 84 U
PCB-025	55712-37-3	ng/kg	19000	34000	89000	4900	40000	5700	22000	7500	34000
PCB-026/029	PCB-26/29	ng/kg	36000	65000	170000	8900	71000	10000	42000	19000	83000
PCB-027	38444-76-7	ng/kg	19000	35000	89000	4200	35000	10000	37000	19000	84000
PCB-031	16606-02-3	ng/kg	61000	120000	310000 J	18000	140000	22000	87000	35000	160000
PCB-032	38444-77-8	ng/kg	44000	89000	220000 J	11000	91000	24000	89000	43000	180000 J
PCB-034	37680-68-5	ng/kg	1400	3200	7600	380	3200	640	2700	1300	6100
PCB-035	37680-69-6	ng/kg	< 87 U	< 84 U	< 86 U	< 88 U	< 90 U	< 87 U	< 87 U	< 85 U	< 84 U
PCB-036	38444-87-0	ng/kg	< 87 U	< 84 U	< 86 U	< 88 U	< 90 U	< 87 U	< 87 U	< 85 U	< 84 U

Table 32
Fish Tissue Analytical Results
Phase 2 Data Evaluation Summary Memorandum
Lower Neponset River
Boston and Milton, Massachusetts

			Location	24F-0002-WS33S	24F-0002-WS34S	24F-0002-WS34S	24F-0002-WS35S	24F-0002-WS35S	24F-0002-WS39S	24F-0002-WS39S	24F-0002-WS40S	24F-0002-WS40S
			Sample Name	24F-0002-WS33S-O	24F-0002-WS34S-F	24F-0002-WS34S-O	24F-0002-WS35S-F	24F-0002-WS35S-O	24F-0002-WS39S-F	24F-0002-WS39S-O	24F-0002-WS40S-F	24F-0002-WS40S-O
			Sample Date	10/17/2024	10/18/2024	10/18/2024	10/18/2024	10/18/2024	10/18/2024	10/18/2024	10/18/2024	10/18/2024
			Sample Type	N	N	N	N	N	N	N	N	N
			Tissue Type	Offal	Fillet	Offal	Fillet	Offal	Fillet	Offal	Fillet	Offal
			Fish Type	White Sucker	White Sucker	White Sucker	White Sucker	White Sucker	White Sucker	White Sucker	White Sucker	White Sucker
			Reach	Phase 2	Phase 2	Phase 2	Phase 2	Phase 2	Phase 2	Phase 2	Phase 2	Phase 2
Analyte	CAS Number	Units										
PCB-037	38444-90-5	ng/kg	3800	6200	16000	830	5700 J	770	3100	930	4200
PCB-038	53555-66-1	ng/kg	< 87 U	< 84 U	< 86 U	< 88 U	< 90 U	< 87 U	< 87 U	< 85 U	< 84 U
PCB-039	38444-88-1	ng/kg	< 87 U	< 84 U	< 86 U	< 88 U	< 90 U	< 87 U	< 87 U	< 85 U	< 84 U
PCB-040/071	PCB-40/71	ng/kg	37000	120000	300000	15000	140000	17000	74000	43000	180000
PCB-041	52663-59-9	ng/kg	1600	6000	16000	< 88 U	7700	< 87 U	3300	1900	7400
PCB-042	36559-22-5	ng/kg	24000	68000	170000 J	8700	84000	9100	41000	23000	99000
PCB-043	70362-46-8	ng/kg	3500	8900	23000	810	8300	1000	5200	2600	12000
PCB-044/047/065	PCB-44/47/65	ng/kg	140000	380000	940000 J	48000	470000	62000	290000	150000	610000 J
PCB-045/051	PCB-45/51	ng/kg	19000	48000	120000	5300	59000	8700	35000	19000	83000
PCB-046	41464-47-5	ng/kg	3800	9200	24000	1000	12000	1300	5300	2800	13000
PCB-048	70362-47-9	ng/kg	5300	14000	36000	1500	15000	1700	7800	4800	21000
PCB-049/069	PCB-49/69	ng/kg	110000	290000	720000 J	37000	370000 J	43000	190000	110000	450000 J
PCB-050/053	PCB-50/53	ng/kg	26000	61000	160000	6200	72000	11000	44000	24000	100000
PCB-052	35693-99-3	ng/kg	48000	76000	200000 J	6500	64000	9000	43000	21000	89000
PCB-054	15968-05-5	ng/kg	700	1600	4200	170	1600	440	2000	800	3500
PCB-055	74338-24-2	ng/kg	< 87 U	< 84 U	< 86 U	< 88 U	< 90 U	< 87 U	< 87 U	< 85 U	< 84 U
PCB-056	41464-43-1	ng/kg	16000	42000	110000	5600	37000	5700	27000	12000	50000
PCB-057	70424-67-8	ng/kg	1700	4300	11000	590	4100	620	2900	1200	5100
PCB-058	41464-49-7	ng/kg	350	940	< 86 U	140	820	150	670	360	1500
PCB-059/062/075	PCB-59/62/75	ng/kg	10000	29000	75000	3600	36000	4100	18000	10000	43000
PCB-060	33025-41-1	ng/kg	8200	18000	46000	2900	19000	3600	18000	7700	31000
PCB-061/070/074/076	PCB-61/70/74/76	ng/kg	89000	250000	620000	33000	230000	34000	160000	80000	330000
PCB-063	74472-34-7	ng/kg	8700	23000	60000	3200	22000	4000	19000	9500	40000
PCB-064	52663-58-8	ng/kg	39000	120000	290000 J	16000	100000	14000	62000	37000	160000
PCB-066	32598-10-0	ng/kg	68000	180000 J	440000 J	25000	170000	27000	130000	67000	270000 J
PCB-067	73575-53-8	ng/kg	1200	3000	7900	390	2500	< 87 U	1500	490	2200
PCB-068	73575-52-7	ng/kg	3500	8400	22000	1100	8200	1700	8400	4100	17000
PCB-072	41464-42-0	ng/kg	4000	9500	25000	1300	9000	1900	9300	5100	21000
PCB-073	74338-23-1	ng/kg	2900	4500	12000	< 88 U	5700	970	4200	2300	10000
PCB-077	32598-13-3	ng/kg	4000	9600	25000	1300	11000	1400	5900	2700	11000
PCB-078	70362-49-1	ng/kg	< 87 U	< 84 U	< 86 U	< 88 U	< 90 U	< 87 U	< 87 U	< 85 U	< 84 U
PCB-079	41464-48-6	ng/kg	< 87 U	1600	4300	< 88 U	1000	230	820	490	2200
PCB-080	33284-52-5	ng/kg	< 87 U	< 84 U	< 86 U	< 88 U	< 90 U	< 87 U	< 87 U	< 85 U	< 84 U
PCB-081	70362-50-4	ng/kg	150 J	340 J	860	< 94 U	400 J	< 71 U	250 J	120	690 J
PCB-082	52663-62-4	ng/kg	7000	20000	52000	2700	19000	2900	13000	7800	30000
PCB-083	60145-20-2	ng/kg	< 87 U	14000	36000	< 88 U	13000	< 87 U	7300	< 85 U	24000
PCB-084	52663-60-2	ng/kg	13000	35000	87000	4100	30000	5100	22000	14000	55000
PCB-085/116/117	PCB-85/116/117	ng/kg	18000	53000	130000	6900	50000	9000	38000	22000	85000
PCB-086/087/097/109/119/125	PCB-86+	ng/kg	44000	120000	290000	15000	110000	20000	85000	49000 J	140000 J
PCB-088/091	PCB-88/91	ng/kg	19000	59000	150000	7100	53000	9000	38000	24000	96000
PCB-089	73575-57-2	ng/kg	1000	3700	9600	400	2900	390	1600	920	3900
PCB-090/101/113	PCB-90/101/113	ng/kg	63000	150000	390000	19000	130000	29000	120000	70000	280000
PCB-092	52663-61-3	ng/kg	18000	43000	110000	4200	31000	7600	33000	18000	74000
PCB-093/100	PCB-93/100	ng/kg	3300	7900	22000	940	6900	1600	7000	3700	16000
PCB-094	73575-55-0	ng/kg	1300	3500	9100	< 88 U	2700	620	2600	1400	6300
PCB-095	38379-99-6	ng/kg	39000	110000	280000 J	12000	87000	16000	67000	43000	170000 J
PCB-096	73575-54-9	ng/kg	680	2100	5400	< 88 U	2400	270	1100	720	3100
PCB-098/102	PCB-98/102	ng/kg	4000	13000	34000	1400	10000	1900	8000	4600	19000
PCB-099	38380-01-7	ng/kg	46000	130000	310000 J	17000	120000	22000	94000	54000	210000 J
PCB-103	60145-21-3	ng/kg	1800	4400	12000	520	4000	880	3900	2100	9000
PCB-104	56558-16-8	ng/kg	< 87 U	140	360	< 88 U	140	< 87 U	< 87 U	67 J	290
PCB-105	32598-14-4	ng/kg	17000	44000	110000	6000	50000	8100	35000	19000	76000
PCB-106	70424-69-0	ng/kg	< 87 U	< 84 U	< 86 U	< 88 U	< 90 U	< 87 U	< 87 U	< 85 U	< 84 U
PCB-107	70424-68-9	ng/kg	4700	13000	33000	1700	13000	2500	10000	5800	25000
PCB-108/124	PCB-108/124	ng/kg	2100	5600	15000	790	5600	950	4100	2200	9300
PCB-110/115	PCB-110/115	ng/kg	85000	240000	600000 J	33000	230000	40000	170000	100000	390000 J
PCB-111	39635-32-0	ng/kg	190	380	1000	< 88 U	380	< 87 U	420	200	860
PCB-112	74472-36-9	ng/kg	< 87 U	< 84 U	< 86 U	< 88 U	< 90 U	< 87 U	< 87 U	< 85 U	< 84 U
PCB-114	74472-37-0	ng/kg	1300	3600	9700	480	3800	600	2500	1400	5800
PCB-118	31508-00-6	ng/kg	55000	150000	370000 J	21000	170000	27000	110000	64000	260000 J
PCB-120	68194-12-7	ng/kg	410	1000	2700	140	1000	220	890	520	2100
PCB-121	56558-18-0	ng/kg	< 87 U	< 84 U	450	< 88 U	170	< 87 U	< 87 U	110	430
PCB-122	76842-07-4	ng/kg	< 87 U	1800	4900	330	1700	290	1200	580	2400
PCB-123	65510-44-3	ng/kg	1200	3300	9000	500	4000	540	2300	1300	5800
PCB-126	57465-28-8	ng/kg	< 150 U	240 J	640	< 140 U	280 J	< 110 U	< 240 U	130	440
PCB-127	39635-33-1	ng/kg	< 87 U	< 84 U	< 86 U	< 88 U	< 90 U	< 87 U	< 87 U	< 85 U	< 84 U
PCB-128/166	PCB-128/166	ng/kg	7000	16000	44000	2300	20000	3800	17000	9100	39000
PCB-129/138/163	PCB-129/138/163	ng/kg	56000	150000	390000	21000	180000	32000	130000	75000	300000

Table 32
Fish Tissue Analytical Results
Phase 2 Data Evaluation Summary Memorandum
Lower Neponset River
Boston and Milton, Massachusetts

			Location	24F-0002-WS33S	24F-0002-WS34S	24F-0002-WS34S	24F-0002-WS35S	24F-0002-WS35S	24F-0002-WS39S	24F-0002-WS39S	24F-0002-WS40S	24F-0002-WS40S
			Sample Name	24F-0002-WS33S-O	24F-0002-WS34S-F	24F-0002-WS34S-O	24F-0002-WS35S-F	24F-0002-WS35S-O	24F-0002-WS39S-F	24F-0002-WS39S-O	24F-0002-WS40S-F	24F-0002-WS40S-O
			Sample Date	10/17/2024	10/18/2024	10/18/2024	10/18/2024	10/18/2024	10/18/2024	10/18/2024	10/18/2024	10/18/2024
			Sample Type	N	N	N	N	N	N	N	N	N
			Tissue Type	Offal	Fillet	Offal	Fillet	Offal	Fillet	Offal	Fillet	Offal
			Fish Type	White Sucker	White Sucker	White Sucker	White Sucker	White Sucker	White Sucker	White Sucker	White Sucker	White Sucker
			Reach	Phase 2	Phase 2	Phase 2	Phase 2	Phase 2	Phase 2	Phase 2	Phase 2	Phase 2
Analyte	CAS Number	Units										
PCB-130	52663-66-8	ng/kg	3500	8900	24000	1100	9800	2000	8400	4500	19000
PCB-131	61798-70-7	ng/kg	540	1400	3700	180	1600	310	1300	700	2900
PCB-132	38380-05-1	ng/kg	14000	34000	87000	4600	39000	7500	31000	17000	71000
PCB-133	35694-04-3	ng/kg	1300	3200	8700	420	3700	740	3200	1800	7400
PCB-134	52704-70-8	ng/kg	2800	7200	18000	810	7000	1400	5900	3400	14000
PCB-135/151	PCB-135/151	ng/kg	13000	43000	110000	4700	39000	6800	28000	19000	78000
PCB-136	38411-22-2	ng/kg	3400	8900	23000	960	8000	1700	7000	4100	16000
PCB-137	35694-06-5	ng/kg	2700	6900	19000	920	8200	1600	6500	3500	14000
PCB-139/140	PCB-139/140	ng/kg	1100	2800	7400	390	3100	630	2700	1400	5800
PCB-141	52712-04-6	ng/kg	4500	11000	28000	1100	9800	2300	9600	5300	21000
PCB-142	41411-61-4	ng/kg	< 87 U	< 84 U	< 86 U	< 88 U	< 90 U	< 87 U	< 87 U	< 85 U	< 84 U
PCB-143	68194-15-0	ng/kg	< 87 U	< 84 U	< 86 U	< 88 U	< 90 U	< 87 U	< 87 U	< 85 U	< 84 U
PCB-144	68194-14-9	ng/kg	1400	3500	9500	420	3500	760	3100	1800	7300
PCB-145	74472-40-5	ng/kg	< 87 U	51 J	< 86 U	< 88 U	58 J	14 J	< 87 U	< 85 U	68 J
PCB-146	51908-16-8	ng/kg	8500	23000	62000	3100	26000	4800	20000	11000	47000
PCB-147/149	PCB-147/149	ng/kg	35000	110000	270000	13000	110000	19000	82000	51000	210000
PCB-148	74472-41-6	ng/kg	190	420	1100	59 J	440	120	450	260	1000
PCB-150	68194-08-1	ng/kg	120	290	760	32 J	290	70 J	270	160	640
PCB-152	68194-09-2	ng/kg	100	260	660	30 J	220	54 J	210	120	490
PCB-153/168	PCB-153/168	ng/kg	44000	110000	280000	16000	130000	25000	100000	56000	220000
PCB-154	60145-22-4	ng/kg	1000	2500	6600	290	2500	590	2400	1300	5300
PCB-155	33979-03-2	ng/kg	< 87 U	< 84 U	69 J	< 88 U	38 J	< 87 U	< 87 U	17 J	68 J
PCB-156/157	PCB-156/157	ng/kg	4800	12000	32000	1700	15000	2800	12000	6400	27000
PCB-158	74472-42-7	ng/kg	4300	11000	28000	1400	12000	2500	10000	5500	23000
PCB-159	39635-35-3	ng/kg	< 87 U	< 84 U	< 86 U	< 88 U	< 90 U	< 87 U	< 87 U	< 85 U	< 84 U
PCB-160	41411-62-5	ng/kg	< 87 U	< 84 U	< 86 U	< 88 U	< 90 U	< 87 U	< 87 U	< 85 U	< 84 U
PCB-161	74472-43-8	ng/kg	< 87 U	< 84 U	< 86 U	< 88 U	< 90 U	< 87 U	< 87 U	< 85 U	< 84 U
PCB-162	39635-34-2	ng/kg	230	< 84 U	< 86 U	< 88 U	< 90 U	150	590	< 85 U	< 84 U
PCB-164	74472-45-0	ng/kg	2500	6500	17000	870	7500	1400	5900	3600	15000
PCB-165	74472-46-1	ng/kg	< 87 U	320	900	< 88 U	320	< 87 U	270	160	680
PCB-167	52663-72-6	ng/kg	2100	5300	14000	730	6300	1200	5000	2600	11000
PCB-169	32774-16-6	ng/kg	< 56 U	< 87 U	< 79 U	< 43 U	< 94 U	< 50 U	< 100 U	< 56 U	< 90 U
PCB-170	35065-30-6	ng/kg	4600	14000	40000	1800	16000	2500	12000	6100	27000
PCB-171/173	PCB-171/173	ng/kg	1500	4300	12000	520	4900	860	3800	1900	8500
PCB-172	52663-74-8	ng/kg	930	2700	7800	350	3100	490	2200	1200	5600
PCB-174	38411-25-5	ng/kg	3600	9700	27000	1100	10000	1800	8100	4800	21000
PCB-175	40186-70-7	ng/kg	210	510	1500	69 J	570	120	500	270	1100
PCB-176	52663-65-7	ng/kg	530	1500	4000	170	1600	300	1200	690	2900
PCB-177	52663-70-4	ng/kg	3200	9100	26000	1100	10000	1800	8100	4400	20000
PCB-178	52663-67-9	ng/kg	1400	3900	11000	470	4300	750	3300	2000	8900
PCB-179	52663-64-6	ng/kg	1600	4500	12000	520	4600	820	3400	2000	8900
PCB-180/193	PCB-180/193	ng/kg	11000	30000	85000	3800	35000	5400	25000	13000	59000
PCB-181	74472-47-2	ng/kg	110	270	720	< 88 U	370	60 J	290	150	600
PCB-182	60145-23-5	ng/kg	71 J	160	410	21 J	170	38 J	170	83 J	350
PCB-183/185	PCB-183/185	ng/kg	3700	10000	29000	1300	12000	2000	8900	4900	22000
PCB-184	74472-48-3	ng/kg	< 87 U	25 J	59 J	< 88 U	< 90 U	< 87 U	< 87 U	12 J	52 J
PCB-186	74472-49-4	ng/kg	< 87 U	< 84 U	< 86 U	< 88 U	< 90 U	< 87 U	< 87 U	< 85 U	15 J
PCB-187	52663-68-0	ng/kg	9300	44000	120000	4700	43000	6100	26000	19000	82000
PCB-188	74487-85-7	ng/kg	34 J	64 J	180	< 88 U	83 J	< 87 U	88	42 J	160
PCB-189	39635-31-9	ng/kg	250 J	710	2000	91 J	780	140	600	340	1400
PCB-190	41411-64-7	ng/kg	1200	3200	9300	430	4200	670	3000	1600	7100
PCB-191	74472-50-7	ng/kg	180	500	1400	68 J	540	110	430	230	990
PCB-192	74472-51-8	ng/kg	< 87 U	< 84 U	< 86 U	< 88 U	< 90 U	< 87 U	< 87 U	< 85 U	< 84 U
PCB-194	35694-08-7	ng/kg	2200	6900	20000	830	7700	1100	5300	3000	13000
PCB-195	52663-78-2	ng/kg	850	2500	7400	330	3100	450	2300	1100	5000
PCB-196	42740-50-1	ng/kg	920	2500	7400	300	2800	470	2300	1100	5100
PCB-197/200	PCB-197/200	ng/kg	290	760	2200	96 J	930	160 J	670	390	1600
PCB-198/199	PCB-198/199	ng/kg	2800	9500	27000	1100	11000	1500	7300	4400	20000
PCB-201	40186-71-8	ng/kg	270	620	1700	79 J	770	150	630	350	1500
PCB-202	2136-99-4	ng/kg	580	1400	4000	180	1800	300	1400	780	3400
PCB-203	52663-76-0	ng/kg	2000	5400	15000	680	6700	990	4900	2700	12000
PCB-204	74472-52-9	ng/kg	< 87 U	< 84 U	< 86 U	< 88 U	< 90 U	< 87 U	< 87 U	< 85 U	< 84 U
PCB-205	74472-53-0	ng/kg	120	350	970	< 88 U	390	66 J	290	150	690
PCB-206	40186-72-9	ng/kg	1200	3100	8900	430	4200	630	3000	1600	6900
PCB-207	52663-79-3	ng/kg	120	270	780	< 88 U	380	69 J	300	160	640
PCB-208	52663-77-1	ng/kg	500	1100	3200	160	1600	250	1200	650	2800
PCB-209	2051-24-3	ng/kg	600	1200	3600	210	2200	350	1500	790	3500
Total PCB TEQ (Bird)	RA-TEQ-B-PCB	ng/kg	217.8955	545.5531	1419.12	66.04121	626.6908	71.4388	326.129	163.3624	676.662

Table 32
Fish Tissue Analytical Results
Phase 2 Data Evaluation Summary Memorandum
Lower Neponset River
Boston and Milton, Massachusetts

			Location	24F-0002-WS33S	24F-0002-WS34S	24F-0002-WS34S	24F-0002-WS35S	24F-0002-WS35S	24F-0002-WS39S	24F-0002-WS39S	24F-0002-WS40S	24F-0002-WS40S
			Sample Name	24F-0002-WS33S-O	24F-0002-WS34S-F	24F-0002-WS34S-O	24F-0002-WS35S-F	24F-0002-WS35S-O	24F-0002-WS39S-F	24F-0002-WS39S-O	24F-0002-WS40S-F	24F-0002-WS40S-O
			Sample Date	10/17/2024	10/18/2024	10/18/2024	10/18/2024	10/18/2024	10/18/2024	10/18/2024	10/18/2024	10/18/2024
			Sample Type	N	N	N	N	N	N	N	N	N
			Tissue Type	Offal	Fillet	Offal	Fillet	Offal	Fillet	Offal	Fillet	Offal
			Fish Type	White Sucker	White Sucker	White Sucker	White Sucker	White Sucker	White Sucker	White Sucker	White Sucker	White Sucker
			Reach	Phase 2	Phase 2	Phase 2	Phase 2	Phase 2	Phase 2	Phase 2	Phase 2	Phase 2
Analyte	CAS Number	Units										
Total PCB TEQ (Fish)	RA-TEQ-F-PCB	ng/kg	0.88325	3.42455	8.8635	0.282505	3.9494	0.3419	1.552	1.4552	5.58
Total PCB TEQ (Mammal)	RA-TEQ-M-PCB	ng/kg	2.8945	31.6293	83.159	1.04503	36.7164	1.3514	5.687	16.1572	56.917
Total Decachlorobiphenyls	RA_Total_DECPCB	ng/kg	600	1200	3600	210	2200	350	1500	790	3500
Total Dichlorobiphenyls	RA_Total_DIPCB	ng/kg	53330	84980	215190	12060	114910	37000	162520	58520	283290
Total Heptachlorobiphenyls	RA_Total_HEPPCB	ng/kg	39715	129139	360369	15209	139213	21958	98178	57817	255567
Total Hexachlorobiphenyls	RA_Total_HEXPCB	ng/kg	214080	578441	1485390	76111	643366	119238	492790	284717	1156650
Total Monochlorobiphenyls	RA_Total_MONPCB	ng/kg	7330	11250	31797	1646	19350	8750	39660	12120	76640
Total Nonachlorobiphenyls	RA_Total_NONPCB	ng/kg	1820	4470	12880	590	6180	949	4500	2410	10340
Total Octachlorobiphenyls	RA_Total_OCTPCB	ng/kg	9740	29170	83470	3499	34260	5026	24420	13580	60690
Total PCB Congeners	RA_Tot_PCB_Cong	ng/kg	1663100	4168490	10553900	531155	4451970	739051	3191620	1692990	7062280
Total Pentachlorobiphenyls	RA_Total_PENPCB	ng/kg	319980	866660	2169850	106800	808970	146560	623910	359947	1409720
Total Tetrachlorobiphenyls	RA_Total_TETPCB	ng/kg	656600	1738880	4342260	219000	1901320	254910	1173540	623960	2579590
Total Trichlorobiphenyls	RA_Total_TRICPB	ng/kg	359900	724300	1849090	96030	782200	144310	570600	279130	1226300
TCL Pesticides												
ALDRIN	309-00-2	ug/kg	< 0.22 U	< 0.22 U	< 0.22 U	R	< 0.22 U	< 0.22 U	< 0.22 U	< 0.22 U	< 0.22 U
ALPHA BHC (ALPHA HEXACHLOROCYCLOHEXANE	319-84-6	ug/kg	< 0.26 U	< 0.26 U	< 0.26 U	< 0.26 U	< 0.26 U	< 0.26 U	< 0.26 U	< 0.26 U	< 0.26 U
ALPHA ENDOSULFAN (ENDOSULFAN I)	959-98-8	ug/kg	< 0.42 U	< 0.42 U	< 0.42 U	< 0.42 UJ	< 0.42 U	< 0.42 UJ	< 0.42 UJ	< 0.42 UJ	< 0.42 UJ
BETA BHC (BETA HEXACHLOROCYCLOHEXANE)	319-85-7	ug/kg	< 0.40 U	< 0.40 U	< 0.40 U	< 0.40 U	< 0.40 U	< 0.40 U	< 0.40 U	< 0.40 U	< 0.40 U
BETA ENDOSULFAN (ENDOSULFAN II)	33213-65-9	ug/kg	< 0.35 U	< 0.35 U	< 0.35 U	< 0.35 UJ	< 0.35 U	< 0.35 UJ	< 0.35 U	< 0.35 U	< 0.35 U
cis-Chlordane (alpha-Chlordane)	5103-71-9	ug/kg	18	28	62	6.4	38	7.8	16	17	35
DELTA BHC (DELTA HEXACHLOROCYCLOHEXANE	319-86-8	ug/kg	< 0.28 UJ	< 0.28 UJ	< 0.28 UJ	< 0.28 UJ	< 0.28 UJ	< 0.28 UJ	< 0.28 UJ	< 0.28 UJ	< 0.28 UJ
DIELDRIN	60-57-1	ug/kg	1.9	3.2	5.3	0.57 J	3.7	0.76 J-	1.9	1.7	4.7
ENDOSULFAN SULFATE	1031-07-8	ug/kg	< 0.22 U	< 0.22 U	< 0.22 U	< 0.22 UJ	< 0.22 U	< 0.22 UJ	< 0.22 U	< 0.22 U	< 0.22 U
ENDRIN	72-20-8	ug/kg	< 0.45 U	< 0.45 U	< 0.45 U	< 0.45 U	< 0.45 U	< 0.45 U	< 0.45 U	< 0.45 U	< 0.45 U
ENDRIN ALDEHYDE	7421-93-4	ug/kg	< 0.56 U	< 0.56 U	< 0.56 U	< 0.56 UJ	< 0.56 U	< 0.56 UJ	< 0.56 U	< 0.56 U	< 0.56 U
ENDRIN KETONE	53494-70-5	ug/kg	< 0.16 U	< 0.16 U	< 0.16 U	< 0.16 U	< 0.16 U	< 0.16 U	< 0.16 U	< 0.16 U	< 0.16 U
GAMMA BHC (LINDANE)	58-89-9	ug/kg	< 0.17 U	< 0.17 U	< 0.17 U	< 0.17 U	< 0.17 U	< 0.17 U	< 0.17 U	< 0.17 U	< 0.17 U
HEPTACHLOR	76-44-8	ug/kg	< 0.090 U	< 0.090 U	< 0.090 U	< 0.090 U	< 0.090 U	< 0.090 U	< 0.090 U	< 0.090 U	< 0.090 U
HEPTACHLOR EPOXIDE	1024-57-3	ug/kg	0.92	1.9	3.2	0.27 J	1.9	0.30 J	0.81 J	0.66 J	1.9
METHOXYCHLOR	72-43-5	ug/kg	< 0.15 U	< 0.15 U	< 0.15 U	< 0.15 U	< 0.15 U	< 0.15 U	< 0.15 U	< 0.15 U	< 0.15 U
P,P'-DDD (4,4'-DDD)	72-54-8	ug/kg	44	65	110	13	96	19 J-	47	38	130
P,P'-DDE (4,4'-DDE)	72-55-9	ug/kg	87	86	210	22 J+	150	33 J-	87	83	250
P,P'-DDT (4,4'-DDT)	50-29-3	ug/kg	1.4	6.6	12	1.0	2.9	2.0	3.5	9.3	24
Trans-Chlordane (Gamma-Chlordane)	5103-74-2	ug/kg	13	19	34	2.5	16	3.6	8.4	6.2	14
TAL Metals												
Aluminum	7429-90-5	mg/kg	< 53 U	< 52 U	< 53 U	< 49 U	< 49 U	< 51 U	< 51 U	< 51 U	< 50 U
Antimony	7440-36-0	mg/kg	< 2.1 U	< 2.1 U	< 2.1 U	< 1.9 U	< 2.0 U	< 2.0 U	< 2.0 U	< 2.0 U	< 2.0 U
Arsenic	7440-38-2	mg/kg	< 2.1 U	< 2.1 U	< 2.1 U	< 1.9 U	< 2.0 U	< 2.0 U	< 2.0 U	< 2.0 U	< 2.0 U
Barium	7440-39-3	mg/kg	< 21 U	< 21 U	< 21 U	< 19 U	< 20 U	< 20 U	< 20 U	< 20 U	< 20 U
Beryllium	7440-41-7	mg/kg	< 0.21 U	< 0.21 U	< 0.21 U	< 0.19 U	< 0.20 U	< 0.20 U	< 0.20 U	< 0.20 U	< 0.20 U
Cadmium	7440-43-9	mg/kg	< 0.53 U	< 0.52 U	< 0.53 U	< 0.49 U	< 0.49 U	< 0.51 U	< 0.51 U	< 0.51 U	< 0.50 U
Calcium	7440-70-2	mg/kg	16500	< 520 UJ	15800	< 490 UJ	17500	< 510 UJ	12700	< 510 U	11000
Chromium, Total	7440-47-3	mg/kg	< 1.1 U	< 1.0 U	1.5	< 0.97 U	< 0.98 U	< 1.0 U	< 1.0 U	< 1.0 U	< 1.0 U
Cobalt	7440-48-4	mg/kg	< 5.3 U	< 5.2 U	< 5.3 U	< 4.9 U	< 4.9 U	< 5.1 U	< 5.1 U	< 5.1 U	< 5.0 U
Copper	7440-50-8	mg/kg	< 2.6 U	< 2.6 U	< 2.6 U	< 2.4 U	< 2.5 U	< 2.5 U	< 2.5 U	< 2.5 U	< 2.5 U
Iron	7439-89-6	mg/kg	62.7	< 52 U	< 53 U	< 49 U	58.4	< 51 U	126	< 51 U	< 50 U
Lead	7439-92-1	mg/kg	< 2.1 U	< 2.1 U	< 2.1 U	< 1.9 U	< 2.0 U	< 2.0 U	< 2.0 U	< 2.0 U	< 2.0 U
Magnesium	7439-95-4	mg/kg	< 530 U	< 520 U	< 530 U	< 490 U	< 490 U	< 510 U	< 510 U	< 510 U	< 500 U
Manganese	7439-96-5	mg/kg	38.0	< 1.6 U	25.6	< 1.5 U	39.1	< 1.5 U	39.8	< 1.5 U	18.2
Nickel	7440-02-0	mg/kg	< 4.2 U	< 4.2 U	< 4.2 U	< 3.9 U	< 3.9 U	< 4.0 U	< 4.0 U	< 4.0 U	< 4.0 U
Potassium	7440-09-7	mg/kg	2220	3100 J	2010	3040 J	2050	3410 J	2370	3260	2420
Selenium	7782-49-2	mg/kg	< 2.1 U	< 2.1 U	< 2.1 U	< 1.9 U	< 2.0 U	< 2.0 U	< 2.0 U	< 2.0 U	< 2.0 U
Silver	7440-22-4	mg/kg	< 0.53 U	< 0.52 U	< 0.53 U	< 0.49 U	< 0.49 U	< 0.51 U	< 0.51 U	< 0.51 U	< 0.50 U
Sodium	7440-23-5	mg/kg	1220	< 1000 U	1230	< 970 U	1100	< 1000 U	1020	< 1000 U	1100
Thallium	7440-28-0	mg/kg	< 1.1 U	< 1.0 U	< 1.1 U	< 0.97 U	< 0.98 U	< 1.0 U	< 1.0 U	< 1.0 U	< 10 U
Vanadium	7440-62-2	mg/kg	< 5.3 U	< 5.2 U	< 5.3 U	< 4.9 U	< 4.9 U	< 5.1 U	< 5.1 U	< 5.1 U	< 5.0 U
Zinc	7440-66-6	mg/kg	23.3	10.3	21.7	8.4	21.4	7.4	20.0	13.2	30.1

Table 32
Fish Tissue Analytical Results
Phase 2 Data Evaluation Summary Memorandum
Lower Neponset River
Boston and Milton, Massachusetts

Notes:
(a) Bold font indicates detected concentration.

Sums and TEQ:
(a) The homolog groups sums for PCBs and PCDD/Fs were calculated by summing the detected congeners in each group; if no congeners in a group were detected, the maximum reporting detection limit for any individual congener in that homolog group was used.
(b) The concentration of total PCB congeners was calculated as the sum of detected congeners in each sample.
(c) PCDD/F TEQ and PCB Toxic Equivalency (TEQ) values were calculated by summing the detected compounds in each group that have been multiplied by their specific Toxic Equivalency Factors (TEFs); see Table 51 for more details. For any sample that did not have any detected compounds, the resulting TEQ is shown as a zero.
(d) For coelution of dioxin-like (DL) and non-DL congeners, TEF is applied to the full reported concentration.
(e) Calculated total values are inclusive of Estimated Maximum Possible Concentration (EMPC) results.

Analytes:
PCB - polychlorinated biphenyl
PCDD/F - polychlorinated dibenzodioxins/furans
TAL - target analyte list
TCL - target compound list

Units:
% - percent
ng/g - nanograms per gram
ng/kg - nanograms per kilogram
mg/kg - miligrams per kilogram
ug/kg - micrograms per kilogram

Qualifiers:
B - Indicates the analyte is detected in the associated blank as well as in the sample.
J - The analyte was positively identified; the associated numerical value is the approximate concentration of the analyte in the sample.
J- -The analyte was positively identified; the associated numerical value is the approximate concentration of the analyte in the sample with a potential low bias.
J+ - The analyte was positively identified; the associated numerical value is the approximate concentration of the analyte in the sample with a potential high bias.
R - The sample results are rejected due to serious deficiencies in the ability to analyze the sample and meet quality control criteria.
The presence or absence of the analyte cannot be verified.
UJ - The analyte was not detected above the reported detection limit. However, the reported detection limit is approximate and may or may not represent the actual limit of quantitation necessary to accurately and precisely measure the analyte in the sample.
U - The analyte was analyzed for but was not detected above the reported detection limit.

Sample Type:
N - normal

Table 33
Fillet Tissue Analytical Results Compared to Human Health PALs
Phase 2 Data Evaluation Summary Memorandum
Lower Neponset River
Boston and Milton, Massachusetts

				Location	24F-0001-BB13S	24F-0001-BB15S	24F-0001-BB17S	24F-0001-BB30S	24F-0001-BB44S	24F-0001-BB47S	24F-0001-BB55S	24F-0001-BB56S
				Sample Name	24F-0001-BB13S-F	24F-0001-BB15S-F	24F-0001-BB17S-F	24F-0001-BB30S-F	24F-0001-BB44S-F	24F-0001-BB47S-F	24F-0001-BB55S-F	24F-0001-BB56S-F
				Sample Date	10/15/2024	10/15/2024	10/15/2024	10/16/2024	10/25/2024	10/29/2024	11/1/2024	11/1/2024
				Sample Type	N	N	N	N	N	N	N	N
				Tissue Type	Fillet	Fillet	Fillet	Fillet	Fillet	Fillet	Fillet	Fillet
				Fish Type	Brown Bullhead	Brown Bullhead	Brown Bullhead	Brown Bullhead	Brown Bullhead	Brown Bullhead	Brown Bullhead	Brown Bullhead
				Reach	Phase 1	Phase 1	Phase 1	Phase 1	Phase 1	Phase 1	Phase 1	Phase 1
Analyte	Cas No.	Units	Human Health PAL									
PCDD/F												
Total PCDD/F TEQ (Mammal)	RA-TEQ-M-DF	ng/kg	0.054	0	0	0	0	0.063	0	0	0
Mercury												
METHYL MERCURY	22967-92-6	ng/g	26.1	666	-	210	492	190	-	333	414
Mercury	7439-97-6	ng/g	78.2	642	-	234	580	182	-	346	447
PCB Congeners												
Total PCB Congeners	RA_Tot_PCB_Cong	ng/kg	3510	218099	317665	297681	280391	74438.7	65000.8	109535	121401
Total PCB TEQ (Mammal)	RA-TEQ-M-PCB	ng/kg	0.054	2.34673	2.36732	0.7473	0.64198	0.81856	0.92586	0.23713	1.47926
TCL Pesticides												
ALDRIN	309-00-2	ug/kg	0.413	< 0.22 U	< 0.22 U	< 0.22 U	< 0.22 U	< 0.22 U	< 0.22 U	< 0.22 U	< 0.23 U
ALPHA BHC (ALPHA HEXACHLOROCYCLOHEXANE)	319-84-6	ug/kg	1.11	< 0.26 U	< 0.26 U	< 0.26 U	< 0.26 U	< 0.26 U	< 0.26 U	< 0.26 U	< 0.27 U
ALPHA ENDOSULFAN (ENDOSULFAN I)	959-98-8	ug/kg	1560	< 0.42 UJ	< 0.42 UJ	< 0.42 UJ	< 0.42 UJ	< 0.42 UJ	< 0.42 UJ	< 0.42 UJ	< 0.44 UJ
BETA BHC (BETA HEXACHLOROCYCLOHEXANE)	319-85-7	ug/kg	3.9	< 0.40 U	< 0.40 U	< 0.40 U	< 0.40 U	< 0.40 U	< 0.40 U	< 0.40 U	< 0.42 U
BETA ENDOSULFAN (ENDOSULFAN II)	33213-65-9	ug/kg	1560	< 0.35 UJ	< 0.35 UJ	< 0.35 UJ	< 0.35 UJ	< 0.35 UJ	< 0.35 UJ	< 0.35 UJ	< 0.37 UJ
cis-Chlordane (alpha-Chlordane)	5103-71-9	ug/kg	130	0.21 J	2.3	0.69 J	1.2	0.43 J	0.19 J	0.32 J	0.46 J
DELTA BHC (DELTA HEXACHLOROCYCLOHEXANE)	319-86-8	ug/kg	0.0156	< 0.28 UJ	< 0.28 UJ	< 0.28 UJ	< 0.28 UJ	< 0.28 UJ	< 0.28 UJ	< 0.28 UJ	< 0.30 UJ
DIELDRIN	60-57-1	ug/kg	0.439	< 0.22 U	0.27 J	< 0.22 U	< 0.22 U	< 0.22 U	< 0.22 U	< 0.22 U	< 0.23 U
ENDOSULFAN SULFATE	1031-07-8	ug/kg	1560	< 0.22 U	< 0.22 U	< 0.22 U	< 0.22 U	< 0.22 U	< 0.22 U	< 0.22 U	< 0.23 U
ENDRIN	72-20-8	ug/kg	78.2	< 0.45 U	< 0.45 U	< 0.45 U	< 0.45 U	< 0.45 U	< 0.45 U	< 0.45 U	< 0.47 U
ENDRIN ALDEHYDE	7421-93-4	ug/kg	78.2	< 0.56 U	< 0.56 U	< 0.56 U	< 0.56 U	< 0.56 U	< 0.56 U	< 0.56 U	< 0.59 U
ENDRIN KETONE	53494-70-5	ug/kg	78.2	< 0.16 U	< 0.16 U	< 0.16 U	< 0.16 U	< 0.16 U	< 0.16 U	< 0.16 U	< 0.17 U
GAMMA BHC (LINDANE)	58-89-9	ug/kg	0.209	< 0.17 U	< 0.17 U	< 0.17 U	< 0.17 U	< 0.17 U	< 0.17 U	< 0.17 U	< 0.18 U
HEPTACHLOR	76-44-8	ug/kg	1.56	< 0.090 U	< 0.090 U	< 0.090 U	< 0.090 U	< 0.090 U	< 0.090 U	< 0.090 U	< 0.094 U
HEPTACHLOR EPOXIDE	1024-57-3	ug/kg	0.771	< 0.061 U	0.16 J	0.12 J	< 0.061 U	< 0.061 U	< 0.061 U	< 0.061 U	< 0.064 U
METHOXYCHLOR	72-43-5	ug/kg	1300	< 0.15 U	< 0.15 U	< 0.15 U	< 0.15 U	< 0.15 U	< 0.15 U	< 0.15 U	< 0.16 U
P,P'-DDD (4,4'-DDD)	72-54-8	ug/kg	29.2	0.61 J	2.7	1.7	2.7 J+	1.0	0.51 J	0.80 J	0.73 J
P,P'-DDE (4,4'-DDE)	72-55-9	ug/kg	20.6	1.5 J	3.9	3.5	4.9 J+	1.8 J	2.2 J	1.6 J	1.0 J
P,P'-DDT (4,4'-DDT)	50-29-3	ug/kg	20.6	< 0.35 U	< 0.35 U	< 0.35 U	< 0.35 U	< 0.35 U	< 0.35 U	< 0.35 U	< 0.37 U
Trans-Chlordane (Gamma-Chlordane)	5103-74-2	ug/kg	130	< 0.13 U	1.3	0.41 J	0.49 J	0.29 J	< 0.13 U	0.17 J	0.36 J
TAL Metals												
Aluminum	7429-90-5	mg/kg	261	-	< 47 U	-	-	-	< 47 U	-	-
Antimony	7440-36-0	mg/kg	0.104	-	< 1.9 U	-	-	-	< 1.9 U	-	-
Arsenic	7440-38-2	mg/kg	0.00468	-	< 1.9 U	-	-	-	< 1.9 U	-	-
Barium	7440-39-3	mg/kg	52.1	-	< 19 U	-	-	-	< 19 U	-	-
Beryllium	7440-41-7	mg/kg	0.521	-	< 0.19 U	-	-	-	< 0.19 U	-	-
Cadmium	7440-43-9	mg/kg	0.0261	-	< 0.47 U	-	-	-	< 0.47 U	-	-
Chromium, Total	7440-47-3	mg/kg	0.0439	-	< 0.94 U	-	-	-	< 0.93 U	-	-
Cobalt	7440-48-4	mg/kg	0.0782	-	< 4.7 U	-	-	-	< 4.7 U	-	-
Copper	7440-50-8	mg/kg	10.4	-	< 2.3 U	-	-	-	< 2.3 U	-	-
Iron	7439-89-6	mg/kg	183	-	< 47 U	-	-	-	< 47 U	-	-
Lead	7439-92-1	mg/kg		-	< 1.9 U	-	-	-	< 1.9 U	-	-
Manganese	7439-96-5	mg/kg	36.5	-	< 1.4 U	-	-	-	< 1.4 U	-	-
Nickel	7440-02-0	mg/kg	5.21	-	< 3.7 U	-	-	-	< 3.7 U	-	-
Selenium	7782-49-2	mg/kg	1.3	-	< 1.9 U	-	-	-	< 1.9 U	-	-
Silver	7440-22-4	mg/kg	1.3	-	< 0.47 U	-	-	-	< 0.47 U	-	-
Thallium	7440-28-0	mg/kg	0.00261	-	< 0.94 U	-	-	-	< 0.93 U	-	-
Vanadium	7440-62-2	mg/kg	1.31	-	< 4.7 U	-	-	-	< 4.7 U	-	-
Zinc	7440-66-6	mg/kg	78.2	-	5.4	-	-	-	5.7	-	-

Table 33
Fillet Tissue Analytical Results Compared to Human Health PALs
Phase 2 Data Evaluation Summary Memorandum
Lower Neponset River
Boston and Milton, Massachusetts

			Location	24F-0001-WS10S	24F-0001-WS11S	24F-0001-WS18S	24F-0001-WS24S	24F-0001-WS27S	24F-0001-WS28S	24F-0001-WS48S	24F-0001-WS52S
			Sample Name	24F-0001-WS10S-F	24F-0001-WS11S-F	24F-0001-WS18S-F	24F-0001-WS24S-F	24F-0001-WS27S-F	24F-0001-WS28S-F	24F-0001-WS48S-F	24F-0001-WS52S-F
			Sample Date	10/14/2024	10/14/2024	10/15/2024	10/15/2024	10/16/2024	10/16/2024	10/29/2024	10/30/2024
			Sample Type	N	N	N	N	N	N	N	N
			Tissue Type	Fillet	Fillet	Fillet	Fillet	Fillet	Fillet	Fillet	Fillet
			Fish Type	White Sucker	White Sucker	White Sucker	White Sucker	White Sucker	White Sucker	White Sucker	White Sucker
			Reach	Phase 1	Phase 1	Phase 1	Phase 1	Phase 1	Phase 1	Phase 1	Phase 1
Analyte	Cas No.	Units	Human Health PAL								
PCDD/F											
Total PCDD/F TEQ (Mammal)	RA-TEQ-M-DF	ng/kg	0.054	0.08	0.13	2.932	0.21	1.918	0.18	2.639	2.408
Mercury											
METHYL MERCURY	22967-92-6	ng/g	26.1	444	647	550	523	467	534	511	622
Mercury	7439-97-6	ng/g	78.2	401	588	511	586	437	539	469	668
PCB Congeners											
Total PCB Congeners	RA_Tot_PCB_Cong	ng/kg	3510	507012	666568	2384570	683446	880955	848881	1119930	945079
Total PCB TEQ (Mammal)	RA-TEQ-M-PCB	ng/kg	0.054	0.8762	1.14965	21.6142	1.3031	1.2811	1.5898	2.4379	8.6612
TCL Pesticides											
ALDRIN	309-00-2	ug/kg	0.413	< 0.22 U	< 0.22 U	< 0.22 U	< 0.22 U	< 0.22 U	< 0.22 U	< 0.22 U	< 0.22 U
ALPHA BHC (ALPHA HEXACHLOROCYCLOHEXANE)	319-84-6	ug/kg	1.11	< 0.26 U	< 0.26 U	< 0.26 U	< 0.26 U	< 0.26 U	< 0.26 U	< 0.26 U	< 0.26 U
ALPHA ENDOSULFAN (ENDOSULFAN I)	959-98-8	ug/kg	1560	< 0.42 U	< 0.42 U	< 0.42 U	< 0.42 U	< 0.42 U	< 0.42 U	< 0.42 U	< 0.42 U
BETA BHC (BETA HEXACHLOROCYCLOHEXANE)	319-85-7	ug/kg	3.9	< 0.40 U	< 0.40 U	< 0.40 U	< 0.40 U	< 0.40 U	< 0.40 U	< 0.40 U	< 0.40 U
BETA ENDOSULFAN (ENDOSULFAN II)	33213-65-9	ug/kg	1560	< 0.35 U	< 0.35 U	< 0.35 U	< 0.35 UJ	< 0.35 U	< 0.35 U	< 0.35 U	< 0.35 U
cis-Chlordane (alpha-Chlordane)	5103-71-9	ug/kg	130	5.8	5.6	14	10 J-	9.8	6.9	6.5	11
DELTA BHC (DELTA HEXACHLOROCYCLOHEXANE)	319-86-8	ug/kg	0.0156	< 0.28 UJ	< 0.28 UJ	< 0.28 UJ	< 0.28 UJ	< 0.28 UJ	< 0.28 UJ	< 0.28 UJ	< 0.28 UJ
DIELDRIN	60-57-1	ug/kg	0.439	0.54 J	0.59 J	1.8	1.1 J-	1.3	0.62 J	0.41 J	1.0
ENDOSULFAN SULFATE	1031-07-8	ug/kg	1560	< 0.22 U	< 0.22 U	< 0.22 U	< 0.22 UJ	< 0.22 U	< 0.22 U	< 0.22 U	< 0.22 U
ENDRIN	72-20-8	ug/kg	78.2	< 0.45 U	< 0.45 U	< 0.45 U	< 0.45 U	< 0.45 U	< 0.45 U	< 0.45 U	< 0.45 U
ENDRIN ALDEHYDE	7421-93-4	ug/kg	78.2	< 0.56 U	< 0.56 U	< 0.56 U	< 0.56 UJ	< 0.56 U	< 0.56 U	< 0.56 U	< 0.56 U
ENDRIN KETONE	53494-70-5	ug/kg	78.2	< 0.16 U	< 0.16 U	< 0.16 U	< 0.16 U	< 0.16 U	< 0.16 U	< 0.16 U	< 0.16 U
GAMMA BHC (LINDANE)	58-89-9	ug/kg	0.209	< 0.17 U	< 0.17 U	< 0.17 U	< 0.17 U	< 0.17 U	< 0.17 U	< 0.17 U	< 0.17 U
HEPTACHLOR	76-44-8	ug/kg	1.56	< 0.090 U	< 0.090 U	< 0.090 U	< 0.090 U	< 0.090 U	< 0.090 U	< 0.090 U	< 0.090 U
HEPTACHLOR EPOXIDE	1024-57-3	ug/kg	0.771	0.22 J	0.21 J	0.72 J	0.49 J	0.56 J	0.28 J	0.13 J	0.40 J
METHOXYCHLOR	72-43-5	ug/kg	1300	< 0.15 U	< 0.15 U	< 0.15 U	< 0.15 U	< 0.15 U	< 0.15 U	< 0.15 U	< 0.15 U
P,P'-DDD (4,4'-DDD)	72-54-8	ug/kg	29.2	12	12	31	21 J-	15	15	20	27
P,P'-DDE (4,4'-DDE)	72-55-9	ug/kg	20.6	21	25	59	55	28	30	70	56
P,P'-DDT (4,4'-DDT)	50-29-3	ug/kg	20.6	2.2	2.4	5.7	4.3	3.5	3.3	4.5	5.6
Trans-Chlordane (Gamma-Chlordane)	5103-74-2	ug/kg	130	2.8	3.0	9.4	5.0	6.5	2.5	2.9	5.0
TAL Metals											
Aluminum	7429-90-5	mg/kg	261	< 48 U	< 49 U	< 51 U	< 53 U	< 51 U	< 49 U	< 49 U	< 50 U
Antimony	7440-36-0	mg/kg	0.104	< 1.9 U	< 2.0 U	< 2.1 U	< 2.1 U	< 2.0 U	< 1.9 U	< 2.0 U	< 2.0 U
Arsenic	7440-38-2	mg/kg	0.00468	< 1.9 U	< 2.0 U	< 2.1 U	< 2.1 U	< 2.0 U	< 1.9 U	< 2.0 U	< 2.0 U
Barium	7440-39-3	mg/kg	52.1	< 19 U	< 20 U	< 21 U	< 21 U	< 20 U	< 19 U	< 20 U	< 20 U
Beryllium	7440-41-7	mg/kg	0.521	< 0.19 U	< 0.20 U	< 0.21 U	< 0.21 U	< 0.20 U	< 0.19 U	< 0.20 U	< 0.20 U
Cadmium	7440-43-9	mg/kg	0.0261	< 0.48 U	< 0.49 U	< 0.51 U	< 0.53 U	< 0.51 U	< 0.49 U	< 0.49 U	< 0.50 U
Chromium, Total	7440-47-3	mg/kg	0.0439	< 0.95 U	< 0.98 U	< 1.0 U	< 1.1 U	< 1.0 U	< 0.97 U	< 0.99 U	< 1.0 U
Cobalt	7440-48-4	mg/kg	0.0782	< 4.8 U	< 4.9 U	< 5.1 U	< 5.3 U	< 5.1 U	< 4.9 U	< 4.9 U	< 5.0 U
Copper	7440-50-8	mg/kg	10.4	< 2.4 U	< 2.5 U	< 2.6 U	< 2.6 U	< 2.5 U	< 2.4 U	< 2.5 U	< 2.5 U
Iron	7439-89-6	mg/kg	183	< 48 U	< 49 U	< 51 U	< 53 U	< 51 U	< 49 U	< 49 U	< 50 U
Lead	7439-92-1	mg/kg		< 1.9 U	< 2.0 U	< 2.1 U	< 2.1 U	< 2.0 U	< 1.9 U	< 2.0 U	< 2.0 U
Manganese	7439-96-5	mg/kg	36.5	< 1.4 U	< 1.5 U	< 1.5 U	< 1.6 U	< 1.5 U	< 1.5 U	< 1.5 U	< 1.5 U
Nickel	7440-02-0	mg/kg	5.21	< 3.8 U	< 3.9 U	< 4.1 U	< 4.2 U	< 4.1 U	< 3.9 U	< 3.9 U	< 4.0 U
Selenium	7782-49-2	mg/kg	1.3	< 1.9 U	< 2.0 U	< 2.1 U	< 2.1 U	< 2.0 U	< 1.9 U	< 2.0 U	< 2.0 U
Silver	7440-22-4	mg/kg	1.3	< 0.48 U	< 0.49 U	< 0.51 U	< 0.53 U	< 0.51 U	< 0.49 U	< 0.49 U	< 0.50 U
Thallium	7440-28-0	mg/kg	0.00261	< 0.95 U	< 0.98 U	< 1.0 U	< 1.1 U	< 1.0 U	< 0.97 U	< 0.99 U	< 1.0 U
Vanadium	7440-62-2	mg/kg	1.31	< 4.8 U	< 4.9 U	< 5.1 U	< 5.3 U	< 5.1 U	< 4.9 U	< 4.9 U	< 5.0 U
Zinc	7440-66-6	mg/kg	78.2	6.0	< 15 U	< 15 U	< 16 U	< 15 U	< 15 U	< 15 U	< 15 U

Table 33
Fillet Tissue Analytical Results Compared to Human Health PALs
Phase 2 Data Evaluation Summary Memorandum
Lower Neponset River
Boston and Milton, Massachusetts

				Location	24F-0002-BB03S	24F-0002-BB04S	24F-0002-BB06S	24F-0002-BB08S	24F-0002-BB36S	24F-0002-BB38S	24F-0002-BB41S	24F-0002-BB42S
				Sample Name	24F-0002-BB03S-F	24F-0002-BB04S-F	24F-0002-BB06S-F	24F-0002-BB08S-F	24F-0002-BB36S-F	24F-0002-BB38S-F	24F-0002-BB41S-F	24F-0002-BB42S-F
				Sample Date	10/11/2024	10/11/2024	11/11/2024	10/11/2024	10/18/2024	10/18/2024	10/18/2024	10/23/2024
				Sample Type	N	N	N	N	N	N	N	N
				Tissue Type	Fillet	Fillet	Fillet	Fillet	Fillet	Fillet	Fillet	Fillet
				Fish Type	Brown Bullhead	Brown Bullhead	Brown Bullhead	Brown Bullhead	Brown Bullhead	Brown Bullhead	Brown Bullhead	Brown Bullhead
				Reach	Phase 2	Phase 2	Phase 2	Phase 2	Phase 2	Phase 2	Phase 2	Phase 2
Analyte	Cas No.	Units	Human Health PAL									
PCDD/F												
Total PCDD/F TEQ (Mammal)	RA-TEQ-M-DF	ng/kg	0.054	0.72626	0	0	0	0	0	0	0
Mercury												
METHYL MERCURY	22967-92-6	ng/g	26.1	122	613	146	-	-	-	-	-
Mercury	7439-97-6	ng/g	78.2	126	775	167	-	-	-	-	-
PCB Congeners												
Total PCB Congeners	RA_Tot_PCB_Cong	ng/kg	3510	654376	73480.6	148785	43007.9	173252	98226.4	166779	88940.6
Total PCB TEQ (Mammal)	RA-TEQ-M-PCB	ng/kg	0.054	8.4391	0.17329	1.16139	0.096305	2.0256	1.40637	2.90825	0.24397
TCL Pesticides												
ALDRIN	309-00-2	ug/kg	0.413	< 0.22 U	< 0.24 U	< 0.22 U	< 0.22 U	< 0.22 U	< 0.22 U	< 0.22 U	< 0.22 U
ALPHA BHC (ALPHA HEXACHLOROCYCLOHEXANE)	319-84-6	ug/kg	1.11	< 0.26 U	< 0.29 U	< 0.26 U	< 0.26 U	< 0.26 U	< 0.26 U	< 0.26 U	< 0.26 U
ALPHA ENDOSULFAN (ENDOSULFAN I)	959-98-8	ug/kg	1560	< 0.42 U	< 0.46 U	< 0.42 U	< 0.42 UJ	< 0.42 U	< 0.42 U	< 0.42 U	< 0.42 U
BETA BHC (BETA HEXACHLOROCYCLOHEXANE)	319-85-7	ug/kg	3.9	< 0.40 U	< 0.44 U	< 0.40 U	< 0.40 U	< 0.40 U	< 0.40 U	< 0.40 U	< 0.40 U
BETA ENDOSULFAN (ENDOSULFAN II)	33213-65-9	ug/kg	1560	< 0.35 U	< 0.39 U	< 0.35 U	< 0.35 UJ	< 0.35 U	< 0.35 U	< 0.35 U	< 0.35 U
cis-Chlordane (alpha-Chlordane)	5103-71-9	ug/kg	130	1.8	0.35 J	0.40 J	2.6	0.54 J	0.49 J	0.39 J	0.26 J
DELTA BHC (DELTA HEXACHLOROCYCLOHEXANE)	319-86-8	ug/kg	0.0156	< 0.28 UJ	< 0.31 UJ	< 0.28 UJ	< 0.28 UJ	< 0.28 UJ	< 0.28 UJ	< 0.28 UJ	< 0.28 UJ
DIELDRIN	60-57-1	ug/kg	0.439	0.23 J	< 0.24 U	< 0.22 U	0.55 J	< 0.22 U	< 0.22 U	< 0.22 U	< 0.22 U
ENDOSULFAN SULFATE	1031-07-8	ug/kg	1560	< 0.22 U	< 0.24 U	< 0.22 U	< 0.22 U	< 0.22 U	< 0.22 U	< 0.22 U	< 0.22 U
ENDRIN	72-20-8	ug/kg	78.2	< 0.45 U	< 0.49 U	< 0.45 U	< 0.45 U	< 0.45 U	< 0.45 U	< 0.45 U	< 0.45 U
ENDRIN ALDEHYDE	7421-93-4	ug/kg	78.2	< 0.56 U	< 0.61 U	< 0.56 U	< 0.56 U	< 0.56 U	< 0.56 U	< 0.56 U	< 0.56 U
ENDRIN KETONE	53494-70-5	ug/kg	78.2	< 0.16 U	< 0.18 U	< 0.16 U	< 0.16 U	< 0.16 U	< 0.16 U	< 0.16 U	< 0.16 U
GAMMA BHC (LINDANE)	58-89-9	ug/kg	0.209	< 0.17 U	< 0.19 U	< 0.17 U	< 0.17 U	< 0.17 U	< 0.17 U	< 0.17 U	< 0.17 U
HEPTACHLOR	76-44-8	ug/kg	1.56	< 0.090 U	< 0.098 U	< 0.090 U	< 0.090 U	< 0.090 U	< 0.090 U	< 0.090 U	< 0.090 U
HEPTACHLOR EPOXIDE	1024-57-3	ug/kg	0.771	0.10 J	< 0.067 U	< 0.061 U	0.23 J	< 0.061 U	< 0.061 U	< 0.061 U	< 0.061 U
METHOXYCHLOR	72-43-5	ug/kg	1300	< 0.15 U	< 0.17 U	< 0.15 U	< 0.15 U	< 0.15 U	< 0.15 U	< 0.15 U	< 0.15 U
P,P'-DDD (4,4'-DDD)	72-54-8	ug/kg	29.2	2.8	0.51 J	0.62 J	4.0	1.0	0.94	0.52 J	0.37 J
P,P'-DDE (4,4'-DDE)	72-55-9	ug/kg	20.6	4.9	1.8 J	1.5 J	8.1	3.8	4.9	2.0 J	1.0 J
P,P'-DDT (4,4'-DDT)	50-29-3	ug/kg	20.6	< 0.35 U	< 0.39 U	< 0.35 U	0.40 J	< 0.35 U	< 0.35 U	< 0.35 U	< 0.35 U
Trans-Chlordane (Gamma-Chlordane)	5103-74-2	ug/kg	130	1.0	0.18 J	0.22 J	1.3	0.21 J	0.19 J	0.13 J	< 0.13 U
TAL Metals												
Aluminum	7429-90-5	mg/kg	261	< 50 U	-	< 48 U	-	< 51 U	< 49 U	< 49 U	< 51 U
Antimony	7440-36-0	mg/kg	0.104	< 2.0 U	-	< 1.9 U	-	< 2.0 U	< 1.9 U	< 2.0 U	< 2.0 U
Arsenic	7440-38-2	mg/kg	0.00468	< 2.0 U	-	< 1.9 U	-	< 2.0 U	< 1.9 U	< 2.0 U	< 2.0 U
Barium	7440-39-3	mg/kg	52.1	< 20 U	-	< 19 U	-	< 20 U	< 19 U	< 20 U	< 20 U
Beryllium	7440-41-7	mg/kg	0.521	< 0.20 U	-	< 0.19 U	-	< 0.20 U	< 0.19 U	< 0.20 U	< 0.20 U
Cadmium	7440-43-9	mg/kg	0.0261	< 0.50 U	-	< 0.48 U	-	< 0.51 U	< 0.49 U	< 0.49 U	< 0.51 U
Chromium, Total	7440-47-3	mg/kg	0.0439	< 1.0 U	-	< 0.96 U	-	< 1.0 U	< 0.97 U	< 0.98 U	< 1.0 U
Cobalt	7440-48-4	mg/kg	0.0782	< 5.0 U	-	< 4.8 U	-	< 5.1 U	< 4.9 U	< 4.9 U	< 5.1 U
Copper	7440-50-8	mg/kg	10.4	< 2.5 U	-	< 2.4 U	-	< 2.6 U	< 2.4 U	< 2.5 U	< 2.6 U
Iron	7439-89-6	mg/kg	183	< 50 U	-	< 48 U	-	< 51 U	< 49 U	< 49 U	< 51 U
Lead	7439-92-1	mg/kg		< 2.0 U	-	< 1.9 U	-	< 2.0 U	< 1.9 U	< 2.0 U	< 2.0 U
Manganese	7439-96-5	mg/kg	36.5	< 1.5 U	-	< 1.4 U	-	< 1.5 U	< 1.5 U	< 1.5 U	< 1.5 U
Nickel	7440-02-0	mg/kg	5.21	< 4.0 U	-	< 3.8 U	-	< 4.1 U	< 3.9 U	< 3.9 U	< 4.1 U
Selenium	7782-49-2	mg/kg	1.3	< 2.0 U	-	< 1.9 U	-	< 2.0 U	< 1.9 U	< 2.0 U	< 2.0 U
Silver	7440-22-4	mg/kg	1.3	< 0.50 U	-	< 0.48 U	-	< 0.51 U	< 0.49 U	< 0.49 U	< 0.51 U
Thallium	7440-28-0	mg/kg	0.00261	< 1.0 U	-	< 0.96 U	-	< 1.0 U	< 0.97 U	< 0.98 U	< 1.0 U
Vanadium	7440-62-2	mg/kg	1.31	< 5.0 U	-	< 4.8 U	-	< 5.1 U	< 4.9 U	< 4.9 U	< 5.1 U
Zinc	7440-66-6	mg/kg	78.2	< 15 U	-	< 14 U	-	< 5.1 U	5.8	5.3	< 5.1 U

Table 33
Fillet Tissue Analytical Results Compared to Human Health PALs
Phase 2 Data Evaluation Summary Memorandum
Lower Neponset River
Boston and Milton, Massachusetts

			Location	24F-0002-BB43S	24F-0002-WS07S	24F-0002-WS33S	24F-0002-WS34S	24F-0002-WS35S	24F-0002-WS39S	24F-0002-WS40S
			Sample Name	24F-0002-BB43S-F	24F-0002-WS07S-F	24F-0002-WS33S-F	24F-0002-WS34S-F	24F-0002-WS35S-F	24F-0002-WS39S-F	24F-0002-WS40S-F
			Sample Date	10/24/2024	10/11/2024	10/17/2024	10/18/2024	10/18/2024	10/18/2024	10/18/2024
			Sample Type	N	N	N	N	N	N	N
			Tissue Type	Fillet	Fillet	Fillet	Fillet	Fillet	Fillet	Fillet
			Fish Type	Brown Bullhead	White Sucker	White Sucker	White Sucker	White Sucker	White Sucker	White Sucker
			Reach	Phase 2	Phase 2	Phase 2	Phase 2	Phase 2	Phase 2	Phase 2
Analyte	Cas No.	Units	Human Health PAL							
PCDD/F										
Total PCDD/F TEQ (Mammal)	RA-TEQ-M-DF	ng/kg	0.054	0	0.17	0.34	5.173	0.19	0.52	5.1
Mercury										
METHYL MERCURY	22967-92-6	ng/g	26.1	-	491	319	457	576	358	687
Mercury	7439-97-6	ng/g	78.2	-	518	309	457	541	376	640
PCB Congeners										
Total PCB Congeners	RA_Tot_PCB_Cong	ng/kg	3510	131426	571145	432001	4168490	531155	739051	1692990
Total PCB TEQ (Mammal)	RA-TEQ-M-PCB	ng/kg	0.054	0.28992	1.07512	3.19373	31.6293	1.04503	1.3514	16.1572
TCL Pesticides										
ALDRIN	309-00-2	ug/kg	0.413	< 0.22 U	< 0.22 U	< 0.22 U	< 0.22 U	R	< 0.22 U	< 0.22 U
ALPHA BHC (ALPHA HEXACHLOROCYCLOHEXANE)	319-84-6	ug/kg	1.11	< 0.26 U	< 0.26 U	< 0.26 U	< 0.26 U	< 0.26 U	< 0.26 U	< 0.26 U
ALPHA ENDOSULFAN (ENDOSULFAN I)	959-98-8	ug/kg	1560	< 0.42 U	< 0.42 U	< 0.42 U	< 0.42 U	< 0.42 UJ	< 0.42 UJ	< 0.42 UJ
BETA BHC (BETA HEXACHLOROCYCLOHEXANE)	319-85-7	ug/kg	3.9	< 0.40 U	< 0.40 U	< 0.40 U	< 0.40 U	< 0.40 U	< 0.40 U	< 0.40 U
BETA ENDOSULFAN (ENDOSULFAN II)	33213-65-9	ug/kg	1560	< 0.35 U	< 0.35 U	< 0.35 U	< 0.35 U	< 0.35 UJ	< 0.35 UJ	< 0.35 U
cis-Chlordane (alpha-Chlordane)	5103-71-9	ug/kg	130	0.25 J	6.5	6.1	28	6.4	7.8	17
DELTA BHC (DELTA HEXACHLOROCYCLOHEXANE)	319-86-8	ug/kg	0.0156	< 0.28 UJ	< 0.28 UJ	< 0.28 UJ	< 0.28 UJ	< 0.28 UJ	< 0.28 UJ	< 0.28 UJ
DIELDRIN	60-57-1	ug/kg	0.439	< 0.22 U	0.64 J	0.55 J	3.2	0.57 J	0.76 J-	1.7
ENDOSULFAN SULFATE	1031-07-8	ug/kg	1560	< 0.22 U	< 0.22 U	< 0.22 U	< 0.22 U	< 0.22 UJ	< 0.22 UJ	< 0.22 U
ENDRIN	72-20-8	ug/kg	78.2	< 0.45 U	< 0.45 U	< 0.45 U	< 0.45 U	< 0.45 U	< 0.45 U	< 0.45 U
ENDRIN ALDEHYDE	7421-93-4	ug/kg	78.2	< 0.56 U	< 0.56 U	< 0.56 U	< 0.56 U	< 0.56 UJ	< 0.56 UJ	< 0.56 U
ENDRIN KETONE	53494-70-5	ug/kg	78.2	< 0.16 U	< 0.16 U	< 0.16 U	< 0.16 U	< 0.16 U	< 0.16 U	< 0.16 U
GAMMA BHC (LINDANE)	58-89-9	ug/kg	0.209	< 0.17 U	< 0.17 U	< 0.17 U	< 0.17 U	< 0.17 U	< 0.17 U	< 0.17 U
HEPTACHLOR	76-44-8	ug/kg	1.56	< 0.090 U	< 0.090 U	< 0.090 U	< 0.090 U	< 0.090 U	< 0.090 U	< 0.090 U
HEPTACHLOR EPOXIDE	1024-57-3	ug/kg	0.771	< 0.061 U	0.26 J	0.21 J	1.9	0.27 J	0.30 J	0.66 J
METHOXYCHLOR	72-43-5	ug/kg	1300	< 0.15 U	< 0.15 U	< 0.15 U	< 0.15 U	< 0.15 U	< 0.15 U	< 0.15 U
P,P'-DDD (4,4'-DDD)	72-54-8	ug/kg	29.2	0.50 J	11	11	65	13	19 J-	38
P,P'-DDE (4,4'-DDE)	72-55-9	ug/kg	20.6	1.6 J	21	19	86	22 J+	33 J-	83
P,P'-DDT (4,4'-DDT)	50-29-3	ug/kg	20.6	< 0.35 U	2.5	2.4	6.6	1.0	2.0	9.3
Trans-Chlordane (Gamma-Chlordane)	5103-74-2	ug/kg	130	< 0.13 U	3.8	3.7	19	2.5	3.6	6.2
TAL Metals										
Aluminum	7429-90-5	mg/kg	261	< 49 U	< 52 U	< 48 U	< 52 U	< 49 U	< 51 U	< 51 U
Antimony	7440-36-0	mg/kg	0.104	< 2.0 U	< 2.1 U	< 1.9 U	< 2.1 U	< 1.9 U	< 2.0 U	< 2.0 U
Arsenic	7440-38-2	mg/kg	0.00468	< 2.0 U	< 2.1 U	< 1.9 U	< 2.1 U	< 1.9 U	< 2.0 U	< 2.0 U
Barium	7440-39-3	mg/kg	52.1	< 20 U	< 21 U	< 19 U	< 21 U	< 19 U	< 20 U	< 20 U
Beryllium	7440-41-7	mg/kg	0.521	< 0.20 U	< 0.21 U	< 0.19 U	< 0.21 U	< 0.19 U	< 0.20 U	< 0.20 U
Cadmium	7440-43-9	mg/kg	0.0261	< 0.49 U	< 0.52 U	< 0.48 U	< 0.52 U	< 0.49 U	< 0.51 U	< 0.51 U
Chromium, Total	7440-47-3	mg/kg	0.0439	< 0.98 U	< 1.0 U	< 0.96 U	< 1.0 U	< 0.97 U	< 1.0 U	< 1.0 U
Cobalt	7440-48-4	mg/kg	0.0782	< 4.9 U	< 5.2 U	< 4.8 U	< 5.2 U	< 4.9 U	< 5.1 U	< 5.1 U
Copper	7440-50-8	mg/kg	10.4	< 2.5 U	< 2.6 U	< 2.4 U	< 2.6 U	< 2.4 U	< 2.5 U	< 2.5 U
Iron	7439-89-6	mg/kg	183	< 49 U	< 52 U	< 48 U	< 52 U	< 49 U	< 51 U	< 51 U
Lead	7439-92-1	mg/kg		< 2.0 U	< 2.1 U	< 1.9 U	< 2.1 U	< 1.9 U	< 2.0 U	< 2.0 U
Manganese	7439-96-5	mg/kg	36.5	< 1.5 U	< 1.6 U	< 1.4 U	< 1.6 U	< 1.5 U	< 1.5 U	< 1.5 U
Nickel	7440-02-0	mg/kg	5.21	< 3.9 U	< 4.2 U	< 3.8 U	< 4.2 U	< 3.9 U	< 4.0 U	< 4.0 U
Selenium	7782-49-2	mg/kg	1.3	< 2.0 U	< 2.1 U	< 1.9 U	< 2.1 U	< 1.9 U	< 2.0 U	< 2.0 U
Silver	7440-22-4	mg/kg	1.3	< 0.49 U	< 0.52 U	< 0.48 U	< 0.52 U	< 0.49 U	< 0.51 U	< 0.51 U
Thallium	7440-28-0	mg/kg	0.00261	< 0.98 U	< 1.0 U	< 0.96 U	< 1.0 U	< 0.97 U	< 1.0 U	< 1.0 U
Vanadium	7440-62-2	mg/kg	1.31	< 4.9 U	< 5.2 U	< 4.8 U	< 5.2 U	< 4.9 U	< 5.1 U	< 5.1 U
Zinc	7440-66-6	mg/kg	78.2	7.0	10.5	7.6	10.3	8.4	7.4	13.2

Table 33
Fillet Tissue Analytical Results Compared to Human Health PALs
Phase 2 Data Evaluation Summary Memorandum
Lower Neponset River
Boston and Milton, Massachusetts

Notes:
(a) Yellow highlighted values represent detection of the compound at a concentration above the human health PAL; underlined values represent detection of the compound at a concentration above the ecological PAL.
(b) Comparison of the data to the PALs is for informational purposes only and is not an indication of risk.
(c) Bold font indicates detected concentration.

Sums and TEQ:
(a) The homolog groups sums for PCBs and PCDD/Fs were calculated by summing the detected congeners in each group; if no congeners in a group were detected, the maximum reporting detection limit for any individual congener in that homolog group was used.
(b) The concentration of total PCB congeners was calculated as the sum of detected congeners in each sample.
(c) PCDD/F TEQ and PCB Toxic Equivalency (TEQ) values were calculated by summing the detected compounds in each group that have been multiplied by their specific Toxic Equivalency Factors (TEFs); see Table 51 for more details. For any sample that did not have any detected compounds, the resulting TEQ is shown as a zero.
(d) For coelution of dioxin-like (DL) and non-DL congeners, TEF is applied to the full reported concentration.
(e) Calculated total values are inclusive of Estimated Maximum Possible Concentration (EMPC) results.

Project Action Limits (PALs):
A blank cell for the PAL indicates no PAL is available.
See Table 51 for additional details.

Analytes:
PCB - polychlorinated biphenyl
PCDD/F - polychlorinated dibenzodioxins/furans
TAL - target analyte list
TCL - target compound list

Units:
ng/g - nanograms per gram
ng/kg - nanograms per kilogram
mg/kg - miligrams per kilogram
ug/kg - micrograms per kilogram

Qualifiers:
B - Indicates the analyte is detected in the associated blank as well as in the sample.
J - The analyte was positively identified; the associated numerical value is the approximate concentration of the analyte in the sample.
J- -The analyte was positively identified; the associated numerical value is the approximate concentration of the analyte in the sample with a potential low bias.
J+ - The analyte was positively identified; the associated numerical value is the approximate concentration of the analyte in the sample with a potential high bias.
R - The sample results are rejected due to serious deficiencies in the ability to analyze the sample and meet quality control criteria. The presence or absence of the analyte cannot be verified.
UJ - The analyte was not detected above the reported detection limit. However, the reported detection limit is approximate and may or may not represent the actual limit of quantitation necessary to accurately and precisely measure the analyte in the sample.
U - The analyte was analyzed for but was not detected above the reported detection limit.

Sample Type:
N - normal

Table 34
Whole Body Tissue Analytical Results Compared to Ecological PALs
Phase 2 Data Evaluation Summary Memorandum
Lower Neponset River
Boston and Milton, Massachusetts

			Location	24F-0001-BB13S	24F-0001-BB15S	24F-0001-BB17S	24F-0001-BB30S	24F-0001-BB44S	24F-0001-BB47S	24F-0001-BB55S
			Sample Name	24F-0001-BB13S-WB	24F-0001-BB15S-WB	24F-0001-BB17S-WB	24F-0001-BB30S-WB	24F-0001-BB44S-WB	24F-0001-BB47S-WB	24F-0001-BB55S-WB
			Sample Date	10/15/2024	10/15/2024	10/15/2024	10/16/2024	10/25/2024	10/29/2024	11/1/2024
			Sample Type	N	N	N	N	N	N	N
			Tissue Type	Whole Body	Whole Body	Whole Body	Whole Body	Whole Body	Whole Body	Whole Body
			Fish Type	Brown Bullhead	Brown Bullhead	Brown Bullhead	Brown Bullhead	Brown Bullhead	Brown Bullhead	Brown Bullhead
			Reach	Phase 1	Phase 1	Phase 1	Phase 1	Phase 1	Phase 1	Phase 1
Analyte	Cas No.	Units	Ecological PAL							
PCDD/F										
Total PCDD/F TEQ (Bird)	RA-TEQ-B-DF	ng/kg	8	0.36241	0.8105	3.28847	3.87484	0.72102	3.1686	0.0012
Total PCDD/F TEQ (Fish)	RA-TEQ-F-DF	ng/kg	6.4	0.36241	0.2785	1.84997	3.22484	0.06552	2.3686	0.0012
Total PCDD/F TEQ (Mammal)	RA-TEQ-M-DF	ng/kg	0.58	0.53353	0.419	1.85741	3.17632	0.24126	2.3385	0.012
Mercury										
METHYL MERCURY	22967-92-6	ng/g	74	399	229 *O	116	400	126	155 *O	243
Mercury	7439-97-6	ng/g	74	397	220 *O	122	382	118	157 *O	223
PCB Congeners										
Total PCB TEQ (Bird)	RA-TEQ-B-PCB	ng/kg	8	17.2235	19.5439	14.658	60.0266	12.7903	2.1197	16.3858
Total PCB TEQ (Fish)	RA-TEQ-F-PCB	ng/kg	6.4	0.41005	0.3206	0.4365	0.7513	0.22865	0.24631	0.218
Total PCB TEQ (Mammal)	RA-TEQ-M-PCB	ng/kg	0.58	2.62248	2.03316	2.504	3.9578	1.36123	1.57772	1.158
Total PCB Congeners	RA_Tot_PCB_Cong	ng/kg	35000	1000000	860000	1000000	1800000	550000	490000	470000
TCL Pesticides										
ALDRIN	309-00-2	ug/kg		< 0.22 U	< 0.22 U	< 0.22 U	< 0.22 U	< 0.22 U	< 0.22 U	< 0.22 U
ALPHA BHC (ALPHA HEXACHLOROCYCLOHEXANE)	319-84-6	ug/kg		< 0.26 U	< 0.26 U	< 0.26 U	< 0.26 U	< 0.26 U	< 0.26 U	< 0.26 U
ALPHA ENDOSULFAN (ENDOSULFAN I)	959-98-8	ug/kg		< 4.2 U	< 0.42 U	< 0.42 U	< 4.2 U	< 0.42 U	< 0.42 U	< 0.42 U
BETA BHC (BETA HEXACHLOROCYCLOHEXANE)	319-85-7	ug/kg		< 0.40 U	< 0.40 U	< 0.40 U	< 0.40 U	< 0.40 U	< 0.40 U	< 0.40 U
BETA ENDOSULFAN (ENDOSULFAN II)	33213-65-9	ug/kg		< 3.5 U	< 0.35 U	< 0.35 U	< 3.5 U	< 0.35 U	< 0.35 U	< 0.35 U
cis-Chlordane (alpha-Chlordane)	5103-71-9	ug/kg	60	8.5	12	8.5	9.6	5.0	3.8	3.5
DELTA BHC (DELTA HEXACHLOROCYCLOHEXANE)	319-86-8	ug/kg		< 0.28 U	< 0.28 U	< 0.28 U	< 0.28 U	< 0.28 U	< 0.28 U	< 0.28 U
DIELDRIN	60-57-1	ug/kg	44	< 2.2 U	1.5	2.0	< 2.2 U	1.4	0.24	0.92
ENDOSULFAN SULFATE	1031-07-8	ug/kg		< 2.2 U	< 0.22 U	< 0.22 U	< 2.2 U	< 0.22 U	< 0.22 U	< 0.22 U
ENDRIN	72-20-8	ug/kg		< 4.5 U	< 0.45 U	< 0.45 U	< 4.5 U	< 0.45 U	< 0.45 U	< 0.45 U
ENDRIN ALDEHYDE	7421-93-4	ug/kg		< 5.6 U	< 0.56 U	< 0.56 U	< 5.6 U	< 0.56 U	< 0.56 U	< 0.56 U
ENDRIN KETONE	53494-70-5	ug/kg		< 0.16 U	< 0.16 U	< 0.16 U	< 0.16 U	< 0.16 U	< 0.16 U	< 0.16 U
GAMMA BHC (LINDANE)	58-89-9	ug/kg		< 0.17 U	< 0.17 U	< 0.17 U	< 0.17 U	< 0.17 U	< 0.17 U	< 0.17 U
HEPTACHLOR	76-44-8	ug/kg		< 0.090 U	< 0.090 U	< 0.090 U	< 0.090 U	< 0.090 U	< 0.090 U	< 0.090 U
HEPTACHLOR EPOXIDE	1024-57-3	ug/kg		0.54	0.70	1.5	0.51	0.63	0.15	0.46
METHOXYCHLOR	72-43-5	ug/kg		< 0.15 U	< 0.15 U	< 0.15 U	< 0.15 U	< 0.15 U	< 0.15 U	< 0.15 U
P,P'-DDD (4,4'-DDD)	72-54-8	ug/kg	51	21	17	19	26	14	12	11
P,P'-DDE (4,4'-DDE)	72-55-9	ug/kg	51	52	30	57	59	18	53	17
P,P'-DDT (4,4'-DDT)	50-29-3	ug/kg	51	2.0	1.6	1.8	2.8	1.2	1.3	1.0
Trans-Chlordane (Gamma-Chlordane)	5103-74-2	ug/kg	60	3.8	12	4.7	5.3	4.1	1.8	1.9
TAL Metals										
Aluminum	7429-90-5	mg/kg		< 48 U*O	< 47 U	< 51 U*O	< 49 U*O	< 47 U*O	< 51 U	< 49 U*O
Antimony	7440-36-0	mg/kg		< 1.9 U*O	< 1.9 U	< 2.1 U*O	< 1.9 U*O	< 1.9 U*O	< 2.0 U	< 2.0 U*O
Arsenic	7440-38-2	mg/kg	6.6	< 1.9 U*O	< 1.9 U	< 2.1 U*O	< 1.9 U*O	< 1.9 U*O	< 2.0 U	< 2.0 U*O
Barium	7440-39-3	mg/kg		< 19 U*O	< 19 U	< 21 U*O	< 19 U*O	< 19 U*O	< 20 U	< 20 U*O
Beryllium	7440-41-7	mg/kg		< 0.19 U*O	< 0.19 U	< 0.21 U*O	< 0.19 U*O	< 0.19 U*O	< 0.20 U	< 0.20 U*O
Cadmium	7440-43-9	mg/kg	0.15	< 0.48 U*O	< 0.47 U	< 0.51 U*O	< 0.49 U*O	< 0.47 U*O	< 0.51 U	< 0.49 U*O
Chromium, Total	7440-47-3	mg/kg		< 0.96 U*O	< 0.94 U	< 1.0 U*O	< 0.97 U*O	< 0.94 U*O	< 1.0 U	< 0.98 U*O
Cobalt	7440-48-4	mg/kg		< 4.8 U*O	< 4.7 U	< 5.1 U*O	< 4.9 U*O	< 4.7 U*O	< 5.1 U	< 4.9 U*O
Copper	7440-50-8	mg/kg		< 2.4 U*O	< 2.3 U	< 2.6 U*O	< 2.4 U*O	< 2.4 U*O	< 2.5 U	< 2.5 U*O
Iron	7439-89-6	mg/kg		< 48 U*O	< 47 U	< 51 U*O	< 49 U*O	< 47 U*O	< 51 U	< 49 U*O
Lead	7439-92-1	mg/kg	0.12	< 1.9 U*O	< 1.9 U	< 2.1 U*O	< 1.9 U*O	< 1.9 U*O	< 2.0 U	< 2.0 U*O
Manganese	7439-96-5	mg/kg		5.2 *O	4.53	3.5 *O	2.2 *O	4.7 *O	2.49	2.4 *O
Nickel	7440-02-0	mg/kg		< 3.8 U*O	< 3.7 U	< 4.1 U*O	< 3.9 U*O	< 3.8 U*O	< 4.1 U	< 3.9 U*O
Selenium	7782-49-2	mg/kg	0.024	< 1.9 U*O	< 1.9 U	< 2.1 U*O	< 1.9 U*O	< 1.9 U*O	< 2.0 U	< 2.0 U*O
Silver	7440-22-4	mg/kg		< 0.48 U*O	< 0.47 U	< 0.51 U*O	< 0.49 U*O	< 0.47 U*O	< 0.51 U	< 0.49 U*O
Thallium	7440-28-0	mg/kg		< 0.96 U*O	< 0.94 U	< 1.0 U*O	< 0.97 U*O	< 0.94 U*O	< 1.0 U	< 0.98 U*O
Vanadium	7440-62-2	mg/kg		< 4.8 U*O	< 4.7 U	< 5.1 U*O	< 4.9 U*O	< 4.7 U*O	< 5.1 U	< 4.9 U*O
Zinc	7440-66-6	mg/kg		12.6 *O	19.5	16.2 *O	15.1 *O	19.6 *O	15.0	13.8 *O

Table 34
Whole Body Tissue Analytical Results Compared to Ecological PALs
Phase 2 Data Evaluation Summary Memorandum
Lower Neponset River
Boston and Milton, Massachusetts

			Location	24F-0001-BB56S	24F-0001-WS10S	24F-0001-WS11S	24F-0001-WS18S	24F-0001-WS24S	24F-0001-WS27S	24F-0001-WS28S
			Sample Name	24F-0001-BB56S-WB	24F-0001-WS10S-WB	24F-0001-WS11S-WB	24F-0001-WS18S-WB	24F-0001-WS24S-WB	24F-0001-WS27S-WB	24F-0001-WS28S-WB
			Sample Date	11/1/2024	10/14/2024	10/14/2024	10/15/2024	10/15/2024	10/16/2024	10/16/2024
			Sample Type	N	N	N	N	N	N	N
			Tissue Type	Whole Body	Whole Body	Whole Body	Whole Body	Whole Body	Whole Body	Whole Body
			Fish Type	Brown Bullhead	White Sucker	White Sucker	White Sucker	White Sucker	White Sucker	White Sucker
			Reach	Phase 1	Phase 1	Phase 1	Phase 1	Phase 1	Phase 1	Phase 1
Analyte	Cas No.	Units	Ecological PAL							
PCDD/F										
Total PCDD/F TEQ (Bird)	RA-TEQ-B-DF	ng/kg	8	0.3621	6.1884	10.7252	27.33703	11.66808	15.99366	13.30222
Total PCDD/F TEQ (Fish)	RA-TEQ-F-DF	ng/kg	6.4	0.0296	3.1994	5.0252	13.99703	5.69808	7.71866	7.44722
Total PCDD/F TEQ (Mammal)	RA-TEQ-M-DF	ng/kg	0.58	0.156	2.953	4.5792	13.20549	5.30734	7.19128	6.78686
Mercury										
METHYL MERCURY	22967-92-6	ng/g	74	261	257	425	314	335	285	329
Mercury	7439-97-6	ng/g	74	269	250	379	316	372	283	334
PCB Congeners										
Total PCB TEQ (Bird)	RA-TEQ-B-PCB	ng/kg	8	14.7944	187.5096	327.0722	1928.6189	380.5178	249.4853	356.0532
Total PCB TEQ (Fish)	RA-TEQ-F-PCB	ng/kg	6.4	0.2266	0.9093	1.2991	10.199995	2.3464	1.47415	2.3946
Total PCB TEQ (Mammal)	RA-TEQ-M-PCB	ng/kg	0.58	1.3015	3.3778	4.0886	89.014	21.2804	11.4739	21.7346
Total PCB Congeners	RA_Tot_PCB_Cong	ng/kg	35000	430000	2100000	2400000	9700000	2700000	2100000	3200000
TCL Pesticides										
ALDRIN	309-00-2	ug/kg		< 0.23 U	< 0.22 U	< 0.22 U	< 0.22 U	< 0.22 U	< 0.22 U	< 0.22 U
ALPHA BHC (ALPHA HEXACHLOROCYCLOHEXANE)	319-84-6	ug/kg		< 0.27 U	< 0.26 U	< 0.26 U	< 0.26 U	< 0.26 U	< 0.26 U	< 0.26 U
ALPHA ENDOSULFAN (ENDOSULFAN I)	959-98-8	ug/kg		< 0.44 U	< 0.42 U	< 0.42 U	< 0.42 U	< 0.42 U	< 0.42 U	< 0.42 U
BETA BHC (BETA HEXACHLOROCYCLOHEXANE)	319-85-7	ug/kg		< 0.42 U	< 0.40 U	< 0.40 U	< 0.40 U	< 0.40 U	< 0.40 U	< 0.40 U
BETA ENDOSULFAN (ENDOSULFAN II)	33213-65-9	ug/kg		< 0.37 U	< 0.35 U	< 0.35 U	< 0.35 U	< 0.35 U	< 0.35 U	< 0.35 U
cis-Chlordane (alpha-Chlordane)	5103-71-9	ug/kg	60	4.0	15	13	31	20	24	12
DELTA BHC (DELTA HEXACHLOROCYCLOHEXANE)	319-86-8	ug/kg		< 0.30 U	< 0.28 U	< 0.28 U	< 0.28 U	< 0.28 U	< 0.28 U	< 0.28 U
DIELDRIN	60-57-1	ug/kg	44	0.45	1.5	1.5	3.6	2.1	3.4	1.3
ENDOSULFAN SULFATE	1031-07-8	ug/kg		< 0.23 U	< 0.22 U	< 0.22 U	< 0.22 U	< 0.22 U	< 0.22 U	< 0.22 U
ENDRIN	72-20-8	ug/kg		< 0.47 U	< 0.45 U	< 0.45 U	< 0.45 U	< 0.45 U	< 0.45 U	< 0.45 U
ENDRIN ALDEHYDE	7421-93-4	ug/kg		< 0.59 U	< 0.56 U	< 0.56 U	< 0.56 U	< 0.56 U	< 0.56 U	< 0.56 U
ENDRIN KETONE	53494-70-5	ug/kg		< 0.17 U	< 0.16 U	< 0.16 U	< 0.16 U	< 0.16 U	< 0.16 U	< 0.16 U
GAMMA BHC (LINDANE)	58-89-9	ug/kg		< 0.18 U	< 0.17 U	< 0.17 U	< 0.17 U	< 0.17 U	< 0.17 U	< 0.17 U
HEPTACHLOR	76-44-8	ug/kg		< 0.094 U	< 0.090 U	< 0.090 U	< 0.090 U	< 0.090 U	< 0.090 U	< 0.090 U
HEPTACHLOR EPOXIDE	1024-57-3	ug/kg		0.31	0.69	0.61	1.6	1.0	1.7	0.53
METHOXYCHLOR	72-43-5	ug/kg		< 0.16 U	< 0.15 U	< 0.15 U	< 0.15 U	< 0.15 U	< 0.15 U	< 0.15 U
P,P'-DDD (4,4'-DDD)	72-54-8	ug/kg	51	8.0	41	31	81	50	46	32
P,P'-DDE (4,4'-DDE)	72-55-9	ug/kg	51	7.2	68	72	130	120	99	67
P,P'-DDT (4,4'-DDT)	50-29-3	ug/kg	51	0.45	5.2	4.0	14	5.0	11	6.7
Trans-Chlordane (Gamma-Chlordane)	5103-74-2	ug/kg	60	3.2	8.3	7.4	22	9.8	18	5.0
TAL Metals										
Aluminum	7429-90-5	mg/kg		< 53 U*O	< 48 U	< 51 U	< 51 U	< 53 U	< 53 U	< 51 U
Antimony	7440-36-0	mg/kg		< 2.1 U*O	< 1.9 U	< 2.1 U	< 2.1 U	< 2.1 U	< 2.1 U	< 2.0 U
Arsenic	7440-38-2	mg/kg	6.6	< 2.1 U*O	< 1.9 U	< 2.1 U	< 2.1 U	< 2.1 U	< 2.1 U	< 2.0 U
Barium	7440-39-3	mg/kg		< 21 U*O	< 19 U	< 21 U	< 21 U	< 21 U	< 21 U	< 20 U
Beryllium	7440-41-7	mg/kg		< 0.21 U*O	< 0.19 U	< 0.21 U	< 0.21 U	< 0.21 U	< 0.21 U	< 0.20 U
Cadmium	7440-43-9	mg/kg	0.15	< 0.53 U*O	< 2.4 U	< 0.51 U	< 0.51 U	< 0.53 U	< 0.53 U	< 0.51 U
Chromium, Total	7440-47-3	mg/kg		< 1.1 U*O	0.658	< 1.0 U	< 1.0 U	< 1.1 U	< 1.1 U	< 1.0 U
Cobalt	7440-48-4	mg/kg		< 5.3 U*O	< 4.8 U	< 5.1 U	< 5.1 U	< 5.3 U	< 5.3 U	< 5.1 U
Copper	7440-50-8	mg/kg		< 2.6 U*O	< 2.4 U	< 2.6 U	< 2.6 U	< 2.6 U	< 2.6 U	< 2.5 U
Iron	7439-89-6	mg/kg		< 53 U*O	28.7	67.1	46.3	55.0	33.4	74.3
Lead	7439-92-1	mg/kg	0.12	< 2.1 U*O	< 1.9 U	< 2.1 U	< 2.1 U	< 2.1 U	< 2.1 U	< 2.0 U
Manganese	7439-96-5	mg/kg		3.4 *O	17.1	24.7	19.6	23.1	13.5	8.87
Nickel	7440-02-0	mg/kg		< 4.2 U*O	< 3.8 U	< 4.1 U	< 4.1 U	< 4.2 U	< 4.2 U	< 4.1 U
Selenium	7782-49-2	mg/kg	0.024	< 2.1 U*O	< 1.9 U	< 2.1 U	< 2.1 U	< 2.1 U	< 2.1 U	< 2.0 U
Silver	7440-22-4	mg/kg		< 0.53 U*O	< 0.48 U	< 0.51 U	< 0.51 U	< 0.53 U	< 0.53 U	< 0.51 U
Thallium	7440-28-0	mg/kg		< 1.1 U*O	< 0.95 U	< 1.0 U	< 1.0 U	< 1.1 U	< 1.1 U	< 1.0 U
Vanadium	7440-62-2	mg/kg		< 5.3 U*O	< 4.8 U	< 5.1 U	< 5.1 U	< 5.3 U	< 5.3 U	< 5.1 U
Zinc	7440-66-6	mg/kg		21.1 *O	18.0	15.9	13.1	15.1	11.7	< 15 U

Table 34
Whole Body Tissue Analytical Results Compared to Ecological PALs
Phase 2 Data Evaluation Summary Memorandum
Lower Neponset River
Boston and Milton, Massachusetts

				Location	24F-0001-WS48S	24F-0001-WS52S	24F-0002-BB03S	24F-0002-BB04S	24F-0002-BB06S	24F-0002-BB08S	24F-0002-BB36S
				Sample Name	24F-0001-WS48S-WB	24F-0001-WS52S-WB	24F-0002-BB03S-WB	24F-0002-BB04S-WB	24F-0002-BB06S-WB	24F-0002-BB08S-WB	24F-0002-BB36S-WB
				Sample Date	10/29/2024	10/30/2024	10/11/2024	10/11/2024	11/11/2024	10/11/2024	10/18/2024
				Sample Type	N	N	N	N	N	N	N
				Tissue Type	Whole Body	Whole Body	Whole Body	Whole Body	Whole Body	Whole Body	Whole Body
				Fish Type	White Sucker	White Sucker	Brown Bullhead	Brown Bullhead	Brown Bullhead	Brown Bullhead	Brown Bullhead
				Reach	Phase 1	Phase 1	Phase 2	Phase 2	Phase 2	Phase 2	Phase 2
Analyte	Cas No.	Units	Ecological PAL								
PCDD/F											
Total PCDD/F TEQ (Bird)	RA-TEQ-B-DF	ng/kg	8	8.43463	13.3607	0.64668	0.0104	0.04119	0.0016	0.0114
Total PCDD/F TEQ (Fish)	RA-TEQ-F-DF	ng/kg	6.4	5.90963	6.4107	0.18268	0.0104	0.04119	0.0016	0.0114
Total PCDD/F TEQ (Mammal)	RA-TEQ-M-DF	ng/kg	0.58	5.25899	6.1438	0.19403	0.104	0.08357	0.016	0.114
Mercury											
METHYL MERCURY	22967-92-6	ng/g	74	315	395	68.3	439	94.1	202 *O	247 *O
Mercury	7439-97-6	ng/g	74	307	411	74.1	504	107	197 *O	237 *O
PCB Congeners											
Total PCB TEQ (Bird)	RA-TEQ-B-PCB	ng/kg	8	117.3525	138.5845	45.3451	7.4501	41.3418	17.989	14.2258
Total PCB TEQ (Fish)	RA-TEQ-F-PCB	ng/kg	6.4	1.21425	1.71575	0.5675	0.12625	0.27795	0.4961	0.32165
Total PCB TEQ (Mammal)	RA-TEQ-M-PCB	ng/kg	0.58	10.0715	18.1945	6.9304	0.68818	2.6263	6.7546	2.02245
Total PCB Congeners	RA_Tot_PCB_Cong	ng/kg	35000	2000000	2100000	530000	260000	350000	430000	620000
TCL Pesticides											
ALDRIN	309-00-2	ug/kg		< 0.22 U	< 0.22 U	< 0.22 U	< 0.24 U	< 0.22 U	< 0.22 U	< 0.22 U
ALPHA BHC (ALPHA HEXACHLOROCYCLOHEXANE)	319-84-6	ug/kg		< 0.26 U	< 0.26 U	< 0.26 U	< 0.29 U	< 0.26 U	< 0.26 U	< 0.26 U
ALPHA ENDOSULFAN (ENDOSULFAN I)	959-98-8	ug/kg		< 0.42 U	< 0.42 U	< 0.42 U	< 0.46 U	< 0.42 U	< 0.42 U	< 0.42 U
BETA BHC (BETA HEXACHLOROCYCLOHEXANE)	319-85-7	ug/kg		< 0.40 U	< 0.40 U	< 0.40 U	< 0.44 U	< 0.40 U	< 0.40 U	< 0.40 U
BETA ENDOSULFAN (ENDOSULFAN II)	33213-65-9	ug/kg		< 0.35 U	< 0.35 U	< 0.35 U	< 0.39 U	< 0.35 U	< 0.35 U	< 0.35 U
cis-Chlordane (alpha-Chlordane)	5103-71-9	ug/kg	60	11	22	6.3	2.0	0.73	4.0	3.6
DELTA BHC (DELTA HEXACHLOROCYCLOHEXANE)	319-86-8	ug/kg		< 0.28 U	< 0.28 U	< 0.28 U	< 0.31 U	< 0.28 U	< 0.28 U	< 0.28 U
DIELDRIN	60-57-1	ug/kg	44	0.75	2.1	0.87	0.30	< 0.22 U	0.71	0.43
ENDOSULFAN SULFATE	1031-07-8	ug/kg		< 0.22 U	< 0.22 U	< 0.22 U	< 0.24 U	< 0.22 U	< 0.22 U	< 0.22 U
ENDRIN	72-20-8	ug/kg		< 0.45 U	< 0.45 U	< 0.45 U	< 0.49 U	< 0.45 U	< 0.45 U	< 0.45 U
ENDRIN ALDEHYDE	7421-93-4	ug/kg		< 0.56 U	< 0.56 U	< 0.56 U	< 0.61 U	< 0.56 U	< 0.56 U	< 0.56 U
ENDRIN KETONE	53494-70-5	ug/kg		< 0.16 U	< 0.16 U	< 0.16 U	< 0.18 U	< 0.16 U	< 0.16 U	< 0.16 U
GAMMA BHC (LINDANE)	58-89-9	ug/kg		< 0.17 U	< 0.17 U	< 0.17 U	< 0.19 U	< 0.17 U	< 0.17 U	< 0.17 U
HEPTACHLOR	76-44-8	ug/kg		< 0.090 U	< 0.090 U	< 0.090 U	< 0.098 U	< 0.090 U	< 0.090 U	< 0.090 U
HEPTACHLOR EPOXIDE	1024-57-3	ug/kg		0.26	0.84	0.45	0.20	0.083	0.35	0.25
METHOXYCHLOR	72-43-5	ug/kg		< 0.15 U	< 0.15 U	< 0.15 U	< 0.17 U	< 0.15 U	< 0.15 U	< 0.15 U
P,P'-DDD (4,4'-DDD)	72-54-8	ug/kg	51	38	53	11	4.8	1.4	7.8	9.1
P,P'-DDE (4,4'-DDE)	72-55-9	ug/kg	51	110	130	22	17	3.0	14	27
P,P'-DDT (4,4'-DDT)	50-29-3	ug/kg	51	8.1	11	0.95	0.88	< 0.35 U	0.49	0.89
Trans-Chlordane (Gamma-Chlordane)	5103-74-2	ug/kg	60	5.1	10	3.6	1.1	0.45	2.0	1.7
TAL Metals											
Aluminum	7429-90-5	mg/kg		< 50 U	< 50 U	< 53 U	< 48 U*O	56.8	< 48 U*O	< 51 U
Antimony	7440-36-0	mg/kg		< 2.0 U	< 2.0 U	< 2.1 U	< 1.9 U*O	< 2.1 U	< 1.9 U*O	< 2.0 U
Arsenic	7440-38-2	mg/kg	6.6	< 2.0 U	< 2.0 U	< 2.1 U	< 1.9 U*O	< 2.1 U	< 1.9 U*O	< 2.0 U
Barium	7440-39-3	mg/kg		< 20 U	< 20 U	< 21 U	< 19 U*O	< 21 U	< 19 U*O	< 20 U
Beryllium	7440-41-7	mg/kg		< 0.20 U	< 0.20 U	< 0.21 U	< 0.19 U*O	< 0.21 U	< 0.19 U*O	< 0.20 U
Cadmium	7440-43-9	mg/kg	0.15	< 2.5 U	< 0.50 U	< 0.53 U	< 0.48 U*O	< 0.53 U	< 0.48 U*O	< 0.51 U
Chromium, Total	7440-47-3	mg/kg		< 1.0 U	< 1.0 U	< 1.1 U	< 0.95 U*O	< 1.1 U	< 0.95 U*O	< 1.0 U
Cobalt	7440-48-4	mg/kg		< 5.0 U	< 5.0 U	< 5.3 U	< 4.8 U*O	< 5.3 U	< 4.8 U*O	< 5.1 U
Copper	7440-50-8	mg/kg		< 2.5 U	< 2.5 U	< 2.6 U	< 2.4 U*O	< 2.6 U	< 2.4 U*O	< 2.6 U
Iron	7439-89-6	mg/kg		44.8	48.3	56.7	< 48 U*O	291	< 48 U*O	< 51 U
Lead	7439-92-1	mg/kg	0.12	< 2.0 U	< 2.0 U	< 2.1 U	< 1.9 U*O	1.73	< 1.9 U*O	< 2.0 U
Manganese	7439-96-5	mg/kg		19.6	10.8	14.9	4.2 *O	91.9	13.7 *O	3.15
Nickel	7440-02-0	mg/kg		< 4.0 U	< 4.0 U	< 4.2 U	< 3.8 U*O	< 4.2 U	< 3.8 U*O	< 4.1 U
Selenium	7782-49-2	mg/kg	0.024	< 2.0 U	< 2.0 U	< 2.1 U	< 1.9 U*O	< 2.1 U	< 1.9 U*O	< 2.0 U
Silver	7440-22-4	mg/kg		< 0.50 U	< 0.50 U	< 0.53 U	< 0.48 U*O	< 0.53 U	< 0.48 U*O	< 0.51 U
Thallium	7440-28-0	mg/kg		< 1.0 U	< 1.0 U	< 1.1 U	< 0.95 U*O	< 1.1 U	< 0.95 U*O	< 1.0 U
Vanadium	7440-62-2	mg/kg		< 5.0 U	< 5.0 U	< 5.3 U	< 4.8 U*O	< 5.3 U	< 4.8 U*O	< 5.1 U
Zinc	7440-66-6	mg/kg		18.1	12.9	11.9	22.4 *O	15.7	22.1 *O	12.6

Table 34
Whole Body Tissue Analytical Results Compared to Ecological PALs
Phase 2 Data Evaluation Summary Memorandum
Lower Neponset River
Boston and Milton, Massachusetts

				Location	24F-0002-BB38S	24F-0002-BB41S	24F-0002-BB42S	24F-0002-BB43S	24F-0002-WS07S	24F-0002-WS33S	24F-0002-WS34S
				Sample Name	24F-0002-BB38S-WB	24F-0002-BB41S-WB	24F-0002-BB42S-WB	24F-0002-BB43S-WB	24F-0002-WS07S-WB	24F-0002-WS33S-WB	24F-0002-WS34S-WB
				Sample Date	10/18/2024	10/18/2024	10/23/2024	10/24/2024	10/11/2024	10/17/2024	10/18/2024
				Sample Type	N	N	N	N	N	N	N
				Tissue Type	Whole Body	Whole Body	Whole Body	Whole Body	Whole Body	Whole Body	Whole Body
				Fish Type	Brown Bullhead	Brown Bullhead	Brown Bullhead	Brown Bullhead	White Sucker	White Sucker	White Sucker
				Reach	Phase 2	Phase 2	Phase 2	Phase 2	Phase 2	Phase 2	Phase 2
Analyte	Cas No.	Units	Ecological PAL								
PCDD/F											
Total PCDD/F TEQ (Bird)	RA-TEQ-B-DF	ng/kg	8		3.94699	0.02681	0.0014	0.3181	11.03333	7.73852	23.4116
Total PCDD/F TEQ (Fish)	RA-TEQ-F-DF	ng/kg	6.4		3.19699	0.02681	0.0014	0.3181	5.17333	3.46352	12.4416
Total PCDD/F TEQ (Mammal)	RA-TEQ-M-DF	ng/kg	0.58		3.18147	0.13853	0.014	0.427	4.68369	3.25956	10.9189
Mercury											
METHYL MERCURY	22967-92-6	ng/g	74		174 *O	223 *O	150 *O	242 *O	312	201	277
Mercury	7439-97-6	ng/g	74		201 *O	203 *O	187 *O	244 *O	338	194	284
PCB Congeners											
Total PCB TEQ (Bird)	RA-TEQ-B-PCB	ng/kg	8		19.0278	3.0358	11.6595	5.8795	413.8867	153.0363	1136.478
Total PCB TEQ (Fish)	RA-TEQ-F-PCB	ng/kg	6.4		0.6927	0.301565	0.2265	0.1979	2.35235	0.6642	7.113
Total PCB TEQ (Mammal)	RA-TEQ-M-PCB	ng/kg	0.58		8.9425	2.14081	1.25495	1.13877	20.9931	3.0152	66.488
Total PCB Congeners	RA_Tot_PCB_Cong	ng/kg	35000		540000	480000	400000	450000	2800000	1200000	8600000
TCL Pesticides											
ALDRIN	309-00-2	ug/kg			< 0.22 U	< 0.22 U	< 0.22 U	< 0.22 U	< 0.22 U	< 0.22 U	< 0.22 U
ALPHA BHC (ALPHA HEXACHLOROCYCLOHEXANE)	319-84-6	ug/kg			< 0.26 U	< 0.26 U	< 0.26 U	< 0.26 U	< 0.26 U	< 0.26 U	< 0.26 U
ALPHA ENDOSULFAN (ENDOSULFAN I)	959-98-8	ug/kg			< 0.42 U	< 0.42 U	< 0.42 U	< 0.42 U	< 0.42 U	< 0.42 U	< 0.42 U
BETA BHC (BETA HEXACHLOROCYCLOHEXANE)	319-85-7	ug/kg			< 0.40 U	< 0.40 U	< 0.40 U	< 0.40 U	< 0.40 U	< 0.40 U	< 0.40 U
BETA ENDOSULFAN (ENDOSULFAN II)	33213-65-9	ug/kg			< 0.35 U	< 0.35 U	< 0.35 U	< 0.35 U	< 0.35 U	< 0.35 U	< 0.35 U
cis-Chlordane (alpha-Chlordane)	5103-71-9	ug/kg	60		2.8	1.4	2.2	2.1	20	13	51
DELTA BHC (DELTA HEXACHLOROCYCLOHEXANE)	319-86-8	ug/kg			< 0.28 U	< 0.28 U	< 0.28 U	< 0.28 U	< 0.28 U	< 0.28 U	< 0.28 U
DIELDRIN	60-57-1	ug/kg	44		0.28	< 0.22 U	0.31	0.35	2.3	1.4	4.6
ENDOSULFAN SULFATE	1031-07-8	ug/kg			< 0.22 U	< 0.22 U	< 0.22 U	< 0.22 U	< 0.22 U	< 0.22 U	< 0.22 U
ENDRIN	72-20-8	ug/kg			< 0.45 U	< 0.45 U	< 0.45 U	< 0.45 U	< 0.45 U	< 0.45 U	< 0.45 U
ENDRIN ALDEHYDE	7421-93-4	ug/kg			< 0.56 U	< 0.56 U	< 0.56 U	< 0.56 U	< 0.56 U	< 0.56 U	< 0.56 U
ENDRIN KETONE	53494-70-5	ug/kg			< 0.16 U	< 0.16 U	< 0.16 U	< 0.16 U	< 0.16 U	< 0.16 U	< 0.16 U
GAMMA BHC (LINDANE)	58-89-9	ug/kg			< 0.17 U	< 0.17 U	< 0.17 U	< 0.17 U	< 0.17 U	< 0.17 U	< 0.17 U
HEPTACHLOR	76-44-8	ug/kg			< 0.090 U	< 0.090 U	< 0.090 U	< 0.090 U	< 0.090 U	< 0.090 U	< 0.090 U
HEPTACHLOR EPOXIDE	1024-57-3	ug/kg			0.15	0.15	0.19	0.17	1.1	0.64	2.8
METHOXYCHLOR	72-43-5	ug/kg			< 0.15 U	< 0.15 U	< 0.15 U	< 0.15 U	< 0.15 U	< 0.15 U	< 0.15 U
P,P'-DDD (4,4'-DDD)	72-54-8	ug/kg	51		8.0	3.3	5.0	5.5	42	31	96
P,P'-DDE (4,4'-DDE)	72-55-9	ug/kg	51		33	11	11	16	95	60	170
P,P'-DDT (4,4'-DDT)	50-29-3	ug/kg	51		0.59	< 0.35 U	0.31	0.52	7.8	1.8	10
Trans-Chlordane (Gamma-Chlordane)	5103-74-2	ug/kg	60		1.3	0.59	1.1	1.1	13	9.3	29
TAL Metals											
Aluminum	7429-90-5	mg/kg			< 49 U	< 52 U	< 51 U	< 49 U	< 52 U	< 53 U	< 53 U
Antimony	7440-36-0	mg/kg			< 2.0 U	< 2.1 U	< 2.0 U	< 2.0 U	< 2.1 U	< 2.1 U	< 2.1 U
Arsenic	7440-38-2	mg/kg	6.6		< 2.0 U	< 2.1 U	< 2.0 U	< 2.0 U	< 2.1 U	< 2.1 U	< 2.1 U
Barium	7440-39-3	mg/kg			< 20 U	< 21 U	< 20 U	< 20 U	< 21 U	< 21 U	< 21 U
Beryllium	7440-41-7	mg/kg			< 0.20 U	< 0.21 U	< 0.20 U	< 0.20 U	< 0.21 U	< 0.21 U	< 0.21 U
Cadmium	7440-43-9	mg/kg	0.15		< 0.49 U	< 1.0 U	< 0.51 U	< 0.49 U	< 0.52 U	< 0.53 U	< 0.53 U
Chromium, Total	7440-47-3	mg/kg			< 0.98 U	< 1.0 U	< 1.0 U	< 0.98 U	< 1.0 U	< 1.1 U	1.03
Cobalt	7440-48-4	mg/kg			< 4.9 U	< 5.2 U	< 5.1 U	< 4.9 U	< 5.2 U	< 5.3 U	< 5.3 U
Copper	7440-50-8	mg/kg			< 2.5 U	< 2.6 U	< 2.6 U	< 2.5 U	< 2.6 U	< 2.6 U	< 2.6 U
Iron	7439-89-6	mg/kg			< 49 U	< 52 U	< 51 U	< 49 U	< 52 U	37.7	< 53 U
Lead	7439-92-1	mg/kg	0.12		< 2.0 U	< 2.1 U	< 2.0 U	< 2.0 U	< 2.1 U	< 2.1 U	< 2.1 U
Manganese	7439-96-5	mg/kg			5.02	11.3	2.55	1.24	8.47	22.8	17.6
Nickel	7440-02-0	mg/kg			< 3.9 U	< 4.1 U	< 4.1 U	< 3.9 U	< 4.2 U	< 4.2 U	< 4.2 U
Selenium	7782-49-2	mg/kg	0.024		< 2.0 U	< 2.1 U	< 2.0 U	< 2.0 U	< 2.1 U	< 2.1 U	< 2.1 U
Silver	7440-22-4	mg/kg			< 0.49 U	< 0.52 U	< 0.51 U	< 0.49 U	< 0.52 U	< 0.53 U	< 0.53 U
Thallium	7440-28-0	mg/kg			< 20 U	< 26 U	< 1.0 U	< 0.98 U	< 1.0 U	< 1.1 U	< 1.1 U
Vanadium	7440-62-2	mg/kg			< 4.9 U	< 5.2 U	< 5.1 U	< 4.9 U	< 5.2 U	< 5.3 U	< 5.3 U
Zinc	7440-66-6	mg/kg			18.4	27.1	13.1	10.5	15.8	17.0	18.1

Table 34
Whole Body Tissue Analytical Results Compared to Ecological PALs
Phase 2 Data Evaluation Summary Memorandum
Lower Neponset River
Boston and Milton, Massachusetts

			Location	24F-0002-WS35S	24F-0002-WS39S	24F-0002-WS40S
			Sample Name	24F-0002-WS35S-WB	24F-0002-WS39S-WB	24F-0002-WS40S-WB
			Sample Date	10/18/2024	10/18/2024	10/18/2024
			Sample Type	N	N	N
			Tissue Type	Whole Body	Whole Body	Whole Body
			Fish Type	White Sucker	White Sucker	White Sucker
			Reach	Phase 2	Phase 2	Phase 2
Analyte	Cas No.	Units	Ecological PAL			
PCDD/F						
Total PCDD/F TEQ (Bird)	RA-TEQ-B-DF	ng/kg	8	18.507	11.236	19.88794
Total PCDD/F TEQ (Fish)	RA-TEQ-F-DF	ng/kg	6.4	8.837	5.481	11.03294
Total PCDD/F TEQ (Mammal)	RA-TEQ-M-DF	ng/kg	0.58	8.027	4.9823	9.70022
Mercury						
METHYL MERCURY	22967-92-6	ng/g	74	370	241	391
Mercury	7439-97-6	ng/g	74	380	247	369
PCB Congeners						
Total PCB TEQ (Bird)	RA-TEQ-B-PCB	ng/kg	8	430.0374	224.2252	509.265
Total PCB TEQ (Fish)	RA-TEQ-F-PCB	ng/kg	6.4	2.6667	1.0676	4.254
Total PCB TEQ (Mammal)	RA-TEQ-M-PCB	ng/kg	0.58	24.0982	3.9506	43.824
Total PCB Congeners	RA_Tot_PCB_Cong	ng/kg	35000	3100000	2200000	5300000
TCL Pesticides						
ALDRIN	309-00-2	ug/kg		< 0.22 U	< 0.22 U	< 0.22 U
ALPHA BHC (ALPHA HEXACHLOROCYCLOHEXANE)	319-84-6	ug/kg		< 0.26 U	< 0.26 U	< 0.26 U
ALPHA ENDOSULFAN (ENDOSULFAN I)	959-98-8	ug/kg		< 0.42 U	< 0.42 U	< 0.42 U
BETA BHC (BETA HEXACHLOROCYCLOHEXANE)	319-85-7	ug/kg		< 0.40 U	< 0.40 U	< 0.40 U
BETA ENDOSULFAN (ENDOSULFAN II)	33213-65-9	ug/kg		< 0.35 U	< 0.35 U	< 0.35 U
cis-Chlordane (alpha-Chlordane)	5103-71-9	ug/kg	60	27	13	29
DELTA BHC (DELTA HEXACHLOROCYCLOHEXANE)	319-86-8	ug/kg		< 0.28 U	< 0.28 U	< 0.28 U
DIELDRIN	60-57-1	ug/kg	44	2.6	1.4	3.7
ENDOSULFAN SULFATE	1031-07-8	ug/kg		< 0.22 U	< 0.22 U	< 0.22 U
ENDRIN	72-20-8	ug/kg		< 0.45 U	< 0.45 U	< 0.45 U
ENDRIN ALDEHYDE	7421-93-4	ug/kg		< 0.56 U	< 0.56 U	< 0.56 U
ENDRIN KETONE	53494-70-5	ug/kg		< 0.16 U	< 0.16 U	< 0.16 U
GAMMA BHC (LINDANE)	58-89-9	ug/kg		< 0.17 U	< 0.17 U	< 0.17 U
HEPTACHLOR	76-44-8	ug/kg		< 0.090 U	< 0.090 U	< 0.090 U
HEPTACHLOR EPOXIDE	1024-57-3	ug/kg		1.3	0.61	1.5
METHOXYCHLOR	72-43-5	ug/kg		< 0.15 U	< 0.15 U	< 0.15 U
P,P'-DDD (4,4'-DDD)	72-54-8	ug/kg	51	67	36	100
P,P'-DDE (4,4'-DDE)	72-55-9	ug/kg	51	110	65	190
P,P'-DDT (4,4'-DDT)	50-29-3	ug/kg	51	2.2	2.9	19
Trans-Chlordane (Gamma-Chlordane)	5103-74-2	ug/kg	60	11	6.5	11
TAL Metals						
Aluminum	7429-90-5	mg/kg		< 49 U	< 51 U	< 51 U
Antimony	7440-36-0	mg/kg		< 2.0 U	< 2.0 U	< 2.0 U
Arsenic	7440-38-2	mg/kg	6.6	< 2.0 U	< 2.0 U	< 2.0 U
Barium	7440-39-3	mg/kg		< 20 U	< 20 U	< 20 U
Beryllium	7440-41-7	mg/kg		< 0.20 U	< 0.20 U	< 0.20 U
Cadmium	7440-43-9	mg/kg	0.15	< 0.49 U	< 0.51 U	< 0.51 U
Chromium, Total	7440-47-3	mg/kg		< 0.98 U	< 1.0 U	< 1.0 U
Cobalt	7440-48-4	mg/kg		< 4.9 U	< 5.1 U	< 5.1 U
Copper	7440-50-8	mg/kg		< 2.5 U	< 2.5 U	< 2.5 U
Iron	7439-89-6	mg/kg		38.1	75.4	< 51 U
Lead	7439-92-1	mg/kg	0.12	< 2.0 U	< 2.0 U	< 2.0 U
Manganese	7439-96-5	mg/kg		25.5	23.8	12.2
Nickel	7440-02-0	mg/kg		< 3.9 U	< 4.0 U	< 4.0 U
Selenium	7782-49-2	mg/kg	0.024	< 2.0 U	< 2.0 U	< 2.0 U
Silver	7440-22-4	mg/kg		< 0.49 U	< 0.51 U	< 0.51 U
Thallium	7440-28-0	mg/kg		< 0.98 U	< 1.0 U	< 10 U
Vanadium	7440-62-2	mg/kg		< 4.9 U	< 5.1 U	< 5.1 U
Zinc	7440-66-6	mg/kg		16.9	14.9	24.5

Table 34
Whote Body Tissue Analytical Results Compared to Ecological PALs
Phase 2 Data Evaluation Summary Memorandum
Lower Neponset River
Boston and Milton, Massachusetts

Notes:
(a) Yellow highlighted values represent detection of the compound at a concentration above the human health PAL; underlined values represent detection of the compound at a concentration above the ecological PAL.
(b) Comparison of the data to the PALs is for informational purposes only and is not an indication of risk.
(c) Bold font indicates detected concentration.
(d) Whole-body concentrations were calculated by AECOM as detailed in the text.

Sums and TEQ:
(a) The homolog groups sums for PCBs and PCDD/Fs were calculated by summing the detected congeners in each group; if no congeners in a group were detected, the maximum reporting detection limit for any individual congener in that homolog group was used.
(b) The concentration of total PCB congeners was calculated as the sum of detected congeners in each sample.
(c) PCDD/F TEQ and PCB Toxic Equivalency (TEQ) values were calculated by summing the detected compounds in each group that have been multiplied by their specific Toxic Equivalency Factors (TEFs); see Table 51 for more details. For any sample that did not have any detected compounds, the resulting TEQ is shown as a zero.
(d) For coelution of dioxin-like (DL) and non-DL congeners, TEF is applied to the full reported concentration.
(e) Calculated total values are inclusive of Estimated Maximum Possible Concentration (EMPC) results.

Project Action Limits (PALs):
A blank cell for the PAL indicates no PAL is available.
See Table 51 for additional details.

Analytes:
PCB - polychlorinated biphenyl
PCDD/F - polychlorinated dibenzodioxins/furans
TAL - target analyte list
TCL - target compound list

Units:
ng/g - nanograms per gram
ng/kg - nanograms per kilogram
mg/kg - miligrams per kilogram
ug/kg - micrograms per kilogram

Qualifiers:
U - Both the fillet and offal concentration were non-detect.
O* - Fillet concentration was not available or rejected. Offal concentration was used as the whole-body concentration.

Sample Type:
N - normal

Table 35
Phase 1 Brown Bullhead Fillet Tissue Analytical Results Statistics
Phase 2 Data Evaluation Summary Memorandum
Lower Neponset River
Boston and Milton, Massachusetts

Analyte	CAS Number	Units	Number of Samples	Number of Detections	Min. Detected Value	Max Detected Value	Avg. Detected Values	Location of Max. Detection
PCDD/F								
1,2,3,4,6,7,8-HEPTACHLORODIBENZOFURAN	67562-39-4	ng/kg	8	0				-
1,2,3,4,6,7,8-HEPTACHLORODIBENZO-P-DIOXIN	35822-46-9	ng/kg	8	1	1.5	1.5	1.5	24F-0001-BB44S
1,2,3,4,7,8,9-HEPTACHLORODIBENZOFURAN	55673-89-7	ng/kg	8	0				-
1,2,3,4,7,8-HEXACHLORODIBENZOFURAN	70648-26-9	ng/kg	8	0				-
1,2,3,4,7,8-HEXACHLORODIBENZO-P-DIOXIN	39227-28-6	ng/kg	8	0				-
1,2,3,6,7,8-HEXACHLORODIBENZOFURAN	57117-44-9	ng/kg	8	0				-
1,2,3,6,7,8-HEXACHLORODIBENZO-P-DIOXIN	57653-85-7	ng/kg	8	0				-
1,2,3,7,8,9-HEXACHLORODIBENZOFURAN	72918-21-9	ng/kg	8	0				-
1,2,3,7,8,9-HEXACHLORODIBENZO-P-DIOXIN	19408-74-3	ng/kg	8	0				-
1,2,3,7,8-PENTACHLORODIBENZOFURAN	57117-41-6	ng/kg	8	0				-
1,2,3,7,8-PENTACHLORODIBENZO-P-DIOXIN	40321-76-4	ng/kg	8	0				-
2,3,4,6,7,8-HEXACHLORODIBENZOFURAN	60851-34-5	ng/kg	8	0				-
2,3,4,7,8-PENTACHLORODIBENZOFURAN	57117-31-4	ng/kg	8	0				-
2,3,7,8-TETRACHLORODIBENZOFURAN	51207-31-9	ng/kg	8	1	0.48	0.48	0.48	24F-0001-BB44S
2,3,7,8-TETRACHLORODIBENZO-P-DIOXIN	1746-01-6	ng/kg	8	0				-
Heptachlorodibenzofurans	38998-75-3	ng/kg	8	0				-
Heptachlorodibenzo-P-Dioxins	37871-00-4	ng/kg	8	1	2.2	2.2	2.2	24F-0001-BB44S
HEXACHLORODIBENZOFURAN	55684-94-1	ng/kg	8	3	0.25	0.66	0.46	24F-0001-BB47S
HEXACHLORODIBENZO-P-DIOXIN	34465-46-8	ng/kg	8	0				-
OCTACHLORODIBENZOFURAN	39001-02-0	ng/kg	8	0				-
OCTACHLORODIBENZO-P-DIOXIN	3268-87-9	ng/kg	8	0				-
PENTACHLORO DIBENZOFURAN	30402-15-4	ng/kg	8	7	1.4	2.6	1.9	24F-0001-BB30S
PENTACHLORODIBENZO-P-DIOXIN	36088-22-9	ng/kg	8	0				-
Tetrachlorodibenzofuran	55722-27-5	ng/kg	8	8	0.95	8.9	5.8	24F-0001-BB30S
TETRACHLORODIBENZO-P-DIOXIN	41903-57-5	ng/kg	8	0				-
Total PCDD/F TEQ (Bird)	RA-TEQ-B-DF	ng/kg	8	1	0.4815	0.4815	0.4815	24F-0001-BB44S
Total PCDD/F TEQ (Fish)	RA-TEQ-F-DF	ng/kg	8	1	0.0255	0.0255	0.0255	24F-0001-BB44S
Total PCDD/F TEQ (Mammal)	RA-TEQ-M-DF	ng/kg	8	1	0.063	0.063	0.063	24F-0001-BB44S
Percent Moisture								
MOISTURE, PERCENT	MOIST	%	7	7	80.37	83.59	81.93	24F-0001-BB47S
Percent Lipids								
PERCENT LIPIDS	LIPIDPERCENT	%	8	8	0.111256298	0.571408994	0.374872283	24F-0001-BB44S
PCB Congeners								
PCB-001	2051-60-7	ng/kg	8	8	110	1200	390	24F-0001-BB55S
PCB-002	2051-61-8	ng/kg	8	5	2.7	10	5.5	24F-0001-BB15S
PCB-003	2051-62-9	ng/kg	8	6	19	93	45	24F-0001-BB55S
PCB-004	13029-08-8	ng/kg	8	8	550	3000	1400	24F-0001-BB15S
PCB-005	16605-91-7	ng/kg	8	0				-
PCB-006	25569-80-6	ng/kg	8	6	73	300	190	24F-0001-BB15S
PCB-007	33284-50-3	ng/kg	8	1	3.9	3.9	3.9	24F-0001-BB47S
PCB-008	34883-43-7	ng/kg	8	8	490	2600	1300	24F-0001-BB15S
PCB-009	34883-39-1	ng/kg	8	6	10	34	22	24F-0001-BB15S

Table 35
Phase 1 Brown Bullhead Fillet Tissue Analytical Results Statistics
Phase 2 Data Evaluation Summary Memorandum
Lower Neponset River
Boston and Milton, Massachusetts

Analyte	CAS Number	Units	Number of Samples	Number of Detections	Min. Detected Value	Max Detected Value	Avg. Detected Values	Location of Max. Detection
PCB-010	33146-45-1	ng/kg	8	6	17	300	98	24F-0001-BB15S
PCB-011	2050-67-1	ng/kg	8	3	12	72	34	24F-0001-BB15S
PCB-012/013	PCB-12/13	ng/kg	8	4	14	120	47	24F-0001-BB15S
PCB-014	34883-41-5	ng/kg	8	0				-
PCB-015	2050-68-2	ng/kg	8	6	68	670	210	24F-0001-BB15S
PCB-016	38444-78-9	ng/kg	8	7	15	170	75	24F-0001-BB17S
PCB-017	37680-66-3	ng/kg	8	8	140	1500	680	24F-0001-BB17S
PCB-018/030	PCB-18/30	ng/kg	8	8	83	1400	530	24F-0001-BB17S
PCB-019	38444-73-4	ng/kg	8	8	200	1900	630	24F-0001-BB15S
PCB-020/028	PCB-20/28	ng/kg	8	8	2800	20000	10000	24F-0001-BB15S
PCB-021/033	PCB-21/33	ng/kg	8	4	64	200	140	24F-0001-BB15S 24F-0001-BB30S
PCB-022	38444-85-8	ng/kg	8	8	230	1800	980	24F-0001-BB15S
PCB-023	55720-44-0	ng/kg	8	0				-
PCB-024	55702-45-9	ng/kg	8	4	1.4	14	7.4	24F-0001-BB56S
PCB-025	55712-37-3	ng/kg	8	8	97	1300	600	24F-0001-BB15S
PCB-026/029	PCB-26/29	ng/kg	8	8	680	6100	3000	24F-0001-BB15S
PCB-027	38444-76-7	ng/kg	8	8	66	460	210	24F-0001-BB15S
PCB-031	16606-02-3	ng/kg	8	8	580	6400	2800	24F-0001-BB15S
PCB-032	38444-77-8	ng/kg	8	8	740	8200	4300	24F-0001-BB15S
PCB-034	37680-68-5	ng/kg	8	8	38	290	150	24F-0001-BB17S
PCB-035	37680-69-6	ng/kg	8	0				-
PCB-036	38444-87-0	ng/kg	8	0				-
PCB-037	38444-90-5	ng/kg	8	4	19	120	63	24F-0001-BB15S
PCB-038	53555-66-1	ng/kg	8	1	4	4	4	24F-0001-BB47S
PCB-039	38444-88-1	ng/kg	8	1	9.3	9.3	9.3	24F-0001-BB55S
PCB-040/071	PCB-40/71	ng/kg	8	8	280	4300	2400	24F-0001-BB15S 24F-0001-BB17S
PCB-041	52663-59-9	ng/kg	8	0				-
PCB-042	36559-22-5	ng/kg	8	8	170	3500	1700	24F-0001-BB15S
PCB-043	70362-46-8	ng/kg	8	7	88	500	290	24F-0001-BB17S
PCB-044/047/065	PCB-44/47/65	ng/kg	8	8	6500	32000	18000	24F-0001-BB15S
PCB-045/051	PCB-45/51	ng/kg	8	8	180	3000	1600	24F-0001-BB15S
PCB-046	41464-47-5	ng/kg	8	8	6.3	100	41	24F-0001-BB17S
PCB-048	70362-47-9	ng/kg	8	5	140	600	330	24F-0001-BB15S
PCB-049/069	PCB-49/69	ng/kg	8	8	3100	22000	11000	24F-0001-BB15S
PCB-050/053	PCB-50/53	ng/kg	8	8	74	2100	870	24F-0001-BB17S
PCB-052	35693-99-3	ng/kg	8	8	4900	24000	15000	24F-0001-BB30S
PCB-054	15968-05-5	ng/kg	8	8	4.1	52	24	24F-0001-BB17S
PCB-055	74338-24-2	ng/kg	8	0				-
PCB-056	41464-43-1	ng/kg	8	8	140	2400	960	24F-0001-BB30S
PCB-057	70424-67-8	ng/kg	8	8	43	250	140	24F-0001-BB15S
PCB-058	41464-49-7	ng/kg	8	5	20	98	41	24F-0001-BB15S

Table 35
Phase 1 Brown Bullhead Fillet Tissue Analytical Results Statistics
Phase 2 Data Evaluation Summary Memorandum
Lower Neponset River
Boston and Milton, Massachusetts

Analyte	CAS Number	Units	Number of Samples	Number of Detections	Min. Detected Value	Max Detected Value	Avg. Detected Values	Location of Max. Detection
PCB-059/062/075	PCB-59/62/75	ng/kg	8	8	350	1800	1000	24F-0001-BB15S
PCB-060	33025-41-1	ng/kg	8	8	510	2900	1400	24F-0001-BB30S
PCB-061/070/074/076	PCB-61/70/74/76	ng/kg	8	8	2300	12000	6700	24F-0001-BB15S 24F-0001-BB30S
PCB-063	74472-34-7	ng/kg	8	8	460	2000	1200	24F-0001-BB15S
PCB-064	52663-58-8	ng/kg	8	8	1400	7200	3900	24F-0001-BB15S
PCB-066	32598-10-0	ng/kg	8	8	3900	17000	9500	24F-0001-BB15S 24F-0001-BB30S
PCB-067	73575-53-8	ng/kg	8	7	5.5	120	47	24F-0001-BB30S
PCB-068	73575-52-7	ng/kg	8	8	140	680	380	24F-0001-BB15S
PCB-072	41464-42-0	ng/kg	8	8	180	810	440	24F-0001-BB15S
PCB-073	74338-23-1	ng/kg	8	0				-
PCB-077	32598-13-3	ng/kg	8	7	5.6	190	71	24F-0001-BB30S
PCB-078	70362-49-1	ng/kg	8	0				-
PCB-079	41464-48-6	ng/kg	8	6	18	100	53	24F-0001-BB15S
PCB-080	33284-52-5	ng/kg	8	0				-
PCB-081	70362-50-4	ng/kg	8	5	8.4	31	18	24F-0001-BB15S
PCB-082	52663-62-4	ng/kg	8	8	9.7	970	520	24F-0001-BB30S
PCB-083	60145-20-2	ng/kg	8	5	210	720	450	24F-0001-BB17S
PCB-084	52663-60-2	ng/kg	8	8	61	2100	980	24F-0001-BB15S
PCB-085/116/117	PCB-85/116/117	ng/kg	8	8	920	4400	2500	24F-0001-BB17S
PCB-086/087/097/109/119/125	PCB-86+	ng/kg	8	8	1500	8700	4800	24F-0001-BB15S
PCB-088/091	PCB-88/91	ng/kg	8	8	460	3700	1800	24F-0001-BB15S
PCB-089	73575-57-2	ng/kg	8	4	17	63	41	24F-0001-BB15S
PCB-090/101/113	PCB-90/101/113	ng/kg	8	8	3400	15000	8700	24F-0001-BB15S
PCB-092	52663-61-3	ng/kg	8	8	1100	4700	2800	24F-0001-BB17S
PCB-093/100	PCB-93/100	ng/kg	8	8	95	540	290	24F-0001-BB15S
PCB-094	73575-55-0	ng/kg	8	4	14	56	35	24F-0001-BB15S
PCB-095	38379-99-6	ng/kg	8	8	1500	9100	4700	24F-0001-BB15S
PCB-096	73575-54-9	ng/kg	8	7	3	97	43	24F-0001-BB15S
PCB-098/102	PCB-98/102	ng/kg	8	7	120	580	330	24F-0001-BB15S
PCB-099	38380-01-7	ng/kg	8	8	2600	10000	6300	24F-0001-BB15S 24F-0001-BB17S
PCB-103	60145-21-3	ng/kg	8	7	48	330	160	24F-0001-BB15S
PCB-104	56558-16-8	ng/kg	8	1	4.3	4.3	4.3	24F-0001-BB15S
PCB-105	32598-14-4	ng/kg	8	8	1100	5500	2900	24F-0001-BB17S
PCB-106	70424-69-0	ng/kg	8	0				-
PCB-107	70424-68-9	ng/kg	8	8	270	1400	750	24F-0001-BB17S
PCB-108/124	PCB-108/124	ng/kg	8	8	26	260	140	24F-0001-BB15S
PCB-110/115	PCB-110/115	ng/kg	8	8	3600	17000	9500	24F-0001-BB15S 24F-0001-BB17S
PCB-111	39635-32-0	ng/kg	8	5	8.7	30	17	24F-0001-BB15S
PCB-112	74472-36-9	ng/kg	8	0				-

Table 35
Phase 1 Brown Bullhead Fillet Tissue Analytical Results Statistics
Phase 2 Data Evaluation Summary Memorandum
Lower Neponset River
Boston and Milton, Massachusetts

Analyte	CAS Number	Units	Number of Samples	Number of Detections	Min. Detected Value	Max Detected Value	Avg. Detected Values	Location of Max. Detection
PCB-114	74472-37-0	ng/kg	8	8	87	490	240	24F-0001-BB17S
PCB-118	31508-00-6	ng/kg	8	8	3300	16000	8500	24F-0001-BB17S
PCB-120	68194-12-7	ng/kg	8	5	22	91	47	24F-0001-BB15S
PCB-121	56558-18-0	ng/kg	8	5	3.8	17	8.4	24F-0001-BB15S
PCB-122	76842-07-4	ng/kg	8	7	59	270	140	24F-0001-BB30S
PCB-123	65510-44-3	ng/kg	8	8	69	400	200	24F-0001-BB30S
PCB-126	57465-28-8	ng/kg	8	5	6.6	19	13	24F-0001-BB13S
PCB-127	39635-33-1	ng/kg	8	2	6.3	23	15	24F-0001-BB15S
PCB-128/166	PCB-128/166	ng/kg	8	8	400	2000	1100	24F-0001-BB17S
PCB-129/138/163	PCB-129/138/163	ng/kg	8	8	3500	16000	8800	24F-0001-BB17S
PCB-130	52663-66-8	ng/kg	8	8	180	900	480	24F-0001-BB17S
PCB-131	61798-70-7	ng/kg	8	6	5.3	85	34	24F-0001-BB15S
PCB-132	38380-05-1	ng/kg	8	8	130	2500	1300	24F-0001-BB15S
PCB-133	35694-04-3	ng/kg	8	8	61	300	170	24F-0001-BB17S
PCB-134	52704-70-8	ng/kg	8	8	24	370	200	24F-0001-BB17S
PCB-135/151	PCB-135/151	ng/kg	8	8	490	2500	1400	24F-0001-BB17S
PCB-136	38411-22-2	ng/kg	8	8	49	710	320	24F-0001-BB15S
PCB-137	35694-06-5	ng/kg	8	8	190	940	480	24F-0001-BB17S
PCB-139/140	PCB-139/140	ng/kg	8	8	48	240	140	24F-0001-BB15S 24F-0001-BB17S
PCB-141	52712-04-6	ng/kg	8	8	330	1600	820	24F-0001-BB17S
PCB-142	41411-61-4	ng/kg	8	0				-
PCB-143	68194-15-0	ng/kg	8	0				-
PCB-144	68194-14-9	ng/kg	8	8	60	310	170	24F-0001-BB17S
PCB-145	74472-40-5	ng/kg	8	0				-
PCB-146	51908-16-8	ng/kg	8	8	610	2600	1400	24F-0001-BB17S
PCB-147/149	PCB-147/149	ng/kg	8	8	1500	7500	4200	24F-0001-BB17S
PCB-148	74472-41-6	ng/kg	8	7	5.9	31	17	24F-0001-BB30S
PCB-150	68194-08-1	ng/kg	8	5	1.5	19	7.3	24F-0001-BB15S
PCB-152	68194-09-2	ng/kg	8	5	2.8	19	11	24F-0001-BB15S 24F-0001-BB17S
PCB-153/168	PCB-153/168	ng/kg	8	8	2600	11000	6500	24F-0001-BB17S
PCB-154	60145-22-4	ng/kg	8	8	37	220	120	24F-0001-BB17S
PCB-155	33979-03-2	ng/kg	8	1	1.9	1.9	1.9	24F-0001-BB15S
PCB-156/157	PCB-156/157	ng/kg	8	8	350	1900	920	24F-0001-BB17S
PCB-158	74472-42-7	ng/kg	8	8	260	1400	710	24F-0001-BB17S
PCB-159	39635-35-3	ng/kg	8	0				-
PCB-160	41411-62-5	ng/kg	8	0				-
PCB-161	74472-43-8	ng/kg	8	0				-
PCB-162	39635-34-2	ng/kg	8	5	14	44	31	24F-0001-BB15S
PCB-164	74472-45-0	ng/kg	8	8	180	780	400	24F-0001-BB17S
PCB-165	74472-46-1	ng/kg	8	4	4	15	9.7	24F-0001-BB15S
PCB-167	52663-72-6	ng/kg	8	8	160	700	380	24F-0001-BB17S

Table 35
Phase 1 Brown Bullhead Fillet Tissue Analytical Results Statistics
Phase 2 Data Evaluation Summary Memorandum
Lower Neponset River
Boston and Milton, Massachusetts

Analyte	CAS Number	Units	Number of Samples	Number of Detections	Min. Detected Value	Max Detected Value	Avg. Detected Values	Location of Max. Detection
PCB-169	32774-16-6	ng/kg	8	0				-
PCB-170	35065-30-6	ng/kg	8	8	340	1800	900	24F-0001-BB17S
PCB-171/173	PCB-171/173	ng/kg	8	8	83	490	250	24F-0001-BB17S
PCB-172	52663-74-8	ng/kg	8	8	72	370	180	24F-0001-BB17S
PCB-174	38411-25-5	ng/kg	8	8	240	1300	590	24F-0001-BB17S
PCB-175	40186-70-7	ng/kg	8	8	11	69	35	24F-0001-BB17S
PCB-176	52663-65-7	ng/kg	8	7	10	100	49	24F-0001-BB17S
PCB-177	52663-70-4	ng/kg	8	8	160	900	460	24F-0001-BB17S
PCB-178	52663-67-9	ng/kg	8	8	65	370	200	24F-0001-BB17S
PCB-179	52663-64-6	ng/kg	8	8	53	320	180	24F-0001-BB17S
PCB-180/193	PCB-180/193	ng/kg	8	8	870	4300	2200	24F-0001-BB17S
PCB-181	74472-47-2	ng/kg	8	6	7.2	24	14	24F-0001-BB15S
PCB-182	60145-23-5	ng/kg	8	4	4.2	12	7.4	24F-0001-BB15S
PCB-183/185	PCB-183/185	ng/kg	8	8	200	1100	580	24F-0001-BB17S
PCB-184	74472-48-3	ng/kg	8	0				-
PCB-186	74472-49-4	ng/kg	8	0				-
PCB-187	52663-68-0	ng/kg	8	8	970	4200	2200	24F-0001-BB17S
PCB-188	74487-85-7	ng/kg	8	4	1.2	6.1	3.3	24F-0001-BB15S
PCB-189	39635-31-9	ng/kg	8	7	18	86	43	24F-0001-BB30S
PCB-190	41411-64-7	ng/kg	8	8	77	410	220	24F-0001-BB17S
PCB-191	74472-50-7	ng/kg	8	6	14	72	36	24F-0001-BB17S
PCB-192	74472-51-8	ng/kg	8	0				-
PCB-194	35694-08-7	ng/kg	8	8	200	940	520	24F-0001-BB17S
PCB-195	52663-78-2	ng/kg	8	8	62	320	170	24F-0001-BB17S
PCB-196	42740-50-1	ng/kg	8	8	73	410	200	24F-0001-BB17S
PCB-197/200	PCB-197/200	ng/kg	8	7	17	74	40	24F-0001-BB30S
PCB-198/199	PCB-198/199	ng/kg	8	8	230	1100	610	24F-0001-BB17S 24F-0001-BB30S
PCB-201	40186-71-8	ng/kg	8	8	14	79	42	24F-0001-BB17S
PCB-202	2136-99-4	ng/kg	8	8	28	130	84	24F-0001-BB13S 24F-0001-BB17S
PCB-203	52663-76-0	ng/kg	8	8	140	700	380	24F-0001-BB17S
PCB-204	74472-52-9	ng/kg	8	0				-
PCB-205	74472-53-0	ng/kg	8	8	8.9	51	27	24F-0001-BB17S
PCB-206	40186-72-9	ng/kg	8	8	95	490	270	24F-0001-BB30S
PCB-207	52663-79-3	ng/kg	8	8	9.5	45	25	24F-0001-BB30S
PCB-208	52663-77-1	ng/kg	8	8	34	160	93	24F-0001-BB30S
PCB-209	2051-24-3	ng/kg	8	8	47	200	120	24F-0001-BB30S
Total PCB TEQ (Bird)	RA-TEQ-B-PCB	ng/kg	8	8	0.9592	11.06834	5.507329	24F-0001-BB15S
Total PCB TEQ (Fish)	RA-TEQ-F-PCB	ng/kg	8	8	0.044855	0.20767	0.117294	24F-0001-BB15S
Total PCB TEQ (Mammal)	RA-TEQ-M-PCB	ng/kg	8	8	0.23713	2.36732	1.19552	24F-0001-BB15S
Total Decachlorobiphenyls	RA_Total_DECPCB	ng/kg	8	8	47	200	120	24F-0001-BB30S
Total Dichlorobiphenyls	RA_Total_DIPCB	ng/kg	8	8	1420	7096	3073.5	24F-0001-BB15S

Table 35
Phase 1 Brown Bullhead Fillet Tissue Analytical Results Statistics
Phase 2 Data Evaluation Summary Memorandum
Lower Neponset River
Boston and Milton, Massachusetts

Analyte	CAS Number	Units	Number of Samples	Number of Detections	Min. Detected Value	Max Detected Value	Avg. Detected Values	Location of Max. Detection
Total Heptachlorobiphenyls	RA_Total_HEPPCB	ng/kg	8	8	3024.9	14701	7552.3	24F-0001-BB17S
Total Hexachlorobiphenyls	RA_Total_HEXPCB	ng/kg	8	8	11964.9	54169	30074.3	24F-0001-BB17S
Total Monochlorobiphenyls	RA_Total_MONPCB	ng/kg	8	8	110	1300.6	424.83	24F-0001-BB55S
Total Nonachlorobiphenyls	RA_Total_NONPCB	ng/kg	8	8	138.5	695	387.2	24F-0001-BB30S
Total Octachlorobiphenyls	RA_Total_OCTPCB	ng/kg	8	8	755.9	3730	2037	24F-0001-BB17S
Total PCB Congeners	RA_Tot_PCB_Cong	ng/kg	8	8	65000.8	317665	185526	24F-0001-BB15S
Total Pentachlorobiphenyls	RA_Total_PENPCB	ng/kg	8	8	15750	69789.3	42486.5	24F-0001-BB15S
Total Tetrachlorobiphenyls	RA_Total_TETPCB	ng/kg	8	8	24714.9	133607	75159.3	24F-0001-BB15S
Total Trichlorobiphenyls	RA_Total_TRICPB	ng/kg	8	8	5707.4	48690.5	24210.8	24F-0001-BB15S
TCL Pesticides								
ALDRIN	309-00-2	ug/kg	8	0				-
ALPHA BHC (ALPHA HEXACHLOROCYCLOHEXANE)	319-84-6	ug/kg	8	0				-
ALPHA ENDOSULFAN (ENDOSULFAN I)	959-98-8	ug/kg	8	0				-
BETA BHC (BETA HEXACHLOROCYCLOHEXANE)	319-85-7	ug/kg	8	0				-
BETA ENDOSULFAN (ENDOSULFAN II)	33213-65-9	ug/kg	8	0				-
cis-Chlordane (alpha-Chlordane)	5103-71-9	ug/kg	8	8	0.19	2.3	0.73	24F-0001-BB15S
DELTA BHC (DELTA HEXACHLOROCYCLOHEXANE)	319-86-8	ug/kg	8	0				-
DIELDRIN	60-57-1	ug/kg	8	1	0.27	0.27	0.27	24F-0001-BB15S
ENDOSULFAN SULFATE	1031-07-8	ug/kg	8	0				-
ENDRIN	72-20-8	ug/kg	8	0				-
ENDRIN ALDEHYDE	7421-93-4	ug/kg	8	0				-
ENDRIN KETONE	53494-70-5	ug/kg	8	0				-
GAMMA BHC (LINDANE)	58-89-9	ug/kg	8	0				-
HEPTACHLOR	76-44-8	ug/kg	8	0				-
HEPTACHLOR EPOXIDE	1024-57-3	ug/kg	8	2	0.12	0.16	0.14	24F-0001-BB15S
METHOXYCHLOR	72-43-5	ug/kg	8	0				-
P,P'-DDD (4,4'-DDD)	72-54-8	ug/kg	8	8	0.51	2.7	1.3	24F-0001-BB15S 24F-0001-BB30S
P,P'-DDE (4,4'-DDE)	72-55-9	ug/kg	8	8	1	4.9	2.6	24F-0001-BB30S
P,P'-DDT (4,4'-DDT)	50-29-3	ug/kg	8	0				-
Trans-Chlordane (Gamma-Chlordane)	5103-74-2	ug/kg	8	6	0.17	1.3	0.5	24F-0001-BB15S
TAL Metals								
Aluminum	7429-90-5	mg/kg	2	0				-
Antimony	7440-36-0	mg/kg	2	0				-
Arsenic	7440-38-2	mg/kg	2	0				-
Barium	7440-39-3	mg/kg	2	0				-
Beryllium	7440-41-7	mg/kg	2	0				-
Cadmium	7440-43-9	mg/kg	2	0				-
Calcium	7440-70-2	mg/kg	2	0				-
Chromium, Total	7440-47-3	mg/kg	2	0				-
Cobalt	7440-48-4	mg/kg	2	0				-
Copper	7440-50-8	mg/kg	2	0				-
Iron	7439-89-6	mg/kg	2	0				-

Table 35
Phase 1 Brown Bullhead Fillet Tissue Analytical Results Statistics
Phase 2 Data Evaluation Summary Memorandum
Lower Neponset River
Boston and Milton, Massachusetts

Analyte	CAS Number	Units	Number of Samples	Number of Detections	Min. Detected Value	Max Detected Value	Avg. Detected Values	Location of Max. Detection
Lead	7439-92-1	mg/kg	2	0				-
Magnesium	7439-95-4	mg/kg	2	0				-
Manganese	7439-96-5	mg/kg	2	0				-
Mercury	7439-97-6	ng/g	6	6	182	642	405	24F-0001-BB13S
METHYL MERCURY	22967-92-6	ng/g	6	6	190	666	384	24F-0001-BB13S
Nickel	7440-02-0	mg/kg	2	0				-
Potassium	7440-09-7	mg/kg	2	2	2550	2700	2630	24F-0001-BB15S
Selenium	7782-49-2	mg/kg	2	0				-
Silver	7440-22-4	mg/kg	2	0				-
Sodium	7440-23-5	mg/kg	2	0				-
Thallium	7440-28-0	mg/kg	2	0				-
Vanadium	7440-62-2	mg/kg	2	0				-
Zinc	7440-66-6	mg/kg	2	2	5.4	5.7	5.6	24F-0001-BB47S

Notes:
(a) The number of samples shown and the calculation of summary statistics treated the parent and field duplicate as individual samples.

Sums and TEQ:
(a) The homolog groups sums for PCBs and PCDD/Fs were calculated by summing the detected congeners in each group; if no congeners in a group were detected, the maximum reporting detection limit for any individual congener in that homolog group was used.
(b) The concentration of total PCB congeners was calculated as the sum of detected congeners in each sample.
(c) PCDD/F TEQ and PCB Toxic Equivalency (TEQ) values were calculated by summing the detected compounds in each group that have been multiplied by their specific Toxic Equivalency Factors (TEFs); see Table 51 for more details. For any sample that did not have any detected compounds, the resulting TEQ is shown as a zero.
(d) For coelution of dioxin-like (DL) and non-DL congeners, TEF is applied to the full reported concentration.
(e) Calculated total values are inclusive of Estimated Maximum Possible Concentration (EMPC) results.

Analytes:
PCB - polychlorinated biphenyl
PCDD/F - polychlorinated dibenzodioxins/furans
TAL - target analyte list
TCL - target compound list

Units:
% - percent
ng/g - nanograms per gram
ng/kg - nanograms per kilogram
mg/kg - miligrams per kilogram
ug/kg - micrograms per kilogram

Table 36
Phase 1 Brown Bullhead Whole Body Tissue Analytical Results Statistics
Phase 2 Data Evaluation Summary Memorandum
Lower Neponset River
Boston and Milton, Massachusetts

Analyte	CAS Number	Units	Number of Samples (a)	Number of Detections	Min. Detected Value	Max Detected Value	Avg. Detected Values	Location of Max. Detection
PCDD/F								
1,2,3,4,6,7,8-HEPTACHLORODIBENZOFURAN	67562-39-4	ng/kg	8	6	1.5	3.3	2.3	24F-0001-BB17S
1,2,3,4,6,7,8-HEPTACHLORODIBENZO-P-DIOXIN	35822-46-9	ng/kg	8	8	1.2	5.1	3.5	24F-0001-BB47S
1,2,3,4,7,8,9-HEPTACHLORODIBENZOFURAN	55673-89-7	ng/kg	8	0				-
1,2,3,4,7,8-HEXACHLORODIBENZOFURAN	70648-26-9	ng/kg	8	0				-
1,2,3,4,7,8-HEXACHLORODIBENZO-P-DIOXIN	39227-28-6	ng/kg	8	0				-
1,2,3,6,7,8-HEXACHLORODIBENZOFURAN	57117-44-9	ng/kg	8	0				-
1,2,3,6,7,8-HEXACHLORODIBENZO-P-DIOXIN	57653-85-7	ng/kg	8	7	1	2.7	1.6	24F-0001-BB47S
1,2,3,7,8,9-HEXACHLORODIBENZOFURAN	72918-21-9	ng/kg	8	0				-
1,2,3,7,8,9-HEXACHLORODIBENZO-P-DIOXIN	19408-74-3	ng/kg	8	0				-
1,2,3,7,8-PENTACHLORODIBENZOFURAN	57117-41-6	ng/kg	8	0				-
1,2,3,7,8-PENTACHLORODIBENZO-P-DIOXIN	40321-76-4	ng/kg	8	3	1.1	2.2	1.5	24F-0001-BB30S
2,3,4,6,7,8-HEXACHLORODIBENZOFURAN	60851-34-5	ng/kg	8	0				-
2,3,4,7,8-PENTACHLORODIBENZOFURAN	57117-31-4	ng/kg	8	3	1.3	1.6	1.4	24F-0001-BB47S
2,3,7,8-TETRACHLORODIBENZOFURAN	51207-31-9	ng/kg	8	4	0.35	0.83	0.61	24F-0001-BB17S
2,3,7,8-TETRACHLORODIBENZO-P-DIOXIN	1746-01-6	ng/kg	8	4	0.22	0.33	0.3	24F-0001-BB30S
Heptachlorodibenzofurans	38998-75-3	ng/kg	8	6	1.5	3.3	2.3	24F-0001-BB17S
Heptachlorodibenzo-P-Dioxins	37871-00-4	ng/kg	8	8	1.2	5.1	3.5	24F-0001-BB47S
HEXACHLORODIBENZOFURAN	55684-94-1	ng/kg	8	8	0.32	3.6	1.6	24F-0001-BB30S
HEXACHLORODIBENZO-P-DIOXIN	34465-46-8	ng/kg	8	7	1	2.7	1.8	24F-0001-BB17S 24F-0001-BB47S
OCTACHLORODIBENZOFURAN	39001-02-0	ng/kg	8	0				-
OCTACHLORODIBENZO-P-DIOXIN	3268-87-9	ng/kg	8	5	4.2	5.1	4.7	24F-0001-BB13S
PENTACHLORO DIBENZOFURAN	30402-15-4	ng/kg	8	8	0.43	16	5.1	24F-0001-BB30S
PENTACHLORODIBENZO-P-DIOXIN	36088-22-9	ng/kg	8	3	1.1	2.2	1.5	24F-0001-BB30S
Tetrachlorodibenzofuran	55722-27-5	ng/kg	8	8	4.4	62	18	24F-0001-BB30S
TETRACHLORODIBENZO-P-DIOXIN	41903-57-5	ng/kg	8	4	0.22	0.33	0.3	24F-0001-BB30S
Total PCDD/F TEQ (Bird)	RA-TEQ-B-DF	ng/kg	8	8	0.0012	3.87484	1.57364	24F-0001-BB30S
Total PCDD/F TEQ (Fish)	RA-TEQ-F-DF	ng/kg	8	8	0.0012	3.22484	1.02258	24F-0001-BB30S
Total PCDD/F TEQ (Mammal)	RA-TEQ-M-DF	ng/kg	8	8	0.012	3.17632	1.09175	24F-0001-BB30S
Percent Moisture								
MOISTURE, PERCENT	MOIST	%	8	8	70.63	77.68	74.13	24F-0001-BB47S
Percent Lipids								
PERCENT LIPIDS	LIPIDPERCENT	%	8	8	0.91	5.16	3.25	24F-0001-BB44S
PCB Congeners								
PCB-001	2051-60-7	ng/kg	8	8	230	2400	930	24F-0001-BB55S
PCB-002	2051-61-8	ng/kg	8	5	0.61	2.3	1.3	24F-0001-BB15S
PCB-003	2051-62-9	ng/kg	8	8	4.5	260	120	24F-0001-BB30S
PCB-004	13029-08-8	ng/kg	8	8	2200	5900	3900	24F-0001-BB15S
PCB-005	16605-91-7	ng/kg	8	0				-
PCB-006	25569-80-6	ng/kg	8	7	210	1500	720	24F-0001-BB17S
PCB-007	33284-50-3	ng/kg	8	1	0.77	0.77	0.77	24F-0001-BB47S
PCB-008	34883-43-7	ng/kg	8	8	1800	7000	4600	24F-0001-BB17S
PCB-009	34883-39-1	ng/kg	8	7	2	170	35	24F-0001-BB17S

Table 36
Phase 1 Brown Bullhead Whole Body Tissue Analytical Results Statistics
Phase 2 Data Evaluation Summary Memorandum
Lower Neponset River
Boston and Milton, Massachusetts

Analyte	CAS Number	Units	Number of Samples (a)	Number of Detections	Min. Detected Value	Max Detected Value	Avg. Detected Values	Location of Max. Detection
PCB-010	33146-45-1	ng/kg	8	7	3.8	650	230	24F-0001-BB15S
PCB-011	2050-67-1	ng/kg	8	3	2.7	17	7.8	24F-0001-BB15S
PCB-012/013	PCB-12/13	ng/kg	8	4	2.8	110	36	24F-0001-BB56S
PCB-014	34883-41-5	ng/kg	8	0				-
PCB-015	2050-68-2	ng/kg	8	8	13	1600	650	24F-0001-BB15S
PCB-016	38444-78-9	ng/kg	8	7	13	580	230	24F-0001-BB17S
PCB-017	37680-66-3	ng/kg	8	8	530	5300	2600	24F-0001-BB17S
PCB-018/030	PCB-18/30	ng/kg	8	8	310	4600	1900	24F-0001-BB17S
PCB-019	38444-73-4	ng/kg	8	8	690	4200	2000	24F-0001-BB15S
PCB-020/028	PCB-20/28	ng/kg	8	8	18000	81000	40000	24F-0001-BB30S
PCB-021/033	PCB-21/33	ng/kg	8	6	210	1100	550	24F-0001-BB30S
PCB-022	38444-85-8	ng/kg	8	8	1300	7700	3900	24F-0001-BB30S
PCB-023	55720-44-0	ng/kg	8	0				-
PCB-024	55702-45-9	ng/kg	8	5	0.28	50	11	24F-0001-BB17S
PCB-025	55712-37-3	ng/kg	8	8	500	4500	2300	24F-0001-BB30S
PCB-026/029	PCB-26/29	ng/kg	8	8	3900	23000	12000	24F-0001-BB30S
PCB-027	38444-76-7	ng/kg	8	8	250	1300	700	24F-0001-BB17S
PCB-031	16606-02-3	ng/kg	8	8	3200	19000	11000	24F-0001-BB30S
PCB-032	38444-77-8	ng/kg	8	8	4200	42000	17000	24F-0001-BB30S
PCB-034	37680-68-5	ng/kg	8	8	220	1100	570	24F-0001-BB17S
PCB-035	37680-69-6	ng/kg	8	0				-
PCB-036	38444-87-0	ng/kg	8	0				-
PCB-037	38444-90-5	ng/kg	8	7	3.7	400	130	24F-0001-BB30S
PCB-038	53555-66-1	ng/kg	8	1	0.79	0.79	0.79	24F-0001-BB47S
PCB-039	38444-88-1	ng/kg	8	1	2.1	2.1	2.1	24F-0001-BB55S
PCB-040/071	PCB-40/71	ng/kg	8	8	1800	26000	10000	24F-0001-BB30S
PCB-041	52663-59-9	ng/kg	8	0				-
PCB-042	36559-22-5	ng/kg	8	8	1200	21000	7700	24F-0001-BB30S
PCB-043	70362-46-8	ng/kg	8	8	260	1800	970	24F-0001-BB30S
PCB-044/047/065	PCB-44/47/65	ng/kg	8	8	34000	190000	79000	24F-0001-BB30S
PCB-045/051	PCB-45/51	ng/kg	8	8	1200	15000	6100	24F-0001-BB30S
PCB-046	41464-47-5	ng/kg	8	8	1.2	310	140	24F-0001-BB17S
PCB-048	70362-47-9	ng/kg	8	8	37	3100	1200	24F-0001-BB30S
PCB-049/069	PCB-49/69	ng/kg	8	8	21000	120000	50000	24F-0001-BB30S
PCB-050/053	PCB-50/53	ng/kg	8	8	380	5800	3100	24F-0001-BB17S
PCB-052	35693-99-3	ng/kg	8	8	32000	150000	62000	24F-0001-BB30S
PCB-054	15968-05-5	ng/kg	8	8	0.81	190	86	24F-0001-BB17S
PCB-055	74338-24-2	ng/kg	8	3	240	1200	560	24F-0001-BB30S
PCB-056	41464-43-1	ng/kg	8	8	830	17000	4700	24F-0001-BB30S
PCB-057	70424-67-8	ng/kg	8	8	220	1400	640	24F-0001-BB30S
PCB-058	41464-49-7	ng/kg	8	7	4.5	490	220	24F-0001-BB30S
PCB-059/062/075	PCB-59/62/75	ng/kg	8	8	2000	10000	4300	24F-0001-BB30S
PCB-060	33025-41-1	ng/kg	8	8	2500	21000	7000	24F-0001-BB30S
PCB-061/070/074/076	PCB-61/70/74/76	ng/kg	8	8	15000	88000	34000	24F-0001-BB30S

Table 36
Phase 1 Brown Bullhead Whole Body Tissue Analytical Results Statistics
Phase 2 Data Evaluation Summary Memorandum
Lower Neponset River
Boston and Milton, Massachusetts

Analyte	CAS Number	Units	Number of Samples (a)	Number of Detections	Min. Detected Value	Max Detected Value	Avg. Detected Values	Location of Max. Detection
PCB-063	74472-34-7	ng/kg	8	8	2200	14000	5800	24F-0001-BB30S
PCB-064	52663-58-8	ng/kg	8	8	7300	45000	17000	24F-0001-BB30S
PCB-066	32598-10-0	ng/kg	8	8	17000	120000	46000	24F-0001-BB30S
PCB-067	73575-53-8	ng/kg	8	7	1.1	220	98	24F-0001-BB13S
PCB-068	73575-52-7	ng/kg	8	8	760	3800	1800	24F-0001-BB30S
PCB-072	41464-42-0	ng/kg	8	8	910	4500	2100	24F-0001-BB30S
PCB-073	74338-23-1	ng/kg	8	1	220	220	220	24F-0001-BB55S
PCB-077	32598-13-3	ng/kg	8	8	1.1	1100	320	24F-0001-BB30S
PCB-078	70362-49-1	ng/kg	8	0				-
PCB-079	41464-48-6	ng/kg	8	7	3.5	310	130	24F-0001-BB13S
PCB-080	33284-52-5	ng/kg	8	0				-
PCB-081	70362-50-4	ng/kg	8	5	1.7	63	16	24F-0001-BB56S
PCB-082	52663-62-4	ng/kg	8	8	1.9	6300	2400	24F-0001-BB30S
PCB-083	60145-20-2	ng/kg	8	8	48	3300	1800	24F-0001-BB30S
PCB-084	52663-60-2	ng/kg	8	8	370	7400	3900	24F-0001-BB30S
PCB-085/116/117	PCB-85/116/117	ng/kg	8	8	5800	26000	12000	24F-0001-BB30S
PCB-086/087/097/109/119/125	PCB-86+	ng/kg	8	8	11000	48000	22000	24F-0001-BB30S
PCB-088/091	PCB-88/91	ng/kg	8	8	3500	17000	7700	24F-0001-BB30S
PCB-089	73575-57-2	ng/kg	8	5	3.8	270	160	24F-0001-BB13S
PCB-090/101/113	PCB-90/101/113	ng/kg	8	8	21000	80000	39000	24F-0001-BB30S
PCB-092	52663-61-3	ng/kg	8	8	5800	27000	13000	24F-0001-BB30S
PCB-093/100	PCB-93/100	ng/kg	8	8	650	2800	1300	24F-0001-BB30S
PCB-094	73575-55-0	ng/kg	8	6	3.2	280	85	24F-0001-BB17S
PCB-095	38379-99-6	ng/kg	8	8	11000	42000	21000	24F-0001-BB30S
PCB-096	73575-54-9	ng/kg	8	8	0.59	330	160	24F-0001-BB30S
PCB-098/102	PCB-98/102	ng/kg	8	8	180	2400	1200	24F-0001-BB30S
PCB-099	38380-01-7	ng/kg	8	8	15000	64000	31000	24F-0001-BB30S
PCB-103	60145-21-3	ng/kg	8	8	340	1600	740	24F-0001-BB30S
PCB-104	56558-16-8	ng/kg	8	1	1	1	1	24F-0001-BB15S
PCB-105	32598-14-4	ng/kg	8	8	7200	30000	13000	24F-0001-BB30S
PCB-106	70424-69-0	ng/kg	8	0				-
PCB-107	70424-68-9	ng/kg	8	8	1600	7900	3700	24F-0001-BB30S
PCB-108/124	PCB-108/124	ng/kg	8	8	240	1300	640	24F-0001-BB30S
PCB-110/115	PCB-110/115	ng/kg	8	8	20000	89000	43000	24F-0001-BB30S
PCB-111	39635-32-0	ng/kg	8	6	1.7	110	29	24F-0001-BB17S
PCB-112	74472-36-9	ng/kg	8	0				-
PCB-114	74472-37-0	ng/kg	8	8	580	2700	1200	24F-0001-BB30S
PCB-118	31508-00-6	ng/kg	8	8	22000	81000	40000	24F-0001-BB30S
PCB-120	68194-12-7	ng/kg	8	8	5	530	240	24F-0001-BB30S
PCB-121	56558-18-0	ng/kg	8	5	0.79	3.9	1.9	24F-0001-BB15S
PCB-122	76842-07-4	ng/kg	8	7	13	1800	740	24F-0001-BB30S
PCB-123	65510-44-3	ng/kg	8	8	520	1600	850	24F-0001-BB30S
PCB-126	57465-28-8	ng/kg	8	5	1.5	4.5	2.9	24F-0001-BB13S
PCB-127	39635-33-1	ng/kg	8	2	1.4	5.3	3.4	24F-0001-BB15S

Table 36
Phase 1 Brown Bullhead Whole Body Tissue Analytical Results Statistics
Phase 2 Data Evaluation Summary Memorandum
Lower Neponset River
Boston and Milton, Massachusetts

Analyte	CAS Number	Units	Number of Samples (a)	Number of Detections	Min. Detected Value	Max Detected Value	Avg. Detected Values	Location of Max. Detection
PCB-128/166	PCB-128/166	ng/kg	8	8	2600	10000	5400	24F-0001-BB30S
PCB-129/138/163	PCB-129/138/163	ng/kg	8	8	19000	80000	43000	24F-0001-BB30S
PCB-130	52663-66-8	ng/kg	8	8	1100	4300	2300	24F-0001-BB30S
PCB-131	61798-70-7	ng/kg	8	8	1	310	130	24F-0001-BB30S
PCB-132	38380-05-1	ng/kg	8	8	1200	10000	5800	24F-0001-BB30S
PCB-133	35694-04-3	ng/kg	8	8	370	1600	850	24F-0001-BB30S
PCB-134	52704-70-8	ng/kg	8	8	450	1900	1000	24F-0001-BB30S
PCB-135/151	PCB-135/151	ng/kg	8	8	3000	12000	6200	24F-0001-BB30S
PCB-136	38411-22-2	ng/kg	8	8	420	2400	1300	24F-0001-BB30S
PCB-137	35694-06-5	ng/kg	8	8	1000	4400	2300	24F-0001-BB30S
PCB-139/140	PCB-139/140	ng/kg	8	8	300	1300	680	24F-0001-BB30S
PCB-141	52712-04-6	ng/kg	8	8	1800	8000	4100	24F-0001-BB30S
PCB-142	41411-61-4	ng/kg	8	0				-
PCB-143	68194-15-0	ng/kg	8	0				-
PCB-144	68194-14-9	ng/kg	8	8	440	1500	770	24F-0001-BB30S
PCB-145	74472-40-5	ng/kg	8	0				-
PCB-146	51908-16-8	ng/kg	8	8	2900	13000	6700	24F-0001-BB30S
PCB-147/149	PCB-147/149	ng/kg	8	8	9200	36000	20000	24F-0001-BB30S
PCB-148	74472-41-6	ng/kg	8	8	5.2	190	75	24F-0001-BB30S
PCB-150	68194-08-1	ng/kg	8	6	0.29	43	16	24F-0001-BB15S
PCB-152	68194-09-2	ng/kg	8	7	0.63	86	29	24F-0001-BB30S
PCB-153/168	PCB-153/168	ng/kg	8	8	17000	56000	33000	24F-0001-BB30S
PCB-154	60145-22-4	ng/kg	8	8	230	1100	520	24F-0001-BB30S
PCB-155	33979-03-2	ng/kg	8	1	0.44	0.44	0.44	24F-0001-BB15S
PCB-156/157	PCB-156/157	ng/kg	8	8	2200	8900	4400	24F-0001-BB30S
PCB-158	74472-42-7	ng/kg	8	8	1600	6200	3400	24F-0001-BB30S
PCB-159	39635-35-3	ng/kg	8	1	96	96	96	24F-0001-BB47S
PCB-160	41411-62-5	ng/kg	8	0				-
PCB-161	74472-43-8	ng/kg	8	0				-
PCB-162	39635-34-2	ng/kg	8	7	4.6	340	98	24F-0001-BB30S
PCB-164	74472-45-0	ng/kg	8	8	920	3600	1900	24F-0001-BB30S
PCB-165	74472-46-1	ng/kg	8	4	0.79	24	7.9	24F-0001-BB56S
PCB-167	52663-72-6	ng/kg	8	8	1000	3500	1900	24F-0001-BB30S
PCB-169	32774-16-6	ng/kg	8	0				-
PCB-170	35065-30-6	ng/kg	8	8	1900	9600	4700	24F-0001-BB30S
PCB-171/173	PCB-171/173	ng/kg	8	8	520	2300	1200	24F-0001-BB30S
PCB-172	52663-74-8	ng/kg	8	8	410	1900	980	24F-0001-BB30S
PCB-174	38411-25-5	ng/kg	8	8	1300	5600	3000	24F-0001-BB30S
PCB-175	40186-70-7	ng/kg	8	8	2.5	340	160	24F-0001-BB30S
PCB-176	52663-65-7	ng/kg	8	8	90	430	240	24F-0001-BB30S
PCB-177	52663-70-4	ng/kg	8	8	1200	4300	2300	24F-0001-BB30S
PCB-178	52663-67-9	ng/kg	8	8	450	1800	1000	24F-0001-BB30S
PCB-179	52663-64-6	ng/kg	8	8	370	1600	830	24F-0001-BB30S
PCB-180/193	PCB-180/193	ng/kg	8	8	5100	23000	12000	24F-0001-BB30S

Table 36
Phase 1 Brown Bullhead Whole Body Tissue Analytical Results Statistics
Phase 2 Data Evaluation Summary Memorandum
Lower Neponset River
Boston and Milton, Massachusetts

Analyte	CAS Number	Units	Number of Samples (a)	Number of Detections	Min. Detected Value	Max Detected Value	Avg. Detected Values	Location of Max. Detection
PCB-181	74472-47-2	ng/kg	8	7	1.6	130	52	24F-0001-BB17S
PCB-182	60145-23-5	ng/kg	8	7	0.83	62	30	24F-0001-BB17S
PCB-183/185	PCB-183/185	ng/kg	8	8	1300	5800	3100	24F-0001-BB30S
PCB-184	74472-48-3	ng/kg	8	0				-
PCB-186	74472-49-4	ng/kg	8	0				-
PCB-187	52663-68-0	ng/kg	8	8	4400	23000	12000	24F-0001-BB30S
PCB-188	74487-85-7	ng/kg	8	4	0.27	28	9.2	24F-0001-BB13S
PCB-189	39635-31-9	ng/kg	8	8	120	560	250	24F-0001-BB30S
PCB-190	41411-64-7	ng/kg	8	8	540	2200	1200	24F-0001-BB30S
PCB-191	74472-50-7	ng/kg	8	8	91	360	200	24F-0001-BB30S
PCB-192	74472-51-8	ng/kg	8	0				-
PCB-194	35694-08-7	ng/kg	8	8	1200	5600	2700	24F-0001-BB30S
PCB-195	52663-78-2	ng/kg	8	8	380	1700	880	24F-0001-BB30S
PCB-196	42740-50-1	ng/kg	8	8	450	2100	1000	24F-0001-BB30S
PCB-197/200	PCB-197/200	ng/kg	8	8	100	440	230	24F-0001-BB30S
PCB-198/199	PCB-198/199	ng/kg	8	8	1300	6600	3200	24F-0001-BB30S
PCB-201	40186-71-8	ng/kg	8	8	91	380	210	24F-0001-BB30S
PCB-202	2136-99-4	ng/kg	8	8	190	760	430	24F-0001-BB13S
PCB-203	52663-76-0	ng/kg	8	8	820	3900	2000	24F-0001-BB30S
PCB-204	74472-52-9	ng/kg	8	0				-
PCB-205	74472-53-0	ng/kg	8	8	58	300	140	24F-0001-BB30S
PCB-206	40186-72-9	ng/kg	8	8	500	2800	1400	24F-0001-BB30S
PCB-207	52663-79-3	ng/kg	8	8	4.1	270	94	24F-0001-BB30S
PCB-208	52663-77-1	ng/kg	8	8	170	890	470	24F-0001-BB30S
PCB-209	2051-24-3	ng/kg	8	8	180	1200	620	24F-0001-BB30S
Total PCB TEQ (Bird)	RA-TEQ-B-PCB	ng/kg	8	8	2.1197	60.0266	19.6928	24F-0001-BB30S
Total PCB TEQ (Fish)	RA-TEQ-F-PCB	ng/kg	8	8	0.218	0.7513	0.35475	24F-0001-BB30S
Total PCB TEQ (Mammal)	RA-TEQ-M-PCB	ng/kg	8	8	1.158	3.9578	2.06449	24F-0001-BB30S
Total Decachlorobiphenyls	RA_Total_DECPCB	ng/kg	8	8	180	1200	620	24F-0001-BB30S
Total Dichlorobiphenyls	RA_Total_DIPCB	ng/kg	8	8	4700	15000	10000	24F-0001-BB15S 24F-0001-BB17S
Total Heptachlorobiphenyls	RA_Total_HEPPCB	ng/kg	8	8	17000	77000	40000	24F-0001-BB30S
Total Hexachlorobiphenyls	RA_Total_HEXPCB	ng/kg	8	8	69000	270000	150000	24F-0001-BB30S
Total Monochlorobiphenyls	RA_Total_MONPCB	ng/kg	8	8	240	2600	1000	24F-0001-BB55S
Total Nonachlorobiphenyls	RA_Total_NONPCB	ng/kg	8	8	710	4000	2000	24F-0001-BB30S
Total Octachlorobiphenyls	RA_Total_OCTPCB	ng/kg	8	8	4500	21000	11000	24F-0001-BB30S
Total PCB Congeners	RA_Tot_PCB_Cong	ng/kg	8	8	430000	1800000	830000	24F-0001-BB30S
Total Pentachlorobiphenyls	RA_Total_PENPCB	ng/kg	8	8	110000	410000	200000	24F-0001-BB30S
Total Tetrachlorobiphenyls	RA_Total_TETPCB	ng/kg	8	8	150000	840000	340000	24F-0001-BB30S
Total Trichlorobiphenyls	RA_Total_TRICPB	ng/kg	8	8	34000	190000	95000	24F-0001-BB30S

Table 36
Phase 1 Brown Bullhead Whole Body Tissue Analytical Results Statistics
Phase 2 Data Evaluation Summary Memorandum
Lower Neponset River
Boston and Milton, Massachusetts

Analyte	CAS Number	Units	Number of Samples (a)	Number of Detections	Min. Detected Value	Max Detected Value	Avg. Detected Values	Location of Max. Detection
TCL Pesticides								
ALDRIN	309-00-2	ug/kg	8	0				-
ALPHA BHC (ALPHA HEXACHLOROCYCLOHEXANE)	319-84-6	ug/kg	8	0				-
ALPHA ENDOSULFAN (ENDOSULFAN I)	959-98-8	ug/kg	8	0				-
BETA BHC (BETA HEXACHLOROCYCLOHEXANE)	319-85-7	ug/kg	8	0				-
BETA ENDOSULFAN (ENDOSULFAN II)	33213-65-9	ug/kg	8	0				-
cis-Chlordane (alpha-Chlordane)	5103-71-9	ug/kg	8	8	3.5	12	6.9	24F-0001-BB15S
DELTA BHC (DELTA HEXACHLOROCYCLOHEXANE)	319-86-8	ug/kg	8	0				-
DIELDRIN	60-57-1	ug/kg	8	6	0.24	2	1.1	24F-0001-BB17S
ENDOSULFAN SULFATE	1031-07-8	ug/kg	8	0				-
ENDRIN	72-20-8	ug/kg	8	0				-
ENDRIN ALDEHYDE	7421-93-4	ug/kg	8	0				-
ENDRIN KETONE	53494-70-5	ug/kg	8	0				-
GAMMA BHC (LINDANE)	58-89-9	ug/kg	8	0				-
HEPTACHLOR	76-44-8	ug/kg	8	0				-
HEPTACHLOR EPOXIDE	1024-57-3	ug/kg	8	8	0.15	1.5	0.6	24F-0001-BB17S
METHOXYCHLOR	72-43-5	ug/kg	8	0				-
P,P'-DDD (4,4'-DDD)	72-54-8	ug/kg	8	8	8	26	16	24F-0001-BB30S
P,P'-DDE (4,4'-DDE)	72-55-9	ug/kg	8	8	7.2	59	37	24F-0001-BB30S
P,P'-DDT (4,4'-DDT)	50-29-3	ug/kg	8	8	0.45	2.8	1.5	24F-0001-BB30S
Trans-Chlordane (Gamma-Chlordane)	5103-74-2	ug/kg	8	8	1.8	12	4.6	24F-0001-BB15S

Table 36
Phase 1 Brown Bullhead Whole Body Tissue Analytical Results Statistics
Phase 2 Data Evaluation Summary Memorandum
Lower Neponset River
Boston and Milton, Massachusetts

Analyte	CAS Number	Units	Number of Samples (a)	Number of Detections	Min. Detected Value	Max Detected Value	Avg. Detected Values	Location of Max. Detection
TAL Metals								
Aluminum	7429-90-5	mg/kg	8	0				-
Antimony	7440-36-0	mg/kg	8	0				-
Arsenic	7440-38-2	mg/kg	8	0				-
Barium	7440-39-3	mg/kg	8	0				-
Beryllium	7440-41-7	mg/kg	8	0				-
Cadmium	7440-43-9	mg/kg	8	0				-
Calcium	7440-70-2	mg/kg	8	8	6070	12700	8690	24F-0001-BB44S
Chromium, Total	7440-47-3	mg/kg	8	0				-
Cobalt	7440-48-4	mg/kg	8	0				-
Copper	7440-50-8	mg/kg	8	0				-
Iron	7439-89-6	mg/kg	8	0				-
Lead	7439-92-1	mg/kg	8	0				-
Magnesium	7439-95-4	mg/kg	8	0				-
Manganese	7439-96-5	mg/kg	8	8	2.2	5.2	3.55	24F-0001-BB13S
Mercury	7439-97-6	ng/g	8	8	118	397	236	24F-0001-BB13S
METHYL MERCURY	22967-92-6	ng/g	8	8	116	400	241	24F-0001-BB30S
Nickel	7440-02-0	mg/kg	8	0				-
Potassium	7440-09-7	mg/kg	8	8	1500	2290	1990	24F-0001-BB17S
Selenium	7782-49-2	mg/kg	8	0				-
Silver	7440-22-4	mg/kg	8	0				-
Sodium	7440-23-5	mg/kg	8	1	1010	1010	1010	24F-0001-BB44S
Thallium	7440-28-0	mg/kg	8	0				-
Vanadium	7440-62-2	mg/kg	8	0				-
Zinc	7440-66-6	mg/kg	8	8	12.6	21.1	16.6	24F-0001-BB56S

Notes:
(a) The number of samples shown and the calculation of summary statistics treated the parent and field duplicate as individual samples.
(b) PCDD/F TEQ and PCB Toxic Equivalency (TEQ) values were calculated by summing the detected compounds in each group that have been multiplied by their specific Toxic Equivalency Factors (TEFs); see Table 51 for more details.
(c) Whole-body concentrations were calculated by AECOM as detailed in the text.

Analytes:
PCB - polychlorinated biphenyl
PCDD/F - polychlorinated dibenzodioxins/furans
TAL - target analyte list
TCL - target compound list

Units:
ng/g - nanograms per gram
ng/kg - nanograms per kilogram
mg/kg - miligrams per kilogram
ug/kg - micrograms per kilogram

Table 37
Phase 2 Brown Bullhead Fillet Tissue Analytical Results Statistics
Phase 2 Data Evaluation Summary Memorandum
Lower Neponset River
Boston and Milton, Massachusetts

Analyte	CAS Number	Units	Number of Samples	Number of Detections	Min. Detected Value	Max Detected Value	Avg. Detected Values	Location of Max. Detection
PCDD/F								
1,2,3,4,6,7,8-HEPTACHLORODIBENZOFURAN	67562-39-4	ng/kg	9	0				-
1,2,3,4,6,7,8-HEPTACHLORODIBENZO-P-DIOXIN	35822-46-9	ng/kg	9	1	2.5	2.5	2.5	24F-0002-BB03S
1,2,3,4,7,8,9-HEPTACHLORODIBENZOFURAN	55673-89-7	ng/kg	9	0				-
1,2,3,4,7,8-HEXACHLORODIBENZOFURAN	70648-26-9	ng/kg	9	0				-
1,2,3,4,7,8-HEXACHLORODIBENZO-P-DIOXIN	39227-28-6	ng/kg	9	0				-
1,2,3,6,7,8-HEXACHLORODIBENZOFURAN	57117-44-9	ng/kg	9	0				-
1,2,3,6,7,8-HEXACHLORODIBENZO-P-DIOXIN	57653-85-7	ng/kg	9	1	2.2	2.2	2.2	24F-0002-BB03S
1,2,3,7,8,9-HEXACHLORODIBENZOFURAN	72918-21-9	ng/kg	9	0				-
1,2,3,7,8,9-HEXACHLORODIBENZO-P-DIOXIN	19408-74-3	ng/kg	9	0				-
1,2,3,7,8-PENTACHLORODIBENZOFURAN	57117-41-6	ng/kg	9	0				-
1,2,3,7,8-PENTACHLORODIBENZO-P-DIOXIN	40321-76-4	ng/kg	9	0				-
2,3,4,6,7,8-HEXACHLORODIBENZOFURAN	60851-34-5	ng/kg	9	0				-
2,3,4,7,8-PENTACHLORODIBENZOFURAN	57117-31-4	ng/kg	9	1	1.2	1.2	1.2	24F-0002-BB03S
2,3,7,8-TETRACHLORODIBENZOFURAN	51207-31-9	ng/kg	9	1	1.2	1.2	1.2	24F-0002-BB03S
2,3,7,8-TETRACHLORODIBENZO-P-DIOXIN	1746-01-6	ng/kg	9	0				-
Heptachlorodibenzofurans	38998-75-3	ng/kg	9	0				-
Heptachlorodibenzo-P-Dioxins	37871-00-4	ng/kg	9	1	2.5	2.5	2.5	24F-0002-BB03S
HEXACHLORODIBENZOFURAN	55684-94-1	ng/kg	9	2	0.25	0.98	0.62	24F-0002-BB03S
HEXACHLORODIBENZO-P-DIOXIN	34465-46-8	ng/kg	9	1	4.3	4.3	4.3	24F-0002-BB03S
OCTACHLORODIBENZOFURAN	39001-02-0	ng/kg	9	0				-
OCTACHLORODIBENZO-P-DIOXIN	3268-87-9	ng/kg	9	1	4.2	4.2	4.2	24F-0002-BB03S
PENTACHLORO DIBENZOFURAN	30402-15-4	ng/kg	9	6	0.65	10	3	24F-0002-BB03S
PENTACHLORODIBENZO-P-DIOXIN	36088-22-9	ng/kg	9	0				-
Tetrachlorodibenzofuran	55722-27-5	ng/kg	9	8	0.69	7.2	3.8	24F-0002-BB36S
TETRACHLORODIBENZO-P-DIOXIN	41903-57-5	ng/kg	9	0				-
Total PCDD/F TEQ (Bird)	RA-TEQ-B-DF	ng/kg	9	1	2.42492	2.42492	2.42492	24F-0002-BB03S
Total PCDD/F TEQ (Fish)	RA-TEQ-F-DF	ng/kg	9	1	0.68492	0.68492	0.68492	24F-0002-BB03S
Total PCDD/F TEQ (Mammal)	RA-TEQ-M-DF	ng/kg	9	1	0.72626	0.72626	0.72626	24F-0002-BB03S
Percent Moisture								
MOISTURE, PERCENT	MOIST	%	9	9	80.55	84.54	82.17	24F-0002-BB42S
Percent Lipids								
PERCENT LIPIDS	LIPIDPERCENT	%	9	9	0.089299391	0.549301514	0.207212011	24F-0002-BB03S
PCB Congeners								
PCB-001	2051-60-7	ng/kg	9	9	200	2000	890	24F-0002-BB43S
PCB-002	2051-61-8	ng/kg	9	2	2.6	6.3	4.5	24F-0002-BB06S
PCB-003	2051-62-9	ng/kg	9	8	14	47	31	24F-0002-BB06S
PCB-004	13029-08-8	ng/kg	9	9	790	6500	2600	24F-0002-BB43S
PCB-005	16605-91-7	ng/kg	9	0				-
PCB-006	25569-80-6	ng/kg	9	9	55	1100	310	24F-0002-BB03S
PCB-007	33284-50-3	ng/kg	9	3	9.2	17	13	24F-0002-BB43S
PCB-008	34883-43-7	ng/kg	9	9	270	2900	890	24F-0002-BB03S
PCB-009	34883-39-1	ng/kg	9	8	7.5	120	37	24F-0002-BB43S

Table 37
Phase 2 Brown Bullhead Fillet Tissue Analytical Results Statistics
Phase 2 Data Evaluation Summary Memorandum
Lower Neponset River
Boston and Milton, Massachusetts

Analyte	CAS Number	Units	Number of Samples	Number of Detections	Min. Detected Value	Max Detected Value	Avg. Detected Values	Location of Max. Detection
PCB-010	33146-45-1	ng/kg	9	8	46	1000	410	24F-0002-BB43S
PCB-011	2050-67-1	ng/kg	9	1	8.8	8.8	8.8	24F-0002-BB08S
PCB-012/013	PCB-12/13	ng/kg	9	6	9.2	120	44	24F-0002-BB03S
PCB-014	34883-41-5	ng/kg	9	0				-
PCB-015	2050-68-2	ng/kg	9	8	50	750	190	24F-0002-BB03S
PCB-016	38444-78-9	ng/kg	9	8	26	960	240	24F-0002-BB03S
PCB-017	37680-66-3	ng/kg	9	9	170	6800	1400	24F-0002-BB03S
PCB-018/030	PCB-18/30	ng/kg	9	9	98	5300	1400	24F-0002-BB03S
PCB-019	38444-73-4	ng/kg	9	9	260	3200	1000	24F-0002-BB43S
PCB-020/028	PCB-20/28	ng/kg	9	9	3200	48000	11000	24F-0002-BB03S
PCB-021/033	PCB-21/33	ng/kg	9	3	120	400	240	24F-0002-BB06S
PCB-022	38444-85-8	ng/kg	9	9	240	5300	1100	24F-0002-BB03S
PCB-023	55720-44-0	ng/kg	9	0				-
PCB-024	55702-45-9	ng/kg	9	2	4.8	11	7.9	24F-0002-BB04S
PCB-025	55712-37-3	ng/kg	9	9	120	6000	1100	24F-0002-BB03S
PCB-026/029	PCB-26/29	ng/kg	9	9	790	19000	3900	24F-0002-BB03S
PCB-027	38444-76-7	ng/kg	9	9	73	2500	800	24F-0002-BB03S
PCB-031	16606-02-3	ng/kg	9	9	600	19000	3800	24F-0002-BB03S
PCB-032	38444-77-8	ng/kg	9	9	850	9200	2800	24F-0002-BB03S
PCB-034	37680-68-5	ng/kg	9	8	56	550	170	24F-0002-BB03S
PCB-035	37680-69-6	ng/kg	9	0				-
PCB-036	38444-87-0	ng/kg	9	0				-
PCB-037	38444-90-5	ng/kg	9	5	23	610	190	24F-0002-BB03S
PCB-038	53555-66-1	ng/kg	9	0				-
PCB-039	38444-88-1	ng/kg	9	2	36	100	68	24F-0002-BB03S
PCB-040/071	PCB-40/71	ng/kg	9	9	520	11000	2400	24F-0002-BB03S
PCB-041	52663-59-9	ng/kg	9	3	16	370	180	24F-0002-BB03S
PCB-042	36559-22-5	ng/kg	9	9	270	9300	1800	24F-0002-BB03S
PCB-043	70362-46-8	ng/kg	9	9	100	1900	430	24F-0002-BB03S
PCB-044/047/065	PCB-44/47/65	ng/kg	9	9	4600	71000	17000	24F-0002-BB03S
PCB-045/051	PCB-45/51	ng/kg	9	9	250	2500	820	24F-0002-BB03S
PCB-046	41464-47-5	ng/kg	9	8	14	790	200	24F-0002-BB03S
PCB-048	70362-47-9	ng/kg	9	9	87	1300	330	24F-0002-BB03S
PCB-049/069	PCB-49/69	ng/kg	9	9	2200	31000	8100	24F-0002-BB03S
PCB-050/053	PCB-50/53	ng/kg	9	9	110	1900	680	24F-0002-BB03S
PCB-052	35693-99-3	ng/kg	9	9	3800	28000	11000	24F-0002-BB03S
PCB-054	15968-05-5	ng/kg	9	7	5.2	220	73	24F-0002-BB03S
PCB-055	74338-24-2	ng/kg	9	0				-
PCB-056	41464-43-1	ng/kg	9	9	140	2300	580	24F-0002-BB03S
PCB-057	70424-67-8	ng/kg	9	9	36	850	170	24F-0002-BB03S
PCB-058	41464-49-7	ng/kg	9	8	15	230	58	24F-0002-BB03S
PCB-059/062/075	PCB-59/62/75	ng/kg	9	9	270	5100	1200	24F-0002-BB03S
PCB-060	33025-41-1	ng/kg	9	9	290	3800	990	24F-0002-BB03S

Table 37
Phase 2 Brown Bullhead Fillet Tissue Analytical Results Statistics
Phase 2 Data Evaluation Summary Memorandum
Lower Neponset River
Boston and Milton, Massachusetts

Analyte	CAS Number	Units	Number of Samples	Number of Detections	Min. Detected Value	Max Detected Value	Avg. Detected Values	Location of Max. Detection
PCB-061/070/074/076	PCB-61/70/74/76	ng/kg	9	9	1400	33000	7400	24F-0002-BB03S
PCB-063	74472-34-7	ng/kg	9	9	290	4900	1200	24F-0002-BB03S
PCB-064	52663-58-8	ng/kg	9	9	860	18000	4200	24F-0002-BB03S
PCB-066	32598-10-0	ng/kg	9	9	2100	42000	9900	24F-0002-BB03S
PCB-067	73575-53-8	ng/kg	9	8	8.5	270	60	24F-0002-BB03S
PCB-068	73575-52-7	ng/kg	9	9	110	1500	390	24F-0002-BB03S
PCB-072	41464-42-0	ng/kg	9	9	130	2000	490	24F-0002-BB03S
PCB-073	74338-23-1	ng/kg	9	3	130	1200	500	24F-0002-BB03S
PCB-077	32598-13-3	ng/kg	9	9	11	850	150	24F-0002-BB03S
PCB-078	70362-49-1	ng/kg	9	0				-
PCB-079	41464-48-6	ng/kg	9	8	12	200	53	24F-0002-BB03S
PCB-080	33284-52-5	ng/kg	9	0				-
PCB-081	70362-50-4	ng/kg	9	8	5.9	18	11	24F-0002-BB36S
PCB-082	52663-62-4	ng/kg	9	8	82	3300	660	24F-0002-BB03S
PCB-083	60145-20-2	ng/kg	9	8	110	2600	580	24F-0002-BB03S
PCB-084	52663-60-2	ng/kg	9	9	100	5900	1100	24F-0002-BB03S
PCB-085/116/117	PCB-85/116/117	ng/kg	9	9	570	9500	2600	24F-0002-BB03S
PCB-086/087/097/109/119/125	PCB-86+	ng/kg	9	9	960	17000	4100	24F-0002-BB03S
PCB-088/091	PCB-88/91	ng/kg	9	9	270	3700	1000	24F-0002-BB03S
PCB-089	73575-57-2	ng/kg	9	8	6.6	320	70	24F-0002-BB03S
PCB-090/101/113	PCB-90/101/113	ng/kg	9	9	1700	13000	5300	24F-0002-BB03S
PCB-092	52663-61-3	ng/kg	9	9	590	12000	2700	24F-0002-BB03S
PCB-093/100	PCB-93/100	ng/kg	9	8	110	1000	270	24F-0002-BB03S
PCB-094	73575-55-0	ng/kg	9	7	8.7	270	66	24F-0002-BB03S
PCB-095	38379-99-6	ng/kg	9	9	1000	14000	3400	24F-0002-BB03S
PCB-096	73575-54-9	ng/kg	9	9	5.1	190	38	24F-0002-BB03S
PCB-098/102	PCB-98/102	ng/kg	9	9	37	370	130	24F-0002-BB03S
PCB-099	38380-01-7	ng/kg	9	9	1300	15000	4900	24F-0002-BB03S
PCB-103	60145-21-3	ng/kg	9	9	42	460	120	24F-0002-BB03S
PCB-104	56558-16-8	ng/kg	9	2	2	3	3	24F-0002-BB06S
PCB-105	32598-14-4	ng/kg	9	9	720	10000	2900	24F-0002-BB03S
PCB-106	70424-69-0	ng/kg	9	0				-
PCB-107	70424-68-9	ng/kg	9	9	150	2700	680	24F-0002-BB03S
PCB-108/124	PCB-108/124	ng/kg	9	9	21	560	110	24F-0002-BB03S
PCB-110/115	PCB-110/115	ng/kg	9	9	1600	35000	8400	24F-0002-BB03S
PCB-111	39635-32-0	ng/kg	9	9	5.9	72	22	24F-0002-BB03S
PCB-112	74472-36-9	ng/kg	9	1	36	36	36	24F-0002-BB04S
PCB-114	74472-37-0	ng/kg	9	9	61	880	240	24F-0002-BB03S
PCB-118	31508-00-6	ng/kg	9	9	2000	33000	9100	24F-0002-BB03S
PCB-120	68194-12-7	ng/kg	9	9	13	210	58	24F-0002-BB03S
PCB-121	56558-18-0	ng/kg	9	4	7.4	28	13	24F-0002-BB03S
PCB-122	76842-07-4	ng/kg	9	8	27	120	64	24F-0002-BB41S
PCB-123	65510-44-3	ng/kg	9	9	53	830	220	24F-0002-BB03S

Table 37
Phase 2 Brown Bullhead Fillet Tissue Analytical Results Statistics
Phase 2 Data Evaluation Summary Memorandum
Lower Neponset River
Boston and Milton, Massachusetts

Analyte	CAS Number	Units	Number of Samples	Number of Detections	Min. Detected Value	Max Detected Value	Avg. Detected Values	Location of Max. Detection
PCB-126	57465-28-8	ng/kg	9	5	9	69	25	24F-0002-BB03S
PCB-127	39635-33-1	ng/kg	9	1	15	15	15	24F-0002-BB36S
PCB-128/166	PCB-128/166	ng/kg	9	9	230	3600	1000	24F-0002-BB03S
PCB-129/138/163	PCB-129/138/163	ng/kg	9	9	1600	24000	7800	24F-0002-BB03S
PCB-130	52663-66-8	ng/kg	9	9	110	1700	470	24F-0002-BB03S
PCB-131	61798-70-7	ng/kg	9	8	8.6	190	44	24F-0002-BB03S
PCB-132	38380-05-1	ng/kg	9	9	110	5100	1100	24F-0002-BB03S
PCB-133	35694-04-3	ng/kg	9	9	42	540	160	24F-0002-BB03S
PCB-134	52704-70-8	ng/kg	9	9	29	1100	220	24F-0002-BB03S
PCB-135/151	PCB-135/151	ng/kg	9	9	270	5500	1200	24F-0002-BB03S
PCB-136	38411-22-2	ng/kg	9	9	38	1100	230	24F-0002-BB03S
PCB-137	35694-06-5	ng/kg	9	9	92	1300	430	24F-0002-BB03S
PCB-139/140	PCB-139/140	ng/kg	9	9	22	320	95	24F-0002-BB03S
PCB-141	52712-04-6	ng/kg	9	9	180	2500	780	24F-0002-BB03S
PCB-142	41411-61-4	ng/kg	9	0				-
PCB-143	68194-15-0	ng/kg	9	0				-
PCB-144	68194-14-9	ng/kg	9	9	34	390	110	24F-0002-BB03S
PCB-145	74472-40-5	ng/kg	9	0				-
PCB-146	51908-16-8	ng/kg	9	9	280	4100	1300	24F-0002-BB03S
PCB-147/149	PCB-147/149	ng/kg	9	9	780	10000	3000	24F-0002-BB03S
PCB-148	74472-41-6	ng/kg	9	8	4.1	75	20	24F-0002-BB03S
PCB-150	68194-08-1	ng/kg	9	6	1.5	22	6.3	24F-0002-BB03S
PCB-152	68194-09-2	ng/kg	9	7	1.7	33	7.5	24F-0002-BB03S
PCB-153/168	PCB-153/168	ng/kg	9	9	1100	8600	4000	24F-0002-BB03S
PCB-154	60145-22-4	ng/kg	9	9	25	300	89	24F-0002-BB03S
PCB-155	33979-03-2	ng/kg	9	2	0.75	1.5	1.1	24F-0002-BB36S
PCB-156/157	PCB-156/157	ng/kg	9	9	190	2500	850	24F-0002-BB03S
PCB-158	74472-42-7	ng/kg	9	9	130	1900	600	24F-0002-BB03S
PCB-159	39635-35-3	ng/kg	9	3	11	34	20	24F-0002-BB41S
PCB-160	41411-62-5	ng/kg	9	0				-
PCB-161	74472-43-8	ng/kg	9	0				-
PCB-162	39635-34-2	ng/kg	9	8	5.4	38	22	24F-0002-BB41S
PCB-164	74472-45-0	ng/kg	9	9	92	1200	390	24F-0002-BB03S
PCB-165	74472-46-1	ng/kg	9	8	3.2	41	13	24F-0002-BB03S
PCB-167	52663-72-6	ng/kg	9	9	81	1100	380	24F-0002-BB03S
PCB-169	32774-16-6	ng/kg	9	1	9.6	9.6	9.6	24F-0002-BB41S
PCB-170	35065-30-6	ng/kg	9	9	140	3100	980	24F-0002-BB03S
PCB-171/173	PCB-171/173	ng/kg	9	9	37	890	240	24F-0002-BB03S
PCB-172	52663-74-8	ng/kg	9	9	34	600	200	24F-0002-BB03S
PCB-174	38411-25-5	ng/kg	9	9	120	2200	630	24F-0002-BB03S
PCB-175	40186-70-7	ng/kg	9	9	5.9	120	33	24F-0002-BB03S
PCB-176	52663-65-7	ng/kg	9	9	4.8	170	41	24F-0002-BB03S
PCB-177	52663-70-4	ng/kg	9	9	110	1800	520	24F-0002-BB03S

Table 37
Phase 2 Brown Bullhead Fillet Tissue Analytical Results Statistics
Phase 2 Data Evaluation Summary Memorandum
Lower Neponset River
Boston and Milton, Massachusetts

Analyte	CAS Number	Units	Number of Samples	Number of Detections	Min. Detected Value	Max Detected Value	Avg. Detected Values	Location of Max. Detection
PCB-178	52663-67-9	ng/kg	9	9	47	710	210	24F-0002-BB03S
PCB-179	52663-64-6	ng/kg	9	9	30	740	160	24F-0002-BB03S
PCB-180/193	PCB-180/193	ng/kg	9	9	420	7100	2400	24F-0002-BB03S
PCB-181	74472-47-2	ng/kg	9	9	3.7	52	18	24F-0002-BB03S
PCB-182	60145-23-5	ng/kg	9	6	2.3	13	7.2	24F-0002-BB41S
PCB-183/185	PCB-183/185	ng/kg	9	9	100	1600	530	24F-0002-BB03S
PCB-184	74472-48-3	ng/kg	9	0				-
PCB-186	74472-49-4	ng/kg	9	0				-
PCB-187	52663-68-0	ng/kg	9	9	420	7200	2400	24F-0002-BB03S
PCB-188	74487-85-7	ng/kg	9	8	0.84	12	3.7	24F-0002-BB03S
PCB-189	39635-31-9	ng/kg	9	9	9.5	160	53	24F-0002-BB03S
PCB-190	41411-64-7	ng/kg	9	9	41	720	240	24F-0002-BB03S
PCB-191	74472-50-7	ng/kg	9	9	6.5	120	41	24F-0002-BB03S
PCB-192	74472-51-8	ng/kg	9	0				-
PCB-194	35694-08-7	ng/kg	9	9	71	1800	580	24F-0002-BB03S
PCB-195	52663-78-2	ng/kg	9	9	27	580	190	24F-0002-BB03S
PCB-196	42740-50-1	ng/kg	9	9	34	700	220	24F-0002-BB03S
PCB-197/200	PCB-197/200	ng/kg	9	9	10	180	48	24F-0002-BB03S
PCB-198/199	PCB-198/199	ng/kg	9	9	110	2000	700	24F-0002-BB03S
PCB-201	40186-71-8	ng/kg	9	9	8.6	140	42	24F-0002-BB03S
PCB-202	2136-99-4	ng/kg	9	9	17	300	86	24F-0002-BB03S
PCB-203	52663-76-0	ng/kg	9	9	56	1200	410	24F-0002-BB03S
PCB-204	74472-52-9	ng/kg	9	0				-
PCB-205	74472-53-0	ng/kg	9	9	3.6	90	28	24F-0002-BB03S
PCB-206	40186-72-9	ng/kg	9	9	31	950	300	24F-0002-BB03S
PCB-207	52663-79-3	ng/kg	9	8	9.4	84	30	24F-0002-BB03S
PCB-208	52663-77-1	ng/kg	9	9	12	320	100	24F-0002-BB03S
PCB-209	2051-24-3	ng/kg	9	9	17	450	150	24F-0002-BB03S
Total PCB TEQ (Bird)	RA-TEQ-B-PCB	ng/kg	9	9	1.258535	51.0889	10.24118	24F-0002-BB03S
Total PCB TEQ (Fish)	RA-TEQ-F-PCB	ng/kg	9	9	0.0196225	0.67235	0.158179	24F-0002-BB03S
Total PCB TEQ (Mammal)	RA-TEQ-M-PCB	ng/kg	9	9	0.096305	8.4391	1.86047	24F-0002-BB03S
Total Decachlorobiphenyls	RA_Total_DECPCB	ng/kg	9	9	17	450	150	24F-0002-BB03S
Total Dichlorobiphenyls	RA_Total_DIPCB	ng/kg	9	9	1248	10328	4410.8	24F-0002-BB03S
Total Heptachlorobiphenyls	RA_Total_HEPPCB	ng/kg	9	9	1438.74	25694	8186.28	24F-0002-BB03S
Total Hexachlorobiphenyls	RA_Total_HEXPCB	ng/kg	9	9	5648.5	77211	24469.6	24F-0002-BB03S
Total Monochlorobiphenyls	RA_Total_MONPCB	ng/kg	9	9	214	2037	920.43	24F-0002-BB43S
Total Nonachlorobiphenyls	RA_Total_NONPCB	ng/kg	9	9	43	1354	424.2	24F-0002-BB03S
Total Octachlorobiphenyls	RA_Total_OCTPCB	ng/kg	9	9	327.2	6810	2255	24F-0002-BB03S
Total PCB Congeners	RA_Tot_PCB_Cong	ng/kg	9	9	43007.9	654376	175364	24F-0002-BB03S
Total Pentachlorobiphenyls	RA_Total_PENPCB	ng/kg	9	9	9050.9	133389	36440.9	24F-0002-BB03S
Total Tetrachlorobiphenyls	RA_Total_TETPCB	ng/kg	9	9	17506.1	272980	69256	24F-0002-BB03S
Total Trichlorobiphenyls	RA_Total_TRICPB	ng/kg	9	9	6907	125220	28850.6	24F-0002-BB03S
TCL Pesticides								

Table 37
Phase 2 Brown Bullhead Fillet Tissue Analytical Results Statistics
Phase 2 Data Evaluation Summary Memorandum
Lower Neponset River
Boston and Milton, Massachusetts

Analyte	CAS Number	Units	Number of Samples	Number of Detections	Min. Detected Value	Max Detected Value	Avg. Detected Values	Location of Max. Detection
ALDRIN	309-00-2	ug/kg	9	0				-
ALPHA BHC (ALPHA HEXACHLOROCYCLOHEXANE)	319-84-6	ug/kg	9	0				-
ALPHA ENDOSULFAN (ENDOSULFAN I)	959-98-8	ug/kg	9	0				-
BETA BHC (BETA HEXACHLOROCYCLOHEXANE)	319-85-7	ug/kg	9	0				-
BETA ENDOSULFAN (ENDOSULFAN II)	33213-65-9	ug/kg	9	0				-
cis-Chlordane (alpha-Chlordane)	5103-71-9	ug/kg	9	9	0.25	2.6	0.79	24F-0002-BB08S
DELTA BHC (DELTA HEXACHLOROCYCLOHEXANE)	319-86-8	ug/kg	9	0				-
DIELDRIN	60-57-1	ug/kg	9	2	0.23	0.55	0.39	24F-0002-BB08S
ENDOSULFAN SULFATE	1031-07-8	ug/kg	9	0				-
ENDRIN	72-20-8	ug/kg	9	0				-
ENDRIN ALDEHYDE	7421-93-4	ug/kg	9	0				-
ENDRIN KETONE	53494-70-5	ug/kg	9	0				-
GAMMA BHC (LINDANE)	58-89-9	ug/kg	9	0				-
HEPTACHLOR	76-44-8	ug/kg	9	0				-
HEPTACHLOR EPOXIDE	1024-57-3	ug/kg	9	2	0.1	0.23	0.17	24F-0002-BB08S
METHOXYCHLOR	72-43-5	ug/kg	9	0				-
P,P'-DDD (4,4'-DDD)	72-54-8	ug/kg	9	9	0.37	4	1.3	24F-0002-BB08S
P,P'-DDE (4,4'-DDE)	72-55-9	ug/kg	9	9	1	8.1	3.3	24F-0002-BB08S
P,P'-DDT (4,4'-DDT)	50-29-3	ug/kg	9	1	0.4	0.4	0.4	24F-0002-BB08S
Trans-Chlordane (Gamma-Chlordane)	5103-74-2	ug/kg	9	7	0.13	1.3	0.46	24F-0002-BB08S
TAL Metals								
Aluminum	7429-90-5	mg/kg	7	0				-
Antimony	7440-36-0	mg/kg	7	0				-
Arsenic	7440-38-2	mg/kg	7	0				-
Barium	7440-39-3	mg/kg	7	0				-
Beryllium	7440-41-7	mg/kg	7	0				-
Cadmium	7440-43-9	mg/kg	7	0				-
Calcium	7440-70-2	mg/kg	7	0				-
Chromium, Total	7440-47-3	mg/kg	7	0				-
Cobalt	7440-48-4	mg/kg	7	0				-
Copper	7440-50-8	mg/kg	7	0				-
Iron	7439-89-6	mg/kg	7	0				-
Lead	7439-92-1	mg/kg	7	0				-
Magnesium	7439-95-4	mg/kg	7	0				-
Manganese	7439-96-5	mg/kg	7	0				-
Mercury	7439-97-6	ng/g	3	3	126	775	356	24F-0002-BB04S
METHYL MERCURY	22967-92-6	ng/g	3	3	122	613	294	24F-0002-BB04S
Nickel	7440-02-0	mg/kg	7	0				-
Potassium	7440-09-7	mg/kg	7	7	2780	3600	3110	24F-0002-BB03S
Selenium	7782-49-2	mg/kg	7	0				-
Silver	7440-22-4	mg/kg	7	0				-
Sodium	7440-23-5	mg/kg	7	0				-
Thallium	7440-28-0	mg/kg	7	0				-

Table 37
Phase 2 Brown Bullhead Fillet Tissue Analytical Results Statistics
Phase 2 Data Evaluation Summary Memorandum
Lower Neponset River
Boston and Milton, Massachusetts

Analyte	CAS Number	Units	Number of Samples	Number of Detections	Min. Detected Value	Max Detected Value	Avg. Detected Values	Location of Max. Detection
Vanadium	7440-62-2	mg/kg	7	0				-
Zinc	7440-66-6	mg/kg	7	3	5.3	7	6	24F-0002-BB43S

Notes:
(a) The number of samples shown and the calculation of summary statistics treated the parent and field duplicate as individual samples.

Sums and TEQ:
(a) The homolog groups sums for PCBs and PCDD/Fs were calculated by summing the detected congeners in each group; if no congeners in a group were detected, the maximum reporting detection limit for any individual congener in that homolog group was used.
(b) The concentration of total PCB congeners was calculated as the sum of detected congeners in each sample.
(c) PCDD/F TEQ and PCB Toxic Equivalency (TEQ) values were calculated by summing the detected compounds in each group that have been multiplied by their specific Toxic Equivalency Factors (TEFs); see Table 51 for more details. For any sample that did not have any detected compounds, the resulting TEQ is shown as a zero.
(d) For coelution of dioxin-like (DL) and non-DL congeners, TEF is applied to the full reported concentration.
(e) Calculated total values are inclusive of Estimated Maximum Possible Concentration (EMPC) results.

Analytes:
PCB - polychlorinated biphenyl
PCDD/F - polychlorinated dibenzodioxins/furans
TAL - target analyte list
TCL - target compound list

Units:
% - percent
ng/g - nanograms per gram
ng/kg - nanograms per kilogram
mg/kg - miligrams per kilogram
ug/kg - micrograms per kilogram

Table 38
Phase 2 Brown Bulhead Whole Body Tissue Analytical Results Statistics
Phase 2 Data Evaluation Summary Memorandum
Lower Neponset River
Boston and Milton, Massachusetts

Analyte	CAS Number	Units	Number of Samples (a)	Number of Detections	Min. Detected Value	Max Detected Value	Avg. Detected Values	Location of Max. Detection
PCDD/F								
1,2,3,4,6,7,8-HEPTACHLORODIBENZOFURAN	67562-39-4	ng/kg	9	4	1.4	4.5	2.7	24F-0002-BB38S
1,2,3,4,6,7,8-HEPTACHLORODIBENZO-P-DIOXIN	35822-46-9	ng/kg	9	9	0.67	5.5	2.3	24F-0002-BB38S
1,2,3,4,7,8,9-HEPTACHLORODIBENZOFURAN	55673-89-7	ng/kg	9	0				-
1,2,3,4,7,8-HEXACHLORODIBENZOFURAN	70648-26-9	ng/kg	9	0				-
1,2,3,4,7,8-HEXACHLORODIBENZO-P-DIOXIN	39227-28-6	ng/kg	9	0				-
1,2,3,6,7,8-HEXACHLORODIBENZOFURAN	57117-44-9	ng/kg	9	1	1.7	1.7	1.7	24F-0002-BB38S
1,2,3,6,7,8-HEXACHLORODIBENZO-P-DIOXIN	57653-85-7	ng/kg	9	6	0.59	2.6	1.2	24F-0002-BB38S
1,2,3,7,8,9-HEXACHLORODIBENZOFURAN	72918-21-9	ng/kg	9	0				-
1,2,3,7,8,9-HEXACHLORODIBENZO-P-DIOXIN	19408-74-3	ng/kg	9	0				-
1,2,3,7,8-PENTACHLORODIBENZOFURAN	57117-41-6	ng/kg	9	0				-
1,2,3,7,8-PENTACHLORODIBENZO-P-DIOXIN	40321-76-4	ng/kg	9	1	2.2	2.2	2.2	24F-0002-BB38S
2,3,4,6,7,8-HEXACHLORODIBENZOFURAN	60851-34-5	ng/kg	9	0				-
2,3,4,7,8-PENTACHLORODIBENZOFURAN	57117-31-4	ng/kg	9	2	0.32	1.5	0.91	24F-0002-BB38S
2,3,7,8-TETRACHLORODIBENZOFURAN	51207-31-9	ng/kg	9	1	0.32	0.32	0.32	24F-0002-BB03S
2,3,7,8-TETRACHLORODIBENZO-P-DIOXIN	1746-01-6	ng/kg	9	1	0.29	0.29	0.29	24F-0002-BB43S
Heptachlorodibenzofurans	38998-75-3	ng/kg	9	5	0.25	4.5	2.2	24F-0002-BB38S
Heptachlorodibenzo-P-Dioxins	37871-00-4	ng/kg	9	9	0.67	7	2.9	24F-0002-BB06S
HEXACHLORODIBENZOFURAN	55684-94-1	ng/kg	9	7	0.39	11	3	24F-0002-BB38S
HEXACHLORODIBENZO-P-DIOXIN	34465-46-8	ng/kg	9	6	0.88	2.6	1.3	24F-0002-BB38S
OCTACHLORODIBENZOFURAN	39001-02-0	ng/kg	9	1	2.9	2.9	2.9	24F-0002-BB06S
OCTACHLORODIBENZO-P-DIOXIN	3268-87-9	ng/kg	9	4	1.1	29	10	24F-0002-BB06S
PENTACHLORO DIBENZOFURAN	30402-15-4	ng/kg	9	9	1.5	22	6.5	24F-0002-BB38S
PENTACHLORODIBENZO-P-DIOXIN	36088-22-9	ng/kg	9	2	0.38	2.2	1.3	24F-0002-BB38S
Tetrachlorodibenzofuran	55722-27-5	ng/kg	9	9	5.5	53	18	24F-0002-BB38S
TETRACHLORODIBENZO-P-DIOXIN	41903-57-5	ng/kg	9	1	0.29	0.29	0.29	24F-0002-BB43S
Total PCDD/F TEQ (Bird)	RA-TEQ-B-DF	ng/kg	9	9	0.0014	3.94699	0.556063	24F-0002-BB38S
Total PCDD/F TEQ (Fish)	RA-TEQ-F-DF	ng/kg	9	9	0.0014	3.19699	0.421174	24F-0002-BB38S
Total PCDD/F TEQ (Mammal)	RA-TEQ-M-DF	ng/kg	9	9	0.014	3.18147	0.474733	24F-0002-BB38S
Percent Moisture								
MOISTURE, PERCENT	MOIST	%	9	9	75.21	79.85	77.91	24F-0002-BB42S
Percent Lipids								
PERCENT LIPIDS	LIPIDPERCENT	%	9	9	0.49	1.69	0.943	24F-0002-BB04S
PCB Congeners								
PCB-001	2051-60-7	ng/kg	9	9	280	3200	1600	24F-0002-BB43S
PCB-002	2051-61-8	ng/kg	9	4	0.5	14	8.8	24F-0002-BB06S
PCB-003	2051-62-9	ng/kg	9	9	2.8	190	69	24F-0002-BB08S
PCB-004	13029-08-8	ng/kg	9	9	1300	14000	4900	24F-0002-BB43S
PCB-005	16605-91-7	ng/kg	9	0				-
PCB-006	25569-80-6	ng/kg	9	9	18	1400	580	24F-0002-BB06S
PCB-007	33284-50-3	ng/kg	9	6	1.8	38	17	24F-0002-BB06S
PCB-008	34883-43-7	ng/kg	9	9	640	3500	2000	24F-0002-BB06S
PCB-009	34883-39-1	ng/kg	9	8	1.9	100	34	24F-0002-BB06S
PCB-010	33146-45-1	ng/kg	9	9	87	3300	850	24F-0002-BB43S

Table 38
Phase 2 Brown Bulhead Whole Body Tissue Analytical Results Statistics
Phase 2 Data Evaluation Summary Memorandum
Lower Neponset River
Boston and Milton, Massachusetts

Analyte	CAS Number	Units	Number of Samples (a)	Number of Detections	Min. Detected Value	Max Detected Value	Avg. Detected Values	Location of Max. Detection
PCB-011	2050-67-1	ng/kg	9	3	1.9	58	30	24F-0002-BB06S
PCB-012/013	PCB-12/13	ng/kg	9	7	1.9	200	61	24F-0002-BB06S
PCB-014	34883-41-5	ng/kg	9	0				-
PCB-015	2050-68-2	ng/kg	9	8	25	1100	350	24F-0002-BB06S
PCB-016	38444-78-9	ng/kg	9	9	3.9	1100	320	24F-0002-BB06S
PCB-017	37680-66-3	ng/kg	9	9	600	5900	2300	24F-0002-BB03S
PCB-018/030	PCB-18/30	ng/kg	9	9	640	6000	2700	24F-0002-BB43S
PCB-019	38444-73-4	ng/kg	9	9	69	8300	2100	24F-0002-BB43S
PCB-020/028	PCB-20/28	ng/kg	9	9	15000	39000	24000	24F-0002-BB03S
PCB-021/033	PCB-21/33	ng/kg	9	6	43	1000	610	24F-0002-BB08S
PCB-022	38444-85-8	ng/kg	9	9	950	4500	2100	24F-0002-BB03S
PCB-023	55720-44-0	ng/kg	9	1	31	31	31	24F-0002-BB08S
PCB-024	55702-45-9	ng/kg	9	6	0.93	120	49	24F-0002-BB06S
PCB-025	55712-37-3	ng/kg	9	9	740	5000	1800	24F-0002-BB03S
PCB-026/029	PCB-26/29	ng/kg	9	9	3800	15000	7200	24F-0002-BB03S
PCB-027	38444-76-7	ng/kg	9	9	210	5300	1500	24F-0002-BB43S
PCB-031	16606-02-3	ng/kg	9	9	2700	16000	6800	24F-0002-BB03S 24F-0002-BB06S
PCB-032	38444-77-8	ng/kg	9	9	2800	10000	6500	24F-0002-BB08S
PCB-034	37680-68-5	ng/kg	9	9	140	500	350	24F-0002-BB08S
PCB-035	37680-69-6	ng/kg	9	0				-
PCB-036	38444-87-0	ng/kg	9	0				-
PCB-037	38444-90-5	ng/kg	9	7	45	750	240	24F-0002-BB06S
PCB-038	53555-66-1	ng/kg	9	3	21	24	22	24F-0002-BB38S
PCB-039	38444-88-1	ng/kg	9	3	27	92	53	24F-0002-BB06S
PCB-040/071	PCB-40/71	ng/kg	9	9	1900	9200	4700	24F-0002-BB03S
PCB-041	52663-59-9	ng/kg	9	3	3.1	340	150	24F-0002-BB06S
PCB-042	36559-22-5	ng/kg	9	9	1300	7800	3400	24F-0002-BB03S
PCB-043	70362-46-8	ng/kg	9	9	15	1600	800	24F-0002-BB03S
PCB-044/047/065	PCB-44/47/65	ng/kg	9	9	24000	57000	42000	24F-0002-BB03S
PCB-045/051	PCB-45/51	ng/kg	9	9	870	3100	2100	24F-0002-BB43S
PCB-046	41464-47-5	ng/kg	9	8	3	790	330	24F-0002-BB06S
PCB-048	70362-47-9	ng/kg	9	9	410	1100	760	24F-0002-BB03S
PCB-049/069	PCB-49/69	ng/kg	9	9	12000	30000	20000	24F-0002-BB36S
PCB-050/053	PCB-50/53	ng/kg	9	9	600	4800	1600	24F-0002-BB43S
PCB-052	35693-99-3	ng/kg	9	9	19000	53000	31000	24F-0002-BB36S
PCB-054	15968-05-5	ng/kg	9	8	1.9	370	110	24F-0002-BB43S
PCB-055	74338-24-2	ng/kg	9	2	240	400	320	24F-0002-BB06S
PCB-056	41464-43-1	ng/kg	9	9	690	2500	1300	24F-0002-BB06S
PCB-057	70424-67-8	ng/kg	9	9	180	730	350	24F-0002-BB03S
PCB-058	41464-49-7	ng/kg	9	9	3.2	190	84	24F-0002-BB03S
PCB-059/062/075	PCB-59/62/75	ng/kg	9	9	1400	4200	2600	24F-0002-BB03S
PCB-060	33025-41-1	ng/kg	9	9	1300	3300	2500	24F-0002-BB36S
PCB-061/070/074/076	PCB-61/70/74/76	ng/kg	9	9	9300	27000	17000	24F-0002-BB03S

Table 38
Phase 2 Brown Bulhead Whole Body Tissue Analytical Results Statistics
Phase 2 Data Evaluation Summary Memorandum
Lower Neponset River
Boston and Milton, Massachusetts

Analyte	CAS Number	Units	Number of Samples (a)	Number of Detections	Min. Detected Value	Max Detected Value	Avg. Detected Values	Location of Max. Detection
PCB-063	74472-34-7	ng/kg	9	9	1700	4300	3000	24F-0002-BB36S
PCB-064	52663-58-8	ng/kg	9	9	4200	15000	9200	24F-0002-BB36S
PCB-066	32598-10-0	ng/kg	9	9	14000	34000	23000	24F-0002-BB36S
PCB-067	73575-53-8	ng/kg	9	9	1.6	260	77	24F-0002-BB06S
PCB-068	73575-52-7	ng/kg	9	9	560	1300	990	24F-0002-BB03S 24F-0002-BB36S
PCB-072	41464-42-0	ng/kg	9	9	780	1600	1200	24F-0002-BB03S
PCB-073	74338-23-1	ng/kg	9	5	32	1200	690	24F-0002-BB08S
PCB-077	32598-13-3	ng/kg	9	9	6.2	710	250	24F-0002-BB06S
PCB-078	70362-49-1	ng/kg	9	0				-
PCB-079	41464-48-6	ng/kg	9	8	5.9	180	100	24F-0002-BB03S
PCB-080	33284-52-5	ng/kg	9	0				-
PCB-081	70362-50-4	ng/kg	9	9	1.5	60	23	24F-0002-BB08S
PCB-082	52663-62-4	ng/kg	9	9	220	2600	1100	24F-0002-BB03S
PCB-083	60145-20-2	ng/kg	9	9	39	2300	1200	24F-0002-BB36S
PCB-084	52663-60-2	ng/kg	9	9	400	4700	2100	24F-0002-BB03S
PCB-085/116/117	PCB-85/116/117	ng/kg	9	9	3000	12000	7300	24F-0002-BB36S
PCB-086/087/097/109/119/125	PCB-86+	ng/kg	9	9	5900	16000	10000	24F-0002-BB36S
PCB-088/091	PCB-88/91	ng/kg	9	9	1600	4900	2800	24F-0002-BB36S
PCB-089	73575-57-2	ng/kg	9	8	2	250	88	24F-0002-BB03S
PCB-090/101/113	PCB-90/101/113	ng/kg	9	9	6100	31000	18000	24F-0002-BB36S
PCB-092	52663-61-3	ng/kg	9	9	3800	10000	6800	24F-0002-BB36S
PCB-093/100	PCB-93/100	ng/kg	9	9	330	840	640	24F-0002-BB38S
PCB-094	73575-55-0	ng/kg	9	8	1.8	230	84	24F-0002-BB43S
PCB-095	38379-99-6	ng/kg	9	9	5000	13000	8500	24F-0002-BB36S
PCB-096	73575-54-9	ng/kg	9	9	0.77	150	71	24F-0002-BB03S
PCB-098/102	PCB-98/102	ng/kg	9	9	14	610	350	24F-0002-BB36S
PCB-099	38380-01-7	ng/kg	9	9	4900	29000	16000	24F-0002-BB36S
PCB-103	60145-21-3	ng/kg	9	9	16	470	290	24F-0002-BB43S
PCB-104	56558-16-8	ng/kg	9	4	0.39	7.4	4.3	24F-0002-BB06S
PCB-105	32598-14-4	ng/kg	9	9	3500	12000	8300	24F-0002-BB36S 24F-0002-BB38S
PCB-106	70424-69-0	ng/kg	9	0				-
PCB-107	70424-68-9	ng/kg	9	9	930	2500	1800	24F-0002-BB36S 24F-0002-BB41S
PCB-108/124	PCB-108/124	ng/kg	9	9	9.9	440	210	24F-0002-BB03S
PCB-110/115	PCB-110/115	ng/kg	9	9	12000	36000	21000	24F-0002-BB36S
PCB-111	39635-32-0	ng/kg	9	9	1.8	110	41	24F-0002-BB38S
PCB-112	74472-36-9	ng/kg	9	3	7.3	210	120	24F-0002-BB38S
PCB-114	74472-37-0	ng/kg	9	9	310	1000	690	24F-0002-BB36S
PCB-118	31508-00-6	ng/kg	9	9	12000	39000	27000	24F-0002-BB38S
PCB-120	68194-12-7	ng/kg	9	9	10	250	120	24F-0002-BB38S
PCB-121	56558-18-0	ng/kg	9	5	1.6	42	19	24F-0002-BB38S
PCB-122	76842-07-4	ng/kg	9	9	7	530	160	24F-0002-BB36S

Table 38
Phase 2 Brown Bulhead Whole Body Tissue Analytical Results Statistics
Phase 2 Data Evaluation Summary Memorandum
Lower Neponset River
Boston and Milton, Massachusetts

Analyte	CAS Number	Units	Number of Samples (a)	Number of Detections	Min. Detected Value	Max Detected Value	Avg. Detected Values	Location of Max. Detection
PCB-123	65510-44-3	ng/kg	9	9	270	940	630	24F-0002-BB41S
PCB-126	57465-28-8	ng/kg	9	6	3.1	71	35	24F-0002-BB38S
PCB-127	39635-33-1	ng/kg	9	3	2.9	20	14	24F-0002-BB03S 24F-0002-BB06S
PCB-128/166	PCB-128/166	ng/kg	9	9	1400	5400	3100	24F-0002-BB38S
PCB-129/138/163	PCB-129/138/163	ng/kg	9	9	10000	44000	25000	24F-0002-BB38S
PCB-130	52663-66-8	ng/kg	9	9	720	2300	1400	24F-0002-BB38S
PCB-131	61798-70-7	ng/kg	9	8	2.6	150	92	24F-0002-BB03S
PCB-132	38380-05-1	ng/kg	9	9	530	4400	2700	24F-0002-BB38S
PCB-133	35694-04-3	ng/kg	9	9	240	830	530	24F-0002-BB38S
PCB-134	52704-70-8	ng/kg	9	9	150	760	520	24F-0002-BB43S
PCB-135/151	PCB-135/151	ng/kg	9	9	1800	4300	3000	24F-0002-BB03S
PCB-136	38411-22-2	ng/kg	9	9	180	870	560	24F-0002-BB03S
PCB-137	35694-06-5	ng/kg	9	9	720	2300	1400	24F-0002-BB38S
PCB-139/140	PCB-139/140	ng/kg	9	9	120	500	300	24F-0002-BB38S
PCB-141	52712-04-6	ng/kg	9	9	1300	3800	2400	24F-0002-BB38S
PCB-142	41411-61-4	ng/kg	9	1	5	5	5	24F-0002-BB03S
PCB-143	68194-15-0	ng/kg	9	0				-
PCB-144	68194-14-9	ng/kg	9	9	170	500	350	24F-0002-BB38S
PCB-145	74472-40-5	ng/kg	9	3	1.9	2	1.9	24F-0002-BB38S
PCB-146	51908-16-8	ng/kg	9	9	2100	6600	4200	24F-0002-BB38S
PCB-147/149	PCB-147/149	ng/kg	9	9	4100	16000	9200	24F-0002-BB36S
PCB-148	74472-41-6	ng/kg	9	9	2.4	78	46	24F-0002-BB38S
PCB-150	68194-08-1	ng/kg	9	6	0.58	19	11	24F-0002-BB38S
PCB-152	68194-09-2	ng/kg	9	8	0.47	24	9.8	24F-0002-BB03S
PCB-153/168	PCB-153/168	ng/kg	9	9	2900	29000	16000	24F-0002-BB38S
PCB-154	60145-22-4	ng/kg	9	9	100	480	290	24F-0002-BB38S
PCB-155	33979-03-2	ng/kg	9	5	0.29	6.1	2.9	24F-0002-BB38S
PCB-156/157	PCB-156/157	ng/kg	9	9	1300	5100	2800	24F-0002-BB38S
PCB-158	74472-42-7	ng/kg	9	9	840	3300	1900	24F-0002-BB38S
PCB-159	39635-35-3	ng/kg	9	3	1.7	6.6	3.6	24F-0002-BB41S
PCB-160	41411-62-5	ng/kg	9	0				-
PCB-161	74472-43-8	ng/kg	9	0				-
PCB-162	39635-34-2	ng/kg	9	9	2.4	160	85	24F-0002-BB38S
PCB-164	74472-45-0	ng/kg	9	9	550	1900	1200	24F-0002-BB38S
PCB-165	74472-46-1	ng/kg	9	8	1.3	67	27	24F-0002-BB36S
PCB-167	52663-72-6	ng/kg	9	9	680	2400	1200	24F-0002-BB38S
PCB-169	32774-16-6	ng/kg	9	1	1.9	1.9	1.9	24F-0002-BB41S
PCB-170	35065-30-6	ng/kg	9	9	1400	5600	3000	24F-0002-BB38S
PCB-171/173	PCB-171/173	ng/kg	9	9	390	1300	680	24F-0002-BB38S
PCB-172	52663-74-8	ng/kg	9	9	370	1100	630	24F-0002-BB38S
PCB-174	38411-25-5	ng/kg	9	9	1000	2600	1700	24F-0002-BB36S 24F-0002-BB38S
PCB-175	40186-70-7	ng/kg	9	9	65	150	96	24F-0002-BB38S

Table 38
Phase 2 Brown Bulhead Whole Body Tissue Analytical Results Statistics
Phase 2 Data Evaluation Summary Memorandum
Lower Neponset River
Boston and Milton, Massachusetts

Analyte	CAS Number	Units	Number of Samples (a)	Number of Detections	Min. Detected Value	Max Detected Value	Avg. Detected Values	Location of Max. Detection
PCB-176	52663-65-7	ng/kg	9	9	26	170	110	24F-0002-BB38S
PCB-177	52663-70-4	ng/kg	9	9	650	2500	1500	24F-0002-BB38S
PCB-178	52663-67-9	ng/kg	9	9	350	920	620	24F-0002-BB38S
PCB-179	52663-64-6	ng/kg	9	9	230	590	370	24F-0002-BB03S
PCB-180/193	PCB-180/193	ng/kg	9	9	4400	14000	7700	24F-0002-BB38S
PCB-181	74472-47-2	ng/kg	9	9	0.8	100	36	24F-0002-BB38S
PCB-182	60145-23-5	ng/kg	9	9	0.93	55	23	24F-0002-BB38S
PCB-183/185	PCB-183/185	ng/kg	9	9	1000	3000	1700	24F-0002-BB38S
PCB-184	74472-48-3	ng/kg	9	1	4.6	4.6	4.6	24F-0002-BB38S
PCB-186	74472-49-4	ng/kg	9	2	0.8	1.1	0.95	24F-0002-BB38S
PCB-187	52663-68-0	ng/kg	9	9	4200	13000	7600	24F-0002-BB36S
PCB-188	74487-85-7	ng/kg	9	9	0.3	15	4.7	24F-0002-BB38S
PCB-189	39635-31-9	ng/kg	9	9	100	340	180	24F-0002-BB38S
PCB-190	41411-64-7	ng/kg	9	9	420	1400	750	24F-0002-BB38S
PCB-191	74472-50-7	ng/kg	9	9	76	230	130	24F-0002-BB38S
PCB-192	74472-51-8	ng/kg	9	0				-
PCB-194	35694-08-7	ng/kg	9	9	920	3700	1800	24F-0002-BB38S
PCB-195	52663-78-2	ng/kg	9	9	290	1100	580	24F-0002-BB38S
PCB-196	42740-50-1	ng/kg	9	9	340	1200	670	24F-0002-BB38S
PCB-197/200	PCB-197/200	ng/kg	9	9	64	220	130	24F-0002-BB38S
PCB-198/199	PCB-198/199	ng/kg	9	9	1200	4000	2200	24F-0002-BB38S
PCB-201	40186-71-8	ng/kg	9	9	81	200	120	24F-0002-BB38S
PCB-202	2136-99-4	ng/kg	9	9	160	390	250	24F-0002-BB38S
PCB-203	52663-76-0	ng/kg	9	9	680	2600	1300	24F-0002-BB38S
PCB-204	74472-52-9	ng/kg	9	1	1.6	1.6	1.6	24F-0002-BB38S
PCB-205	74472-53-0	ng/kg	9	9	2.2	180	87	24F-0002-BB38S
PCB-206	40186-72-9	ng/kg	9	9	370	1800	860	24F-0002-BB38S
PCB-207	52663-79-3	ng/kg	9	9	36	130	76	24F-0002-BB38S
PCB-208	52663-77-1	ng/kg	9	9	140	540	280	24F-0002-BB38S
PCB-209	2051-24-3	ng/kg	9	9	150	710	380	24F-0002-BB38S
Total PCB TEQ (Bird)	RA-TEQ-B-PCB	ng/kg	9	9	3.0358	45.3451	18.4394	24F-0002-BB03S
Total PCB TEQ (Fish)	RA-TEQ-F-PCB	ng/kg	9	9	0.12625	0.6927	0.356457	24F-0002-BB38S
Total PCB TEQ (Mammal)	RA-TEQ-M-PCB	ng/kg	9	9	0.68818	8.9425	3.611	24F-0002-BB38S
Total Decachlorobiphenyls	RA_Total_DECPCB	ng/kg	9	9	150	710	380	24F-0002-BB38S
Total Dichlorobiphenyls	RA_Total_DIPCB	ng/kg	9	9	2300	20000	8600	24F-0002-BB43S
Total Heptachlorobiphenyls	RA_Total_HEPPCB	ng/kg	9	9	14000	43000	25000	24F-0002-BB38S
Total Hexachlorobiphenyls	RA_Total_HEXPCB	ng/kg	9	9	32000	130000	78000	24F-0002-BB38S
Total Monochlorobiphenyls	RA_Total_MONPCB	ng/kg	9	9	280	3300	1700	24F-0002-BB43S
Total Nonachlorobiphenyls	RA_Total_NONPCB	ng/kg	9	9	550	2400	1200	24F-0002-BB38S
Total Octachlorobiphenyls	RA_Total_OCTPCB	ng/kg	9	9	3600	13000	7000	24F-0002-BB38S
Total PCB Congeners	RA_Tot_PCB_Cong	ng/kg	9	9	260000	620000	450000	24F-0002-BB36S
Total Pentachlorobiphenyls	RA_Total_PENPCB	ng/kg	9	9	49000	160000	100000	24F-0002-BB36S
Total Tetrachlorobiphenyls	RA_Total_TETPCB	ng/kg	9	9	95000	240000	170000	24F-0002-BB36S
Total Trichlorobiphenyls	RA_Total_TRICPB	ng/kg	9	9	30000	100000	57000	24F-0002-BB03S

Table 38
Phase 2 Brown Bulhead Whole Body Tissue Analytical Results Statistics
Phase 2 Data Evaluation Summary Memorandum
Lower Neponset River
Boston and Milton, Massachusetts

Analyte	CAS Number	Units	Number of Samples (a)	Number of Detections	Min. Detected Value	Max Detected Value	Avg. Detected Values	Location of Max. Detection
TCL Pesticides								
ALDRIN	309-00-2	ug/kg	9	0				-
ALPHA BHC (ALPHA HEXACHLOROCYCLOHEXANE)	319-84-6	ug/kg	9	0				-
ALPHA ENDOSULFAN (ENDOSULFAN I)	959-98-8	ug/kg	9	0				-
BETA BHC (BETA HEXACHLOROCYCLOHEXANE)	319-85-7	ug/kg	9	0				-
BETA ENDOSULFAN (ENDOSULFAN II)	33213-65-9	ug/kg	9	0				-
cis-Chlordane (alpha-Chlordane)	5103-71-9	ug/kg	9	9	0.73	6.3	2.8	24F-0002-BB03S
DELTA BHC (DELTA HEXACHLOROCYCLOHEXANE)	319-86-8	ug/kg	9	0				-
DIELDRIN	60-57-1	ug/kg	9	7	0.28	0.87	0.46	24F-0002-BB03S
ENDOSULFAN SULFATE	1031-07-8	ug/kg	9	0				-
ENDRIN	72-20-8	ug/kg	9	0				-
ENDRIN ALDEHYDE	7421-93-4	ug/kg	9	0				-
ENDRIN KETONE	53494-70-5	ug/kg	9	0				-
GAMMA BHC (LINDANE)	58-89-9	ug/kg	9	0				-
HEPTACHLOR	76-44-8	ug/kg	9	0				-
HEPTACHLOR EPOXIDE	1024-57-3	ug/kg	9	9	0.083	0.45	0.22	24F-0002-BB03S
METHOXYCHLOR	72-43-5	ug/kg	9	0				-
P,P'-DDD (4,4'-DDD)	72-54-8	ug/kg	9	9	1.4	11	6.2	24F-0002-BB03S
P,P'-DDE (4,4'-DDE)	72-55-9	ug/kg	9	9	3	33	17	24F-0002-BB38S
P,P'-DDT (4,4'-DDT)	50-29-3	ug/kg	9	7	0.31	0.95	0.66	24F-0002-BB03S
Trans-Chlordane (Gamma-Chlordane)	5103-74-2	ug/kg	9	9	0.45	3.6	1.4	24F-0002-BB03S

Table 38
Phase 2 Brown Bulhead Whole Body Tissue Analytical Results Statistics
Phase 2 Data Evaluation Summary Memorandum
Lower Neponset River
Boston and Milton, Massachusetts

Analyte	CAS Number	Units	Number of Samples (a)	Number of Detections	Min. Detected Value	Max Detected Value	Avg. Detected Values	Location of Max. Detection
TAL Metals								
Aluminum	7429-90-5	mg/kg	9	1	56.8	56.8	56.8	24F-0002-BB06S
Antimony	7440-36-0	mg/kg	9	0				-
Arsenic	7440-38-2	mg/kg	9	0				-
Barium	7440-39-3	mg/kg	9	0				-
Beryllium	7440-41-7	mg/kg	9	0				-
Cadmium	7440-43-9	mg/kg	9	0				-
Calcium	7440-70-2	mg/kg	9	9	2040	28300	12100	24F-0002-BB41S
Chromium, Total	7440-47-3	mg/kg	9	0				-
Cobalt	7440-48-4	mg/kg	9	0				-
Copper	7440-50-8	mg/kg	9	0				-
Iron	7439-89-6	mg/kg	9	2	56.7	291	174	24F-0002-BB06S
Lead	7439-92-1	mg/kg	9	1	1.73	1.73	1.73	24F-0002-BB06S
Magnesium	7439-95-4	mg/kg	9	1	577	577	577	24F-0002-BB41S
Manganese	7439-96-5	mg/kg	9	9	1.24	91.9	16.4	24F-0002-BB06S
Mercury	7439-97-6	ng/g	9	9	74.1	504	217	24F-0002-BB04S
METHYL MERCURY	22967-92-6	ng/g	9	9	68.3	439	204	24F-0002-BB04S
Nickel	7440-02-0	mg/kg	9	0				-
Potassium	7440-09-7	mg/kg	9	9	2100	2750	2360	24F-0002-BB03S
Selenium	7782-49-2	mg/kg	9	0				-
Silver	7440-22-4	mg/kg	9	0				-
Sodium	7440-23-5	mg/kg	9	7	832	1200	992	24F-0002-BB04S
Thallium	7440-28-0	mg/kg	9	0				-
Vanadium	7440-62-2	mg/kg	9	0				-
Zinc	7440-66-6	mg/kg	9	9	10.5	27.1	17.1	24F-0002-BB41S

Notes:
(a) The number of samples shown and the calculation of summary statistics treated the parent and field duplicate as individual samples.
(b) PCDD/F TEQ and PCB Toxic Equivalency (TEQ) values were calculated by summing the detected compounds in each group that have been multiplied by their specific Toxic Equivalency Factors (TEFs); see Table 51 for more details.
(c) Whole-body concentrations were calculated by AECOM as detailed in the text.

Analytes:
PCB - polychlorinated biphenyl
PCDD/F - polychlorinated dibenzodioxins/furans
TAL - target analyte list
TCL - target compound list

Units:
ng/g - nanograms per gram
ng/kg - nanograms per kilogram
mg/kg - miligrams per kilogram
ug/kg - micrograms per kilogram

Table 39
Phase 1 White Sucker Fillet Tissue Analytical Results Statistics
Phase 2 Data Evaluation Summary Memorandum
Lower Neponset River
Boston and Milton, Massachusetts

Analyte	CAS Number	Units	Number of Samples	Number of Detections	Min. Detected Value	Max Detected Value	Avg. Detected Values	Location of Max. Detection
PCDD/F								
1,2,3,4,6,7,8-HEPTACHLORODIBENZOFURAN	67562-39-4	ng/kg	8	1	2.1	2.1	2.1	24F-0001-WS48S
1,2,3,4,6,7,8-HEPTACHLORODIBENZO-P-DIOXIN	35822-46-9	ng/kg	8	3	1.8	1.8	1.8	24F-0001-WS27S 24F-0001-WS48S 24F-0001-WS52S
1,2,3,4,7,8,9-HEPTACHLORODIBENZOFURAN	55673-89-7	ng/kg	8	0				-
1,2,3,4,7,8-HEXACHLORODIBENZOFURAN	70648-26-9	ng/kg	8	0				-
1,2,3,4,7,8-HEXACHLORODIBENZO-P-DIOXIN	39227-28-6	ng/kg	8	2	1.2	1.3	1.3	24F-0001-WS48S
1,2,3,6,7,8-HEXACHLORODIBENZOFURAN	57117-44-9	ng/kg	8	1	3.5	3.5	3.5	24F-0001-WS48S
1,2,3,6,7,8-HEXACHLORODIBENZO-P-DIOXIN	57653-85-7	ng/kg	8	2	1.2	1.5	1.4	24F-0001-WS52S
1,2,3,7,8,9-HEXACHLORODIBENZOFURAN	72918-21-9	ng/kg	8	0				-
1,2,3,7,8,9-HEXACHLORODIBENZO-P-DIOXIN	19408-74-3	ng/kg	8	0				-
1,2,3,7,8-PENTACHLORODIBENZOFURAN	57117-41-6	ng/kg	8	1	3.4	3.4	3.4	24F-0001-WS18S
1,2,3,7,8-PENTACHLORODIBENZO-P-DIOXIN	40321-76-4	ng/kg	8	4	1.6	2.1	1.8	24F-0001-WS18S
2,3,4,6,7,8-HEXACHLORODIBENZOFURAN	60851-34-5	ng/kg	8	0				-
2,3,4,7,8-PENTACHLORODIBENZOFURAN	57117-31-4	ng/kg	8	1	1.2	1.2	1.2	24F-0001-WS18S
2,3,7,8-TETRACHLORODIBENZOFURAN	51207-31-9	ng/kg	8	8	0.8	4.2	2.4	24F-0001-WS52S
2,3,7,8-TETRACHLORODIBENZO-P-DIOXIN	1746-01-6	ng/kg	8	0				-
Heptachlorodibenzofurans	38998-75-3	ng/kg	8	3	0.9	4.3	2.1	24F-0001-WS48S
Heptachlorodibenzo-P-Dioxins	37871-00-4	ng/kg	8	4	1.8	17	6.8	24F-0001-WS52S
HEXACHLORODIBENZOFURAN	55684-94-1	ng/kg	8	7	1.4	13	4.8	24F-0001-WS48S
HEXACHLORODIBENZO-P-DIOXIN	34465-46-8	ng/kg	8	5	1.6	8.8	5.1	24F-0001-WS48S
OCTACHLORODIBENZOFURAN	39001-02-0	ng/kg	8	0				-
OCTACHLORODIBENZO-P-DIOXIN	3268-87-9	ng/kg	8	0				-
PENTACHLORO DIBENZOFURAN	30402-15-4	ng/kg	8	8	7.2	48	20	24F-0001-WS48S
PENTACHLORODIBENZO-P-DIOXIN	36088-22-9	ng/kg	8	4	1.6	2.1	1.8	24F-0001-WS18S
Tetrachlorodibenzofuran	55722-27-5	ng/kg	8	8	47	200	110	24F-0001-WS48S
TETRACHLORODIBENZO-P-DIOXIN	41903-57-5	ng/kg	8	0				-
Total PCDD/F TEQ (Bird)	RA-TEQ-B-DF	ng/kg	8	8	0.8	7.34	3.5211	24F-0001-WS18S
Total PCDD/F TEQ (Fish)	RA-TEQ-F-DF	ng/kg	8	8	0.04	3.055	1.3211	24F-0001-WS18S
Total PCDD/F TEQ (Mammal)	RA-TEQ-M-DF	ng/kg	8	8	0.08	2.932	1.312	24F-0001-WS18S
Percent Moisture								
MOISTURE, PERCENT	MOIST	%	8	8	75.71	81.05	79.42	24F-0001-WS11S
Percent Lipids								
PERCENT LIPIDS	LIPIDPERCENT	%	8	8	0.33850546	1.867238157	0.933705205	24F-0001-WS52S
PCB Congeners								
PCB-001	2051-60-7	ng/kg	8	8	2000	7900	4900	24F-0001-WS52S
PCB-002	2051-61-8	ng/kg	8	1	22	22	22	24F-0001-WS52S
PCB-003	2051-62-9	ng/kg	8	7	61	250	150	24F-0001-WS52S
PCB-004	13029-08-8	ng/kg	8	8	11000	26000	18000	24F-0001-WS27S
PCB-005	16605-91-7	ng/kg	8	0				-
PCB-006	25569-80-6	ng/kg	8	8	1600	4000	2700	24F-0001-WS48S
PCB-007	33284-50-3	ng/kg	8	6	160	310	250	24F-0001-WS27S

Table 39
Phase 1 White Sucker Fillet Tissue Analytical Results Statistics
Phase 2 Data Evaluation Summary Memorandum
Lower Neponset River
Boston and Milton, Massachusetts

Analyte	CAS Number	Units	Number of Samples	Number of Detections	Min. Detected Value	Max Detected Value	Avg. Detected Values	Location of Max. Detection
PCB-008	34883-43-7	ng/kg	8	8	7600	18000	12000	24F-0001-WS48S
PCB-009	34883-39-1	ng/kg	8	8	260	600	400	24F-0001-WS27S
PCB-010	33146-45-1	ng/kg	8	7	1500	6500	3300	24F-0001-WS27S
PCB-011	2050-67-1	ng/kg	8	3	49	390	210	24F-0001-WS11S
PCB-012/013	PCB-12/13	ng/kg	8	4	100	460	280	24F-0001-WS27S
PCB-014	34883-41-5	ng/kg	8	0				-
PCB-015	2050-68-2	ng/kg	8	8	630	6000	2700	24F-0001-WS27S
PCB-016	38444-78-9	ng/kg	8	7	710	3000	1500	24F-0001-WS18S
PCB-017	37680-66-3	ng/kg	8	8	13000	36000	19000	24F-0001-WS18S
PCB-018/030	PCB-18/30	ng/kg	8	8	3000	11000	5500	24F-0001-WS18S
PCB-019	38444-73-4	ng/kg	8	8	7400	18000	12000	24F-0001-WS27S
PCB-020/028	PCB-20/28	ng/kg	8	8	23000	170000	54000	24F-0001-WS18S
PCB-021/033	PCB-21/33	ng/kg	8	7	1200	9200	3300	24F-0001-WS18S
PCB-022	38444-85-8	ng/kg	8	8	2800	17000	6200	24F-0001-WS18S
PCB-023	55720-44-0	ng/kg	8	4	26	81	59	24F-0001-WS48S
PCB-024	55702-45-9	ng/kg	8	4	130	950	520	24F-0001-WS27S
PCB-025	55712-37-3	ng/kg	8	8	4800	24000	9700	24F-0001-WS18S
PCB-026/029	PCB-26/29	ng/kg	8	8	7000	36000	15000	24F-0001-WS18S
PCB-027	38444-76-7	ng/kg	8	8	5900	21000	10000	24F-0001-WS18S
PCB-031	16606-02-3	ng/kg	8	8	9700	80000	32000	24F-0001-WS18S
PCB-032	38444-77-8	ng/kg	8	8	14000	64000	30000	24F-0001-WS18S
PCB-034	37680-68-5	ng/kg	8	8	340	1900	760	24F-0001-WS18S
PCB-035	37680-69-6	ng/kg	8	0				-
PCB-036	38444-87-0	ng/kg	8	0				-
PCB-037	38444-90-5	ng/kg	8	7	440	5400	1600	24F-0001-WS18S
PCB-038	53555-66-1	ng/kg	8	1	28	28	28	24F-0001-WS52S
PCB-039	38444-88-1	ng/kg	8	3	80	160	120	24F-0001-WS27S
PCB-040/071	PCB-40/71	ng/kg	8	8	12000	59000	22000	24F-0001-WS18S
PCB-041	52663-59-9	ng/kg	8	7	400	3200	1000	24F-0001-WS18S
PCB-042	36559-22-5	ng/kg	8	8	7000	40000	14000	24F-0001-WS18S
PCB-043	70362-46-8	ng/kg	8	8	620	3900	1300	24F-0001-WS18S
PCB-044/047/065	PCB-44/47/65	ng/kg	8	8	47000	220000	81000	24F-0001-WS18S
PCB-045/051	PCB-45/51	ng/kg	8	8	7000	29000	11000	24F-0001-WS18S
PCB-046	41464-47-5	ng/kg	8	8	910	4900	1700	24F-0001-WS18S
PCB-048	70362-47-9	ng/kg	8	7	1300	11000	3100	24F-0001-WS18S
PCB-049/069	PCB-49/69	ng/kg	8	8	36000	160000	58000	24F-0001-WS18S
PCB-050/053	PCB-50/53	ng/kg	8	8	8400	34000	14000	24F-0001-WS18S
PCB-052	35693-99-3	ng/kg	8	8	6000	42000	14000	24F-0001-WS18S
PCB-054	15968-05-5	ng/kg	8	8	280	800	420	24F-0001-WS18S
PCB-055	74338-24-2	ng/kg	8	2	140	510	330	24F-0001-WS11S
PCB-056	41464-43-1	ng/kg	8	8	3100	34000	9900	24F-0001-WS18S
PCB-057	70424-67-8	ng/kg	8	8	510	1900	900	24F-0001-WS18S
PCB-058	41464-49-7	ng/kg	8	6	93	210	160	24F-0001-WS28S

Table 39
Phase 1 White Sucker Fillet Tissue Analytical Results Statistics
Phase 2 Data Evaluation Summary Memorandum
Lower Neponset River
Boston and Milton, Massachusetts

Analyte	CAS Number	Units	Number of Samples	Number of Detections	Min. Detected Value	Max Detected Value	Avg. Detected Values	Location of Max. Detection
PCB-059/062/075	PCB-59/62/75	ng/kg	8	8	2800	16000	5500	24F-0001-WS18S
PCB-060	33025-41-1	ng/kg	8	8	2200	19000	5600	24F-0001-WS18S
PCB-061/070/074/076	PCB-61/70/74/76	ng/kg	8	8	16000	190000	54000	24F-0001-WS18S
PCB-063	74472-34-7	ng/kg	8	8	2900	13000	5200	24F-0001-WS18S
PCB-064	52663-58-8	ng/kg	8	8	9500	61000	20000	24F-0001-WS18S
PCB-066	32598-10-0	ng/kg	8	8	17000	130000	40000	24F-0001-WS18S
PCB-067	73575-53-8	ng/kg	8	8	210	2300	710	24F-0001-WS18S
PCB-068	73575-52-7	ng/kg	8	8	1200	4200	2000	24F-0001-WS18S
PCB-072	41464-42-0	ng/kg	8	8	1100	4400	2100	24F-0001-WS18S
PCB-073	74338-23-1	ng/kg	8	7	540	2800	1200	24F-0001-WS18S
PCB-077	32598-13-3	ng/kg	8	8	860	8400	2200	24F-0001-WS18S
PCB-078	70362-49-1	ng/kg	8	0				-
PCB-079	41464-48-6	ng/kg	8	6	100	850	370	24F-0001-WS18S
PCB-080	33284-52-5	ng/kg	8	0				-
PCB-081	70362-50-4	ng/kg	8	3	70	310	160	24F-0001-WS18S
PCB-082	52663-62-4	ng/kg	8	8	1800	11000	4000	24F-0001-WS18S
PCB-083	60145-20-2	ng/kg	8	1	1600	1600	1600	24F-0001-WS11S
PCB-084	52663-60-2	ng/kg	8	8	2500	18000	6800	24F-0001-WS18S
PCB-085/116/117	PCB-85/116/117	ng/kg	8	8	5900	27000	11000	24F-0001-WS18S
PCB-086/087/097/109/119/125	PCB-86+	ng/kg	8	8	13000	62000	27000	24F-0001-WS18S
PCB-088/091	PCB-88/91	ng/kg	8	8	6200	31000	12000	24F-0001-WS18S
PCB-089	73575-57-2	ng/kg	8	6	380	1700	620	24F-0001-WS18S
PCB-090/101/113	PCB-90/101/113	ng/kg	8	8	19000	84000	38000	24F-0001-WS18S
PCB-092	52663-61-3	ng/kg	8	8	5100	21000	8900	24F-0001-WS18S
PCB-093/100	PCB-93/100	ng/kg	8	8	930	4100	1800	24F-0001-WS18S
PCB-094	73575-55-0	ng/kg	8	8	380	1800	690	24F-0001-WS18S
PCB-095	38379-99-6	ng/kg	8	8	9700	53000	21000	24F-0001-WS18S
PCB-096	73575-54-9	ng/kg	8	8	230	1200	410	24F-0001-WS18S
PCB-098/102	PCB-98/102	ng/kg	8	8	1300	7100	2400	24F-0001-WS18S
PCB-099	38380-01-7	ng/kg	8	8	15000	66000	30000	24F-0001-WS18S
PCB-103	60145-21-3	ng/kg	8	8	600	2200	1100	24F-0001-WS18S
PCB-104	56558-16-8	ng/kg	8	2	26	71	49	24F-0001-WS18S
PCB-105	32598-14-4	ng/kg	8	8	4800	30000	11000	24F-0001-WS18S
PCB-106	70424-69-0	ng/kg	8	0				-
PCB-107	70424-68-9	ng/kg	8	8	1800	7700	3600	24F-0001-WS18S
PCB-108/124	PCB-108/124	ng/kg	8	8	360	2900	1300	24F-0001-WS18S
PCB-110/115	PCB-110/115	ng/kg	8	8	27000	120000	52000	24F-0001-WS18S
PCB-111	39635-32-0	ng/kg	8	3	140	220	170	24F-0001-WS48S
PCB-112	74472-36-9	ng/kg	8	0				-
PCB-114	74472-37-0	ng/kg	8	8	460	2700	920	24F-0001-WS18S
PCB-118	31508-00-6	ng/kg	8	8	18000	85000	39000	24F-0001-WS18S
PCB-120	68194-12-7	ng/kg	8	7	150	560	330	24F-0001-WS48S
PCB-121	56558-18-0	ng/kg	8	3	55	95	79	24F-0001-WS48S

Table 39
Phase 1 White Sucker Fillet Tissue Analytical Results Statistics
Phase 2 Data Evaluation Summary Memorandum
Lower Neponset River
Boston and Milton, Massachusetts

Analyte	CAS Number	Units	Number of Samples	Number of Detections	Min. Detected Value	Max Detected Value	Avg. Detected Values	Location of Max. Detection
PCB-122	76842-07-4	ng/kg	8	6	320	1200	520	24F-0001-WS18S
PCB-123	65510-44-3	ng/kg	8	8	300	2100	790	24F-0001-WS18S
PCB-126	57465-28-8	ng/kg	8	2	63	160	110	24F-0001-WS18S
PCB-127	39635-33-1	ng/kg	8	0				-
PCB-128/166	PCB-128/166	ng/kg	8	8	2200	9700	5300	24F-0001-WS48S
PCB-129/138/163	PCB-129/138/163	ng/kg	8	8	22000	85000	47000	24F-0001-WS48S
PCB-130	52663-66-8	ng/kg	8	8	1100	5000	2700	24F-0001-WS48S
PCB-131	61798-70-7	ng/kg	8	8	200	780	440	24F-0001-WS52S
PCB-132	38380-05-1	ng/kg	8	8	3600	15000	9200	24F-0001-WS18S 24F-0001-WS52S
PCB-133	35694-04-3	ng/kg	8	8	490	1700	940	24F-0001-WS48S
PCB-134	52704-70-8	ng/kg	8	8	600	3000	1600	24F-0001-WS18S
PCB-135/151	PCB-135/151	ng/kg	8	8	4300	18000	8500	24F-0001-WS18S
PCB-136	38411-22-2	ng/kg	8	8	1100	4100	2200	24F-0001-WS18S
PCB-137	35694-06-5	ng/kg	8	8	1100	4900	2600	24F-0001-WS48S
PCB-139/140	PCB-139/140	ng/kg	8	8	420	1600	900	24F-0001-WS48S
PCB-141	52712-04-6	ng/kg	8	8	1400	5300	3200	24F-0001-WS18S 24F-0001-WS52S
PCB-142	41411-61-4	ng/kg	8	0				-
PCB-143	68194-15-0	ng/kg	8	0				-
PCB-144	68194-14-9	ng/kg	8	7	510	1800	1100	24F-0001-WS52S
PCB-145	74472-40-5	ng/kg	8	3	12	20	15	24F-0001-WS18S
PCB-146	51908-16-8	ng/kg	8	8	3200	12000	6800	24F-0001-WS48S 24F-0001-WS52S
PCB-147/149	PCB-147/149	ng/kg	8	8	11000	44000	24000	24F-0001-WS18S
PCB-148	74472-41-6	ng/kg	8	8	53	230	120	24F-0001-WS18S
PCB-150	68194-08-1	ng/kg	8	6	52	170	92	24F-0001-WS18S
PCB-152	68194-09-2	ng/kg	8	6	34	140	65	24F-0001-WS18S
PCB-153/168	PCB-153/168	ng/kg	8	8	16000	71000	37000	24F-0001-WS48S
PCB-154	60145-22-4	ng/kg	8	8	330	1200	670	24F-0001-WS18S
PCB-155	33979-03-2	ng/kg	8	3	5.9	13	10	24F-0001-WS18S
PCB-156/157	PCB-156/157	ng/kg	8	8	1900	8100	4300	24F-0001-WS48S
PCB-158	74472-42-7	ng/kg	8	8	1600	6900	3800	24F-0001-WS48S 24F-0001-WS52S
PCB-159	39635-35-3	ng/kg	8	0				-
PCB-160	41411-62-5	ng/kg	8	0				-
PCB-161	74472-43-8	ng/kg	8	0				-
PCB-162	39635-34-2	ng/kg	8	4	150	360	250	24F-0001-WS52S
PCB-164	74472-45-0	ng/kg	8	8	790	3100	1800	24F-0001-WS18S 24F-0001-WS52S
PCB-165	74472-46-1	ng/kg	8	5	40	120	77	24F-0001-WS18S 24F-0001-WS48S
PCB-167	52663-72-6	ng/kg	8	8	760	3900	1900	24F-0001-WS48S

Table 39
Phase 1 White Sucker Fillet Tissue Analytical Results Statistics
Phase 2 Data Evaluation Summary Memorandum
Lower Neponset River
Boston and Milton, Massachusetts

Analyte	CAS Number	Units	Number of Samples	Number of Detections	Min. Detected Value	Max Detected Value	Avg. Detected Values	Location of Max. Detection
PCB-169	32774-16-6	ng/kg	8	1	27	27	27	24F-0001-WS18S
PCB-170	35065-30-6	ng/kg	8	8	1900	8100	4200	24F-0001-WS48S
PCB-171/173	PCB-171/173	ng/kg	8	8	610	2500	1300	24F-0001-WS48S
PCB-172	52663-74-8	ng/kg	8	8	390	1500	790	24F-0001-WS48S
PCB-174	38411-25-5	ng/kg	8	8	810	4300	2200	24F-0001-WS18S
PCB-175	40186-70-7	ng/kg	8	7	84	300	180	24F-0001-WS48S
PCB-176	52663-65-7	ng/kg	8	8	200	630	390	24F-0001-WS18S 24F-0001-WS48S
PCB-177	52663-70-4	ng/kg	8	8	1000	4200	2300	24F-0001-WS48S
PCB-178	52663-67-9	ng/kg	8	8	520	1700	940	24F-0001-WS18S
PCB-179	52663-64-6	ng/kg	8	8	560	1900	1000	24F-0001-WS18S
PCB-180/193	PCB-180/193	ng/kg	8	8	4300	18000	9300	24F-0001-WS48S
PCB-181	74472-47-2	ng/kg	8	5	61	200	130	24F-0001-WS48S
PCB-182	60145-23-5	ng/kg	8	5	31	95	60	24F-0001-WS18S
PCB-183/185	PCB-183/185	ng/kg	8	8	1400	5500	3000	24F-0001-WS48S
PCB-184	74472-48-3	ng/kg	8	3	7.6	11	8.9	24F-0001-WS48S
PCB-186	74472-49-4	ng/kg	8	1	2.3	2.3	2.3	24F-0001-WS52S
PCB-187	52663-68-0	ng/kg	8	8	4000	17000	8100	24F-0001-WS18S
PCB-188	74487-85-7	ng/kg	8	4	14	40	23	24F-0001-WS18S
PCB-189	39635-31-9	ng/kg	8	8	85	410	220	24F-0001-WS48S
PCB-190	41411-64-7	ng/kg	8	8	460	1700	950	24F-0001-WS48S
PCB-191	74472-50-7	ng/kg	8	7	75	320	170	24F-0001-WS48S
PCB-192	74472-51-8	ng/kg	8	0				-
PCB-194	35694-08-7	ng/kg	8	8	1000	3500	1800	24F-0001-WS18S
PCB-195	52663-78-2	ng/kg	8	8	340	1100	620	24F-0001-WS18S
PCB-196	42740-50-1	ng/kg	8	8	380	1300	740	24F-0001-WS48S
PCB-197/200	PCB-197/200	ng/kg	8	7	100	350	210	24F-0001-WS18S
PCB-198/199	PCB-198/199	ng/kg	8	8	1200	4100	2100	24F-0001-WS18S
PCB-201	40186-71-8	ng/kg	8	8	90	290	180	24F-0001-WS48S
PCB-202	2136-99-4	ng/kg	8	8	190	620	360	24F-0001-WS18S
PCB-203	52663-76-0	ng/kg	8	8	730	2300	1400	24F-0001-WS18S 24F-0001-WS48S
PCB-204	74472-52-9	ng/kg	8	0				-
PCB-205	74472-53-0	ng/kg	8	8	49	160	91	24F-0001-WS18S
PCB-206	40186-72-9	ng/kg	8	8	480	1600	970	24F-0001-WS48S
PCB-207	52663-79-3	ng/kg	8	6	45	130	96	24F-0001-WS48S
PCB-208	52663-77-1	ng/kg	8	8	160	480	340	24F-0001-WS48S
PCB-209	2051-24-3	ng/kg	8	8	180	620	460	24F-0001-WS24S
Total PCB TEQ (Bird)	RA-TEQ-B-PCB	ng/kg	8	8	43.9078	471.8364	122.9917	24F-0001-WS18S
Total PCB TEQ (Fish)	RA-TEQ-F-PCB	ng/kg	8	8	0.2177	2.44155	0.682466	24F-0001-WS18S
Total PCB TEQ (Mammal)	RA-TEQ-M-PCB	ng/kg	8	8	0.8762	21.6142	4.86414	24F-0001-WS18S
Total Decachlorobiphenyls	RA_Total_DECPCB	ng/kg	8	8	180	620	460	24F-0001-WS24S
Total Dichlorobiphenyls	RA_Total_DIPCB	ng/kg	8	8	22850	59570	38457	24F-0001-WS27S

Table 39
Phase 1 White Sucker Fillet Tissue Analytical Results Statistics
Phase 2 Data Evaluation Summary Memorandum
Lower Neponset River
Boston and Milton, Massachusetts

Analyte	CAS Number	Units	Number of Samples	Number of Detections	Min. Detected Value	Max Detected Value	Avg. Detected Values	Location of Max. Detection
Total Heptachlorobiphenyls	RA_Total_HEPPCB	ng/kg	8	8	16740	56254	32053.6	24F-0001-WS48S
Total Hexachlorobiphenyls	RA_Total_HEXPCB	ng/kg	8	8	75557	288698	165053	24F-0001-WS48S
Total Monochlorobiphenyls	RA_Total_MONPCB	ng/kg	8	8	2110	8172	5049	24F-0001-WS52S
Total Nonachlorobiphenyls	RA_Total_NONPCB	ng/kg	8	8	685	2210	1377	24F-0001-WS48S
Total Octachlorobiphenyls	RA_Total_OCTPCB	ng/kg	8	8	4079	13260	7233	24F-0001-WS18S
Total PCB Congeners	RA_Tot_PCB_Cong	ng/kg	8	8	507012	2384570	1004560	24F-0001-WS18S
Total Pentachlorobiphenyls	RA_Total_PENPCB	ng/kg	8	8	94380	458568	196736	24F-0001-WS18S
Total Tetrachlorobiphenyls (For Risk Assessment)	RA_Total_TETPCB	ng/kg	8	8	184523	1066960	358912	24F-0001-WS18S
Total Trichlorobiphenyls	RA_Total_TRICPB	ng/kg	8	8	104470	495500	199227	24F-0001-WS18S
TCL Pesticides								
ALDRIN	309-00-2	ug/kg	8	0				-
ALPHA BHC (ALPHA HEXACHLOROCYCLOHEXANE)	319-84-6	ug/kg	8	0				-
ALPHA ENDOSULFAN (ENDOSULFAN I)	959-98-8	ug/kg	8	0				-
BETA BHC (BETA HEXACHLOROCYCLOHEXANE)	319-85-7	ug/kg	8	0				-
BETA ENDOSULFAN (ENDOSULFAN II)	33213-65-9	ug/kg	8	0				-
cis-Chlordane (alpha-Chlordane)	5103-71-9	ug/kg	8	8	5.6	14	8.7	24F-0001-WS18S
DELTA BHC (DELTA HEXACHLOROCYCLOHEXANE)	319-86-8	ug/kg	8	0				-
DIELDRIN	60-57-1	ug/kg	8	8	0.41	1.8	0.92	24F-0001-WS18S
ENDOSULFAN SULFATE	1031-07-8	ug/kg	8	0				-
ENDRIN	72-20-8	ug/kg	8	0				-
ENDRIN ALDEHYDE	7421-93-4	ug/kg	8	0				-
ENDRIN KETONE	53494-70-5	ug/kg	8	0				-
GAMMA BHC (LINDANE)	58-89-9	ug/kg	8	0				-
HEPTACHLOR	76-44-8	ug/kg	8	0				-
HEPTACHLOR EPOXIDE	1024-57-3	ug/kg	8	8	0.13	0.72	0.38	24F-0001-WS18S
METHOXYCHLOR	72-43-5	ug/kg	8	0				-
P,P'-DDD (4,4'-DDD)	72-54-8	ug/kg	8	8	12	31	19	24F-0001-WS18S
P,P'-DDE (4,4'-DDE)	72-55-9	ug/kg	8	8	21	70	43	24F-0001-WS48S
P,P'-DDT (4,4'-DDT)	50-29-3	ug/kg	8	8	2.2	5.7	3.9	24F-0001-WS18S
Trans-Chlordane (Gamma-Chlordane)	5103-74-2	ug/kg	8	8	2.5	9.4	4.6	24F-0001-WS18S
TAL Metals								
Aluminum	7429-90-5	mg/kg	8	0				-
Antimony	7440-36-0	mg/kg	8	0				-
Arsenic	7440-38-2	mg/kg	8	0				-
Barium	7440-39-3	mg/kg	8	0				-
Beryllium	7440-41-7	mg/kg	8	0				-
Cadmium	7440-43-9	mg/kg	8	0				-
Calcium	7440-70-2	mg/kg	8	2	543	785	664	24F-0001-WS27S
Chromium, Total	7440-47-3	mg/kg	8	0				-
Cobalt	7440-48-4	mg/kg	8	0				-
Copper	7440-50-8	mg/kg	8	0				-
Iron	7439-89-6	mg/kg	8	0				-
Lead	7439-92-1	mg/kg	8	0				-

Table 39
Phase 1 White Sucker Fillet Tissue Analytical Results Statistics
Phase 2 Data Evaluation Summary Memorandum
Lower Neponset River
Boston and Milton, Massachusetts

Analyte	CAS Number	Units	Number of Samples	Number of Detections	Min. Detected Value	Max Detected Value	Avg. Detected Values	Location of Max. Detection
Magnesium	7439-95-4	mg/kg	8	0				-
Manganese	7439-96-5	mg/kg	8	0				-
Mercury	7439-97-6	ng/g	8	8	401	668	525	24F-0001-WS52S
METHYL MERCURY	22967-92-6	ng/g	8	8	444	647	537	24F-0001-WS11S
Nickel	7440-02-0	mg/kg	8	0				-
Potassium	7440-09-7	mg/kg	8	8	2210	3840	3410	24F-0001-WS18S
Selenium	7782-49-2	mg/kg	8	0				-
Silver	7440-22-4	mg/kg	8	0				-
Sodium	7440-23-5	mg/kg	8	0				-
Thallium	7440-28-0	mg/kg	8	0				-
Vanadium	7440-62-2	mg/kg	8	0				-
Zinc	7440-66-6	mg/kg	8	1	6	6	6	24F-0001-WS10S

Notes:
(a) The number of samples shown and the calculation of summary statistics treated the parent and field duplicate as individual samples.

Sums and TEQ:
(a) The homolog groups sums for PCBs and PCDD/Fs were calculated by summing the detected congeners in each group; if no congeners in a group were detected, the maximum reporting detection limit for any individual congener in that homolog group was used.
(b) The concentration of total PCB congeners was calculated as the sum of detected congeners in each sample.
(c) PCDD/F TEQ and PCB Toxic Equivalency (TEQ) values were calculated by summing the detected compounds in each group that have been multiplied by their specific Toxic Equivalency Factors (TEFs); see Table 51 for more details. For any sample that did not have any detected compounds, the resulting TEQ is shown as a zero.
(d) For coelution of dioxin-like (DL) and non-DL congeners, TEF is applied to the full reported concentration.
(e) Calculated total values are inclusive of Estimated Maximum Possible Concentration (EMPC) results.

Analytes:
PCB - polychlorinated biphenyl
PCDD/F - polychlorinated dibenzodioxins/furans
TAL - target analyte list
TCL - target compound list

Units:
% - percent
ng/g - nanograms per gram
ng/kg - nanograms per kilogram
mg/kg - miligrams per kilogram
ug/kg - micrograms per kilogram

Table 40
Phase 1 White Sucker Whole Body Tissue Analytical Results Statistics
Phase 2 Data Evaluation Summary Memorandum
Lower Neponset River
Boston and Milton, Massachusetts

Analyte	CAS Number	Units	Number of Samples (a)	Number of Detections	Min. Detected Value	Max Detected Value	Avg. Detected Values	Location of Max. Detection
PCDD/F								
1,2,3,4,6,7,8-HEPTACHLORODIBENZOFURAN	67562-39-4	ng/kg	8	8	2.7	6.7	4.6	24F-0001-WS48S
1,2,3,4,6,7,8-HEPTACHLORODIBENZO-P-DIOXIN	35822-46-9	ng/kg	8	8	1.4	9.6	5.3	24F-0001-WS28S
1,2,3,4,7,8,9-HEPTACHLORODIBENZOFURAN	55673-89-7	ng/kg	8	0				-
1,2,3,4,7,8-HEXACHLORODIBENZOFURAN	70648-26-9	ng/kg	8	7	1.1	2.3	1.8	24F-0001-WS18S
1,2,3,4,7,8-HEXACHLORODIBENZO-P-DIOXIN	39227-28-6	ng/kg	8	8	0.78	3.5	2	24F-0001-WS18S
1,2,3,6,7,8-HEXACHLORODIBENZOFURAN	57117-44-9	ng/kg	8	8	1.2	5.4	2.2	24F-0001-WS48S
1,2,3,6,7,8-HEXACHLORODIBENZO-P-DIOXIN	57653-85-7	ng/kg	8	8	1.1	4	2.5	24F-0001-WS18S
1,2,3,7,8,9-HEXACHLORODIBENZOFURAN	72918-21-9	ng/kg	8	0				-
1,2,3,7,8,9-HEXACHLORODIBENZO-P-DIOXIN	19408-74-3	ng/kg	8	1	4.5	4.5	4.5	24F-0001-WS18S
1,2,3,7,8-PENTACHLORODIBENZOFURAN	57117-41-6	ng/kg	8	4	1.2	4.9	2.9	24F-0001-WS27S
1,2,3,7,8-PENTACHLORODIBENZO-P-DIOXIN	40321-76-4	ng/kg	8	8	1.6	7.8	3.7	24F-0001-WS18S
2,3,4,6,7,8-HEXACHLORODIBENZOFURAN	60851-34-5	ng/kg	8	0				-
2,3,4,7,8-PENTACHLORODIBENZOFURAN	57117-31-4	ng/kg	8	7	0.84	4.2	1.9	24F-0001-WS18S
2,3,7,8-TETRACHLORODIBENZOFURAN	51207-31-9	ng/kg	8	8	3	13	6.7	24F-0001-WS18S
2,3,7,8-TETRACHLORODIBENZO-P-DIOXIN	1746-01-6	ng/kg	8	8	0.33	1	0.57	24F-0001-WS18S
Heptachlorodibenzofurans	38998-75-3	ng/kg	8	8	2.7	13	7.3	24F-0001-WS48S
Heptachlorodibenzo-P-Dioxins	37871-00-4	ng/kg	8	8	3.7	63	20	24F-0001-WS18S
HEXACHLORODIBENZOFURAN	55684-94-1	ng/kg	8	8	9.5	30	16	24F-0001-WS48S
HEXACHLORODIBENZO-P-DIOXIN	34465-46-8	ng/kg	8	8	6.6	30	15	24F-0001-WS18S
OCTACHLORODIBENZOFURAN	39001-02-0	ng/kg	8	1	3.2	3.2	3.2	24F-0001-WS28S
OCTACHLORODIBENZO-P-DIOXIN	3268-87-9	ng/kg	8	7	3.3	44	14	24F-0001-WS11S
PENTACHLORO DIBENZOFURAN	30402-15-4	ng/kg	8	8	28	72	43	24F-0001-WS18S 24F-0001-WS48S
PENTACHLORODIBENZO-P-DIOXIN	36088-22-9	ng/kg	8	8	1.6	15	5	24F-0001-WS18S
Tetrachlorodibenzofuran	55722-27-5	ng/kg	8	8	140	370	210	24F-0001-WS18S
TETRACHLORODIBENZO-P-DIOXIN	41903-57-5	ng/kg	8	8	0.33	1.3	0.64	24F-0001-WS27S
Total PCDD/F TEQ (Bird)	RA-TEQ-B-DF	ng/kg	8	8	6.1884	27.33703	13.37624	24F-0001-WS18S
Total PCDD/F TEQ (Fish)	RA-TEQ-F-DF	ng/kg	8	8	3.1994	13.99703	6.92574	24F-0001-WS18S
Total PCDD/F TEQ (Mammal)	RA-TEQ-M-DF	ng/kg	8	8	2.953	13.20549	6.428245	24F-0001-WS18S
Percent Moisture								
MOISTURE, PERCENT	MOIST	%	8	8	68.76	77.35	73.83	24F-0001-WS48S
Percent Lipids								
PERCENT LIPIDS	LIPIDPERCENT	%	8	8	1.04	7.61	3.77	24F-0001-WS18S
PCB Congeners								
PCB-001	2051-60-7	ng/kg	8	8	9600	34000	17000	24F-0001-WS24S
PCB-002	2051-61-8	ng/kg	8	4	8.1	57	36	24F-0001-WS11S
PCB-003	2051-62-9	ng/kg	8	8	130	970	550	24F-0001-WS24S
PCB-004	13029-08-8	ng/kg	8	8	35000	92000	58000	24F-0001-WS24S
PCB-005	16605-91-7	ng/kg	8	0				-
PCB-006	25569-80-6	ng/kg	8	8	5000	16000	8800	24F-0001-WS18S
PCB-007	33284-50-3	ng/kg	8	8	440	1200	710	24F-0001-WS18S
PCB-008	34883-43-7	ng/kg	8	8	18000	53000	38000	24F-0001-WS18S

Table 40
Phase 1 White Sucker Whole Body Tissue Analytical Results Statistics
Phase 2 Data Evaluation Summary Memorandum
Lower Neponset River
Boston and Milton, Massachusetts

Analyte	CAS Number	Units	Number of Samples (a)	Number of Detections	Min. Detected Value	Max Detected Value	Avg. Detected Values	Location of Max. Detection
PCB-009	34883-39-1	ng/kg	8	8	720	1900	1200	24F-0001-WS18S
PCB-010	33146-45-1	ng/kg	8	8	5200	19000	10000	24F-0001-WS24S
PCB-011	2050-67-1	ng/kg	8	8	87	1200	390	24F-0001-WS10S
PCB-012/013	PCB-12/13	ng/kg	8	7	34	1500	620	24F-0001-WS18S
PCB-014	34883-41-5	ng/kg	8	0				-
PCB-015	2050-68-2	ng/kg	8	8	1200	22000	8900	24F-0001-WS18S
PCB-016	38444-78-9	ng/kg	8	8	2400	12000	4500	24F-0001-WS18S
PCB-017	37680-66-3	ng/kg	8	8	27000	140000	61000	24F-0001-WS18S
PCB-018/030	PCB-18/30	ng/kg	8	8	9200	41000	17000	24F-0001-WS18S
PCB-019	38444-73-4	ng/kg	8	8	19000	76000	39000	24F-0001-WS18S
PCB-020/028	PCB-20/28	ng/kg	8	8	51000	670000	180000	24F-0001-WS18S
PCB-021/033	PCB-21/33	ng/kg	8	8	2800	34000	9300	24F-0001-WS18S
PCB-022	38444-85-8	ng/kg	8	8	6700	68000	21000	24F-0001-WS18S
PCB-023	55720-44-0	ng/kg	8	5	24	180	75	24F-0001-WS27S
PCB-024	55702-45-9	ng/kg	8	5	170	2600	1000	24F-0001-WS28S
PCB-025	55712-37-3	ng/kg	8	8	12000	91000	31000	24F-0001-WS18S
PCB-026/029	PCB-26/29	ng/kg	8	8	17000	140000	48000	24F-0001-WS18S
PCB-027	38444-76-7	ng/kg	8	8	14000	78000	32000	24F-0001-WS18S
PCB-031	16606-02-3	ng/kg	8	8	30000	310000	100000	24F-0001-WS18S
PCB-032	38444-77-8	ng/kg	8	8	30000	230000	93000	24F-0001-WS18S
PCB-034	37680-68-5	ng/kg	8	8	720	7700	2600	24F-0001-WS18S
PCB-035	37680-69-6	ng/kg	8	0				-
PCB-036	38444-87-0	ng/kg	8	0				-
PCB-037	38444-90-5	ng/kg	8	8	1100	21000	5200	24F-0001-WS18S
PCB-038	53555-66-1	ng/kg	8	2	10	110	60	24F-0001-WS11S
PCB-039	38444-88-1	ng/kg	8	5	140	400	260	24F-0001-WS11S
PCB-040/071	PCB-40/71	ng/kg	8	8	30000	230000	72000	24F-0001-WS18S
PCB-041	52663-59-9	ng/kg	8	8	150	12000	3100	24F-0001-WS18S
PCB-042	36559-22-5	ng/kg	8	8	15000	170000	48000	24F-0001-WS18S
PCB-043	70362-46-8	ng/kg	8	8	1500	16000	4400	24F-0001-WS18S
PCB-044/047/065	PCB-44/47/65	ng/kg	8	8	99000	840000	260000	24F-0001-WS18S
PCB-045/051	PCB-45/51	ng/kg	8	8	15000	99000	34000	24F-0001-WS18S
PCB-046	41464-47-5	ng/kg	8	8	2400	17000	5400	24F-0001-WS18S
PCB-048	70362-47-9	ng/kg	8	8	3000	45000	9800	24F-0001-WS18S
PCB-049/069	PCB-49/69	ng/kg	8	8	76000	620000	190000	24F-0001-WS18S
PCB-050/053	PCB-50/53	ng/kg	8	8	19000	120000	42000	24F-0001-WS18S
PCB-052	35693-99-3	ng/kg	8	8	18000	170000	48000	24F-0001-WS18S
PCB-054	15968-05-5	ng/kg	8	8	570	3500	1400	24F-0001-WS18S
PCB-055	74338-24-2	ng/kg	8	4	710	3300	1700	24F-0001-WS28S
PCB-056	41464-43-1	ng/kg	8	8	9800	150000	36000	24F-0001-WS18S
PCB-057	70424-67-8	ng/kg	8	8	1300	8300	3000	24F-0001-WS18S
PCB-058	41464-49-7	ng/kg	8	7	70	2900	730	24F-0001-WS18S
PCB-059/062/075	PCB-59/62/75	ng/kg	8	8	6300	62000	18000	24F-0001-WS18S

Table 40
Phase 1 White Sucker Whole Body Tissue Analytical Results Statistics
Phase 2 Data Evaluation Summary Memorandum
Lower Neponset River
Boston and Milton, Massachusetts

Analyte	CAS Number	Units	Number of Samples (a)	Number of Detections	Min. Detected Value	Max Detected Value	Avg. Detected Values	Location of Max. Detection
PCB-060	33025-41-1	ng/kg	8	8	5800	83000	21000	24F-0001-WS18S
PCB-061/070/074/076	PCB-61/70/74/76	ng/kg	8	8	58000	830000	190000	24F-0001-WS18S
PCB-063	74472-34-7	ng/kg	8	8	6200	59000	18000	24F-0001-WS18S
PCB-064	52663-58-8	ng/kg	8	8	20000	240000	67000	24F-0001-WS18S
PCB-066	32598-10-0	ng/kg	8	8	48000	570000	140000	24F-0001-WS18S
PCB-067	73575-53-8	ng/kg	8	8	660	10000	2600	24F-0001-WS18S
PCB-068	73575-52-7	ng/kg	8	8	3800	19000	6700	24F-0001-WS18S
PCB-072	41464-42-0	ng/kg	8	8	3700	20000	7000	24F-0001-WS18S
PCB-073	74338-23-1	ng/kg	8	8	1900	9900	3500	24F-0001-WS18S
PCB-077	32598-13-3	ng/kg	8	8	1900	34000	8000	24F-0001-WS18S
PCB-078	70362-49-1	ng/kg	8	0				-
PCB-079	41464-48-6	ng/kg	8	8	490	3100	1000	24F-0001-WS18S
PCB-080	33284-52-5	ng/kg	8	0				-
PCB-081	70362-50-4	ng/kg	8	7	120	1400	410	24F-0001-WS18S
PCB-082	52663-62-4	ng/kg	8	8	5800	44000	13000	24F-0001-WS18S
PCB-083	60145-20-2	ng/kg	8	7	3700	20000	7400	24F-0001-WS18S
PCB-084	52663-60-2	ng/kg	8	8	9400	69000	21000	24F-0001-WS18S
PCB-085/116/117	PCB-85/116/117	ng/kg	8	8	19000	110000	36000	24F-0001-WS18S
PCB-086/087/097/109/119/125	PCB-86+	ng/kg	8	8	46000	240000	83000	24F-0001-WS18S
PCB-088/091	PCB-88/91	ng/kg	8	8	21000	120000	37000	24F-0001-WS18S
PCB-089	73575-57-2	ng/kg	8	8	700	6700	1800	24F-0001-WS18S
PCB-090/101/113	PCB-90/101/113	ng/kg	8	8	67000	330000	120000	24F-0001-WS18S
PCB-092	52663-61-3	ng/kg	8	8	16000	84000	28000	24F-0001-WS18S
PCB-093/100	PCB-93/100	ng/kg	8	8	3300	17000	5900	24F-0001-WS18S
PCB-094	73575-55-0	ng/kg	8	8	1100	7000	2200	24F-0001-WS18S
PCB-095	38379-99-6	ng/kg	8	8	31000	200000	65000	24F-0001-WS18S
PCB-096	73575-54-9	ng/kg	8	8	570	4300	1300	24F-0001-WS18S
PCB-098/102	PCB-98/102	ng/kg	8	8	3800	27000	7800	24F-0001-WS18S
PCB-099	38380-01-7	ng/kg	8	8	49000	260000	93000	24F-0001-WS18S
PCB-103	60145-21-3	ng/kg	8	8	2200	8400	3300	24F-0001-WS18S
PCB-104	56558-16-8	ng/kg	8	7	42	290	100	24F-0001-WS18S
PCB-105	32598-14-4	ng/kg	8	8	18000	120000	36000	24F-0001-WS18S
PCB-106	70424-69-0	ng/kg	8	0				-
PCB-107	70424-68-9	ng/kg	8	8	5500	34000	11000	24F-0001-WS18S
PCB-108/124	PCB-108/124	ng/kg	8	8	1500	12000	4200	24F-0001-WS18S
PCB-110/115	PCB-110/115	ng/kg	8	8	90000	430000	150000	24F-0001-WS18S
PCB-111	39635-32-0	ng/kg	8	7	160	620	320	24F-0001-WS18S
PCB-112	74472-36-9	ng/kg	8	2	390	930	660	24F-0001-WS11S
PCB-114	74472-37-0	ng/kg	8	8	1300	11000	3000	24F-0001-WS18S
PCB-118	31508-00-6	ng/kg	8	8	61000	350000	120000	24F-0001-WS18S
PCB-120	68194-12-7	ng/kg	8	8	480	2000	910	24F-0001-WS18S
PCB-121	56558-18-0	ng/kg	8	8	76	350	150	24F-0001-WS18S
PCB-122	76842-07-4	ng/kg	8	7	550	5100	1500	24F-0001-WS18S

Table 40
Phase 1 White Sucker Whole Body Tissue Analytical Results Statistics
Phase 2 Data Evaluation Summary Memorandum
Lower Neponset River
Boston and Milton, Massachusetts

Analyte	CAS Number	Units	Number of Samples (a)	Number of Detections	Min. Detected Value	Max Detected Value	Avg. Detected Values	Location of Max. Detection
PCB-123	65510-44-3	ng/kg	8	8	1300	8400	2700	24F-0001-WS18S
PCB-126	57465-28-8	ng/kg	8	6	58	690	210	24F-0001-WS18S
PCB-127	39635-33-1	ng/kg	8	0				-
PCB-128/166	PCB-128/166	ng/kg	8	8	9300	34000	17000	24F-0001-WS18S
PCB-129/138/163	PCB-129/138/163	ng/kg	8	8	72000	270000	140000	24F-0001-WS18S
PCB-130	52663-66-8	ng/kg	8	8	4600	17000	8000	24F-0001-WS18S
PCB-131	61798-70-7	ng/kg	8	8	740	2800	1300	24F-0001-WS18S
PCB-132	38380-05-1	ng/kg	8	8	15000	61000	28000	24F-0001-WS18S
PCB-133	35694-04-3	ng/kg	8	8	1600	6300	2900	24F-0001-WS18S
PCB-134	52704-70-8	ng/kg	8	8	2800	13000	5200	24F-0001-WS18S
PCB-135/151	PCB-135/151	ng/kg	8	8	16000	69000	26000	24F-0001-WS18S
PCB-136	38411-22-2	ng/kg	8	8	4200	15000	6500	24F-0001-WS18S
PCB-137	35694-06-5	ng/kg	8	8	4100	15000	7600	24F-0001-WS18S
PCB-139/140	PCB-139/140	ng/kg	8	8	1500	5500	2700	24F-0001-WS18S
PCB-141	52712-04-6	ng/kg	8	8	5700	23000	9800	24F-0001-WS18S
PCB-142	41411-61-4	ng/kg	8	1	89	89	89	24F-0001-WS18S
PCB-143	68194-15-0	ng/kg	8	0				-
PCB-144	68194-14-9	ng/kg	8	8	1900	6500	3100	24F-0001-WS18S
PCB-145	74472-40-5	ng/kg	8	7	19	84	33	24F-0001-WS18S
PCB-146	51908-16-8	ng/kg	8	8	10000	42000	20000	24F-0001-WS18S
PCB-147/149	PCB-147/149	ng/kg	8	8	40000	190000	74000	24F-0001-WS18S
PCB-148	74472-41-6	ng/kg	8	8	210	910	360	24F-0001-WS18S
PCB-150	68194-08-1	ng/kg	8	8	140	630	240	24F-0001-WS18S
PCB-152	68194-09-2	ng/kg	8	8	100	550	190	24F-0001-WS18S
PCB-153/168	PCB-153/168	ng/kg	8	8	56000	190000	100000	24F-0001-WS18S
PCB-154	60145-22-4	ng/kg	8	8	1300	4600	2000	24F-0001-WS18S
PCB-155	33979-03-2	ng/kg	8	5	2.2	61	23	24F-0001-WS18S
PCB-156/157	PCB-156/157	ng/kg	8	8	7000	28000	13000	24F-0001-WS18S
PCB-158	74472-42-7	ng/kg	8	8	6100	21000	11000	24F-0001-WS18S
PCB-159	39635-35-3	ng/kg	8	0				-
PCB-160	41411-62-5	ng/kg	8	0				-
PCB-161	74472-43-8	ng/kg	8	0				-
PCB-162	39635-34-2	ng/kg	8	4	50	830	370	24F-0001-WS52S
PCB-164	74472-45-0	ng/kg	8	8	3100	13000	5600	24F-0001-WS18S
PCB-165	74472-46-1	ng/kg	8	8	100	530	210	24F-0001-WS18S
PCB-167	52663-72-6	ng/kg	8	8	2900	11000	5700	24F-0001-WS18S
PCB-169	32774-16-6	ng/kg	8	1	9.9	9.9	9.9	24F-0001-WS18S
PCB-170	35065-30-6	ng/kg	8	8	6500	31000	14000	24F-0001-WS18S
PCB-171/173	PCB-171/173	ng/kg	8	8	2100	8900	4200	24F-0001-WS18S
PCB-172	52663-74-8	ng/kg	8	8	1200	5900	2600	24F-0001-WS18S
PCB-174	38411-25-5	ng/kg	8	8	3400	20000	7200	24F-0001-WS18S
PCB-175	40186-70-7	ng/kg	8	8	290	1000	510	24F-0001-WS18S
PCB-176	52663-65-7	ng/kg	8	8	710	2600	1200	24F-0001-WS18S

Table 40
Phase 1 White Sucker Whole Body Tissue Analytical Results Statistics
Phase 2 Data Evaluation Summary Memorandum
Lower Neponset River
Boston and Milton, Massachusetts

Analyte	CAS Number	Units	Number of Samples (a)	Number of Detections	Min. Detected Value	Max Detected Value	Avg. Detected Values	Location of Max. Detection
PCB-177	52663-70-4	ng/kg	8	8	4300	19000	7800	24F-0001-WS18S
PCB-178	52663-67-9	ng/kg	8	8	1800	7600	3200	24F-0001-WS18S
PCB-179	52663-64-6	ng/kg	8	8	2100	8300	3300	24F-0001-WS18S
PCB-180/193	PCB-180/193	ng/kg	8	8	15000	64000	30000	24F-0001-WS18S
PCB-181	74472-47-2	ng/kg	8	8	150	580	300	24F-0001-WS18S
PCB-182	60145-23-5	ng/kg	8	8	73	390	140	24F-0001-WS18S
PCB-183/185	PCB-183/185	ng/kg	8	8	5100	21000	9800	24F-0001-WS18S
PCB-184	74472-48-3	ng/kg	8	6	3.7	38	18	24F-0001-WS18S
PCB-186	74472-49-4	ng/kg	8	1	0.85	0.85	0.85	24F-0001-WS52S
PCB-187	52663-68-0	ng/kg	8	8	12000	70000	27000	24F-0001-WS18S
PCB-188	74487-85-7	ng/kg	8	8	34	170	65	24F-0001-WS18S
PCB-189	39635-31-9	ng/kg	8	8	330	1500	690	24F-0001-WS18S
PCB-190	41411-64-7	ng/kg	8	8	1600	6700	3100	24F-0001-WS18S
PCB-191	74472-50-7	ng/kg	8	8	240	1000	480	24F-0001-WS18S
PCB-192	74472-51-8	ng/kg	8	0				-
PCB-194	35694-08-7	ng/kg	8	8	2800	16000	6300	24F-0001-WS18S
PCB-195	52663-78-2	ng/kg	8	8	1100	5500	2200	24F-0001-WS18S
PCB-196	42740-50-1	ng/kg	8	8	1300	5600	2500	24F-0001-WS18S
PCB-197/200	PCB-197/200	ng/kg	8	8	370	1500	650	24F-0001-WS18S
PCB-198/199	PCB-198/199	ng/kg	8	8	3600	19000	7600	24F-0001-WS18S
PCB-201	40186-71-8	ng/kg	8	8	350	1200	610	24F-0001-WS18S
PCB-202	2136-99-4	ng/kg	8	8	810	2800	1300	24F-0001-WS18S
PCB-203	52663-76-0	ng/kg	8	8	2400	10000	4800	24F-0001-WS18S
PCB-204	74472-52-9	ng/kg	8	0				-
PCB-205	74472-53-0	ng/kg	8	8	20	760	280	24F-0001-WS18S
PCB-206	40186-72-9	ng/kg	8	8	2300	6200	3500	24F-0001-WS18S
PCB-207	52663-79-3	ng/kg	8	8	200	530	300	24F-0001-WS18S
PCB-208	52663-77-1	ng/kg	8	8	720	1900	1200	24F-0001-WS18S
PCB-209	2051-24-3	ng/kg	8	8	850	2700	1600	24F-0001-WS24S
Total PCB TEQ (Bird)	RA-TEQ-B-PCB	ng/kg	8	8	117.3525	1928.6189	460.64925	24F-0001-WS18S
Total PCB TEQ (Fish)	RA-TEQ-F-PCB	ng/kg	8	8	0.9093	10.199995	2.6941931	24F-0001-WS18S
Total PCB TEQ (Mammal)	RA-TEQ-M-PCB	ng/kg	8	8	3.3778	89.014	22.4044	24F-0001-WS18S
Total Decachlorobiphenyls	RA_Total_DECPCB	ng/kg	8	8	850	2700	1600	24F-0001-WS24S
Total Dichlorobiphenyls	RA_Total_DIPCB	ng/kg	8	8	69000	180000	130000	24F-0001-WS18S 24F-0001-WS24S
Total Heptachlorobiphenyls	RA_Total_HEPPCB	ng/kg	8	8	52000	250000	110000	24F-0001-WS18S
Total Hexachlorobiphenyls	RA_Total_HEXPCB	ng/kg	8	8	270000	1000000	490000	24F-0001-WS18S
Total Monochlorobiphenyls	RA_Total_MONPCB	ng/kg	8	8	9700	35000	18000	24F-0001-WS24S
Total Nonachlorobiphenyls	RA_Total_NONPCB	ng/kg	8	8	3200	8600	5000	24F-0001-WS18S
Total Octachlorobiphenyls	RA_Total_OCTPCB	ng/kg	8	8	13000	61000	26000	24F-0001-WS18S
Total PCB Congeners	RA_Tot_PCB_Cong	ng/kg	8	8	2000000	9700000	3300000	24F-0001-WS18S
Total Pentachlorobiphenyls	RA_Total_PENPCB	ng/kg	8	8	350000	1800000	620000	24F-0001-WS18S
Total Tetrachlorobiphenyl	RA_Total_TETPCB	ng/kg	8	8	440000	4400000	1200000	24F-0001-WS18S

Table 40
Phase 1 White Sucker Whole Body Tissue Analytical Results Statistics
Phase 2 Data Evaluation Summary Memorandum
Lower Neponset River
Boston and Milton, Massachusetts

Analyte	CAS Number	Units	Number of Samples (a)	Number of Detections	Min. Detected Value	Max Detected Value	Avg. Detected Values	Location of Max. Detection
Total Trichlorobiphenyls	RA_Total_TRICPB	ng/kg	8	8	230000	1900000	650000	24F-0001-WS18S
TCL Pesticides								
ALDRIN	309-00-2	ug/kg	8	0				-
ALPHA BHC (ALPHA HEXACHLOROCYCLOHEXANE)	319-84-6	ug/kg	8	0				-
ALPHA ENDOSULFAN (ENDOSULFAN I)	959-98-8	ug/kg	8	0				-
BETA BHC (BETA HEXACHLOROCYCLOHEXANE)	319-85-7	ug/kg	8	0				-
BETA ENDOSULFAN (ENDOSULFAN II)	33213-65-9	ug/kg	8	0				-
cis-Chlordane (alpha-Chlordane)	5103-71-9	ug/kg	8	8	11	31	19	24F-0001-WS18S
DELTA BHC (DELTA HEXACHLOROCYCLOHEXANE)	319-86-8	ug/kg	8	0				-
DIELDRIN	60-57-1	ug/kg	8	8	0.75	3.6	2	24F-0001-WS18S
ENDOSULFAN SULFATE	1031-07-8	ug/kg	8	0				-
ENDRIN	72-20-8	ug/kg	8	0				-
ENDRIN ALDEHYDE	7421-93-4	ug/kg	8	0				-
ENDRIN KETONE	53494-70-5	ug/kg	8	0				-
GAMMA BHC (LINDANE)	58-89-9	ug/kg	8	0				-
HEPTACHLOR	76-44-8	ug/kg	8	0				-
HEPTACHLOR EPOXIDE	1024-57-3	ug/kg	8	8	0.26	1.7	0.9	24F-0001-WS27S
METHOXYCHLOR	72-43-5	ug/kg	8	0				-
P,P'-DDD (4,4'-DDD)	72-54-8	ug/kg	8	8	31	81	47	24F-0001-WS18S
P,P'-DDE (4,4'-DDE)	72-55-9	ug/kg	8	8	67	130	100	24F-0001-WS18S 24F-0001-WS52S
P,P'-DDT (4,4'-DDT)	50-29-3	ug/kg	8	8	4	14	8.1	24F-0001-WS18S
Trans-Chlordane (Gamma-Chlordane)	5103-74-2	ug/kg	8	8	5	22	11	24F-0001-WS18S

Table 40
Phase 1 White Sucker Whole Body Tissue Analytical Results Statistics
Phase 2 Data Evaluation Summary Memorandum
Lower Neponset River
Boston and Milton, Massachusetts

Analyte	CAS Number	Units	Number of Samples (a)	Number of Detections	Min. Detected Value	Max Detected Value	Avg. Detected Values	Location of Max. Detection
TAL Metals								
Aluminum	7429-90-5	mg/kg	8	0				-
Antimony	7440-36-0	mg/kg	8	0				-
Arsenic	7440-38-2	mg/kg	8	0				-
Barium	7440-39-3	mg/kg	8	0				-
Beryllium	7440-41-7	mg/kg	8	0				-
Cadmium	7440-43-9	mg/kg	8	0				-
Calcium	7440-70-2	mg/kg	8	8	4990	21800	12400	24F-0001-WS48S
Chromium, Total	7440-47-3	mg/kg	8	1	0.658	0.658	0.658	24F-0001-WS10S
Cobalt	7440-48-4	mg/kg	8	0				-
Copper	7440-50-8	mg/kg	8	0				-
Iron	7439-89-6	mg/kg	8	8	28.7	74.3	49.7	24F-0001-WS28S
Lead	7439-92-1	mg/kg	8	0				-
Magnesium	7439-95-4	mg/kg	8	3	328	505	427	24F-0001-WS48S
Manganese	7439-96-5	mg/kg	8	8	8.87	24.7	17.2	24F-0001-WS11S
Mercury	7439-97-6	ng/g	8	8	250	411	332	24F-0001-WS52S
METHYL MERCURY	22967-92-6	ng/g	8	8	257	425	332	24F-0001-WS11S
Nickel	7440-02-0	mg/kg	8	0				-
Potassium	7440-09-7	mg/kg	8	8	1950	2770	2540	24F-0001-WS48S
Selenium	7782-49-2	mg/kg	8	0				-
Silver	7440-22-4	mg/kg	8	0				-
Sodium	7440-23-5	mg/kg	8	7	846	1050	902	24F-0001-WS48S
Thallium	7440-28-0	mg/kg	8	0				-
Vanadium	7440-62-2	mg/kg	8	0				-
Zinc	7440-66-6	mg/kg	8	7	11.7	18.1	15	24F-0001-WS48S

Notes:
(a) The number of samples shown and the calculation of summary statistics treated the parent and field duplicate as individual samples.
(b) PCDD/F TEQ and PCB Toxic Equivalency (TEQ) values were calculated by summing the detected compounds in each group that have been multiplied by their specific Toxic Equivalency Factors (TEFs); see Table 51 for more details.
(c) Whole-body concentrations were calculated by AECOM as detailed in the text.

Analytes:
PCB - polychlorinated biphenyl
PCDD/F - polychlorinated dibenzodioxins/furans
TAL - target analyte list
TCL - target compound list

Units:
ng/g - nanograms per gram
ng/kg - nanograms per kilogram
mg/kg - miligrams per kilogram
ug/kg - micrograms per kilogram

Table 41
Phase 2 White Sucker Fillet Tissue Analytical Results Statistics
Phase 2 Data Evaluation Summary Memorandum
Lower Neponset River
Boston and Milton, Massachusetts

Analyte	CAS Number	Units	Number of Samples	Number of Detections	Min. Detected Value	Max Detected Value	Avg. Detected Values	Location of Max. Detection
PCDD/F								
1,2,3,4,6,7,8-HEPTACHLORODIBENZOFURAN	67562-39-4	ng/kg	6	3	2	5.3	3.4	24F-0002-WS34S
1,2,3,4,6,7,8-HEPTACHLORODIBENZO-P-DIOXIN	35822-46-9	ng/kg	6	2	1.7	2.4	2.1	24F-0002-WS40S
1,2,3,4,7,8,9-HEPTACHLORODIBENZOFURAN	55673-89-7	ng/kg	6	0				-
1,2,3,4,7,8-HEXACHLORODIBENZOFURAN	70648-26-9	ng/kg	6	1	1.4	1.4	1.4	24F-0002-WS34S
1,2,3,4,7,8-HEXACHLORODIBENZO-P-DIOXIN	39227-28-6	ng/kg	6	2	1.5	2.2	1.9	24F-0002-WS34S
1,2,3,6,7,8-HEXACHLORODIBENZOFURAN	57117-44-9	ng/kg	6	0				-
1,2,3,6,7,8-HEXACHLORODIBENZO-P-DIOXIN	57653-85-7	ng/kg	6	2	1.3	2	1.7	24F-0002-WS40S
1,2,3,7,8,9-HEXACHLORODIBENZOFURAN	72918-21-9	ng/kg	6	0				-
1,2,3,7,8,9-HEXACHLORODIBENZO-P-DIOXIN	19408-74-3	ng/kg	6	0				-
1,2,3,7,8-PENTACHLORODIBENZOFURAN	57117-41-6	ng/kg	6	2	2.1	5.2	3.7	24F-0002-WS40S
1,2,3,7,8-PENTACHLORODIBENZO-P-DIOXIN	40321-76-4	ng/kg	6	2	3	3	3	24F-0002-WS34S 24F-0002-WS40S
2,3,4,6,7,8-HEXACHLORODIBENZOFURAN	60851-34-5	ng/kg	6	0				-
2,3,4,7,8-PENTACHLORODIBENZOFURAN	57117-31-4	ng/kg	6	2	1.4	1.6	1.5	24F-0002-WS40S
2,3,7,8-TETRACHLORODIBENZOFURAN	51207-31-9	ng/kg	6	6	1.3	6.3	3.1	24F-0002-WS34S
2,3,7,8-TETRACHLORODIBENZO-P-DIOXIN	1746-01-6	ng/kg	6	3	0.21	0.71	0.52	24F-0002-WS34S
Heptachlorodibenzofurans	38998-75-3	ng/kg	6	3	2	7	4	24F-0002-WS34S
Heptachlorodibenzo-P-Dioxins	37871-00-4	ng/kg	6	3	3.2	5.6	4.7	24F-0002-WS34S
HEXACHLORODIBENZOFURAN	55684-94-1	ng/kg	6	5	0.62	15	6.1	24F-0002-WS34S
HEXACHLORODIBENZO-P-DIOXIN	34465-46-8	ng/kg	6	4	1.5	14	7.9	24F-0002-WS34S
OCTACHLORODIBENZOFURAN	39001-02-0	ng/kg	6	0				-
OCTACHLORODIBENZO-P-DIOXIN	3268-87-9	ng/kg	6	0				-
PENTACHLORO DIBENZOFURAN	30402-15-4	ng/kg	6	6	2.8	53	19	24F-0002-WS34S
PENTACHLORODIBENZO-P-DIOXIN	36088-22-9	ng/kg	6	2	3	4	4	24F-0002-WS40S
Tetrachlorodibenzofuran	55722-27-5	ng/kg	6	6	18	280	110	24F-0002-WS34S
TETRACHLORODIBENZO-P-DIOXIN	41903-57-5	ng/kg	6	3	0.21	1.2	0.68	24F-0002-WS34S
Total PCDD/F TEQ (Bird)	RA-TEQ-B-DF	ng/kg	6	6	1.51	11.713	5.00918	24F-0002-WS34S
Total PCDD/F TEQ (Fish)	RA-TEQ-F-DF	ng/kg	6	6	0.085	6.018	2.0784	24F-0002-WS34S
Total PCDD/F TEQ (Mammal)	RA-TEQ-M-DF	ng/kg	6	6	0.17	5.173	1.916	24F-0002-WS34S
Percent Moisture								
MOISTURE, PERCENT	MOIST	%	6	6	77.51	83.09	79.68	24F-0002-WS35S
Percent Lipids								
PERCENT LIPIDS	LIPIDPERCENT	%	6	6	0.257654186	3.776737084	1.085201123	24F-0002-WS34S
PCB Congeners								
PCB-001	2051-60-7	ng/kg	6	6	1000	12000	6400	24F-0002-WS40S
PCB-002	2051-61-8	ng/kg	6	0				-
PCB-003	2051-62-9	ng/kg	6	5	46	250	130	24F-0002-WS34S
PCB-004	13029-08-8	ng/kg	6	6	4400	39000	19000	24F-0002-WS34S
PCB-005	16605-91-7	ng/kg	6	0				-
PCB-006	25569-80-6	ng/kg	6	6	1000	7700	2800	24F-0002-WS34S
PCB-007	33284-50-3	ng/kg	6	2	73	410	240	24F-0002-WS34S
PCB-008	34883-43-7	ng/kg	6	6	2400	21000	8700	24F-0002-WS34S

Table 41
Phase 2 White Sucker Fillet Tissue Analytical Results Statistics
Phase 2 Data Evaluation Summary Memorandum
Lower Neponset River
Boston and Milton, Massachusetts

Analyte	CAS Number	Units	Number of Samples	Number of Detections	Min. Detected Value	Max Detected Value	Avg. Detected Values	Location of Max. Detection
PCB-009	34883-39-1	ng/kg	6	5	100	840	370	24F-0002-WS34S
PCB-010	33146-45-1	ng/kg	6	6	1100	8800	4400	24F-0002-WS34S
PCB-011	2050-67-1	ng/kg	6	1	160	160	160	24F-0002-WS07S
PCB-012/013	PCB-12/13	ng/kg	6	1	630	630	630	24F-0002-WS34S
PCB-014	34883-41-5	ng/kg	6	0				-
PCB-015	2050-68-2	ng/kg	6	6	550	6600	1800	24F-0002-WS34S
PCB-016	38444-78-9	ng/kg	6	5	820	6900	2500	24F-0002-WS34S
PCB-017	37680-66-3	ng/kg	6	6	7600	64000	22000	24F-0002-WS34S
PCB-018/030	PCB-18/30	ng/kg	6	6	2500	24000	7600	24F-0002-WS34S
PCB-019	38444-73-4	ng/kg	6	6	4300	39000	15000	24F-0002-WS34S
PCB-020/028	PCB-20/28	ng/kg	6	6	24000	200000	67000	24F-0002-WS34S
PCB-021/033	PCB-21/33	ng/kg	6	5	1200	10000	3800	24F-0002-WS34S
PCB-022	38444-85-8	ng/kg	6	6	3400	28000	8500	24F-0002-WS34S
PCB-023	55720-44-0	ng/kg	6	0				-
PCB-024	55702-45-9	ng/kg	6	0				-
PCB-025	55712-37-3	ng/kg	6	6	4900	34000	10000	24F-0002-WS34S
PCB-026/029	PCB-26/29	ng/kg	6	6	8900	65000	20000	24F-0002-WS34S
PCB-027	38444-76-7	ng/kg	6	6	4200	35000	13000	24F-0002-WS34S
PCB-031	16606-02-3	ng/kg	6	6	17000	120000	38000	24F-0002-WS34S
PCB-032	38444-77-8	ng/kg	6	6	11000	89000	32000	24F-0002-WS34S
PCB-034	37680-68-5	ng/kg	6	6	370	3200	1100	24F-0002-WS34S
PCB-035	37680-69-6	ng/kg	6	0				-
PCB-036	38444-87-0	ng/kg	6	0				-
PCB-037	38444-90-5	ng/kg	6	6	770	6200	1800	24F-0002-WS34S
PCB-038	53555-66-1	ng/kg	6	0				-
PCB-039	38444-88-1	ng/kg	6	0				-
PCB-040/071	PCB-40/71	ng/kg	6	6	10000	120000	37000	24F-0002-WS34S
PCB-041	52663-59-9	ng/kg	6	2	1900	6000	4000	24F-0002-WS34S
PCB-042	36559-22-5	ng/kg	6	6	6500	68000	21000	24F-0002-WS34S
PCB-043	70362-46-8	ng/kg	6	6	810	8900	2600	24F-0002-WS34S
PCB-044/047/065	PCB-44/47/65	ng/kg	6	6	37000	380000	120000	24F-0002-WS34S
PCB-045/051	PCB-45/51	ng/kg	6	6	4700	48000	15000	24F-0002-WS34S
PCB-046	41464-47-5	ng/kg	6	6	920	9200	2700	24F-0002-WS34S
PCB-048	70362-47-9	ng/kg	6	6	1300	14000	4300	24F-0002-WS34S
PCB-049/069	PCB-49/69	ng/kg	6	6	27000	290000	91000	24F-0002-WS34S
PCB-050/053	PCB-50/53	ng/kg	6	6	6100	61000	19000	24F-0002-WS34S
PCB-052	35693-99-3	ng/kg	6	6	6500	76000	23000	24F-0002-WS34S
PCB-054	15968-05-5	ng/kg	6	6	140	1600	560	24F-0002-WS34S
PCB-055	74338-24-2	ng/kg	6	0				-
PCB-056	41464-43-1	ng/kg	6	6	4400	42000	13000	24F-0002-WS34S
PCB-057	70424-67-8	ng/kg	6	6	490	4300	1300	24F-0002-WS34S
PCB-058	41464-49-7	ng/kg	6	5	100	940	340	24F-0002-WS34S
PCB-059/062/075	PCB-59/62/75	ng/kg	6	6	2800	29000	9000	24F-0002-WS34S

Table 41
Phase 2 White Sucker Fillet Tissue Analytical Results Statistics
Phase 2 Data Evaluation Summary Memorandum
Lower Neponset River
Boston and Milton, Massachusetts

Analyte	CAS Number	Units	Number of Samples	Number of Detections	Min. Detected Value	Max Detected Value	Avg. Detected Values	Location of Max. Detection
PCB-060	33025-41-1	ng/kg	6	6	2300	18000	6200	24F-0002-WS34S
PCB-061/070/074/076	PCB-61/70/74/76	ng/kg	6	6	25000	250000	76000	24F-0002-WS34S
PCB-063	74472-34-7	ng/kg	6	6	2500	23000	7600	24F-0002-WS34S
PCB-064	52663-58-8	ng/kg	6	6	10000	120000	36000	24F-0002-WS34S
PCB-066	32598-10-0	ng/kg	6	6	19000	180000	58000	24F-0002-WS34S
PCB-067	73575-53-8	ng/kg	6	5	360	3000	920	24F-0002-WS34S
PCB-068	73575-52-7	ng/kg	6	6	970	8400	2900	24F-0002-WS34S
PCB-072	41464-42-0	ng/kg	6	6	1100	9500	3400	24F-0002-WS34S
PCB-073	74338-23-1	ng/kg	6	5	590	4500	1800	24F-0002-WS34S
PCB-077	32598-13-3	ng/kg	6	6	1000	9600	2900	24F-0002-WS34S
PCB-078	70362-49-1	ng/kg	6	0				-
PCB-079	41464-48-6	ng/kg	6	4	130	1600	610	24F-0002-WS34S
PCB-080	33284-52-5	ng/kg	6	0				-
PCB-081	70362-50-4	ng/kg	6	3	36	340	170	24F-0002-WS34S
PCB-082	52663-62-4	ng/kg	6	6	1700	20000	6300	24F-0002-WS34S
PCB-083	60145-20-2	ng/kg	6	2	1800	14000	7900	24F-0002-WS34S
PCB-084	52663-60-2	ng/kg	6	6	3100	35000	11000	24F-0002-WS34S
PCB-085/116/117	PCB-85/116/117	ng/kg	6	6	4400	53000	17000	24F-0002-WS34S
PCB-086/087/097/109/119/125	PCB-86+	ng/kg	6	6	10000	120000	38000	24F-0002-WS34S
PCB-088/091	PCB-88/91	ng/kg	6	6	4600	59000	19000	24F-0002-WS34S
PCB-089	73575-57-2	ng/kg	6	6	260	3700	1000	24F-0002-WS34S
PCB-090/101/113	PCB-90/101/113	ng/kg	6	6	15000	150000	51000	24F-0002-WS34S
PCB-092	52663-61-3	ng/kg	6	6	4200	43000	14000	24F-0002-WS34S
PCB-093/100	PCB-93/100	ng/kg	6	6	740	7900	2600	24F-0002-WS34S
PCB-094	73575-55-0	ng/kg	6	5	310	3500	1200	24F-0002-WS34S
PCB-095	38379-99-6	ng/kg	6	6	9000	110000	34000	24F-0002-WS34S
PCB-096	73575-54-9	ng/kg	6	5	150	2100	700	24F-0002-WS34S
PCB-098/102	PCB-98/102	ng/kg	6	6	980	13000	3900	24F-0002-WS34S
PCB-099	38380-01-7	ng/kg	6	6	11000	130000	42000	24F-0002-WS34S
PCB-103	60145-21-3	ng/kg	6	6	430	4400	1500	24F-0002-WS34S
PCB-104	56558-16-8	ng/kg	6	3	17	140	75	24F-0002-WS34S
PCB-105	32598-14-4	ng/kg	6	6	4000	44000	15000	24F-0002-WS34S
PCB-106	70424-69-0	ng/kg	6	0				-
PCB-107	70424-68-9	ng/kg	6	6	1200	13000	4300	24F-0002-WS34S
PCB-108/124	PCB-108/124	ng/kg	6	6	550	5600	1800	24F-0002-WS34S
PCB-110/115	PCB-110/115	ng/kg	6	6	20000	240000	78000	24F-0002-WS34S
PCB-111	39635-32-0	ng/kg	6	3	41	380	210	24F-0002-WS34S
PCB-112	74472-36-9	ng/kg	6	0				-
PCB-114	74472-37-0	ng/kg	6	6	330	3600	1200	24F-0002-WS34S
PCB-118	31508-00-6	ng/kg	6	6	13000	150000	49000	24F-0002-WS34S
PCB-120	68194-12-7	ng/kg	6	5	100	1000	400	24F-0002-WS34S
PCB-121	56558-18-0	ng/kg	6	2	20	110	65	24F-0002-WS40S
PCB-122	76842-07-4	ng/kg	6	6	180	1800	580	24F-0002-WS34S

Table 41
Phase 2 White Sucker Fillet Tissue Analytical Results Statistics
Phase 2 Data Evaluation Summary Memorandum
Lower Neponset River
Boston and Milton, Massachusetts

Analyte	CAS Number	Units	Number of Samples	Number of Detections	Min. Detected Value	Max Detected Value	Avg. Detected Values	Location of Max. Detection
PCB-123	65510-44-3	ng/kg	6	6	340	3300	1100	24F-0002-WS34S
PCB-126	57465-28-8	ng/kg	6	3	25	240	130	24F-0002-WS34S
PCB-127	39635-33-1	ng/kg	6	0				-
PCB-128/166	PCB-128/166	ng/kg	6	6	1500	16000	5800	24F-0002-WS34S
PCB-129/138/163	PCB-129/138/163	ng/kg	6	6	13000	150000	52000	24F-0002-WS34S
PCB-130	52663-66-8	ng/kg	6	6	830	8900	3100	24F-0002-WS34S
PCB-131	61798-70-7	ng/kg	6	6	130	1400	480	24F-0002-WS34S
PCB-132	38380-05-1	ng/kg	6	6	3200	34000	12000	24F-0002-WS34S
PCB-133	35694-04-3	ng/kg	6	6	300	3200	1100	24F-0002-WS34S
PCB-134	52704-70-8	ng/kg	6	6	610	7200	2400	24F-0002-WS34S
PCB-135/151	PCB-135/151	ng/kg	6	6	2700	43000	13000	24F-0002-WS34S
PCB-136	38411-22-2	ng/kg	6	6	730	8900	2900	24F-0002-WS34S
PCB-137	35694-06-5	ng/kg	6	6	640	6900	2400	24F-0002-WS34S
PCB-139/140	PCB-139/140	ng/kg	6	6	250	2800	970	24F-0002-WS34S
PCB-141	52712-04-6	ng/kg	6	6	1100	11000	3700	24F-0002-WS34S
PCB-142	41411-61-4	ng/kg	6	0				-
PCB-143	68194-15-0	ng/kg	6	0				-
PCB-144	68194-14-9	ng/kg	6	6	320	3500	1200	24F-0002-WS34S
PCB-145	74472-40-5	ng/kg	6	4	3.8	51	20	24F-0002-WS34S
PCB-146	51908-16-8	ng/kg	6	6	1900	23000	7800	24F-0002-WS34S
PCB-147/149	PCB-147/149	ng/kg	6	6	7900	110000	35000	24F-0002-WS34S
PCB-148	74472-41-6	ng/kg	6	6	41	420	160	24F-0002-WS34S
PCB-150	68194-08-1	ng/kg	6	6	25	290	100	24F-0002-WS34S
PCB-152	68194-09-2	ng/kg	6	6	21	260	86	24F-0002-WS34S
PCB-153/168	PCB-153/168	ng/kg	6	6	10000	110000	38000	24F-0002-WS34S
PCB-154	60145-22-4	ng/kg	6	6	220	2500	860	24F-0002-WS34S
PCB-155	33979-03-2	ng/kg	6	2	3.3	17	10	24F-0002-WS40S
PCB-156/157	PCB-156/157	ng/kg	6	6	1200	12000	4300	24F-0002-WS34S
PCB-158	74472-42-7	ng/kg	6	6	1000	11000	3800	24F-0002-WS34S
PCB-159	39635-35-3	ng/kg	6	0				-
PCB-160	41411-62-5	ng/kg	6	0				-
PCB-161	74472-43-8	ng/kg	6	0				-
PCB-162	39635-34-2	ng/kg	6	1	150	150	150	24F-0002-WS39S
PCB-164	74472-45-0	ng/kg	6	6	600	6500	2300	24F-0002-WS34S
PCB-165	74472-46-1	ng/kg	6	3	22	320	170	24F-0002-WS34S
PCB-167	52663-72-6	ng/kg	6	6	510	5300	1800	24F-0002-WS34S
PCB-169	32774-16-6	ng/kg	6	0				-
PCB-170	35065-30-6	ng/kg	6	6	1100	14000	4500	24F-0002-WS34S
PCB-171/173	PCB-171/173	ng/kg	6	6	350	4300	1400	24F-0002-WS34S
PCB-172	52663-74-8	ng/kg	6	6	210	2700	870	24F-0002-WS34S
PCB-174	38411-25-5	ng/kg	6	6	850	9700	3200	24F-0002-WS34S
PCB-175	40186-70-7	ng/kg	6	6	47	510	180	24F-0002-WS34S
PCB-176	52663-65-7	ng/kg	6	6	110	1500	490	24F-0002-WS34S

Table 41
Phase 2 White Sucker Fillet Tissue Analytical Results Statistics
Phase 2 Data Evaluation Summary Memorandum
Lower Neponset River
Boston and Milton, Massachusetts

Analyte	CAS Number	Units	Number of Samples	Number of Detections	Min. Detected Value	Max Detected Value	Avg. Detected Values	Location of Max. Detection
PCB-177	52663-70-4	ng/kg	6	6	760	9100	3000	24F-0002-WS34S
PCB-178	52663-67-9	ng/kg	6	6	300	3900	1300	24F-0002-WS34S
PCB-179	52663-64-6	ng/kg	6	6	330	4500	1400	24F-0002-WS34S
PCB-180/193	PCB-180/193	ng/kg	6	6	2500	30000	9700	24F-0002-WS34S
PCB-181	74472-47-2	ng/kg	6	5	25	270	110	24F-0002-WS34S
PCB-182	60145-23-5	ng/kg	6	6	14	160	57	24F-0002-WS34S
PCB-183/185	PCB-183/185	ng/kg	6	6	840	10000	3400	24F-0002-WS34S
PCB-184	74472-48-3	ng/kg	6	2	12	25	19	24F-0002-WS34S
PCB-186	74472-49-4	ng/kg	6	0				-
PCB-187	52663-68-0	ng/kg	6	6	2000	44000	13000	24F-0002-WS34S
PCB-188	74487-85-7	ng/kg	6	4	6.3	64	30	24F-0002-WS34S
PCB-189	39635-31-9	ng/kg	6	6	51	710	230	24F-0002-WS34S
PCB-190	41411-64-7	ng/kg	6	6	290	3200	1100	24F-0002-WS34S
PCB-191	74472-50-7	ng/kg	6	6	41	500	170	24F-0002-WS34S
PCB-192	74472-51-8	ng/kg	6	0				-
PCB-194	35694-08-7	ng/kg	6	6	430	6900	2100	24F-0002-WS34S
PCB-195	52663-78-2	ng/kg	6	6	180	2500	800	24F-0002-WS34S
PCB-196	42740-50-1	ng/kg	6	6	180	2500	800	24F-0002-WS34S
PCB-197/200	PCB-197/200	ng/kg	6	6	58	760	260	24F-0002-WS34S
PCB-198/199	PCB-198/199	ng/kg	6	6	550	9500	3000	24F-0002-WS34S
PCB-201	40186-71-8	ng/kg	6	6	50	620	220	24F-0002-WS34S
PCB-202	2136-99-4	ng/kg	6	6	110	1400	490	24F-0002-WS34S
PCB-203	52663-76-0	ng/kg	6	6	390	5400	1800	24F-0002-WS34S
PCB-204	74472-52-9	ng/kg	6	0				-
PCB-205	74472-53-0	ng/kg	6	5	23	350	120	24F-0002-WS34S
PCB-206	40186-72-9	ng/kg	6	6	220	3100	1100	24F-0002-WS34S
PCB-207	52663-79-3	ng/kg	6	5	21	270	110	24F-0002-WS34S
PCB-208	52663-77-1	ng/kg	6	6	92	1100	400	24F-0002-WS34S
PCB-209	2051-24-3	ng/kg	6	6	120	1200	470	24F-0002-WS34S
Total PCB TEQ (Bird)	RA-TEQ-B-PCB	ng/kg	6	6	56.79201	545.5531	164.0416	24F-0002-WS34S
Total PCB TEQ (Fish)	RA-TEQ-F-PCB	ng/kg	6	6	0.282505	3.42455	1.02614	24F-0002-WS34S
Total PCB TEQ (Mammal)	RA-TEQ-M-PCB	ng/kg	6	6	1.04503	31.6293	9.0753	24F-0002-WS34S
Total Decachlorobiphenyls	RA_Total_DECPCB	ng/kg	6	6	120	1200	470	24F-0002-WS34S
Total Dichlorobiphenyls	RA_Total_DIPCB	ng/kg	6	6	9710	84980	37399	24F-0002-WS34S
Total Heptachlorobiphenyls	RA_Total_HEPPCB	ng/kg	6	6	8984.3	129139	41127.8	24F-0002-WS34S
Total Hexachlorobiphenyls	RA_Total_HEXPCB	ng/kg	6	6	48756.1	578441	195814	24F-0002-WS34S
Total Monochlorobiphenyls	RA_Total_MONPCB	ng/kg	6	6	1000	12120	6505	24F-0002-WS40S
Total Nonachlorobiphenyls	RA_Total_NONPCB	ng/kg	6	6	333	4470	1540	24F-0002-WS34S
Total Octachlorobiphenyls	RA_Total_OCTPCB	ng/kg	6	6	1913	29170	9357	24F-0002-WS34S
Total PCB Congeners	RA_Tot_PCB_Cong	ng/kg	6	6	432001	4168490	1355810	24F-0002-WS34S
Total Pentachlorobiphenyls	RA_Total_PENPCB	ng/kg	6	6	75793	866660	279342	24F-0002-WS34S
Total Tetrachlorobiphenyls	RA_Total_TETPCB	ng/kg	6	6	172776	1738880	542963	24F-0002-WS34S
Total Trichlorobiphenyls	RA_Total_TRICPB	ng/kg	6	6	96030	724300	241280	24F-0002-WS34S

Table 41
Phase 2 White Sucker Fillet Tissue Analytical Results Statistics
Phase 2 Data Evaluation Summary Memorandum
Lower Neponset River
Boston and Milton, Massachusetts

Analyte	CAS Number	Units	Number of Samples	Number of Detections	Min. Detected Value	Max Detected Value	Avg. Detected Values	Location of Max. Detection
TCL Pesticides								
ALDRIN	309-00-2	ug/kg	6	0				-
ALPHA BHC (ALPHA HEXACHLOROCYCLOHEXANE)	319-84-6	ug/kg	6	0				-
ALPHA ENDOSULFAN (ENDOSULFAN I)	959-98-8	ug/kg	6	0				-
BETA BHC (BETA HEXACHLOROCYCLOHEXANE)	319-85-7	ug/kg	6	0				-
BETA ENDOSULFAN (ENDOSULFAN II)	33213-65-9	ug/kg	6	0				-
cis-Chlordane (alpha-Chlordane)	5103-71-9	ug/kg	6	6	6.1	28	12	24F-0002-WS34S
DELTA BHC (DELTA HEXACHLOROCYCLOHEXANE)	319-86-8	ug/kg	6	0				-
DIELDRIN	60-57-1	ug/kg	6	6	0.55	3.2	1.2	24F-0002-WS34S
ENDOSULFAN SULFATE	1031-07-8	ug/kg	6	0				-
ENDRIN	72-20-8	ug/kg	6	0				-
ENDRIN ALDEHYDE	7421-93-4	ug/kg	6	0				-
ENDRIN KETONE	53494-70-5	ug/kg	6	0				-
GAMMA BHC (LINDANE)	58-89-9	ug/kg	6	0				-
HEPTACHLOR	76-44-8	ug/kg	6	0				-
HEPTACHLOR EPOXIDE	1024-57-3	ug/kg	6	6	0.21	1.9	0.6	24F-0002-WS34S
METHOXYCHLOR	72-43-5	ug/kg	6	0				-
P,P'-DDD (4,4'-DDD)	72-54-8	ug/kg	6	6	11	65	26	24F-0002-WS34S
P,P'-DDE (4,4'-DDE)	72-55-9	ug/kg	6	6	19	86	44	24F-0002-WS34S
P,P'-DDT (4,4'-DDT)	50-29-3	ug/kg	6	6	1	9.3	4	24F-0002-WS40S
Trans-Chlordane (Gamma-Chlordane)	5103-74-2	ug/kg	6	6	2.5	19	6.5	24F-0002-WS34S
TAL Metals								
Aluminum	7429-90-5	mg/kg	6	0				-
Antimony	7440-36-0	mg/kg	6	0				-
Arsenic	7440-38-2	mg/kg	6	0				-
Barium	7440-39-3	mg/kg	6	0				-
Beryllium	7440-41-7	mg/kg	6	0				-
Cadmium	7440-43-9	mg/kg	6	0				-
Calcium	7440-70-2	mg/kg	6	1	503	503	503	24F-0002-WS33S
Chromium, Total	7440-47-3	mg/kg	6	0				-
Cobalt	7440-48-4	mg/kg	6	0				-
Copper	7440-50-8	mg/kg	6	0				-
Iron	7439-89-6	mg/kg	6	0				-
Lead	7439-92-1	mg/kg	6	0				-
Magnesium	7439-95-4	mg/kg	6	0				-
Manganese	7439-96-5	mg/kg	6	0				-
Mercury	7439-97-6	ng/g	6	6	309	640	474	24F-0002-WS40S
METHYL MERCURY	22967-92-6	ng/g	6	6	319	687	481	24F-0002-WS40S
Nickel	7440-02-0	mg/kg	6	0				-
Potassium	7440-09-7	mg/kg	6	6	3040	3590	3300	24F-0002-WS33S
Selenium	7782-49-2	mg/kg	6	0				-
Silver	7440-22-4	mg/kg	6	0				-
Sodium	7440-23-5	mg/kg	6	0				-

Table 41
Phase 2 White Sucker Fillet Tissue Analytical Results Statistics
Phase 2 Data Evaluation Summary Memorandum
Lower Neponset River
Boston and Milton, Massachusetts

Analyte	CAS Number	Units	Number of Samples	Number of Detections	Min. Detected Value	Max Detected Value	Avg. Detected Values	Location of Max. Detection
Thallium	7440-28-0	mg/kg	6	0				-
Vanadium	7440-62-2	mg/kg	6	0				-
Zinc	7440-66-6	mg/kg	6	6	7.4	13.2	9.57	24F-0002-WS40S

Notes:
(a) The number of samples shown and the calculation of summary statistics treated the parent and field duplicate as individual samples.

Sums and TEQ:
(a) The homolog groups sums for PCBs and PCDD/Fs were calculated by summing the detected congeners in each group; if no congeners in a group were detected, the maximum reporting detection limit for any individual congener in that homolog group was used.
(b) The concentration of total PCB congeners was calculated as the sum of detected congeners in each sample.
(c) PCDD/F TEQ and PCB Toxic Equivalency (TEQ) values were calculated by summing the detected compounds in each group that have been multiplied by their specific Toxic Equivalency Factors (TEFs); see Table 51 for more details. For any sample that did not have any detected compounds, the resulting TEQ is shown as a zero.
(d) For coelution of dioxin-like (DL) and non-DL congeners, TEF is applied to the full reported concentration.
(e) Calculated total values are inclusive of Estimated Maximum Possible Concentration (EMPC) results.

Analytes:
PCB - polychlorinated biphenyl
PCDD/F - polychlorinated dibenzodioxins/furans
TAL - target analyte list
TCL - target compound list

Units:
% - percent
ng/g - nanograms per gram
ng/kg - nanograms per kilogram
mg/kg - miligrams per kilogram
ug/kg - micrograms per kilogram

Table 42
Phase 2 White Sucker Whole Body Tissue Analytical Results Statistics
Phase 2 Data Evaluation Summary Memorandum
Lower Neponset River
Boston and Milton, Massachusetts

Analyte	CAS Number	Units	Number of Samples (a)	Number of Detections	Min. Detected Value	Max Detected Value	Avg. Detected Values	Location of Max. Detection
PCDD/F								
1,2,3,4,6,7,8-HEPTACHLORODIBENZOFURAN	67562-39-4	ng/kg	6	6	1.4	11	5.6	24F-0002-WS35S
1,2,3,4,6,7,8-HEPTACHLORODIBENZO-P-DIOXIN	35822-46-9	ng/kg	6	6	2	6.2	4.1	24F-0002-WS40S
1,2,3,4,7,8,9-HEPTACHLORODIBENZOFURAN	55673-89-7	ng/kg	6	0				-
1,2,3,4,7,8-HEXACHLORODIBENZOFURAN	70648-26-9	ng/kg	6	6	0.9	2.1	1.4	24F-0002-WS35S
1,2,3,4,7,8-HEXACHLORODIBENZO-P-DIOXIN	39227-28-6	ng/kg	6	6	0.9	4.4	2.3	24F-0002-WS34S
1,2,3,6,7,8-HEXACHLORODIBENZOFURAN	57117-44-9	ng/kg	6	4	1.4	3.1	1.9	24F-0002-WS35S
1,2,3,6,7,8-HEXACHLORODIBENZO-P-DIOXIN	57653-85-7	ng/kg	6	6	1.3	3.9	2.3	24F-0002-WS40S
1,2,3,7,8,9-HEXACHLORODIBENZOFURAN	72918-21-9	ng/kg	6	0				-
1,2,3,7,8,9-HEXACHLORODIBENZO-P-DIOXIN	19408-74-3	ng/kg	6	0				-
1,2,3,7,8-PENTACHLORODIBENZOFURAN	57117-41-6	ng/kg	6	4	5.2	8.3	6.7	24F-0002-WS40S
1,2,3,7,8-PENTACHLORODIBENZO-P-DIOXIN	40321-76-4	ng/kg	6	6	1.7	6.6	3.8	24F-0002-WS34S
2,3,4,6,7,8-HEXACHLORODIBENZOFURAN	60851-34-5	ng/kg	6	0				-
2,3,4,7,8-PENTACHLORODIBENZOFURAN	57117-31-4	ng/kg	6	6	1	4.1	2.2	24F-0002-WS40S
2,3,7,8-TETRACHLORODIBENZOFURAN	51207-31-9	ng/kg	6	6	4.4	12	7.6	24F-0002-WS34S
2,3,7,8-TETRACHLORODIBENZO-P-DIOXIN	1746-01-6	ng/kg	6	6	0.46	1.2	0.77	24F-0002-WS40S
Heptachlorodibenzofurans	38998-75-3	ng/kg	6	6	1.4	16	8.1	24F-0002-WS35S
Heptachlorodibenzo-P-Dioxins	37871-00-4	ng/kg	6	6	3.5	100	32	24F-0002-WS40S
HEXACHLORODIBENZOFURAN	55684-94-1	ng/kg	6	6	4.7	28	14	24F-0002-WS35S
HEXACHLORODIBENZO-P-DIOXIN	34465-46-8	ng/kg	6	6	4.5	37	18	24F-0002-WS34S
OCTACHLORODIBENZOFURAN	39001-02-0	ng/kg	6	0				-
OCTACHLORODIBENZO-P-DIOXIN	3268-87-9	ng/kg	6	6	2.3	13	8.2	24F-0002-WS34S
PENTACHLORO DIBENZOFURAN	30402-15-4	ng/kg	6	6	13	99	44	24F-0002-WS34S
PENTACHLORODIBENZO-P-DIOXIN	36088-22-9	ng/kg	6	6	2.8	17	7.8	24F-0002-WS34S
Tetrachlorodibenzofuran	55722-27-5	ng/kg	6	6	58	440	220	24F-0002-WS34S
TETRACHLORODIBENZO-P-DIOXIN	41903-57-5	ng/kg	6	6	0.46	3.2	1.2	24F-0002-WS34S
Total PCDD/F TEQ (Bird)	RA-TEQ-B-DF	ng/kg	6	6	7.73852	23.4116	15.3024	24F-0002-WS34S
Total PCDD/F TEQ (Fish)	RA-TEQ-F-DF	ng/kg	6	6	3.46352	12.4416	7.738232	24F-0002-WS34S
Total PCDD/F TEQ (Mammal)	RA-TEQ-M-DF	ng/kg	6	6	3.25956	10.9189	6.92861	24F-0002-WS34S
Percent Moisture								
MOISTURE, PERCENT	MOIST	%	6	6	66.85	76.91	73.82	24F-0002-WS35S
Percent Lipids								
PERCENT LIPIDS	LIPIDPERCENT	%	6	6	1.69	7.24	3.96	24F-0002-WS34S
PCB Congeners								
PCB-001	2051-60-7	ng/kg	6	6	6000	55000	22000	24F-0002-WS40S
PCB-002	2051-61-8	ng/kg	6	1	67	67	67	24F-0002-WS34S
PCB-003	2051-62-9	ng/kg	6	6	100	560	320	24F-0002-WS34S
PCB-004	13029-08-8	ng/kg	6	6	21000	120000	58000	24F-0002-WS40S
PCB-005	16605-91-7	ng/kg	6	0				-
PCB-006	25569-80-6	ng/kg	6	6	3700	16000	8500	24F-0002-WS34S
PCB-007	33284-50-3	ng/kg	6	5	160	810	450	24F-0002-WS34S
PCB-008	34883-43-7	ng/kg	6	6	8900	42000	24000	24F-0002-WS34S
PCB-009	34883-39-1	ng/kg	6	6	380	1800	1000	24F-0002-WS34S
PCB-010	33146-45-1	ng/kg	6	6	4400	27000	13000	24F-0002-WS40S

Table 42
Phase 2 White Sucker Whole Body Tissue Analytical Results Statistics
Phase 2 Data Evaluation Summary Memorandum
Lower Neponset River
Boston and Milton, Massachusetts

Analyte	CAS Number	Units	Number of Samples (a)	Number of Detections	Min. Detected Value	Max Detected Value	Avg. Detected Values	Location of Max. Detection
PCB-011	2050-67-1	ng/kg	6	2	61	110	86	24F-0002-WS35S
PCB-012/013	PCB-12/13	ng/kg	6	5	200	530	320	24F-0002-WS40S
PCB-014	34883-41-5	ng/kg	6	0				-
PCB-015	2050-68-2	ng/kg	6	6	2000	14000	5300	24F-0002-WS34S
PCB-016	38444-78-9	ng/kg	6	6	2600	15000	6600	24F-0002-WS34S
PCB-017	37680-66-3	ng/kg	6	6	22000	130000	61000	24F-0002-WS34S
PCB-018/030	PCB-18/30	ng/kg	6	6	9200	49000	22000	24F-0002-WS34S
PCB-019	38444-73-4	ng/kg	6	6	16000	81000	45000	24F-0002-WS34S 24F-0002-WS40S
PCB-020/028	PCB-20/28	ng/kg	6	6	64000	410000	190000	24F-0002-WS34S
PCB-021/033	PCB-21/33	ng/kg	6	6	480	22000	9400	24F-0002-WS34S
PCB-022	38444-85-8	ng/kg	6	6	8600	57000	24000	24F-0002-WS34S
PCB-023	55720-44-0	ng/kg	6	2	120	340	230	24F-0002-WS34S
PCB-024	55702-45-9	ng/kg	6	0				-
PCB-025	55712-37-3	ng/kg	6	6	13000	72000	30000	24F-0002-WS34S
PCB-026/029	PCB-26/29	ng/kg	6	6	25000	140000	59000	24F-0002-WS34S
PCB-027	38444-76-7	ng/kg	6	6	13000	72000	37000	24F-0002-WS34S
PCB-031	16606-02-3	ng/kg	6	6	43000	250000	110000	24F-0002-WS34S
PCB-032	38444-77-8	ng/kg	6	6	31000	180000	89000	24F-0002-WS34S
PCB-034	37680-68-5	ng/kg	6	6	990	6200	3000	24F-0002-WS34S
PCB-035	37680-69-6	ng/kg	6	0				-
PCB-036	38444-87-0	ng/kg	6	0				-
PCB-037	38444-90-5	ng/kg	6	6	2200	13000	4900	24F-0002-WS34S
PCB-038	53555-66-1	ng/kg	6	0				-
PCB-039	38444-88-1	ng/kg	6	0				-
PCB-040/071	PCB-40/71	ng/kg	6	6	26000	240000	100000	24F-0002-WS34S
PCB-041	52663-59-9	ng/kg	6	6	960	13000	4800	24F-0002-WS34S
PCB-042	36559-22-5	ng/kg	6	6	17000	140000	61000	24F-0002-WS34S
PCB-043	70362-46-8	ng/kg	6	6	2500	19000	7700	24F-0002-WS34S
PCB-044/047/065	PCB-44/47/65	ng/kg	6	6	99000	760000	350000	24F-0002-WS34S
PCB-045/051	PCB-45/51	ng/kg	6	6	13000	97000	45000	24F-0002-WS34S
PCB-046	41464-47-5	ng/kg	6	6	2700	19000	8300	24F-0002-WS34S
PCB-048	70362-47-9	ng/kg	6	6	3700	29000	12000	24F-0002-WS34S
PCB-049/069	PCB-49/69	ng/kg	6	6	77000	590000	260000	24F-0002-WS34S
PCB-050/053	PCB-50/53	ng/kg	6	6	18000	130000	57000	24F-0002-WS34S
PCB-052	35693-99-3	ng/kg	6	6	29000	160000	68000	24F-0002-WS34S
PCB-054	15968-05-5	ng/kg	6	6	510	3400	1600	24F-0002-WS34S
PCB-055	74338-24-2	ng/kg	6	0				-
PCB-056	41464-43-1	ng/kg	6	6	11000	89000	35000	24F-0002-WS34S
PCB-057	70424-67-8	ng/kg	6	6	1200	8900	3600	24F-0002-WS34S
PCB-058	41464-49-7	ng/kg	6	6	250	1100	540	24F-0002-WS40S
PCB-059/062/075	PCB-59/62/75	ng/kg	6	6	7100	61000	26000	24F-0002-WS34S
PCB-060	33025-41-1	ng/kg	6	6	5800	37000	17000	24F-0002-WS34S
PCB-061/070/074/076	PCB-61/70/74/76	ng/kg	6	6	63000	500000	210000	24F-0002-WS34S

Table 42
Phase 2 White Sucker Whole Body Tissue Analytical Results Statistics
Phase 2 Data Evaluation Summary Memorandum
Lower Neponset River
Boston and Milton, Massachusetts

Analyte	CAS Number	Units	Number of Samples (a)	Number of Detections	Min. Detected Value	Max Detected Value	Avg. Detected Values	Location of Max. Detection
PCB-063	74472-34-7	ng/kg	6	6	6200	48000	21000	24F-0002-WS34S
PCB-064	52663-58-8	ng/kg	6	6	27000	240000	98000	24F-0002-WS34S
PCB-066	32598-10-0	ng/kg	6	6	48000	360000	160000	24F-0002-WS34S
PCB-067	73575-53-8	ng/kg	6	6	860	6400	2200	24F-0002-WS34S
PCB-068	73575-52-7	ng/kg	6	6	2500	18000	8400	24F-0002-WS34S
PCB-072	41464-42-0	ng/kg	6	6	2800	20000	9600	24F-0002-WS34S
PCB-073	74338-23-1	ng/kg	6	6	290	9700	4300	24F-0002-WS34S
PCB-077	32598-13-3	ng/kg	6	6	2800	20000	8400	24F-0002-WS34S
PCB-078	70362-49-1	ng/kg	6	0				-
PCB-079	41464-48-6	ng/kg	6	6	52	3500	1200	24F-0002-WS34S
PCB-080	33284-52-5	ng/kg	6	0				-
PCB-081	70362-50-4	ng/kg	6	6	100	700	320	24F-0002-WS34S
PCB-082	52663-62-4	ng/kg	6	6	4900	42000	17000	24F-0002-WS34S
PCB-083	60145-20-2	ng/kg	6	5	4400	29000	14000	24F-0002-WS34S
PCB-084	52663-60-2	ng/kg	6	6	9000	71000	30000	24F-0002-WS34S
PCB-085/116/117	PCB-85/116/117	ng/kg	6	6	13000	110000	47000	24F-0002-WS34S
PCB-086/087/097/109/119/125	PCB-86+	ng/kg	6	6	30000	240000	98000	24F-0002-WS34S
PCB-088/091	PCB-88/91	ng/kg	6	6	13000	120000	51000	24F-0002-WS34S
PCB-089	73575-57-2	ng/kg	6	6	700	7800	2800	24F-0002-WS34S
PCB-090/101/113	PCB-90/101/113	ng/kg	6	6	44000	310000	140000	24F-0002-WS34S
PCB-092	52663-61-3	ng/kg	6	6	13000	89000	39000	24F-0002-WS34S
PCB-093/100	PCB-93/100	ng/kg	6	6	2300	18000	7700	24F-0002-WS34S
PCB-094	73575-55-0	ng/kg	6	6	900	7300	3100	24F-0002-WS34S
PCB-095	38379-99-6	ng/kg	6	6	27000	230000	94000	24F-0002-WS34S
PCB-096	73575-54-9	ng/kg	6	6	470	4400	1800	24F-0002-WS34S
PCB-098/102	PCB-98/102	ng/kg	6	6	2800	27000	11000	24F-0002-WS34S
PCB-099	38380-01-7	ng/kg	6	6	32000	250000	110000	24F-0002-WS34S
PCB-103	60145-21-3	ng/kg	6	6	1300	9600	4300	24F-0002-WS34S
PCB-104	56558-16-8	ng/kg	6	5	6.8	290	140	24F-0002-WS34S
PCB-105	32598-14-4	ng/kg	6	6	12000	89000	41000	24F-0002-WS34S
PCB-106	70424-69-0	ng/kg	6	0				-
PCB-107	70424-68-9	ng/kg	6	6	3300	27000	12000	24F-0002-WS34S
PCB-108/124	PCB-108/124	ng/kg	6	6	1500	12000	5100	24F-0002-WS34S
PCB-110/115	PCB-110/115	ng/kg	6	6	59000	490000	210000	24F-0002-WS34S
PCB-111	39635-32-0	ng/kg	6	6	130	810	380	24F-0002-WS34S
PCB-112	74472-36-9	ng/kg	6	0				-
PCB-114	74472-37-0	ng/kg	6	6	910	7800	3300	24F-0002-WS34S
PCB-118	31508-00-6	ng/kg	6	6	38000	300000	140000	24F-0002-WS34S
PCB-120	68194-12-7	ng/kg	6	6	290	2200	1000	24F-0002-WS34S
PCB-121	56558-18-0	ng/kg	6	5	8	320	170	24F-0002-WS40S
PCB-122	76842-07-4	ng/kg	6	6	72	3900	1300	24F-0002-WS34S
PCB-123	65510-44-3	ng/kg	6	6	860	7200	3200	24F-0002-WS34S
PCB-126	57465-28-8	ng/kg	6	5	10	510	240	24F-0002-WS34S
PCB-127	39635-33-1	ng/kg	6	0				-

Table 42
Phase 2 White Sucker Whole Body Tissue Analytical Results Statistics
Phase 2 Data Evaluation Summary Memorandum
Lower Neponset River
Boston and Milton, Massachusetts

Analyte	CAS Number	Units	Number of Samples (a)	Number of Detections	Min. Detected Value	Max Detected Value	Avg. Detected Values	Location of Max. Detection
PCB-128/166	PCB-128/166	ng/kg	6	6	4800	35000	17000	24F-0002-WS34S
PCB-129/138/163	PCB-129/138/163	ng/kg	6	6	39000	310000	150000	24F-0002-WS34S
PCB-130	52663-66-8	ng/kg	6	6	2400	19000	8900	24F-0002-WS34S
PCB-131	61798-70-7	ng/kg	6	6	380	3000	1400	24F-0002-WS34S
PCB-132	38380-05-1	ng/kg	6	6	9700	70000	34000	24F-0002-WS34S
PCB-133	35694-04-3	ng/kg	6	6	900	7000	3300	24F-0002-WS34S
PCB-134	52704-70-8	ng/kg	6	6	1900	15000	6600	24F-0002-WS34S
PCB-135/151	PCB-135/151	ng/kg	6	6	8900	89000	37000	24F-0002-WS34S
PCB-136	38411-22-2	ng/kg	6	6	2300	19000	8100	24F-0002-WS34S
PCB-137	35694-06-5	ng/kg	6	6	1900	15000	7100	24F-0002-WS34S
PCB-139/140	PCB-139/140	ng/kg	6	6	760	6000	2800	24F-0002-WS34S
PCB-141	52712-04-6	ng/kg	6	6	3100	23000	10000	24F-0002-WS34S
PCB-142	41411-61-4	ng/kg	6	0				-
PCB-143	68194-15-0	ng/kg	6	0				-
PCB-144	68194-14-9	ng/kg	6	6	970	7600	3500	24F-0002-WS34S
PCB-145	74472-40-5	ng/kg	6	6	1.5	45	23	24F-0002-WS40S
PCB-146	51908-16-8	ng/kg	6	6	5900	50000	23000	24F-0002-WS34S
PCB-147/149	PCB-147/149	ng/kg	6	6	24000	220000	99000	24F-0002-WS34S
PCB-148	74472-41-6	ng/kg	6	6	130	890	440	24F-0002-WS34S
PCB-150	68194-08-1	ng/kg	6	6	82	610	290	24F-0002-WS34S
PCB-152	68194-09-2	ng/kg	6	6	68	530	230	24F-0002-WS34S
PCB-153/168	PCB-153/168	ng/kg	6	6	30000	230000	110000	24F-0002-WS34S
PCB-154	60145-22-4	ng/kg	6	6	690	5300	2400	24F-0002-WS34S
PCB-155	33979-03-2	ng/kg	6	5	1.3	51	28	24F-0002-WS40S
PCB-156/157	PCB-156/157	ng/kg	6	6	3400	26000	13000	24F-0002-WS34S
PCB-158	74472-42-7	ng/kg	6	6	3000	23000	11000	24F-0002-WS34S
PCB-159	39635-35-3	ng/kg	6	0				-
PCB-160	41411-62-5	ng/kg	6	0				-
PCB-161	74472-43-8	ng/kg	6	0				-
PCB-162	39635-34-2	ng/kg	6	2	140	410	280	24F-0002-WS39S
PCB-164	74472-45-0	ng/kg	6	6	1700	14000	6600	24F-0002-WS34S
PCB-165	74472-46-1	ng/kg	6	6	8.8	720	290	24F-0002-WS34S
PCB-167	52663-72-6	ng/kg	6	6	1500	11000	5300	24F-0002-WS34S
PCB-169	32774-16-6	ng/kg	6	0				-
PCB-170	35065-30-6	ng/kg	6	6	3200	32000	14000	24F-0002-WS34S
PCB-171/173	PCB-171/173	ng/kg	6	6	1000	9600	4200	24F-0002-WS34S
PCB-172	52663-74-8	ng/kg	6	6	640	6200	2700	24F-0002-WS34S
PCB-174	38411-25-5	ng/kg	6	6	2500	22000	9800	24F-0002-WS34S
PCB-175	40186-70-7	ng/kg	6	6	140	1200	540	24F-0002-WS34S
PCB-176	52663-65-7	ng/kg	6	6	360	3200	1400	24F-0002-WS34S
PCB-177	52663-70-4	ng/kg	6	6	2200	21000	9300	24F-0002-WS34S
PCB-178	52663-67-9	ng/kg	6	6	960	8800	4000	24F-0002-WS34S
PCB-179	52663-64-6	ng/kg	6	6	1100	9700	4300	24F-0002-WS34S
PCB-180/193	PCB-180/193	ng/kg	6	6	7600	68000	30000	24F-0002-WS34S

Table 42
Phase 2 White Sucker Whole Body Tissue Analytical Results Statistics
Phase 2 Data Evaluation Summary Memorandum
Lower Neponset River
Boston and Milton, Massachusetts

Analyte	CAS Number	Units	Number of Samples (a)	Number of Detections	Min. Detected Value	Max Detected Value	Avg. Detected Values	Location of Max. Detection
PCB-181	74472-47-2	ng/kg	6	6	76	580	280	24F-0002-WS34S
PCB-182	60145-23-5	ng/kg	6	6	48	330	160	24F-0002-WS34S
PCB-183/185	PCB-183/185	ng/kg	6	6	2600	23000	10000	24F-0002-WS34S
PCB-184	74472-48-3	ng/kg	6	2	39	48	44	24F-0002-WS34S
PCB-186	74472-49-4	ng/kg	6	1	10	10	10	24F-0002-WS40S
PCB-187	52663-68-0	ng/kg	6	6	6400	96000	39000	24F-0002-WS34S
PCB-188	74487-85-7	ng/kg	6	6	23	140	71	24F-0002-WS34S
PCB-189	39635-31-9	ng/kg	6	6	170	1600	680	24F-0002-WS34S
PCB-190	41411-64-7	ng/kg	6	6	840	7400	3400	24F-0002-WS34S
PCB-191	74472-50-7	ng/kg	6	6	120	1100	490	24F-0002-WS34S
PCB-192	74472-51-8	ng/kg	6	0				-
PCB-194	35694-08-7	ng/kg	6	6	1500	16000	6600	24F-0002-WS34S
PCB-195	52663-78-2	ng/kg	6	6	580	5900	2500	24F-0002-WS34S
PCB-196	42740-50-1	ng/kg	6	6	620	5900	2500	24F-0002-WS34S
PCB-197/200	PCB-197/200	ng/kg	6	6	200	1700	780	24F-0002-WS34S
PCB-198/199	PCB-198/199	ng/kg	6	6	1900	22000	9400	24F-0002-WS34S
PCB-201	40186-71-8	ng/kg	6	6	180	1400	670	24F-0002-WS34S
PCB-202	2136-99-4	ng/kg	6	6	390	3200	1500	24F-0002-WS34S
PCB-203	52663-76-0	ng/kg	6	6	1400	12000	5500	24F-0002-WS34S
PCB-204	74472-52-9	ng/kg	6	0				-
PCB-205	74472-53-0	ng/kg	6	6	81	780	330	24F-0002-WS34S
PCB-206	40186-72-9	ng/kg	6	6	810	7100	3300	24F-0002-WS34S
PCB-207	52663-79-3	ng/kg	6	6	80	620	300	24F-0002-WS34S
PCB-208	52663-77-1	ng/kg	6	6	340	2500	1300	24F-0002-WS34S
PCB-209	2051-24-3	ng/kg	6	6	410	2800	1500	24F-0002-WS34S
PCB-TEQ (Bird)	RA-TEQ-B-PCB	ng/kg	6	6	153.0363	1136.478	477.8214	24F-0002-WS34S
PCB-TEQ (Fish)	RA-TEQ-F-PCB	ng/kg	6	6	0.6642	7.113	3.01964	24F-0002-WS34S
PCB-TEQ (Mammal)	RA-TEQ-M-PCB	ng/kg	6	6	3.0152	66.488	27.0615	24F-0002-WS34S
Total Decachlorobiphenyls	RA_Total_DECPCB	ng/kg	6	6	410	2800	1500	24F-0002-WS34S
Total Dichlorobiphenyls	RA_Total_DIPCB	ng/kg	6	6	41000	210000	110000	24F-0002-WS40S
Total Heptachlorobiphenyls	RA_Total_HEPPCB	ng/kg	6	6	27000	290000	120000	24F-0002-WS34S
Total Hexachlorobiphenyls	RA_Total_HEXPCB	ng/kg	6	6	150000	1200000	560000	24F-0002-WS34S
Total Monochlorobiphenyls	RA_Total_MONPCB	ng/kg	6	6	6100	55000	22000	24F-0002-WS40S
Total Nonachlorobiphenyls	RA_Total_NONPCB	ng/kg	6	6	1200	10000	4800	24F-0002-WS34S

Table 42
Phase 2 White Sucker Whole Body Tissue Analytical Results Statistics
Phase 2 Data Evaluation Summary Memorandum
Lower Neponset River
Boston and Milton, Massachusetts

Analyte	CAS Number	Units	Number of Samples (a)	Number of Detections	Min. Detected Value	Max Detected Value	Avg. Detected Values	Location of Max. Detection
Total Octachlorobiphenyls	RA_Total_OCTPCB	ng/kg	6	6	6600	66000	29000	24F-0002-WS34S
Total PCB Congeners	RA_Tot_PCB_Cong	ng/kg	6	6	1200000	8600000	3900000	24F-0002-WS34S
TOTAL PENTACHLOROBIPHENYLS	RA_Total_PENPCB	ng/kg	6	6	220000	1800000	780000	24F-0002-WS34S
Total Tetrachlorobiphenyl	RA_Total_TETPCB	ng/kg	6	6	460000	3500000	1500000	24F-0002-WS34S
Total Trichlorobiphenyl	RA_Total_TRICPB	ng/kg	6	6	250000	1500000	690000	24F-0002-WS34S
TCL Pesticides								
ALDRIN	309-00-2	ug/kg	6	0				-
ALPHA BHC (ALPHA HEXACHLOROCYCLOHEXANE)	319-84-6	ug/kg	6	0				-
ALPHA ENDOSULFAN (ENDOSULFAN I)	959-98-8	ug/kg	6	0				-
BETA BHC (BETA HEXACHLOROCYCLOHEXANE)	319-85-7	ug/kg	6	0				-
BETA ENDOSULFAN (ENDOSULFAN II)	33213-65-9	ug/kg	6	0				-
cis-Chlordane (alpha-Chlordane)	5103-71-9	ug/kg	6	6	13	51	26	24F-0002-WS34S
DELTA BHC (DELTA HEXACHLOROCYCLOHEXANE)	319-86-8	ug/kg	6	0				-
DIELDRIN	60-57-1	ug/kg	6	6	1.4	4.6	2.7	24F-0002-WS34S
ENDOSULFAN SULFATE	1031-07-8	ug/kg	6	0				-
ENDRIN	72-20-8	ug/kg	6	0				-
ENDRIN ALDEHYDE	7421-93-4	ug/kg	6	0				-
ENDRIN KETONE	53494-70-5	ug/kg	6	0				-
GAMMA BHC (LINDANE)	58-89-9	ug/kg	6	0				-
HEPTACHLOR	76-44-8	ug/kg	6	0				-
HEPTACHLOR EPOXIDE	1024-57-3	ug/kg	6	6	0.61	2.8	1.3	24F-0002-WS34S
METHOXYCHLOR	72-43-5	ug/kg	6	0				-
P,P'-DDD (4,4'-DDD)	72-54-8	ug/kg	6	6	31	100	62	24F-0002-WS40S
P,P'-DDE (4,4'-DDE)	72-55-9	ug/kg	6	6	60	190	120	24F-0002-WS40S
P,P'-DDT (4,4'-DDT)	50-29-3	ug/kg	6	6	1.8	19	7.3	24F-0002-WS40S
Trans-Chlordane (Gamma-Chlordane)	5103-74-2	ug/kg	6	6	6.5	29	13	24F-0002-WS34S

Table 42
Phase 2 White Sucker Whole Body Tissue Analytical Results Statistics
Phase 2 Data Evaluation Summary Memorandum
Lower Neponset River
Boston and Milton, Massachusetts

Analyte	CAS Number	Units	Number of Samples (a)	Number of Detections	Min. Detected Value	Max Detected Value	Avg. Detected Values	Location of Max. Detection
TAL Metals								
Aluminum	7429-90-5	mg/kg	6	0				-
Antimony	7440-36-0	mg/kg	6	0				-
Arsenic	7440-38-2	mg/kg	6	0				-
Barium	7440-39-3	mg/kg	6	0				-
Beryllium	7440-41-7	mg/kg	6	0				-
Cadmium	7440-43-9	mg/kg	6	0				-
Calcium	7440-70-2	mg/kg	6	6	6140	11400	8900	24F-0002-WS35S
Chromium, Total	7440-47-3	mg/kg	6	1	1.03	1.03	1.03	24F-0002-WS34S
Cobalt	7440-48-4	mg/kg	6	0				-
Copper	7440-50-8	mg/kg	6	0				-
Iron	7439-89-6	mg/kg	6	3	37.7	75.4	50.4	24F-0002-WS39S
Lead	7439-92-1	mg/kg	6	0				-
Magnesium	7439-95-4	mg/kg	6	0				-
Manganese	7439-96-5	mg/kg	6	6	8.47	25.5	18.4	24F-0002-WS35S
Mercury	7439-97-6	ng/g	6	6	194	380	302	24F-0002-WS35S
METHYL MERCURY	22967-92-6	ng/g	6	6	201	391	299	24F-0002-WS40S
Nickel	7440-02-0	mg/kg	6	0				-
Potassium	7440-09-7	mg/kg	6	6	2350	2790	2600	24F-0002-WS39S
Selenium	7782-49-2	mg/kg	6	0				-
Silver	7440-22-4	mg/kg	6	0				-
Sodium	7440-23-5	mg/kg	6	6	610	845	730	24F-0002-WS34S
Thallium	7440-28-0	mg/kg	6	0				-
Vanadium	7440-62-2	mg/kg	6	0				-
Zinc	7440-66-6	mg/kg	6	6	14.9	24.5	17.9	24F-0002-WS40S

Notes:
(a) The number of samples shown and the calculation of summary statistics treated the parent and field duplicate as individual samples.
(b) PCDD/F TEQ and PCB Toxic Equivalency (TEQ) values were calculated by summing the detected compounds in each group that have been multiplied by their specific Toxic Equivalency Factors (TEFs); see Table 51 for more details.
(c) Whole-body concentrations were calculated by AECOM as detailed in the text.

Analytes:
PCB - polychlorinated biphenyl
PCDD/F - polychlorinated dibenzodioxins/furans
TAL - target analyte list
TCL - target compound list

Units:
ng/g - nanograms per gram
ng/kg - nanograms per kilogram
mg/kg - miligrams per kilogram
ug/kg - micrograms per kilogram

Table 43
Phase 1 Brown Bullhead Fillet Tissue Counts Above Human Health
PAL Phase 2 Data Evaluation Summary Memorandum
Lower Neponset River
Boston and Milton, Massachusetts

Analyte	CAS Number	Human Health PAL	Units	Number of Samples	Number of Detections	Min. Detected Value	Max Detected Value	Avg. Detected Values	# of HH Exceedances	Location of Max. Detection
PCDD/F										
Total PCDD/F TEQ (Bird)	RA-TEQ-B-DF		ng/kg	8	1	0.4815	0.4815	0.4815	0	24F-0001-BB44S
Total PCDD/F TEQ (Fish)	RA-TEQ-F-DF		ng/kg	8	1	0.0255	0.0255	0.0255	0	24F-0001-BB44S
Total PCDD/F TEQ (Mammal)	RA-TEQ-M-DF	0.054	ng/kg	8	1	0.063	0.063	0.063	1	24F-0001-BB44S
PCB Congeners										
Total PCB TEQ (Bird)	RA-TEQ-B-PCB		ng/kg	8	8	0.9592	11.06834	5.507329	0	24F-0001-BB15S
Total PCB TEQ (Fish)	RA-TEQ-F-PCB		ng/kg	8	8	0.044855	0.20767	0.117294	0	24F-0001-BB15S
Total PCB TEQ (Mammal)	RA-TEQ-M-PCB	0.054	ng/kg	8	8	0.23713	2.36732	1.19552	8	24F-0001-BB15S
Total PCB Congeners	RA_Tot_PCB_Cong	3510	ng/kg	8	8	65000.8	317665	185526	8	24F-0001-BB15S
TCL Pesticides										
ALDRIN	309-00-2	0.413	ug/kg	8	0				0	-
ALPHA BHC (ALPHA HEXACHLOROCYCLOHEXANE)	319-84-6	1.11	ug/kg	8	0				0	-
ALPHA ENDOSULFAN (ENDOSULFAN I)	959-98-8	1560	ug/kg	8	0				0	-
BETA BHC (BETA HEXACHLOROCYCLOHEXANE)	319-85-7	3.9	ug/kg	8	0				0	-
BETA ENDOSULFAN (ENDOSULFAN II)	33213-65-9	1560	ug/kg	8	0				0	-
cis-Chlordane (alpha-Chlordane)	5103-71-9	130	ug/kg	8	8	0.19	2.3	0.73	0	24F-0001-BB15S
DELTA BHC (DELTA HEXACHLOROCYCLOHEXANE)	319-86-8	0.0156	ug/kg	8	0				0	-
DIELDRIN	60-57-1	0.439	ug/kg	8	1	0.27	0.27	0.27	0	24F-0001-BB15S
ENDOSULFAN SULFATE	1031-07-8	1560	ug/kg	8	0				0	-
ENDRIN	72-20-8	78.2	ug/kg	8	0				0	-
ENDRIN ALDEHYDE	7421-93-4	78.2	ug/kg	8	0				0	-
ENDRIN KETONE	53494-70-5	78.2	ug/kg	8	0				0	-
GAMMA BHC (LINDANE)	58-89-9	0.209	ug/kg	8	0				0	-
HEPTACHLOR	76-44-8	1.56	ug/kg	8	0				0	-
HEPTACHLOR EPOXIDE	1024-57-3	0.771	ug/kg	8	2	0.12	0.16	0.14	0	24F-0001-BB15S
METHOXYCHLOR	72-43-5	1300	ug/kg	8	0				0	-
P,P'-DDD (4,4'-DDD)	72-54-8	29.2	ug/kg	8	8	0.51	2.7	1.3	0	24F-0001-BB15S 24F-0001-BB30S
P,P'-DDE (4,4'-DDE)	72-55-9	20.6	ug/kg	8	8	1	4.9	2.6	0	24F-0001-BB30S
P,P'-DDT (4,4'-DDT)	50-29-3	20.6	ug/kg	8	0				0	-
Trans-Chlordane (Gamma-Chlordane)	5103-74-2	130	ug/kg	8	6	0.17	1.3	0.5	0	24F-0001-BB15S
TAL Metals										
Aluminum	7429-90-5	261	mg/kg	2	0				0	-
Antimony	7440-36-0	0.104	mg/kg	2	0				0	-
Arsenic	7440-38-2	0.00468	mg/kg	2	0				0	-
Barium	7440-39-3	52.1	mg/kg	2	0				0	-
Beryllium	7440-41-7	0.521	mg/kg	2	0				0	-
Cadmium	7440-43-9	0.0261	mg/kg	2	0				0	-
Calcium	7440-70-2		mg/kg	2	0				0	-
Chromium, Total	7440-47-3	0.0439	mg/kg	2	0				0	-
Cobalt	7440-48-4	0.0782	mg/kg	2	0				0	-
Copper	7440-50-8	10.4	mg/kg	2	0				0	-
Iron	7439-89-6	183	mg/kg	2	0				0	-
Lead	7439-92-1		mg/kg	2	0				0	-
Magnesium	7439-95-4		mg/kg	2	0				0	-
Manganese	7439-96-5	36.5	mg/kg	2	0				0	-
Mercury	7439-97-6	78.2	ng/g	6	6	182	642	405	6	24F-0001-BB13S

Table 43
Phase 1 Brown Bullhead Fillet Tissue Counts Above Human Health
PAL Phase 2 Data Evaluation Summary Memorandum
Lower Neponset River
Boston and Milton, Massachusetts

Analyte	CAS Number	Human Health PAL	Units	Number of Samples	Number of Detections	Min. Detected Value	Max Detected Value	Avg. Detected Values	# of HH Exceedances	Location of Max. Detection
METHYL MERCURY	22967-92-6	26.1	ng/g	6	6	190	666	384	6	24F-0001-BB13S
Nickel	7440-02-0	5.21	mg/kg	2	0				0	-
Potassium	7440-09-7		mg/kg	2	2	2550	2700	2630	0	24F-0001-BB15S
Selenium	7782-49-2	1.3	mg/kg	2	0				0	-
Silver	7440-22-4	1.3	mg/kg	2	0				0	-
Sodium	7440-23-5		mg/kg	2	0				0	-
Thallium	7440-28-0	0.00261	mg/kg	2	0				0	-
Vanadium	7440-62-2	1.31	mg/kg	2	0				0	-
Zinc	7440-66-6	78.2	mg/kg	2	2	5.4	5.7	5.6	0	24F-0001-BB47S

Notes:
(a) The number of samples shown and the calculation of summary statistics treated the parent and field duplicate as individual samples.

Sums and TEQ:
(a) The homolog groups sums for PCBs and PCDD/Fs were calculated by summing the detected congeners in each group; if no congeners in a group were detected, the maximum reporting detection limit for any individual congener in that homolog group was used.
(b) The concentration of total PCB congeners was calculated as the sum of detected congeners in each sample.
(c) PCDD/F TEQ and PCB Toxic Equivalency (TEQ) values were calculated by summing the detected compounds in each group that have been multiplied by their specific Toxic Equivalency Factors (TEFs); see Table 51 for more details. For any sample that did not have any detected compounds, the resulting TEQ is shown as a zero.
(d) For coelution of dioxin-like (DL) and non-DL congeners, TEF is applied to the full reported concentration.
(e) Calculated total values are inclusive of Estimated Maximum Possible Concentration (EMPC) results.

Project Action Limits (PALs):
A blank cell for the PAL indicates no PAL is available.
See Table 51 for additional details.

Analytes:
PCB - polychlorinated biphenyl
PCDD/F - polychlorinated dibenzodioxins/furans
TAL - target analyte list
TCL - target compound list

Units:
% - percent
ng/g - nanograms per gram
ng/kg - nanograms per kilogram
mg/kg - miligrams per kilogram
ug/kg - micrograms per kilogram

Table 44
Phase 1 Brown Bullhead Whole Body Tissue Counts Above Ecological PAL
Phase 2 Data Evaluation Summary Memorandum
Lower Neponset River
Boston and Milton, Massachusetts

Analyte	CAS Number	Ecological PAL (b)	Units	Number of Samples (a)	Number of Detections	Min. Detected Value	Max Detected Value	Avg. Detected Values	Number of Samples Above Ecological PAL	Location of Max. Detection
PCDD/F										
Total PCDD/F TEQ (Bird)	RA-TEQ-B-DF	8	ng/kg	8	8	0.0012	3.87484	1.57364	0	24F-0001-BB30S
Total PCDD/F TEQ (Fish)	RA-TEQ-F-DF	6.4	ng/kg	8	8	0.0012	3.22484	1.02258	0	24F-0001-BB30S
Total PCDD/F TEQ (Mammal)	RA-TEQ-M-DF	0.58	ng/kg	8	8	0.012	3.17632	1.09175	3	24F-0001-BB30S
PCB Congeners										
Total PCB TEQ (Bird)	RA-TEQ-B-PCB	8	ng/kg	8	8	2.1197	60.0266	19.6928	7	24F-0001-BB30S
Total PCB TEQ (Fish)	RA-TEQ-F-PCB	6.4	ng/kg	8	8	0.218	0.7513	0.35475	0	24F-0001-BB30S
Total PCB TEQ (Mammal)	RA-TEQ-M-PCB	0.58	ng/kg	8	8	1.158	3.9578	2.06449	8	24F-0001-BB30S
Total PCB Congeners	RA_Tot_PCB_Cong	35000	ng/kg	8	8	430000	1800000	830000	8	24F-0001-BB30S
TCL Pesticides										
ALDRIN	309-00-2		ug/kg	8	0				0	-
ALPHA BHC (ALPHA HEXACHLOROCYCLOHEXANE)	319-84-6		ug/kg	8	0				0	-
ALPHA ENDOSULFAN (ENDOSULFAN I)	959-98-8		ug/kg	8	0				0	-
BETA BHC (BETA HEXACHLOROCYCLOHEXANE)	319-85-7		ug/kg	8	0				0	-
BETA ENDOSULFAN (ENDOSULFAN II)	33213-65-9		ug/kg	8	0				0	-
cis-Chlordane (alpha-Chlordane)	5103-71-9	60	ug/kg	8	8	3.5	12	6.9	0	24F-0001-BB15S
DELTA BHC (DELTA HEXACHLOROCYCLOHEXANE)	319-86-8		ug/kg	8	0				0	-
DIELDRIN	60-57-1	44	ug/kg	8	6	0.24	2	1.1	0	24F-0001-BB17S
ENDOSULFAN SULFATE	1031-07-8		ug/kg	8	0				0	-
ENDRIN	72-20-8		ug/kg	8	0				0	-
ENDRIN ALDEHYDE	7421-93-4		ug/kg	8	0				0	-
ENDRIN KETONE	53494-70-5		ug/kg	8	0				0	-
GAMMA BHC (LINDANE)	58-89-9		ug/kg	8	0				0	-
HEPTACHLOR	76-44-8		ug/kg	8	0				0	-
HEPTACHLOR EPOXIDE	1024-57-3		ug/kg	8	8	0.15	1.5	0.6	0	24F-0001-BB17S
METHOXYCHLOR	72-43-5		ug/kg	8	0				0	-
P,P'-DDD (4,4'-DDD)	72-54-8	51	ug/kg	8	8	8	26	16	0	24F-0001-BB30S
P,P'-DDE (4,4'-DDE)	72-55-9	51	ug/kg	8	8	7.2	59	37	4	24F-0001-BB30S
P,P'-DDT (4,4'-DDT)	50-29-3	51	ug/kg	8	8	0.45	2.8	1.5	0	24F-0001-BB30S
Trans-Chlordane (Gamma-Chlordane)	5103-74-2	60	ug/kg	8	8	1.8	12	4.6	0	24F-0001-BB15S
TAL Metals										
Aluminum	7429-90-5		mg/kg	8	0				0	-
Antimony	7440-36-0		mg/kg	8	0				0	-
Arsenic	7440-38-2	6.6	mg/kg	8	0				0	-
Barium	7440-39-3		mg/kg	8	0				0	-
Beryllium	7440-41-7		mg/kg	8	0				0	-
Cadmium	7440-43-9	0.15	mg/kg	8	0				0	-
Calcium	7440-70-2		mg/kg	8	8	6070	12700	8690	0	24F-0001-BB44S
Chromium, Total	7440-47-3		mg/kg	8	0				0	-
Cobalt	7440-48-4		mg/kg	8	0				0	-
Copper	7440-50-8		mg/kg	8	0				0	-
Iron	7439-89-6		mg/kg	8	0				0	-
Lead	7439-92-1	0.12	mg/kg	8	0				0	-
Magnesium	7439-95-4		mg/kg	8	0				0	-
Manganese	7439-96-5		mg/kg	8	8	2.2	5.2	3.55	0	24F-0001-BB13S
Mercury	7439-97-6	74	ng/g	8	8	118	397	236	8	24F-0001-BB13S
METHYL MERCURY	22967-92-6	74	ng/g	8	8	116	400	241	8	24F-0001-BB30S

Table 44
Phase 1 Brown Bullhead Whole Body Tissue Counts Above Ecological PAL
Phase 2 Data Evaluation Summary Memorandum
Lower Neponset River
Boston and Milton, Massachusetts

Analyte	CAS Number	Ecological PAL (b)	Units	Number of Samples (a)	Number of Detections	Min. Detected Value	Max Detected Value	Avg. Detected Values	Number of Samples Above Ecological PAL	Location of Max. Detection
Nickel	7440-02-0		mg/kg	8	0				0	-
Potassium	7440-09-7		mg/kg	8	8	1500	2290	1990	0	24F-0001-BB17S
Selenium	7782-49-2	0.024	mg/kg	8	0				0	-
Silver	7440-22-4		mg/kg	8	0				0	-
Sodium	7440-23-5		mg/kg	8	1	1010	1010	1010	0	24F-0001-BB44S
Thallium	7440-28-0		mg/kg	8	0				0	-
Vanadium	7440-62-2		mg/kg	8	0				0	-
Zinc	7440-66-6		mg/kg	8	8	12.6	21.1	16.6	0	24F-0001-BB56S

Notes:
(a) The number of samples shown and the calculation of summary statistics treated the parent and field duplicate as individual samples.
(b) PCDD/F TEQ and PCB Toxic Equivalency (TEQ) values were calculated by summing the detected compounds in each group that have been multiplied by their specific Toxic Equivalency Factors (TEFs); see Table 51 for more details.
(c) Whole-body concentrations were calculated by AECOM as detailed in the text.

Project Action Limits (PALs):
A blank cell for the PAL indicates no PAL is available.
See Table 51 for additional details.

Analytes:
PCB - polychlorinated biphenyl
PCDD/F - polychlorinated dibenzodioxins/furans
TAL - target analyte list
TCL - target compound list

Units:
ng/g - nanograms per gram
ng/kg - nanograms per kilogram
mg/kg - miligrams per kilogram
ug/kg - micrograms per kilogram

Table 45
Phase 2 Brown Bullhead Fillet Tissue Counts Above Human Health PAL
Phase 2 Data Evaluation Summary Memorandum
Lower Neponset River
Boston and Milton, Massachusetts

Analyte	CAS Number	Human Health PAL	Units	Number of Samples	Number of Detections	Min. Detected Value	Max Detected Value	Avg. Detected Values	# of HH Exceedances	Location of Max. Detection
PCDD/F										
Total PCDD/F TEQ (Bird)	RA-TEQ-B-DF		ng/kg	9	1	2.42492	2.42492	2.42492	0	24F-0002-BB03S
Total PCDD/F TEQ (Fish)	RA-TEQ-F-DF		ng/kg	9	1	0.68492	0.68492	0.68492	0	24F-0002-BB03S
Total PCDD/F TEQ (Mammal)	RA-TEQ-M-DF	0.054	ng/kg	9	1	0.72626	0.72626	0.72626	1	24F-0002-BB03S
PCB Congeners										
Total PCB TEQ (Bird)	RA-TEQ-B-PCB		ng/kg	9	9	1.258535	51.0889	10.24118	0	24F-0002-BB03S
Total PCB TEQ (Fish)	RA-TEQ-F-PCB		ng/kg	9	9	0.0196225	0.67235	0.158179	0	24F-0002-BB03S
Total PCB TEQ (Mammal)	RA-TEQ-M-PCB	0.054	ng/kg	9	9	0.096305	8.4391	1.86047	9	24F-0002-BB03S
Total PCB Congeners	RA_Tot_PCB_Cong	3510	ng/kg	9	9	43007.9	654376	175364	9	24F-0002-BB03S
TCL Pesticides										
ALDRIN	309-00-2	0.413	ug/kg	9	0				0	-
ALPHA BHC (ALPHA HEXACHLOROCYCLOHEXANE)	319-84-6	1.11	ug/kg	9	0				0	-
ALPHA ENDOSULFAN (ENDOSULFAN I)	959-98-8	1560	ug/kg	9	0				0	-
BETA BHC (BETA HEXACHLOROCYCLOHEXANE)	319-85-7	3.9	ug/kg	9	0				0	-
BETA ENDOSULFAN (ENDOSULFAN II)	33213-65-9	1560	ug/kg	9	0				0	-
cis-Chlordane (alpha-Chlordane)	5103-71-9	130	ug/kg	9	9	0.25	2.6	0.79	0	24F-0002-BB08S
DELTA BHC (DELTA HEXACHLOROCYCLOHEXANE)	319-86-8	0.0156	ug/kg	9	0				0	-
DIELDRIN	60-57-1	0.439	ug/kg	9	2	0.23	0.55	0.39	1	24F-0002-BB08S
ENDOSULFAN SULFATE	1031-07-8	1560	ug/kg	9	0				0	-
ENDRIN	72-20-8	78.2	ug/kg	9	0				0	-
ENDRIN ALDEHYDE	7421-93-4	78.2	ug/kg	9	0				0	-
ENDRIN KETONE	53494-70-5	78.2	ug/kg	9	0				0	-
GAMMA BHC (LINDANE)	58-89-9	0.209	ug/kg	9	0				0	-
HEPTACHLOR	76-44-8	1.56	ug/kg	9	0				0	-
HEPTACHLOR EPOXIDE	1024-57-3	0.771	ug/kg	9	2	0.1	0.23	0.17	0	24F-0002-BB08S
METHOXYCHLOR	72-43-5	1300	ug/kg	9	0				0	-
P,P'-DDD (4,4'-DDD)	72-54-8	29.2	ug/kg	9	9	0.37	4	1.3	0	24F-0002-BB08S
P,P'-DDE (4,4'-DDE)	72-55-9	20.6	ug/kg	9	9	1	8.1	3.3	0	24F-0002-BB08S
P,P'-DDT (4,4'-DDT)	50-29-3	20.6	ug/kg	9	1	0.4	0.4	0.4	0	24F-0002-BB08S
Trans-Chlordane (Gamma-Chlordane)	5103-74-2	130	ug/kg	9	7	0.13	1.3	0.46	0	24F-0002-BB08S
TAL Metals										
Aluminum	7429-90-5	261	mg/kg	7	0				0	-
Antimony	7440-36-0	0.104	mg/kg	7	0				0	-
Arsenic	7440-38-2	0.00468	mg/kg	7	0				0	-
Barium	7440-39-3	52.1	mg/kg	7	0				0	-
Beryllium	7440-41-7	0.521	mg/kg	7	0				0	-
Cadmium	7440-43-9	0.0261	mg/kg	7	0				0	-
Calcium	7440-70-2		mg/kg	7	0				0	-
Chromium, Total	7440-47-3	0.0439	mg/kg	7	0				0	-
Cobalt	7440-48-4	0.0782	mg/kg	7	0				0	-
Copper	7440-50-8	10.4	mg/kg	7	0				0	-
Iron	7439-89-6	183	mg/kg	7	0				0	-
Lead	7439-92-1		mg/kg	7	0				0	-
Magnesium	7439-95-4		mg/kg	7	0				0	-
Manganese	7439-96-5	36.5	mg/kg	7	0				0	-
Mercury	7439-97-6	78.2	ng/g	3	3	126	775	356	3	24F-0002-BB04S
METHYL MERCURY	22967-92-6	26.1	ng/g	3	3	122	613	294	3	24F-0002-BB04S

Table 45
Phase 2 Brown Bullhead Fillet Tissue Counts Above Human Health PAL
Phase 2 Data Evaluation Summary Memorandum
Lower Neponset River
Boston and Milton, Massachusetts

Analyte	CAS Number	Human Health PAL	Units	Number of Samples	Number of Detections	Min. Detected Value	Max Detected Value	Avg. Detected Values	# of HH Exceedances	Location of Max. Detection
Nickel	7440-02-0	5.21	mg/kg	7	0				0	-
Potassium	7440-09-7		mg/kg	7	7	2780	3600	3110	0	24F-0002-BB03S
Selenium	7782-49-2	1.3	mg/kg	7	0				0	-
Silver	7440-22-4	1.3	mg/kg	7	0				0	-
Sodium	7440-23-5		mg/kg	7	0				0	-
Thallium	7440-28-0	0.00261	mg/kg	7	0				0	-
Vanadium	7440-62-2	1.31	mg/kg	7	0				0	-
Zinc	7440-66-6	78.2	mg/kg	7	3	5.3	7	6	0	24F-0002-BB43S

Notes:
(a) The number of samples shown and the calculation of summary statistics treated the parent and field duplicate as individual samples.

Sums and TEQ:
(a) The homolog groups sums for PCBs and PCDD/Fs were calculated by summing the detected congeners in each group; if no congeners in a group were detected, the maximum reporting detection limit for any individual congener in that homolog group was used.
(b) The concentration of total PCB congeners was calculated as the sum of detected congeners in each sample.
(c) PCDD/F TEQ and PCB Toxic Equivalency (TEQ) values were calculated by summing the detected compounds in each group that have been multiplied by their specific Toxic Equivalency Factors (TEFs); see Table 51 for more details. For any sample that did not have any detected compounds, the resulting TEQ is shown as a zero.
(d) For coelution of dioxin-like (DL) and non-DL congeners, TEF is applied to the full reported concentration.
(e) Calculated total values are inclusive of Estimated Maximum Possible Concentration (EMPC) results.

Project Action Limits (PALs):
A blank cell for the PAL indicates no PAL is available.
See Table 51 for additional details.

Analytes:
PCB - polychlorinated biphenyl
PCDD/F - polychlorinated dibenzodioxins/furans
TAL - target analyte list
TCL - target compound list

Units:
% - percent
ng/g - nanograms per gram
ng/kg - nanograms per kilogram
mg/kg - miligrams per kilogram
ug/kg - micrograms per kilogram

Table 46
Phase 2 Brown Bullhead Whole Body Tissue Counts Above Ecological PAL
Phase 2 Data Evaluation Summary Memorandum
Lower Neponset River
Boston and Milton, Massachusetts

Analyte	CAS Number	Ecological PAL (b)	Units	Number of Samples	Number of Detections	Min. Detected Value	Max Detected Value	Avg. Detected Values	Number of Samples Above Ecological PAL	Location of Max. Detection
PCDD/F										
Total PCDD/F TEQ (Bird)	RA-TEQ-B-DF	8	ng/kg	9	9	0.0014	3.94699	0.556063	0	24F-0002-BB38S
Total PCDD/F TEQ (Fish)	RA-TEQ-F-DF	6.4	ng/kg	9	9	0.0014	3.19699	0.421174	0	24F-0002-BB38S
Total PCDD/F TEQ (Mammal)	RA-TEQ-M-DF	0.58	ng/kg	9	9	0.014	3.18147	0.474733	1	24F-0002-BB38S
PCB Congeners										
Total PCB TEQ (Bird)	RA-TEQ-B-PCB	8	ng/kg	9	9	3.0358	45.3451	18.4394	6	24F-0002-BB03S
Total PCB TEQ (Fish)	RA-TEQ-F-PCB	6.4	ng/kg	9	9	0.12625	0.6927	0.356457	0	24F-0002-BB38S
Total PCB TEQ (Mammal)	RA-TEQ-M-PCB	0.58	ng/kg	9	9	0.68818	8.9425	3.611	9	24F-0002-BB38S
Total PCB Congeners	RA_Tot_PCB_Cong	35000	ng/kg	9	9	260000	620000	450000	9	24F-0002-BB36S
TCL Pesticides										
ALDRIN	309-00-2		ug/kg	9	0				0	-
ALPHA BHC (ALPHA HEXACHLOROCYCLOHEXANE)	319-84-6		ug/kg	9	0				0	-
ALPHA ENDOSULFAN (ENDOSULFAN I)	959-98-8		ug/kg	9	0				0	-
BETA BHC (BETA HEXACHLOROCYCLOHEXANE)	319-85-7		ug/kg	9	0				0	-
BETA ENDOSULFAN (ENDOSULFAN II)	33213-65-9		ug/kg	9	0				0	-
cis-Chlordane (alpha-Chlordane)	5103-71-9	60	ug/kg	9	9	0.73	6.3	2.8	0	24F-0002-BB03S
DELTA BHC (DELTA HEXACHLOROCYCLOHEXANE)	319-86-8		ug/kg	9	0				0	-
DIELDRIN	60-57-1	44	ug/kg	9	7	0.28	0.87	0.46	0	24F-0002-BB03S
ENDOSULFAN SULFATE	1031-07-8		ug/kg	9	0				0	-
ENDRIN	72-20-8		ug/kg	9	0				0	-
ENDRIN ALDEHYDE	7421-93-4		ug/kg	9	0				0	-
ENDRIN KETONE	53494-70-5		ug/kg	9	0				0	-
GAMMA BHC (LINDANE)	58-89-9		ug/kg	9	0				0	-
HEPTACHLOR	76-44-8		ug/kg	9	0				0	-
HEPTACHLOR EPOXIDE	1024-57-3		ug/kg	9	9	0.083	0.45	0.22	0	24F-0002-BB03S
METHOXYCHLOR	72-43-5		ug/kg	9	0				0	-
P,P'-DDD (4,4'-DDD)	72-54-8	51	ug/kg	9	9	1.4	11	6.2	0	24F-0002-BB03S
P,P'-DDE (4,4'-DDE)	72-55-9	51	ug/kg	9	9	3	33	17	0	24F-0002-BB38S
P,P'-DDT (4,4'-DDT)	50-29-3	51	ug/kg	9	7	0.31	0.95	0.66	0	24F-0002-BB03S
Trans-Chlordane (Gamma-Chlordane)	5103-74-2	60	ug/kg	9	9	0.45	3.6	1.4	0	24F-0002-BB03S
TAL Metals										
Aluminum	7429-90-5		mg/kg	9	1	56.8	56.8	56.8	0	24F-0002-BB06S
Antimony	7440-36-0		mg/kg	9	0				0	-
Arsenic	7440-38-2	6.6	mg/kg	9	0				0	-
Barium	7440-39-3		mg/kg	9	0				0	-
Beryllium	7440-41-7		mg/kg	9	0				0	-
Cadmium	7440-43-9	0.15	mg/kg	9	0				0	-
Calcium	7440-70-2		mg/kg	9	9	2040	28300	12100	0	24F-0002-BB41S
Chromium, Total	7440-47-3		mg/kg	9	0				0	-
Cobalt	7440-48-4		mg/kg	9	0				0	-
Copper	7440-50-8		mg/kg	9	0				0	-
Iron	7439-89-6		mg/kg	9	2	56.7	291	174	0	24F-0002-BB06S
Lead	7439-92-1	0.12	mg/kg	9	1	1.73	1.73	1.73	1	24F-0002-BB06S
Magnesium	7439-95-4		mg/kg	9	1	577	577	577	0	24F-0002-BB41S
Manganese	7439-96-5		mg/kg	9	9	1.24	91.9	16.4	0	24F-0002-BB06S
Mercury	7439-97-6	74	ng/g	9	9	74.1	504	217	9	24F-0002-BB04S
METHYL MERCURY	22967-92-6	74	ng/g	9	9	68.3	439	204	8	24F-0002-BB04S

Table 46
Phase 2 Brown Bullhead Whole Body Tissue Counts Above Ecological PAL
Phase 2 Data Evaluation Summary Memorandum
Lower Neponset River
Boston and Milton, Massachusetts

Analyte	CAS Number	Ecological PAL (b)	Units	Number of Samples	Number of Detections	Min. Detected Value	Max Detected Value	Avg. Detected Values	Number of Samples Above Ecological PAL	Location of Max. Detection
Nickel	7440-02-0		mg/kg	9	0				0	-
Potassium	7440-09-7		mg/kg	9	9	2100	2750	2360	0	24F-0002-BB03S
Selenium	7782-49-2	0.024	mg/kg	9	0				0	-
Silver	7440-22-4		mg/kg	9	0				0	-
Sodium	7440-23-5		mg/kg	9	7	832	1200	992	0	24F-0002-BB04S
Thallium	7440-28-0		mg/kg	9	0				0	-
Vanadium	7440-62-2		mg/kg	9	0				0	-
Zinc	7440-66-6		mg/kg	9	9	10.5	27.1	17.1	0	24F-0002-BB41S

Notes:
(a) The number of samples shown and the calculation of summary statistics treated the parent and field duplicate as individual samples.
(b) PCDD/F TEQ and PCB Toxic Equivalency (TEQ) values were calculated by summing the detected compounds in each group that have been multiplied by their specific Toxic Equivalency Factors (TEFs); see Table 51 for more details.
(c) Whole-body concentrations were calculated by AECOM as detailed in the text.

Project Action Limits (PALs):
A blank cell for the PAL indicates no PAL is available.
See Table 51 for additional details.

Analytes:
PCB - polychlorinated biphenyl
PCDD/F - polychlorinated dibenzodioxins/furans
TAL - target analyte list
TCL - target compound list

Units:
ng/g - nanograms per gram
ng/kg - nanograms per kilogram
mg/kg - miligrams per kilogram
ug/kg - micrograms per kilogram

Table 47
Phase 1 White Sucker Fillet Tissue Counts Above Human Health PAL
Phase 2 Data Evaluation Summary Memorandum
Lower Neponset River
Boston and Milton, Massachusetts

Analyte	CAS Number	Human Health PAL	Units	Number of Samples	Number of Detections	Min. Detected Value	Max Detected Value	Avg. Detected Values	# of HH Exceedances	Location of Max. Detection
PCDD/F										
Total PCDD/F TEQ (Bird)	RA-TEQ-B-DF		ng/kg	8	8	0.8	7.34	3.5211	0	24F-0001-WS18S
Total PCDD/F TEQ (Fish)	RA-TEQ-F-DF		ng/kg	8	8	0.04	3.055	1.3211	0	24F-0001-WS18S
Total PCDD/F TEQ (Mammal)	RA-TEQ-M-DF	0.054	ng/kg	8	8	0.08	2.932	1.312	8	24F-0001-WS18S
PCB Congeners										
Total PCB TEQ (Bird)	RA-TEQ-B-PCB		ng/kg	8	8	43.9078	471.8364	122.9917	0	24F-0001-WS18S
Total PCB TEQ (Fish)	RA-TEQ-F-PCB		ng/kg	8	8	0.2177	2.44155	0.682466	0	24F-0001-WS18S
Total PCB TEQ (Mammal)	RA-TEQ-M-PCB	0.054	ng/kg	8	8	0.8762	21.6142	4.86414	8	24F-0001-WS18S
Total PCB Congeners	RA_Tot_PCB_Cong	3510	ng/kg	8	8	507012	2384570	1004560	8	24F-0001-WS18S
TCL Pesticides										
ALDRIN	309-00-2	0.413	ug/kg	8	0				0	-
ALPHA BHC (ALPHA HEXACHLOROCYCLOHEXANE)	319-84-6	1.11	ug/kg	8	0				0	-
ALPHA ENDOSULFAN (ENDOSULFAN I)	959-98-8	1560	ug/kg	8	0				0	-
BETA BHC (BETA HEXACHLOROCYCLOHEXANE)	319-85-7	3.9	ug/kg	8	0				0	-
BETA ENDOSULFAN (ENDOSULFAN II)	33213-65-9	1560	ug/kg	8	0				0	-
cis-Chlordane (alpha-Chlordane)	5103-71-9	130	ug/kg	8	8	5.6	14	8.7	0	24F-0001-WS18S
DELTA BHC (DELTA HEXACHLOROCYCLOHEXANE)	319-86-8	0.0156	ug/kg	8	0				0	-
DIELDRIN	60-57-1	0.439	ug/kg	8	8	0.41	1.8	0.92	7	24F-0001-WS18S
ENDOSULFAN SULFATE	1031-07-8	1560	ug/kg	8	0				0	-
ENDRIN	72-20-8	78.2	ug/kg	8	0				0	-
ENDRIN ALDEHYDE	7421-93-4	78.2	ug/kg	8	0				0	-
ENDRIN KETONE	53494-70-5	78.2	ug/kg	8	0				0	-
GAMMA BHC (LINDANE)	58-89-9	0.209	ug/kg	8	0				0	-
HEPTACHLOR	76-44-8	1.56	ug/kg	8	0				0	-
HEPTACHLOR EPOXIDE	1024-57-3	0.771	ug/kg	8	8	0.13	0.72	0.38	0	24F-0001-WS18S
METHOXYCHLOR	72-43-5	1300	ug/kg	8	0				0	-
P,P'-DDD (4,4'-DDD)	72-54-8	29.2	ug/kg	8	8	12	31	19	1	24F-0001-WS18S
P,P'-DDE (4,4'-DDE)	72-55-9	20.6	ug/kg	8	8	21	70	43	8	24F-0001-WS48S
P,P'-DDT (4,4'-DDT)	50-29-3	20.6	ug/kg	8	8	2.2	5.7	3.9	0	24F-0001-WS18S
Trans-Chlordane (Gamma-Chlordane)	5103-74-2	130	ug/kg	8	8	2.5	9.4	4.6	0	24F-0001-WS18S
TAL Metals										
Aluminum	7429-90-5	261	mg/kg	8	0				0	-
Antimony	7440-36-0	0.104	mg/kg	8	0				0	-
Arsenic	7440-38-2	0.00468	mg/kg	8	0				0	-
Barium	7440-39-3	52.1	mg/kg	8	0				0	-
Beryllium	7440-41-7	0.521	mg/kg	8	0				0	-
Cadmium	7440-43-9	0.0261	mg/kg	8	0				0	-
Calcium	7440-70-2		mg/kg	8	2	543	785	664	0	24F-0001-WS27S
Chromium, Total	7440-47-3	0.0439	mg/kg	8	0				0	-
Cobalt	7440-48-4	0.0782	mg/kg	8	0				0	-
Copper	7440-50-8	10.4	mg/kg	8	0				0	-
Iron	7439-89-6	183	mg/kg	8	0				0	-
Lead	7439-92-1		mg/kg	8	0				0	-
Magnesium	7439-95-4		mg/kg	8	0				0	-
Manganese	7439-96-5	36.5	mg/kg	8	0				0	-
Mercury	7439-97-6	78.2	ng/g	8	8	401	668	525	8	24F-0001-WS52S
METHYL MERCURY	22967-92-6	26.1	ng/g	8	8	444	647	537	8	24F-0001-WS11S

Table 47
Phase 1 White Sucker Fillet Tissue Counts Above Human Health PAL
Phase 2 Data Evaluation Summary Memorandum
Lower Neponset River
Boston and Milton, Massachusetts

Analyte	CAS Number	Human Health PAL	Units	Number of Samples	Number of Detections	Min. Detected Value	Max Detected Value	Avg. Detected Values	# of HH Exceedances	Location of Max. Detection
Nickel	7440-02-0	5.21	mg/kg	8	0				0	-
Potassium	7440-09-7		mg/kg	8	8	2210	3840	3410	0	24F-0001-WS18S
Selenium	7782-49-2	1.3	mg/kg	8	0				0	-
Silver	7440-22-4	1.3	mg/kg	8	0				0	-
Sodium	7440-23-5		mg/kg	8	0				0	-
Thallium	7440-28-0	0.00261	mg/kg	8	0				0	-
Vanadium	7440-62-2	1.31	mg/kg	8	0				0	-
Zinc	7440-66-6	78.2	mg/kg	8	1	6	6	6	0	24F-0001-WS10S

Notes:
(a) The number of samples shown and the calculation of summary statistics treated the parent and field duplicate as individual samples.

Sums and TEQ:
(a) The homolog groups sums for PCBs and PCDD/Fs were calculated by summing the detected congeners in each group; if no congeners in a group were detected, the maximum reporting detection limit for any individual congener in that homolog group was used.
(b) The concentration of total PCB congeners was calculated as the sum of detected congeners in each sample.
(c) PCDD/F TEQ and PCB Toxic Equivalency (TEQ) values were calculated by summing the detected compounds in each group that have been multiplied by their specific Toxic Equivalency Factors (TEFs); see Table 51 for more details. For any sample that did not have any detected compounds, the resulting TEQ is shown as a zero.
(d) For coelution of dioxin-like (DL) and non-DL congeners, TEF is applied to the full reported concentration.
(e) Calculated total values are inclusive of Estimated Maximum Possible Concentration (EMPC) results.

Project Action Limits (PALs):
A blank cell for the PAL indicates no PAL is available.
See Table 51 for additional details.

Analytes:
PCB - polychlorinated biphenyl
PCDD/F - polychlorinated dibenzodioxins/furans
TAL - target analyte list
TCL - target compound list

Units:
% - percent
ng/g - nanograms per gram
ng/kg - nanograms per kilogram
mg/kg - miligrams per kilogram
ug/kg - micrograms per kilogram

Table 48
Phase 1 White Sucker Whole Body Tissue Counts Above Ecological PAL
Phase 2 Data Evaluation Summary Memorandum
Lower Neponset River
Boston and Milton, Massachusetts

Analyte	CAS Number	Ecological PAL	Units	Number of Samples (a)	Number of Detections	Min. Detected Value	Max Detected Value	Avg. Detected Values	# of Eco Exceedances	Location of Max. Detection
PCDD/F										
Total PCDD/F TEQ (Bird)	RA-TEQ-B-DF	8	ng/kg	8	8	6.1884	27.33703	13.37624	7	24F-0001-WS18S
Total PCDD/F TEQ (Fish)	RA-TEQ-F-DF	6.4	ng/kg	8	8	3.1994	13.99703	6.92574	4	24F-0001-WS18S
Total PCDD/F TEQ (Mammal)	RA-TEQ-M-DF	0.58	ng/kg	8	8	2.953	13.20549	6.428245	8	24F-0001-WS18S
PCB Congeners										
Total PCB TEQ (Bird)	RA-TEQ-B-PCB	8	ng/kg	8	8	117.3525	1928.6189	460.64925	8	24F-0001-WS18S
Total PCB TEQ (Fish)	RA-TEQ-F-PCB	6.4	ng/kg	8	8	0.9093	10.199995	2.6941931	1	24F-0001-WS18S
Total PCB TEQ (Mammal)	RA-TEQ-M-PCB	0.58	ng/kg	8	8	3.3778	89.014	22.4044	8	24F-0001-WS18S
Total PCB Congeners	RA_Tot_PCB_Cong	35000	ng/kg	8	8	2000000	9700000	3300000	8	24F-0001-WS18S
TCL Pesticides										
ALDRIN	309-00-2		ug/kg	8	0				0	-
ALPHA BHC (ALPHA HEXACHLOROCYCLOHEXANE)	319-84-6		ug/kg	8	0				0	-
ALPHA ENDOSULFAN (ENDOSULFAN I)	959-98-8		ug/kg	8	0				0	-
BETA BHC (BETA HEXACHLOROCYCLOHEXANE)	319-85-7		ug/kg	8	0				0	-
BETA ENDOSULFAN (ENDOSULFAN II)	33213-65-9		ug/kg	8	0				0	-
cis-Chlordane (alpha-Chlordane)	5103-71-9	60	ug/kg	8	8	11	31	19	0	24F-0001-WS18S
DELTA BHC (DELTA HEXACHLOROCYCLOHEXANE)	319-86-8		ug/kg	8	0				0	-
DIELDRIN	60-57-1	44	ug/kg	8	8	0.75	3.6	2	0	24F-0001-WS18S
ENDOSULFAN SULFATE	1031-07-8		ug/kg	8	0				0	-
ENDRIN	72-20-8		ug/kg	8	0				0	-
ENDRIN ALDEHYDE	7421-93-4		ug/kg	8	0				0	-
ENDRIN KETONE	53494-70-5		ug/kg	8	0				0	-
GAMMA BHC (LINDANE)	58-89-9		ug/kg	8	0				0	-
HEPTACHLOR	76-44-8		ug/kg	8	0				0	-
HEPTACHLOR EPOXIDE	1024-57-3		ug/kg	8	8	0.26	1.7	0.9	0	24F-0001-WS27S
METHOXYCHLOR	72-43-5		ug/kg	8	0				0	-
P,P'-DDD (4,4'-DDD)	72-54-8	51	ug/kg	8	8	31	81	47	2	24F-0001-WS18S
P,P'-DDE (4,4'-DDE)	72-55-9	51	ug/kg	8	8	67	130	100	8	24F-0001-WS18S 24F-0001-WS52S
P,P'-DDT (4,4'-DDT)	50-29-3	51	ug/kg	8	8	4	14	8.1	0	24F-0001-WS18S
Trans-Chlordane (Gamma-Chlordane)	5103-74-2	60	ug/kg	8	8	5	22	11	0	24F-0001-WS18S
TAL Metals										
Aluminum	7429-90-5		mg/kg	8	0				0	-
Antimony	7440-36-0		mg/kg	8	0				0	-
Arsenic	7440-38-2	6.6	mg/kg	8	0				0	-
Barium	7440-39-3		mg/kg	8	0				0	-
Beryllium	7440-41-7		mg/kg	8	0				0	-
Cadmium	7440-43-9	0.15	mg/kg	8	0				0	-
Calcium	7440-70-2		mg/kg	8	8	4990	21800	12400	0	24F-0001-WS48S
Chromium, Total	7440-47-3		mg/kg	8	1	0.658	0.658	0.658	0	24F-0001-WS10S
Cobalt	7440-48-4		mg/kg	8	0				0	-
Copper	7440-50-8		mg/kg	8	0				0	-
Iron	7439-89-6		mg/kg	8	8	28.7	74.3	49.7	0	24F-0001-WS28S
Lead	7439-92-1	0.12	mg/kg	8	0				0	-
Magnesium	7439-95-4		mg/kg	8	3	328	505	427	0	24F-0001-WS48S
Manganese	7439-96-5		mg/kg	8	8	8.87	24.7	17.2	0	24F-0001-WS11S
Mercury	7439-97-6	74	ng/g	8	8	250	411	332	8	24F-0001-WS52S

Table 48
Phase 1 White Sucker Whole Body Tissue Counts Above Ecological PAL
Phase 2 Data Evaluation Summary Memorandum
Lower Neponset River
Boston and Milton, Massachusetts

Analyte	CAS Number	Ecological PAL	Units	Number of Samples (a)	Number of Detections	Min. Detected Value	Max Detected Value	Avg. Detected Values	# of Eco Exceedances	Location of Max. Detection
METHYL MERCURY	22967-92-6	74	ng/g	8	8	257	425	332	8	24F-0001-WS11S
Nickel	7440-02-0		mg/kg	8	0				0	-
Potassium	7440-09-7		mg/kg	8	8	1950	2770	2540	0	24F-0001-WS48S
Selenium	7782-49-2	0.024	mg/kg	8	0				0	-
Silver	7440-22-4		mg/kg	8	0				0	-
Sodium	7440-23-5		mg/kg	8	7	846	1050	902	0	24F-0001-WS48S
Thallium	7440-28-0		mg/kg	8	0				0	-
Vanadium	7440-62-2		mg/kg	8	0				0	-
Zinc	7440-66-6		mg/kg	8	7	11.7	18.1	15	0	24F-0001-WS48S

Notes:
(a) The number of samples shown and the calculation of summary statistics treated the parent and field duplicate as individual samples.
(b) PCDD/F TEQ and PCB Toxic Equivalency (TEQ) values were calculated by summing the detected compounds in each group that have been multiplied by their specific Toxic Equivalency Factors (TEFs); see Table 51 for more details.
(c) Whole-body concentrations were calculated by AECOM as detailed in the text.

Project Action Limits (PALs):
A blank cell for the PAL indicates no PAL is available.
See Table 51 for additional details.

Analytes:
PCB - polychlorinated biphenyl
PCDD/F - polychlorinated dibenzodioxins/furans
TAL - target analyte list
TCL - target compound list

Units:
ng/g - nanograms per gram
ng/kg - nanograms per kilogram
mg/kg - miligrams per kilogram
ug/kg - micrograms per kilogram

Table 49
Phase 2 White Sucker Fillet Tissue Counts Above Human Health PAL
Phase 2 Data Evaluation Summary Memorandum
Lower Neponset River
Boston and Milton, Massachusetts

Analyte	CAS Number	Human Health PAL	Units	Number of Samples	Number of Detections	Min. Detected Value	Max Detected Value	Avg. Detected Values	# of HH Exceedances	Location of Max. Detection
PCDD/F										
Total PCDD/F TEQ (Bird)	RA-TEQ-B-DF		ng/kg	6	6	1.51	11.713	5.00918	0	24F-0002-WS34S
Total PCDD/F TEQ (Fish)	RA-TEQ-F-DF		ng/kg	6	6	0.085	6.018	2.0784	0	24F-0002-WS34S
Total PCDD/F TEQ (Mammal)	RA-TEQ-M-DF	0.054	ng/kg	6	6	0.17	5.173	1.916	6	24F-0002-WS34S
PCB Congeners										
Total PCB TEQ (Bird)	RA-TEQ-B-PCB		ng/kg	6	6	56.79201	545.5531	164.0416	0	24F-0002-WS34S
Total PCB TEQ (Fish)	RA-TEQ-F-PCB		ng/kg	6	6	0.282505	3.42455	1.02614	0	24F-0002-WS34S
Total PCB TEQ (Mammal)	RA-TEQ-M-PCB	0.054	ng/kg	6	6	1.04503	31.6293	9.0753	6	24F-0002-WS34S
Total PCB Congeners	RA_Tot_PCB_Cong	3510	ng/kg	6	6	432001	4168490	1355810	6	24F-0002-WS34S
TCL Pesticides										
ALDRIN	309-00-2	0.413	ug/kg	6	0				0	-
ALPHA BHC (ALPHA HEXACHLOROCYCLOHEXANE)	319-84-6	1.11	ug/kg	6	0				0	-
ALPHA ENDOSULFAN (ENDOSULFAN I)	959-98-8	1560	ug/kg	6	0				0	-
BETA BHC (BETA HEXACHLOROCYCLOHEXANE)	319-85-7	3.9	ug/kg	6	0				0	-
BETA ENDOSULFAN (ENDOSULFAN II)	33213-65-9	1560	ug/kg	6	0				0	-
cis-Chlordane (alpha-Chlordane)	5103-71-9	130	ug/kg	6	6	6.1	28	12	0	24F-0002-WS34S
DELTA BHC (DELTA HEXACHLOROCYCLOHEXANE)	319-86-8	0.0156	ug/kg	6	0				0	-
DIELDRIN	60-57-1	0.439	ug/kg	6	6	0.55	3.2	1.2	6	24F-0002-WS34S
ENDOSULFAN SULFATE	1031-07-8	1560	ug/kg	6	0				0	-
ENDRIN	72-20-8	78.2	ug/kg	6	0				0	-
ENDRIN ALDEHYDE	7421-93-4	78.2	ug/kg	6	0				0	-
ENDRIN KETONE	53494-70-5	78.2	ug/kg	6	0				0	-
GAMMA BHC (LINDANE)	58-89-9	0.209	ug/kg	6	0				0	-
HEPTACHLOR	76-44-8	1.56	ug/kg	6	0				0	-
HEPTACHLOR EPOXIDE	1024-57-3	0.771	ug/kg	6	6	0.21	1.9	0.6	1	24F-0002-WS34S
METHOXYCHLOR	72-43-5	1300	ug/kg	6	0				0	-
P,P'-DDD (4,4'-DDD)	72-54-8	29.2	ug/kg	6	6	11	65	26	2	24F-0002-WS34S
P,P'-DDE (4,4'-DDE)	72-55-9	20.6	ug/kg	6	6	19	86	44	5	24F-0002-WS34S
P,P'-DDT (4,4'-DDT)	50-29-3	20.6	ug/kg	6	6	1	9.3	4	0	24F-0002-WS40S
Trans-Chlordane (Gamma-Chlordane)	5103-74-2	130	ug/kg	6	6	2.5	19	6.5	0	24F-0002-WS34S
TAL Metals										
Aluminum	7429-90-5	261	mg/kg	6	0				0	-
Antimony	7440-36-0	0.104	mg/kg	6	0				0	-
Arsenic	7440-38-2	0.00468	mg/kg	6	0				0	-
Barium	7440-39-3	52.1	mg/kg	6	0				0	-
Beryllium	7440-41-7	0.521	mg/kg	6	0				0	-
Cadmium	7440-43-9	0.0261	mg/kg	6	0				0	-
Calcium	7440-70-2		mg/kg	6	1	503	503	503	0	24F-0002-WS33S
Chromium, Total	7440-47-3	0.0439	mg/kg	6	0				0	-
Cobalt	7440-48-4	0.0782	mg/kg	6	0				0	-
Copper	7440-50-8	10.4	mg/kg	6	0				0	-
Iron	7439-89-6	183	mg/kg	6	0				0	-
Lead	7439-92-1		mg/kg	6	0				0	-
Magnesium	7439-95-4		mg/kg	6	0				0	-
Manganese	7439-96-5	36.5	mg/kg	6	0				0	-
Mercury	7439-97-6	78.2	ng/g	6	6	309	640	474	6	24F-0002-WS40S
METHYL MERCURY	22967-92-6	26.1	ng/g	6	6	319	687	481	6	24F-0002-WS40S

Table 49
Phase 2 White Sucker Fillet Tissue Counts Above Human Health PAL
Phase 2 Data Evaluation Summary Memorandum
Lower Neponset River
Boston and Milton, Massachusetts

Analyte	CAS Number	Human Health PAL	Units	Number of Samples	Number of Detections	Min. Detected Value	Max Detected Value	Avg. Detected Values	# of HH Exceedances	Location of Max. Detection
Nickel	7440-02-0	5.21	mg/kg	6	0				0	-
Potassium	7440-09-7		mg/kg	6	6	3040	3590	3300	0	24F-0002-WS33S
Selenium	7782-49-2	1.3	mg/kg	6	0				0	-
Silver	7440-22-4	1.3	mg/kg	6	0				0	-
Sodium	7440-23-5		mg/kg	6	0				0	-
Thallium	7440-28-0	0.00261	mg/kg	6	0				0	-
Vanadium	7440-62-2	1.31	mg/kg	6	0				0	-
Zinc	7440-66-6	78.2	mg/kg	6	6	7.4	13.2	9.57	0	24F-0002-WS40S

Notes:
(a) The number of samples shown and the calculation of summary statistics treated the parent and field duplicate as individual samples.

Sums and TEQ:
(a) The homolog groups sums for PCBs and PCDD/Fs were calculated by summing the detected congeners in each group; if no congeners in a group were detected, the maximum reporting detection limit for any individual congener in that homolog group was used.
(b) The concentration of total PCB congeners was calculated as the sum of detected congeners in each sample.
(c) PCDD/F TEQ and PCB Toxic Equivalency (TEQ) values were calculated by summing the detected compounds in each group that have been multiplied by their specific Toxic Equivalency Factors (TEFs); see Table 51 for more details. For any sample that did not have any detected compounds, the resulting TEQ is shown as a zero.
(d) For coelution of dioxin-like (DL) and non-DL congeners, TEF is applied to the full reported concentration.
(e) Calculated total values are inclusive of Estimated Maximum Possible Concentration (EMPC) results.

Project Action Limits (PALs):
A blank cell for the PAL indicates no PAL is available.
See Table 51 for additional details.

Analytes:
PCB - polychlorinated biphenyl
PCDD/F - polychlorinated dibenzodioxins/furans
TAL - target analyte list
TCL - target compound list

Units:
% - percent
ng/g - nanograms per gram
ng/kg - nanograms per kilogram
mg/kg - miligrams per kilogram
ug/kg - micrograms per kilogram

Table 50
Phase 2 White Sucker Whole Body Tissue Counts Above Ecological PAL
Phase 2 Data Evaluation Summary Memorandum
Lower Neponset River
Boston and Milton, Massachusetts

Analyte	CAS Number	Ecological PAL (b)	Units	Number of Samples (a)	Number of Detections	Min. Detected Value	Max Detected Value	Avg. Detected Values	Number of Samples Above Ecological PAL	Location of Max. Detection
PCDD/F										
Total PCDD/F TEQ (Bird)	RA-TEQ-B-DF	8	ng/kg	6	6	7.73852	23.4116	15.3024	5	24F-0002-WS34S
Total PCDD/F TEQ (Fish)	RA-TEQ-F-DF	6.4	ng/kg	6	6	3.46352	12.4416	7.738232	3	24F-0002-WS34S
Total PCDD/F TEQ (Mammal)	RA-TEQ-M-DF	0.58	ng/kg	6	6	3.25956	10.9189	6.92861	6	24F-0002-WS34S
PCB Congeners										
PCB-TEQ (Bird)	RA-TEQ-B-PCB	8	ng/kg	6	6	153.0363	1136.478	477.8214	6	24F-0002-WS34S
PCB-TEQ (Fish)	RA-TEQ-F-PCB	6.4	ng/kg	6	6	0.6642	7.113	3.01964	1	24F-0002-WS34S
PCB-TEQ (Mammal)	RA-TEQ-M-PCB	0.58	ng/kg	6	6	3.0152	66.488	27.0615	6	24F-0002-WS34S
Total PCB Congeners	RA_Tot_PCB_Cong	35000	ng/kg	6	6	1200000	8600000	3900000	6	24F-0002-WS34S
TCL Pesticides										
ALDRIN	309-00-2		ug/kg	6	0				0	-
ALPHA BHC (ALPHA HEXACHLOROCYCLOHEXANE)	319-84-6		ug/kg	6	0				0	-
ALPHA ENDOSULFAN (ENDOSULFAN I)	959-98-8		ug/kg	6	0				0	-
BETA BHC (BETA HEXACHLOROCYCLOHEXANE)	319-85-7		ug/kg	6	0				0	-
BETA ENDOSULFAN (ENDOSULFAN II)	33213-65-9		ug/kg	6	0				0	-
cis-Chlordane (alpha-Chlordane)	5103-71-9	60	ug/kg	6	6	13	51	26	0	24F-0002-WS34S
DELTA BHC (DELTA HEXACHLOROCYCLOHEXANE)	319-86-8		ug/kg	6	0				0	-
DIELDRIN	60-57-1	44	ug/kg	6	6	1.4	4.6	2.7	0	24F-0002-WS34S
ENDOSULFAN SULFATE	1031-07-8		ug/kg	6	0				0	-
ENDRIN	72-20-8		ug/kg	6	0				0	-
ENDRIN ALDEHYDE	7421-93-4		ug/kg	6	0				0	-
ENDRIN KETONE	53494-70-5		ug/kg	6	0				0	-
GAMMA BHC (LINDANE)	58-89-9		ug/kg	6	0				0	-
HEPTACHLOR	76-44-8		ug/kg	6	0				0	-
HEPTACHLOR EPOXIDE	1024-57-3		ug/kg	6	6	0.61	2.8	1.3	0	24F-0002-WS34S
METHOXYCHLOR	72-43-5		ug/kg	6	0				0	-
P,P'-DDD (4,4'-DDD)	72-54-8	51	ug/kg	6	6	31	100	62	3	24F-0002-WS40S
P,P'-DDE (4,4'-DDE)	72-55-9	51	ug/kg	6	6	60	190	120	6	24F-0002-WS40S
P,P'-DDT (4,4'-DDT)	50-29-3	51	ug/kg	6	6	1.8	19	7.3	0	24F-0002-WS40S
Trans-Chlordane (Gamma-Chlordane)	5103-74-2	60	ug/kg	6	6	6.5	29	13	0	24F-0002-WS34S
TAL Metals										
Aluminum	7429-90-5		mg/kg	6	0				0	-
Antimony	7440-36-0		mg/kg	6	0				0	-
Arsenic	7440-38-2	6.6	mg/kg	6	0				0	-
Barium	7440-39-3		mg/kg	6	0				0	-
Beryllium	7440-41-7		mg/kg	6	0				0	-
Cadmium	7440-43-9	0.15	mg/kg	6	0				0	-
Calcium	7440-70-2		mg/kg	6	6	6140	11400	8900	0	24F-0002-WS35S
Chromium, Total	7440-47-3		mg/kg	6	1	1.03	1.03	1.03	0	24F-0002-WS34S
Cobalt	7440-48-4		mg/kg	6	0				0	-
Copper	7440-50-8		mg/kg	6	0				0	-
Iron	7439-89-6		mg/kg	6	3	37.7	75.4	50.4	0	24F-0002-WS39S
Lead	7439-92-1	0.12	mg/kg	6	0				0	-
Magnesium	7439-95-4		mg/kg	6	0				0	-
Manganese	7439-96-5		mg/kg	6	6	8.47	25.5	18.4	0	24F-0002-WS35S
Mercury	7439-97-6	74	ng/g	6	6	194	380	302	6	24F-0002-WS35S
METHYL MERCURY	22967-92-6	74	ng/g	6	6	201	391	299	6	24F-0002-WS40S

Table 50
Phase 2 White Sucker Whole Body Tissue Counts Above Ecological PAL
Phase 2 Data Evaluation Summary Memorandum
Lower Neponset River
Boston and Milton, Massachusetts

Analyte	CAS Number	Ecological PAL (b)	Units	Number of Samples (a)	Number of Detections	Min. Detected Value	Max Detected Value	Avg. Detected Values	Number of Samples Above Ecological PAL	Location of Max. Detection
Nickel	7440-02-0		mg/kg	6	0				0	-
Potassium	7440-09-7		mg/kg	6	6	2350	2790	2600	0	24F-0002-WS39S
Selenium	7782-49-2	0.024	mg/kg	6	0				0	-
Silver	7440-22-4		mg/kg	6	0				0	-
Sodium	7440-23-5		mg/kg	6	6	610	845	730	0	24F-0002-WS34S
Thallium	7440-28-0		mg/kg	6	0				0	-
Vanadium	7440-62-2		mg/kg	6	0				0	-
Zinc	7440-66-6		mg/kg	6	6	14.9	24.5	17.9	0	24F-0002-WS40S

Notes:
(a) The number of samples shown and the calculation of summary statistics treated the parent and field duplicate as individual samples.
(b) PCDD/F TEQ and PCB Toxic Equivalency (TEQ) values were calculated by summing the detected compounds in each group that have been multiplied by their specific Toxic Equivalency Factors (TEFs); see Table 51 for more details.
(c) Whole-body concentrations were calculated by AECOM as detailed in the text.

Project Action Limits (PALs):
A blank cell for the PAL indicates no PAL is available.
See Table 51 for additional details.

Analytes:
PCB - polychlorinated biphenyl
PCDD/F - polychlorinated dibenzodioxins/furans
TAL - target analyte list
TCL - target compound list

Units:
ng/g - nanograms per gram
ng/kg - nanograms per kilogram
mg/kg - miligrams per kilogram
ug/kg - micrograms per kilogram

Table 51
Toxicity Equivalency Factors (TEF) and Calculation of Toxic Equivalency (TEQ) for Dioxin-Like Compounds
Phase 2 Data Evaluation Summary Memorandum
Lower Neponset River
Boston and Milton, Massachusetts

Toxicity Equivalency Factor (TEF):

		TEF		
Congener	CAS	Mammals [1]	Birds [2]	Fish [2]
Dioxins				
2,3,7,8-TCDD	1746-01-6	1	1	1
1,2,3,7,8-PeCDD	40321-76-4	1	1	1
1,2,3,4,7,8-HxCDD	39227-28-6	0.1	0.05	0.5
1,2,3,6,7,8-HxCDD	57653-85-7	0.1	0.01	0.01
1,2,3,7,8,9-HxCDD	19408-74-3	0.1	0.1	0.01
1,2,3,4,6,7,8-HpCDD	35822-46-9	0.01	0.001	0.001
OCDD	3268-87-9	0.0003	0.0001	0.0001
Furans				
2,3,7,8-TCDF	51207-31-9	0.1	1	0.05
1,2,3,7,8-PeCDF	57117-41-6	0.03	0.1	0.05
2,3,4,7,8-PeCDF	57117-31-4	0.3	1	0.5
1,2,3,4,7,8-HxCDF	70648-26-9	0.1	0.1	0.1
1,2,3,6,7,8-HxCDF	57117-44-9	0.1	0.1	0.1
1,2,3,7,8,9-HxCDF	72918-21-9	0.1	0.1	0.1
2,3,4,6,7,8-HxCDF	60851-34-5	0.1	0.1	0.1
1,2,3,4,6,7,8-HpCDF	67562-39-4	0.01	0.01	0.01
1,2,3,4,7,8,9-HpCDF	55673-89-7	0.01	0.01	0.01
OCDF	39001-02-0	0.0003	0.0001	0.0001
Non-*ortho* PCBs				
3,3',4,4'-TCB (77)	32598-13-3	0.0001	0.05	0.0001
3,4,4',5-TCB (81)	70362-50-4	0.0003	0.1	0.0005
3,3',4,4',5-PeCB (126)	57465-28-8	0.1	0.1	0.005
3,3',4,4',5,5'-HxCB (169)	32774-16-6	0.03	0.001	0.00005
Mono-*ortho* PCBs				
2,3,3',4,4'-PeCB (105)	32598-14-4	0.00003	0.0001	0.000005
2,3,4,4',5-PeCB (114)	74472-37-0	0.00003	0.0001	0.000005
2,3',4,4',5-PeCB (118)	31508-00-6	0.00003	0.00001	0.000005
2',3,4,4',5-PeCB (123)	65510-44-3	0.00003	0.00001	0.000005
2,3,3',4,4',5-HxCB (156)	38380-08-4	0.00003	0.0001	0.000005
2,3,3',4,4',5'-HxCB (157)	69782-90-7	0.00003	0.0001	0.000005
PCB-156/157	PCB-156/157	0.00003	0.0001	0.000005
2,3',4,4',5,5'-HxCB (167)	52663-72-6	0.00003	0.00001	0.000005
2,3,3',4,4',5,5'-HeCB (189)	39635-31-9	0.00003	0.00001	0.000005

Source: [1] Van den Berg et al., 2006; [2] Van den Berg et al., 1998

Table 51
Toxicity Equivalency Factors (TEF) and Calculation of Toxic Equivalency (TEQ) for Dioxin-Like Compounds
Phase 2 Data Evaluation Summary Memorandum
Lower Neponset River
Boston and Milton, Massachusetts

Notes:
(1) Van den Berg et al. 2006. The 2005 World Health Organization Re-evaluation of Human and Mammalian Toxicity Equivalency Factors for Dioxins and Dioxin-like Compounds. Toxicological Sciences 2006 93(2):223-241
(2) Van den Berg et al. 1998. Toxic Equivalency Factors (TEFs) for PCBs, PCDDs, PCDFs for Humans and Wildlife. Environmental Health Perspectives Volume 106, Number 12, December 1998.
Please note that the laboratory did not provide individual results for "2,3,3',4,4',5-HxCB (156)" and "2,3,3',4,4',5'-HxCB (157)", but instead provided a combined result for the "PCB-156/157" coeluter group. This combined result was used in lieu of the individual results.

Ecological Project Action Limits (PALs):

Fish and Mussel:
The ecological PALs were presented in Worksheet #15 of the Quality Assurance Project Plan and are the lowest of the tissue concentrations derived by the Oregon Department of Environmental Quality to be protective of birds and mammals consuming fish/shellfish and tissue concentrations protective of the fish, shellfish, and other aquatic organisms themselves (Oregon DEQ, 2007).
TEQ and total PCBs were not included in Worksheet #15.
The ecological PALs for TEQ and total PCBs are based on the following:

Analyte	Ecological PAL	Units	Basis
Total PCDD/F TEQ (Bird)	8	ng/kg	2,3,7,8-TCDD value protective of birds consuming fish/shellfish [Table A-3] (Oregon DEQ, 2007)
Total PCDD/F TEQ (Fish)	6.4	ng/kg	2,3,7,8-TCDD value protective of fish, shellfish, and other aquatic organisms [Table A-4] (Oregon DEQ, 2007)
Total PCDD/F TEQ (Mammal)	0.58	ng/kg	2,3,7,8-TCDD value protective of mammals consuming fish/shellfish [Table A-3] (Oregon DEQ, 2007)
PCB-TEQ (Bird)	8	ng/kg	2,3,7,8-TCDD value protective of birds consuming fish/shellfish [Table A-3] (Oregon DEQ, 2007)
PCB-TEQ (Fish)	6.4	ng/kg	2,3,7,8-TCDD value protective of fish, shellfish, and other aquatic organisms [Table A-4] (Oregon DEQ, 2007)
PCB-TEQ (Mammal)	0.58	ng/kg	2,3,7,8-TCDD value protective of mammals consuming fish/shellfish [Table A-3] (Oregon DEQ, 2007)
Total PCB Congener	35000	ng/kg	Lowest of Aroclor 1254 values protective of birds and mammals consuming fish/shellfish and values protective of fish, shellfish, and other aquatic organisms [Table A-3 & A-4] (Oregon DEQ, 2007)

Surface Water:
The ecological PALs are the lowest of the Massachusetts surface water quality standards, aquatic life criterion continuous concentration values for freshwater (MassDEP, 2022), National Recommended Water Quality Criteria aquatic life criterion continuous concentration values for freshwater (USEPA, 2024c), and USEPA Region 4 freshwater chronic screening values (USEPA, 2018).
TEQ and total PCBs were not included in Worksheet #15.
The ecological PALs for TEQ and total PCBs are based on the following:

Analyte	Ecological PAL	Units	Basis
Total PCB Congener	14000	pg/L	MA SWQS aq. (Total PCBs)
Total PCDD/F TEQ (Mammal)	0.0031	pg/L	USEPA Region 4 for 2,3,7,8-TCDD (Dioxin) (Wildlife Based)
Total PCB TEQ (Mammal)	0.0031	pg/L	USEPA Region 4 for 2,3,7,8-TCDD (Dioxin) (Wildlife Based)

Human Health Project Action Limits (PALs):

Fish:
The human health PALs were presented in Worksheet #15 of the Quality Assurance Project Plan and are the lower of the United States Environmetal Protection Agency regional screening levels calculated for fish tissue using Massachusetts Department of Environmental Protections' default fish consumption rate of 32 grams/day (MassDEP, 2008) and United States Environmetal Protection Agency Regional Screening Level Calculator default exposure assumptions and toxicity values, based on a target hazard quotient of 0.1 and a target risk level of 1E-06 (USEPA, 2024a).
TEQ and Total PCBs were not included in Worksheet #15.
The human health PALs for TEQ and total PCBs are based on the following:

Analyte	Human Health PAL	Units	Basis
Total PCDD/F TEQ (Mammal)	0.054	ng/kg	Value for 2,3,7,8-TCDD
PCB TEQ (Mammal)	0.054	ng/kg	Value for 2,3,7,8-TCDD
Total PCB Congener	3510	ng/kg	High risk value for PCBs/Aroclor 1254.

Surface Water:
The human health PALs were presented in Worksheet #15 of the Quality Assurance Project Plan and are the lower of the Massachusetts surface water quality standards, human health criteria for drinking water plus fish and shellfish consumption (MassDEP, 2022), Massachusetts maximum contaminant levels (MassDEP, 2020), National Recommended Water Quality Criteria for human health for consumption of water and organisms (USEPA, 2024d), USEPA maximum contaminant levels (USEPA, 2024b), and USEPA regional screening levels for tap water based on a target hazard quotient of 0.1 and a target risk level of 1E-06 using the November 2024 RSL table (USEPA, 2024a).
TEQ and Total PCBs were not included in Worksheet #15.
The human health PALs for TEQ and total PCBs are based on the following:

Table 51
Toxicity Equivalency Factors (TEF) and Calculation of Toxic Equivalency (TEQ) for Dioxin-Like Compounds
Phase 2 Data Evaluation Summary Memorandum
Lower Neponset River
Boston and Milton, Massachusetts

Analyte	Human Health PAL	Units	Basis
Total PCB Congener	64	pg/L	Massachusetts and National Recommended Water Quality Criterion for PCBs for human health consumption of water and organisms.
Total PCDD/F TEQ (Mammal)	0.005	pg/L	Massachusetts and National Recommended Water Quality Criterion for 2,3,7,8-TCDD for human health consumption of water and organisms.
Total PCB TEQ (Mammal)	0.005	pg/L	Massachusetts and National Recommended Water Quality Criterion for 2,3,7,8-TCDD for human health consumption of water and organisms.

Analytes:
PCB - polychlorinated biphenyl
PCDD/F - polychlorinated dibenzodioxins/furans
TAL - target analyte list
TEQ - toxic equivalency
TCL - target compound list

Units:
ng/g - nanograms per gram
pg/L - picograms per liter

Figures

Path: C:\Users\CostaD\AECOM\USEPA RAF Contracts - 60703400_F0007_Lower_Neponset_River\900_CAD_GIS\920_GIS\NB_ResultsMapping\NB_Results_Mapping\NB_Results_Mapping.aprx

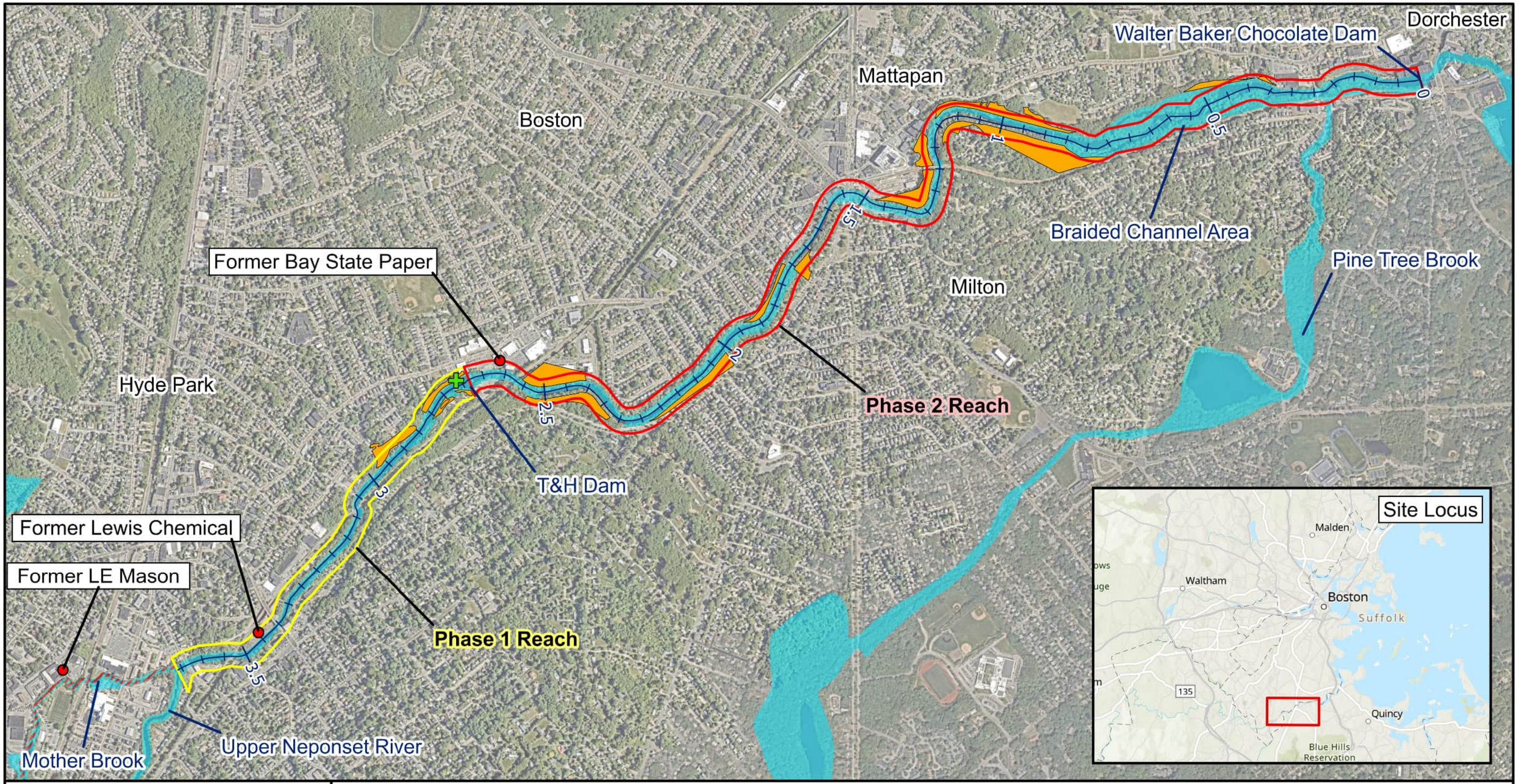

Figure 1
Site Overview
Lower Neponset River Project

AECOM

N

0 0.1 0.2 0.4
Miles

Legend

- LNR River Miles
- Phase 1 Reach (RM 3.7 - 2.7)
- Phase 2 Reach (RM 2.7 - 0.0)
- Suspected Source of PCB Contamination to the Site
- Dredge Spoil Areas (DCR, 2006)
- Phase 1 Transducer

FEMA Flood Zones

- FEMA 100 Year Flood Zone
- Regulatory Floodway

Sources: Esri, TomTom, Garmin, FAO, NOAA, USGS, © OpenStreetMap contributors, and the GIS User Community, Nearmap, Earthstar Geographics, Esri, USGS

Path: C:\Users\CostaD\AECOM\USEPA RAF Contracts - 60703400_F0007_Lower_Neponset_River\900_CAD_GIS\920_GIS\NB_Phase2_Data_Memo\NB_Phase2_Data_Memo_Figures\NB_Phase2_Data_Memo_Figures.aprx

T&H Dam

Blue Hill Ave.

Walter Baker Chocolate Dam

Mother Brook

Figure 2
Phase 2 and Depositional Area
Floodplain Soil Sample Locations
Lower Neponset River Project

AECOM

Legend

- Soil Sample Location
- LNR River Miles

0 200 400 800
Feet

Nearmap, Vantor

Path: C:\Users\CostaD\AECOM\USEPA RAF Contracts - 60703400_F0007_Lower_Neponset_River\900_CAD_GIS\920_GIS\NB_Phase2_Data_Memo\NB_Phase2_Data_Memo_Figures\NB_Phase2_Data_Memo_Figures.aprx

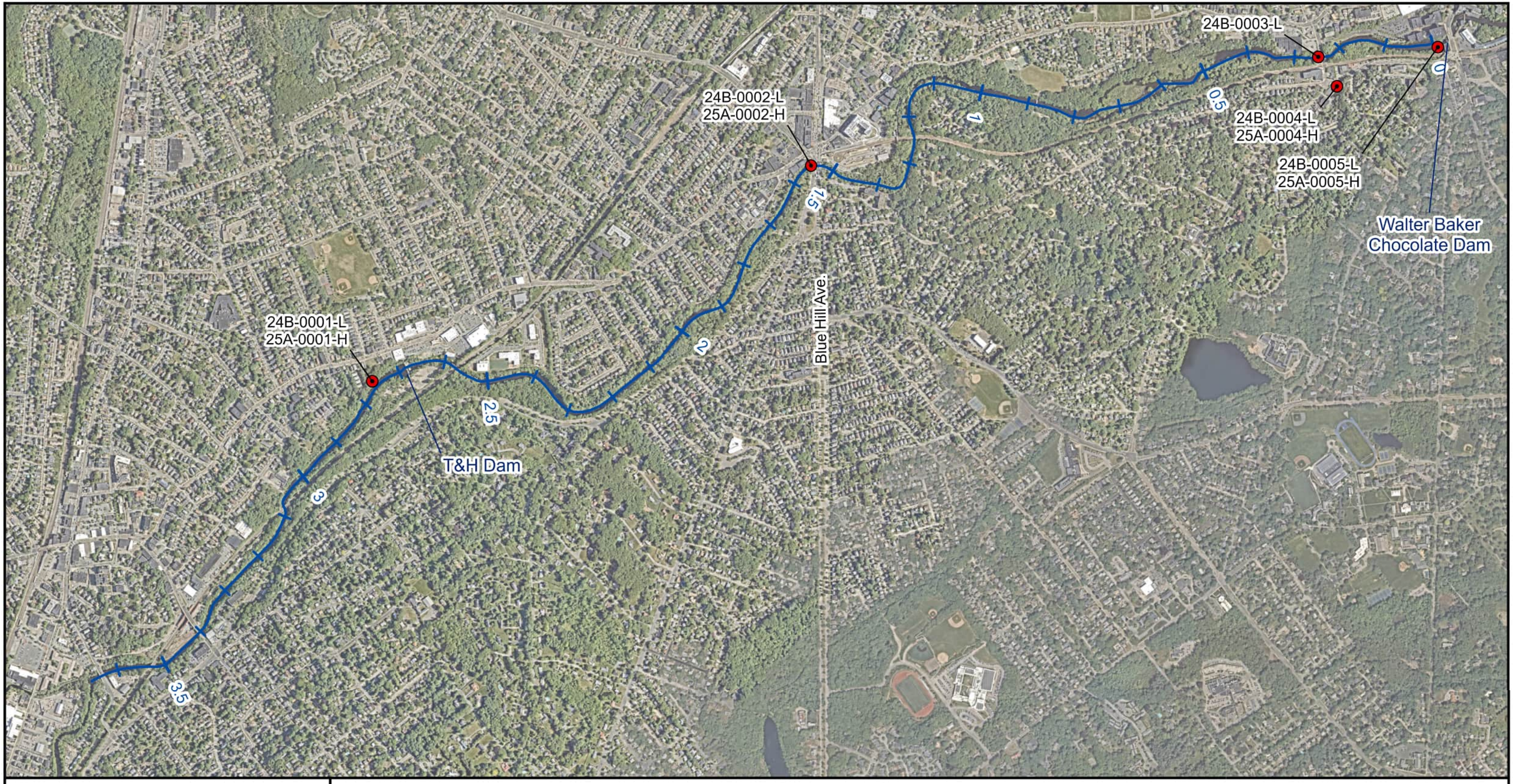

Figure 3
Phase 2 Surface Water Sample Locations
Lower Neponset River Project

AECOM

N

0 0.1 0.2 0.4
Miles

Legend

- Surface Water Sample Location
- LNR River Miles

Samples were collected under low flow conditions during the 24B event on October 30th, 2024. Samples were collected under high flow conditions at four of the five stations during the 25A event on May 10th, 2025.

Nearmap, Vantor

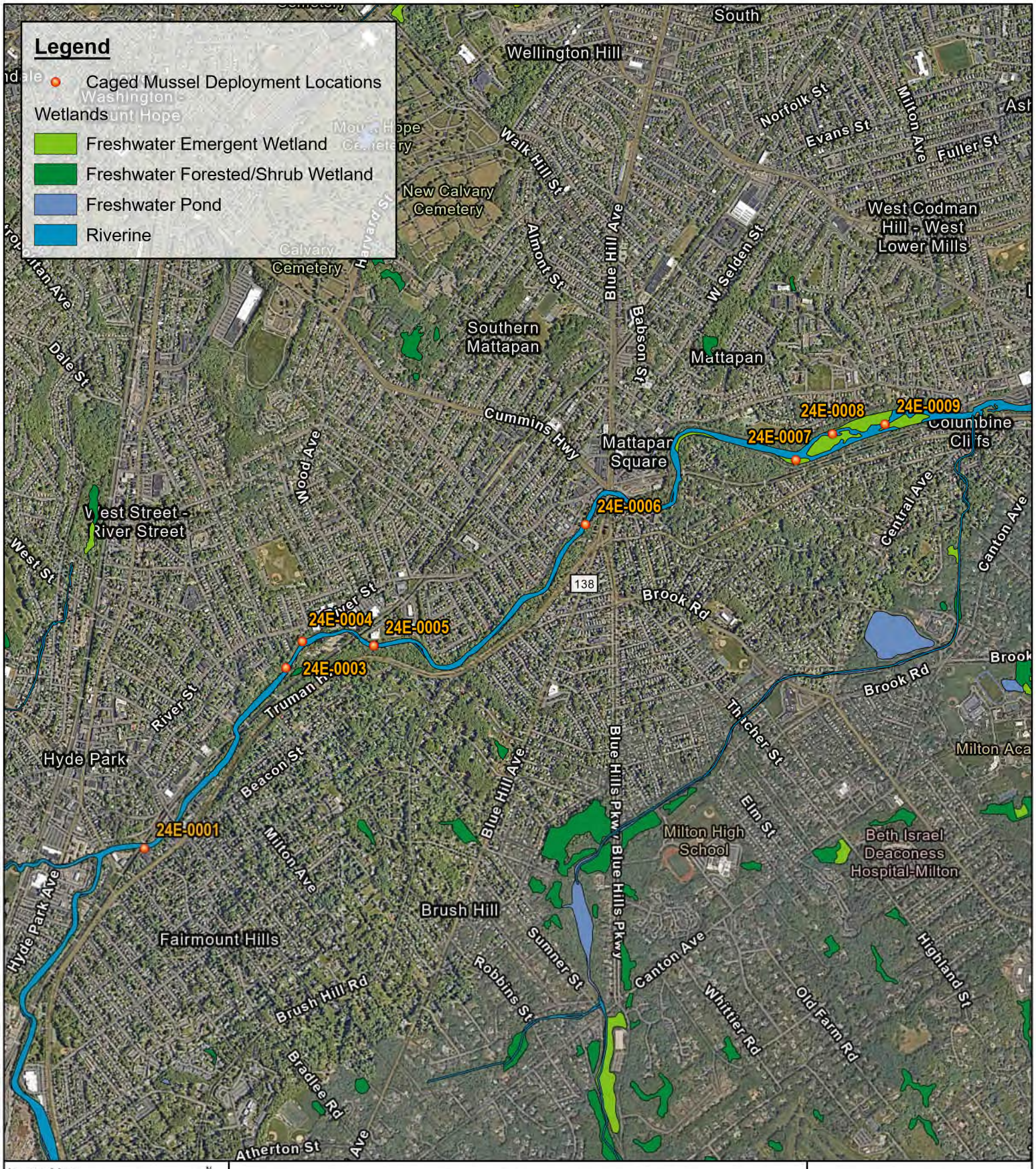

Figure 4
Caged Mussel Deployment Locations
Lower Neponset River Project

AECOM

Project #: 60703400

Path: C:\Users\CostaD\AECOM\USEPA RAF Contracts - 60703400_F0007_Lower_Neponset_River\900_CAD_GIS\920_GIS\DC_Workspace\LNR Sediment PCBs\LNR Sediment PCBs.aprx

RM 1.98-2.66

T&H Dam

First Rubble Dam

24A-0001 24A-0002 24A-0003 24A-0004 24A-0005 24A-0006 24A-0007 24A-0008 24A-0009 24A-0010 24A-0011 24A-0012 24A-0013

2.6 2.5 2.4 2.3 2.2 2.1 2

0 0.02 0.04 0.08 Miles

RM 1.25-2.0

MWRA Sewer Crossing

Start of Rapids

Third Rubble Dam

Blue Hill Ave.

24A-0014 24A-0015 24A-0016 24A-0017 24A-0018 24A-0019 24A-0020 24A-0021 24A-0022 24A-0023 24A-0024 24A-0025 24A-0026 24A-0027 24A-0028 24A-0029

1.9 1.8 1.7 1.6 1.5 1.4 1.3

0 0.03 0.05 0.1 Miles

Figure 5
Phase 2 Sediment Sample Locations
Panel 1 of 3
Lower Neponset River Project

AECOM

Legend

- LNR River Miles
- Sediment Sample Location

N

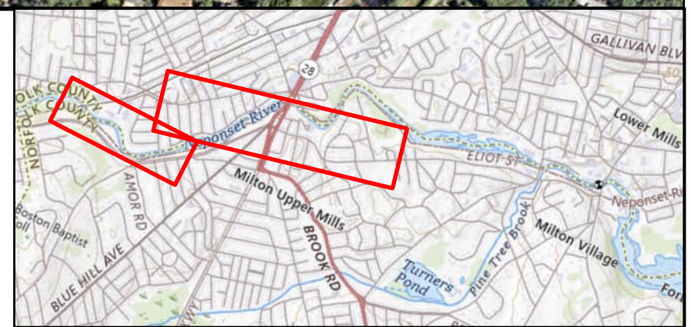

Path: C:\Users\CostaD\AECOM\USEPA RAF Contracts - 60703400_F0007_Lower_Neponset_River\900_CAD_GIS\920_GIS\DC_Workspace\LNR Sediment PCBs\LNR Sediment PCBs.aprx



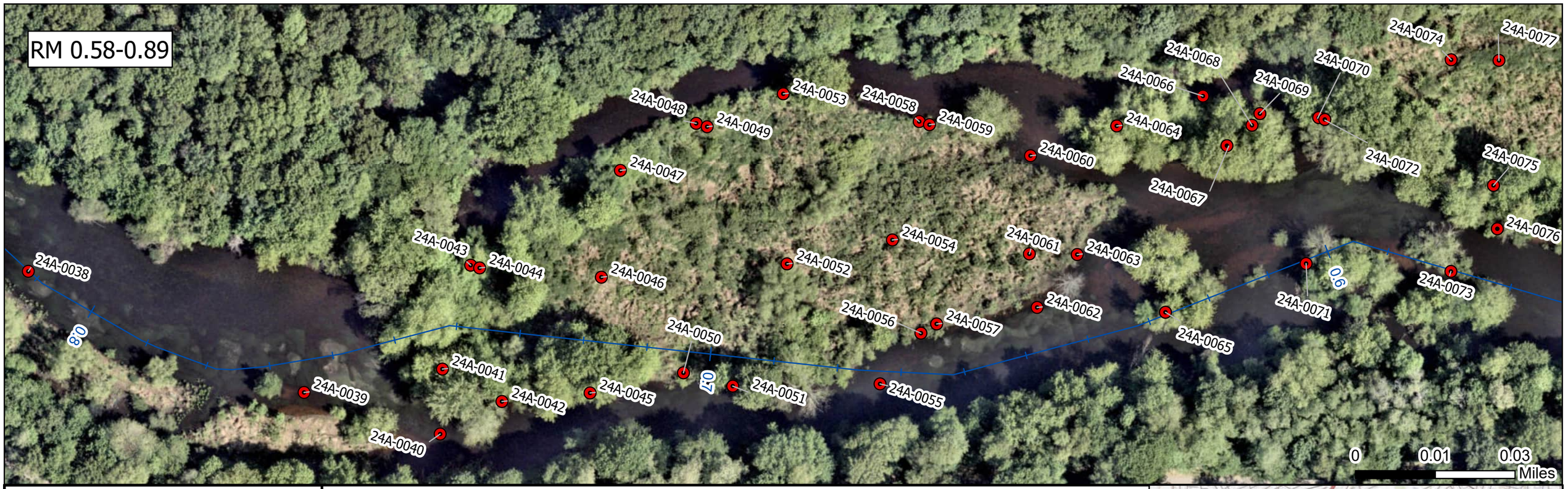

Figure 5
Phase 2 Sediment Sample Locations
Panel 2 of 3
Lower Neponset River Project

AECOM

Legend

- LNR River Miles
- Sediment Sample Location

N

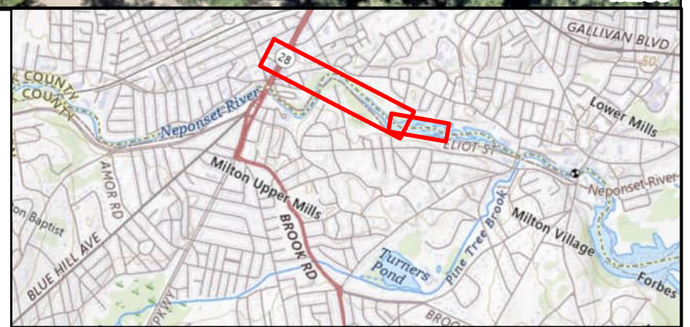

Path: C:\Users\CostaD\AECOM\USEPA RAF Contracts - 60703400_F0007_Lower_Neponset_River\900_CAD_GIS\920_GIS\DC_Workspace\LNR Sediment PCBs\LNR Sediment PCBs.aprx

RM 0.30-0.58

24A-0107 24A-0109 24A-0091 24A-0096 24A-0105 24A-0108 24A-0111 24A-0113 24A-0114 24A-0117 24A-0119 24A-0121 24A-0122 24A-0086 24A-0090 24A-0097 24A-0102 24A-0077 24A-0110 24A-0083 24A-0084 24A-0100 24A-0103 24A-0104 24A-0106 24A-0112 24A-0115 24A-0116 24A-0118 24A-0120 24A-0074 24A-0078 24A-0092 24A-0101 24A-0089 24A-0087 24A-0079 24A-0095 24A-0075 24A-0098 24A-0099 24A-0082 24A-0088 24A-0081 24A-0093 24A-0094 24A-0076 24A-0085 24A-0073 24A-0080

0.4 0.3

0 0.02 0.04 Miles

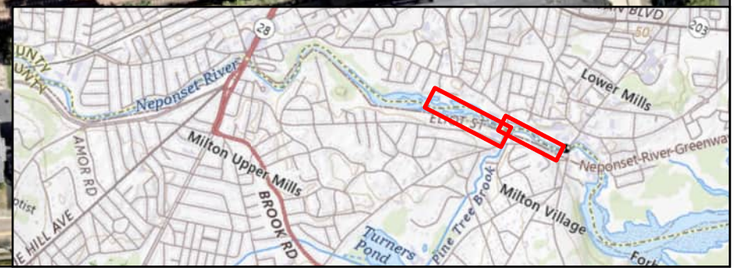

RM 0-0.30

Central Ave Bridge

Neponset Riverwalk Bridge

Walter Baker Chocolate Dam

24A-0132 24A-0133 24A-0134 24A-0136 24A-0138 24A-0130 24A-0141 24A-0143 24A-0140 24A-0129 24A-0131 24A-0135 24A-0137 24A-0139 24A-0127 24A-0128 0.2 0.1 0 24A-0125 24A-0126 24A-0142 24A-0144 24A-0122 24A-0124 24A-0119 24A-0121 24A-0123 24A-0120

0 0.01 0.03 Miles



Figure 5
Phase 2 Sediment Sample Locations
Panel 3 of 3
Lower Neponset River Project

AECOM

Legend

- LNR River Miles
- Sediment Sample Location

N

Path: C:\Users\CostaD\AECOM\USEPA RAF Contracts - 60703400_F0007_Lower_Neponset_River\900_CAD_GIS\920_GIS\DC_Workspace\LNR Pine Brook\LNR Pine Brook.aprx

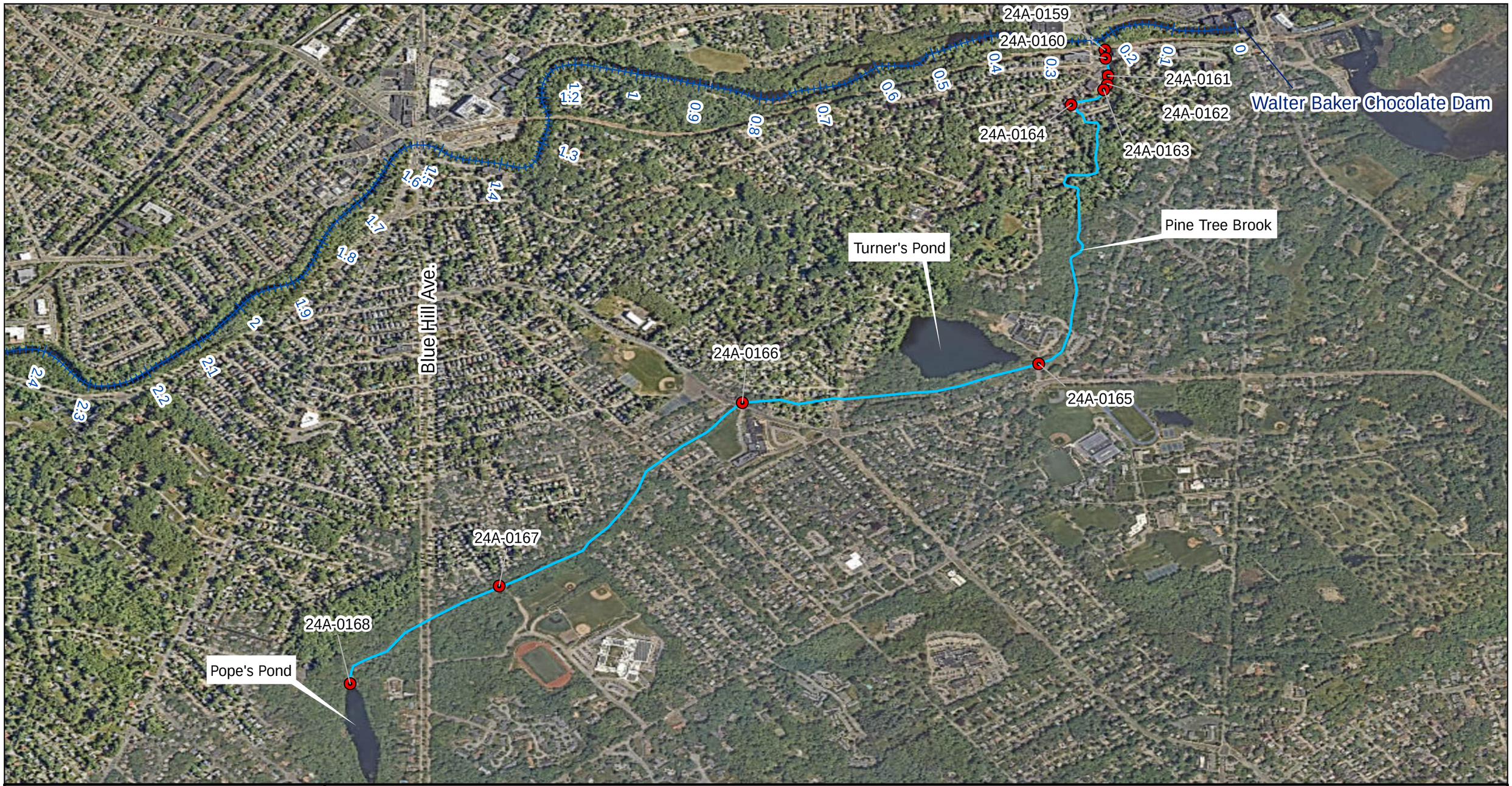

Figure 6
Pine Tree Brook Sediment Sample Locations
Lower Neponset River Project

AECOM

Nearmap, Vantor

Legend

- LNR River Miles
- Pine Tree Brook
- Pine Tree Brook Sediment Sample Locations

N

0 0.13 0.25 0.5 Miles

Path: C:\Users\CostaD\AECOM\USEPA RAF Contracts - 60703400_F0007_Lower_Neponset_River\900_CAD_GIS\920_GIS\DC_Workspace\Lower Neponset River Trot Line\Lower Neponset River Trot Line.aprx

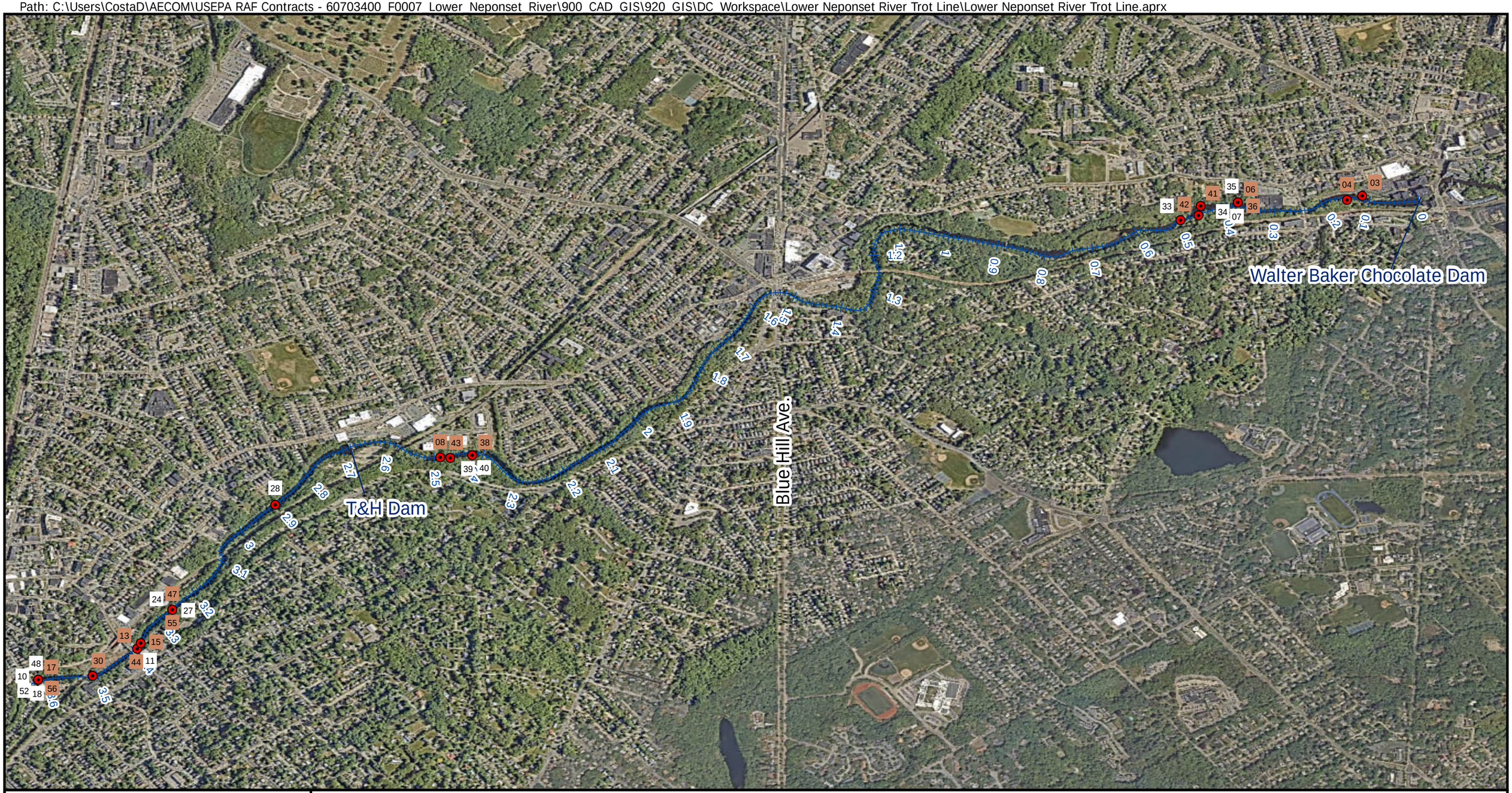

Figure 7
Fish Sampling Locations
Lower Neponset River Project

AECOM

N

0 0.13 0.25 0.5 Miles

Legend

- LNR River Miles
- Trot Line Locations
- # White Sucker
- # Brown Bullhead

Nearmap, Vantor

Path: C:\Users\BorgogniN\AECOM\USEPA RAF Contracts - 60703400_F0007_Lower_Neponset_River\900_CAD_GIS\920_GIS\NB_Phase2_Data_Memo\NB_Phase2_Data_Memo_Figures\NB_Phase2_Data_Memo_Figures.aprx

Phase 2 Reach
RM: 2.68 - 2.13

T&H Dam

24D-0098 24D-0099 24D-0100 24D-0101 24D-0103 24D-0104 24D-0105 24D-0106 24D-0107 24D-0108 24D-0109 24D-0110 24D-0111 24D-0112 24D-0113 24D-0114 24D-0115 24D-0116 24D-0117 24D-0118 24D-0119 24D-0120 24D-0121 24D-0122 24D-0123 24D-0124 24D-0125 24D-0001 24D-0002 24D-0003 24D-0004 24D-0005 24D-0006 24D-0008 24D-0009 24D-0010 24D-0011 24D-0012 24D-0013 24D-0014 24D-0015

Blue Hill Ave

2.6 2.5 2.4 2.3 2.2

N

24D-0016 24D-0017 24D-0018 24D-0019 24D-0020 24D-0021 24D-0022 24D-0023 24D-0024 24D-0025 24D-0026 24D-0027 24D-0028 24D-0029 24D-0030 24D-0031 24D-0032 24D-0126 24D-0127 24D-0128 24D-0129 24D-0130 24D-0131 24D-0132 24D-0133 24D-0134 24D-0135 24D-0136 24D-0137 24D-0138 24D-0139 24D-0140 24D-0141 24D-0142 24D-0143 24D-0144 24D-0145 24D-0146 24D-0147 24D-0148 24D-0149 24D-0150 24D-0151 24D-0218 24D-0219

2.2 2.1 2 1.9 1.8 1.7

N

Phase 2 Reach
RM: 2.14 - 1.62

Figure 8
Total PCBs in Phase 2 Floodplain Soil
Panel 1 of 3
Lower Neponset River Project

AECOM

Legend

LNR River Miles

0 75 150 300
Feet

Total PCBs Conc. (mg/kg)

- Not Detected
- < 1.00 mg/kg
- ≥ 1.00 mg/kg to < 10.0 mg/kg
- ≥ 10.0 mg/kg to < 50.0 mg/kg
- ≥ 50.0 mg/kg

Depth Interval*

- 0 ft - 1.0 ft below surface
- 1.0 ft - 2.0 ft. below surface
- 2.0 ft - 3.0 ft. below surface

*Actual sample depth intervals vary at each sample location. If only one depth is shown, a deeper sample was not obtained.



USGS The National Map: National Boundaries Dataset, 3DEP Elevation Program, Geographic Names Information System, National Hydrography Dataset, National Land Cover Database, National Structures Dataset, and National Transportation Dataset; USGS Global Ecosystems; U.S. Census Bureau TIGER/Line data; USFS Road data; Natural Earth Data; U.S. Department of State HIU; NOAA National Centers for Environmental Information. Data refreshed February, 2025., Maxar, Microsoft, Nearmap

Path: C:\Users\BorgogniN\AECOM\USEPA RAF Contracts - 60703400_F0007_Lower_Neponset_River\900_CAD_GIS\920_GIS\NB_Phase2_Data_Memo\NB_Phase2_Data_Memo_Figures\NB_Phase2_Data_Memo_Figures.aprx

Phase 2 Reach
RM: 1.46 - 1.01

24D-0033 24D-0034 24D-0035 24D-0036 24D-0037 24D-0038 24D-0039 24D-0040 24D-0041 24D-0042 24D-0043 24D-0044 24D-0045 24D-0046 24D-0047 24D-0048 24D-0049 24D-0050 24D-0051 24D-0052 24D-0053 24D-0054 24D-0055 24D-0056 24D-0152 24D-0153 24D-0154 24D-0155 24D-0156 24D-0157 24D-0158 24D-0159 24D-0160 24D-0161 24D-0162

1.4 1.3 1.2 1.1

Note: The sample from the C interval at location 24D-0068 arrived at the laboratory with broken glassware. A sample was collected from the C interval in the vicnity of location 24D-0068 at location 24D-1068.

24D-0057 24D-0058 24D-0059 24D-0060 24D-0061 24D-0062 24D-0063 24D-0064 24D-0065 24D-0066 24D-0067 24D-0068 24D-1068 24D-0069 24D-0070 24D-0071 24D-0072 24D-0073 24D-0074 24D-0075 24D-0076 24D-0077 24D-0078 24D-0079 24D-0082 24D-0163 24D-0164 24D-0165 24D-0166 24D-0167 24D-0168 24D-0169 24D-0170 24D-0171 24D-0172 24D-0173 24D-0174 24D-0175 24D-0176 24D-0177 24D-0178 24D-0179 24D-0180 24D-0181 24D-0182 24D-0183 24D-0184 24D-0185 24D-0186 24D-0187 24D-0188 24D-0189 24D-0190 24D-0191

0.0 0.5 0.6 0.7 0.8

Phase 2 Reach
RM: 1.01 - 0.48

Figure 8
Total PCBs in Phase 2 Floodplain Soil
Panel 2 of 3
Lower Neponset River Project

AECOM

Legend

LNR River Miles

0 75 150 300
Feet

Total PCBs Conc. (mg/kg)

- Not Detected
- < 1.00 mg/kg
- ≥ 1.00 mg/kg to < 10.0 mg/kg
- ≥ 10.0 mg/kg to < 50.0 mg/kg
- ≥ 50.0 mg/kg

Depth Interval*

- 0 ft - 1.0 ft below surface
- 1.0 ft - 2.0 ft. below surface
- 2.0 ft - 3.0 ft. below surface

*Actual sample depth intervals vary at each sample location. If only one depth is shown, a deeper sample was not obtained.



USGS The National Map: National Boundaries Dataset, 3DEP Elevation Program, Geographic Names Information System, National Hydrography Dataset, National Land Cover Database, National Structures Dataset, and National Transportation Dataset; USGS Global Ecosystems; U.S. Census Bureau TIGER/Line data; USFS Road data; Natural Earth Data; U.S. Department of State HIU; NOAA National Centers for Environmental Information. Data refreshed February, 2025., Maxar, Microsoft, Nearmap

Path: C:\Users\CostaD\AECOM\USEPA RAF Contracts - 60703400_F0007_Lower_Neponset_River\900_CAD_GIS\920_GIS\NB_Phase2_Data_Memo\NB_Phase2_Data_Memo_Figures\NB_Phase2_Data_Memo_Figures.aprx



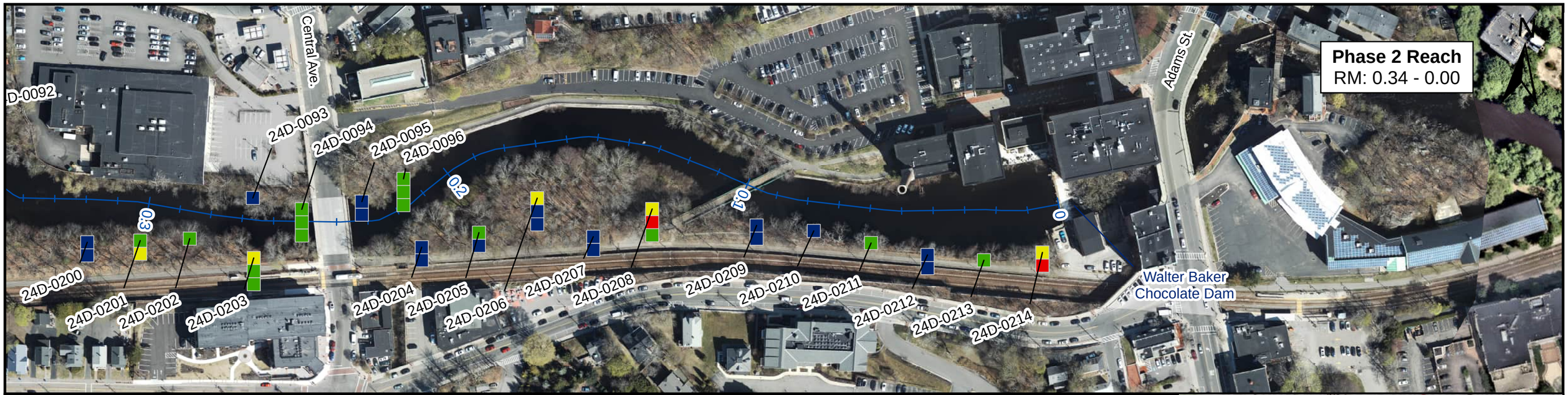

Figure 8
Total PCBs in Phase 2 Floodplain Soil
Panel 3 of 3
Lower Neponset River Project

AECOM

Legend

— LNR River Miles

0 75 150 300
Feet

Total PCBs Conc. (mg/kg)

- Not Detected
- < 1.00 mg/kg
- ≥ 1.00 mg/kg to < 10.0 mg/kg
- ≥ 10.0 mg/kg to < 50.0 mg/kg
- ≥ 50.0 mg/kg

Depth Interval*

- 0 ft - 1.0 ft below surface
- 1.0 ft - 2.0 ft. below surface
- 2.0 ft - 3.0 ft. below surface

*Actual sample depth intervals vary at each sample location. If only one depth is shown, a deeper sample was not obtained.



USGS The National Map: National Boundaries Dataset, 3DEP Elevation Program, Geographic Names Information System, National Hydrography Dataset, National Land Cover Database, National Structures Dataset, and National Transportation Dataset; USGS Global Ecosystems; U.S. Census Bureau TIGER/Line data; USFS Road data; Natural Earth Data; U.S. Department of State HIU; NOAA National Centers for Environmental Information. Data refreshed October 27, 2025., Nearmap, Vantor

Path: C:\Users\BorgogniN\AECOM\USEPA RAF Contracts - 60703400_F0007_Lower_Neponset_River\900_CAD_GIS\920_GIS\NB_Phase2_Data_Memo\NB_Phase2_Data_Memo_Figures\NB_Phase2_Data_Memo_Figures.aprx



Figure 9
Total PCBs in Depositional Area Soil
Lower Neponset River Project

AECOM

Legend

— LNR River Miles

0 20 40 80
Feet

Total PCBs Conc. (mg/kg)

- Not Detected
- < 1.00 mg/kg
- ≥ 1.00 mg/kg to < 10.0 mg/kg
- ≥ 10.0 mg/kg to < 50.0 mg/kg
- ≥ 50.0 mg/kg

Depth Interval*

- 0 ft - 1.0 ft below surface
- 1.0 ft - 2.0 ft. below surface
- 2.0 ft - 3.0 ft. below surface

*Actual sample depth intervals vary at each sample location. If only one depth is shown, a deeper sample was not obtained.

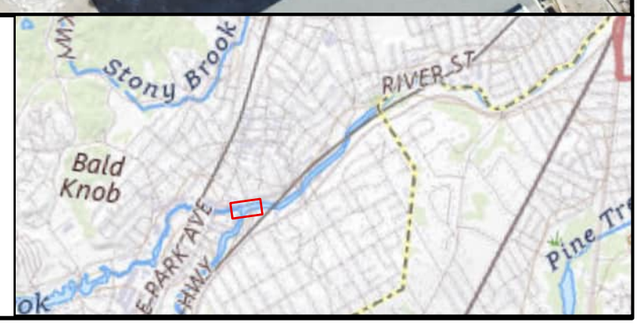

USGS The National Map: National Boundaries Dataset, 3DEP Elevation Program, Geographic Names Information System, National Hydrography Dataset, National Land Cover Database, National Structures Dataset, and National Transportation Dataset; USGS Global Ecosystems; U.S. Census Bureau TIGER/Line data; USFS Road data; Natural Earth Data; U.S. Department of State HIU; NOAA National Centers for Environmental Information. Data refreshed February, 2025., Maxar, Microsoft, Nearmap



Figure 10
Total PCBs in Phase 2 Floodplain Soil and Distance to Floodplain and OHWM
Lower Neponset River Project
Panel 1 of 13

AECOM

0 25 50 100
Feet

Legend

- 100 Year Floodplain (FEMA)
- LNR River Miles
- 1 ft Elevation Contour (LiDAR)
- Ordinary High Water Mark (2024 Wetland Survey)
- Wetland Flag Location (2024 Wetland Survey)

Total PCBs Conc. (mg/kg)

- Not Detected
- < 1.00 mg/kg
- ≥ 1.00 mg/kg to < 10.0 mg/kg
- ≥ 10.0 mg/kg to < 50.0 mg/kg
- ≥ 50.0 mg/kg

Actual sample depth intervals vary at each sample location. If only one depth is shown, a deeper sample was not obtained.

There are three areas along the south bank of the Phase 2 reach that were not included in the floodplain study conducted by FEMA. Distance between the floodplain and sample locations are listed as N/A in these areas.

OHWM flags were not established in a few areas of the Phase 2 reach due to access constraints and/or safety concerns. The distance between the OHWM and sample location is listed as N/A in these areas.

USGS The National Map: National Boundaries Dataset, 3DEP Elevation Program, Geographic Names Information System, National Hydrography Dataset, National Land Cover Database, National Structures Dataset, and National Transportation Dataset; USGS Global Ecosystems; U.S. Census Bureau TIGER/Line data; USFS Road data; Natural Earth Data; U.S. Department of State HIU; NOAA National Centers for Environmental Information. Data refreshed October 27, 2025.

Path: C:\Users\BorgogniN\AECOM\USEPA RAF Contracts - 60703400_F0007_Lower_Neponset_River\900_CAD_GIS\920_GIS\Phase2_Floodplain_Samples\APRX\Phase2_Samples_In_Floodplain_NB.aprx



Figure 10
Total PCBs in Phase 2 Floodplain Soil and Distance to Floodplain and OHWM
Lower Neponset River Project
Panel 2 of 13

AECOM

N

0 25 50 100
Feet

Legend

- 100 Year Floodplain (FEMA)
- LNR River Miles
- 1 ft Elevation Contour (LiDAR)
- Ordinary High Water Mark (2024 Wetland Survey)
- Wetland Flag Location (2024 Wetland Survey)

Total PCBs Conc. (mg/kg)

- Not Detected
- < 1.00 mg/kg
- ≥ 1.00 mg/kg to < 10.0 mg/kg
- ≥ 10.0 mg/kg to < 50.0 mg/kg
- ≥ 50.0 mg/kg

Actual sample depth intervals vary at each sample location. If only one depth is shown, a deeper sample was not obtained.

There are three areas along the south bank of the Phase 2 reach that were not included in the floodplain study conducted by FEMA. Distance between the floodplain and sample locations are listed as N/A in these areas.

OHWM flags were not established in a few areas of the Phase 2 reach due to access constraints and/or safety concerns. The distance between the OHWM and sample location is listed as N/A in these areas.

USGS The National Map: National Boundaries Dataset, 3DEP Elevation Program, Geographic Names Information System, National Hydrography Dataset, National Land

Path: C:\Users\BorgogniN\AECOM\USEPA RAF Contracts - 60703400_F0007_Lower_Neponset_River\900_CAD_GIS\920_GIS\Phase2_Floodplain_Samples\APRX\Phase2_Samples_In_Floodplain_NB.aprx

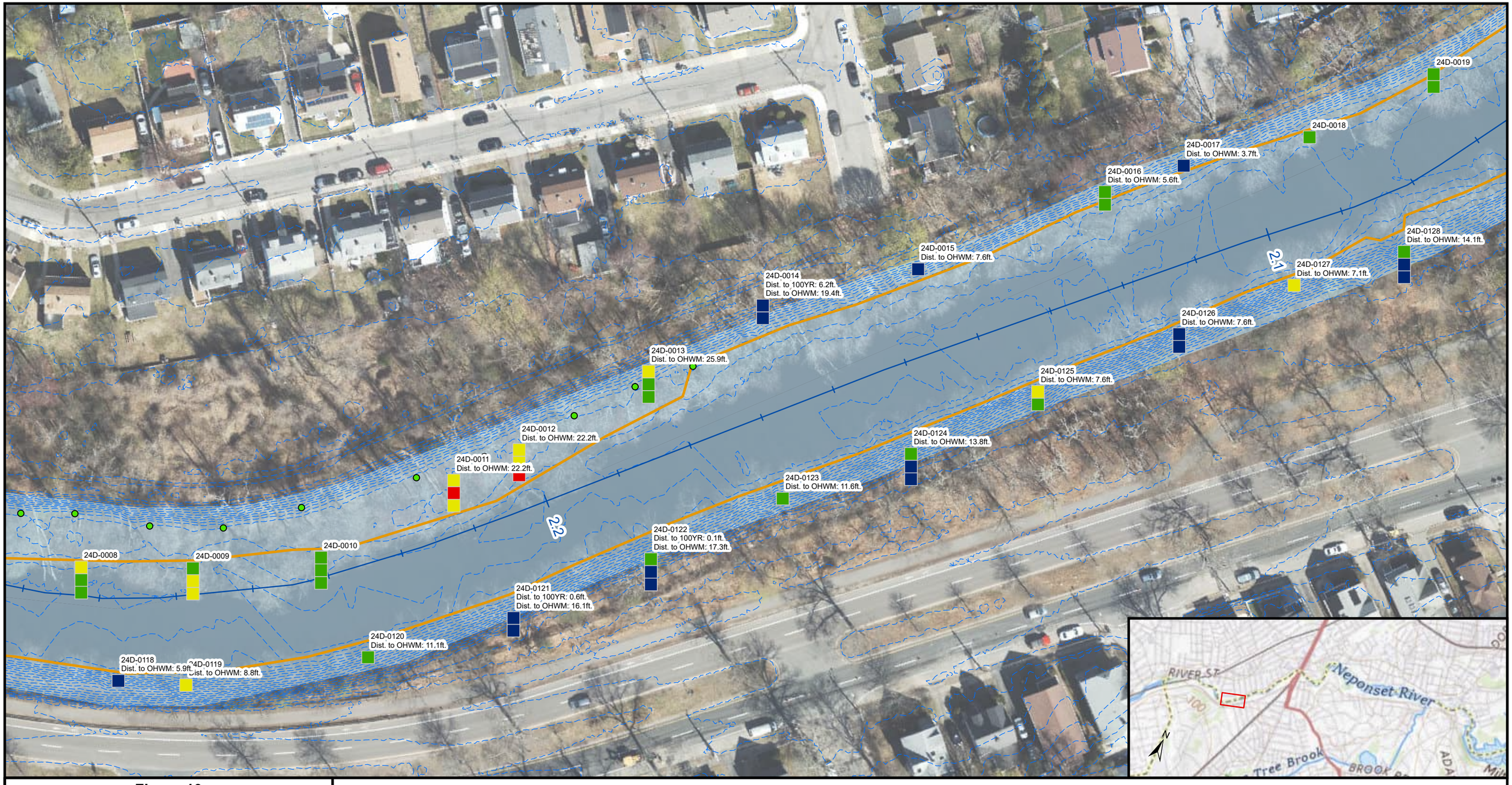

Figure 10
Total PCBs in Phase 2 Floodplain Soil and Distance to Floodplain and OHWM
Lower Neponset River Project
Panel 3 of 13

AECOM

N

0 25 50 100
Feet

Legend

- 100 Year Floodplain (FEMA)
- LNR River Miles
- 1 ft Elevation Contour (LiDAR)
- Ordinary High Water Mark (2024 Wetland Survey)
- Wetland Flag Location (2024 Wetland Survey)

Total PCBs Conc. (mg/kg)

- Not Detected
- < 1.00 mg/kg
- ≥ 1.00 mg/kg to < 10.0 mg/kg
- ≥ 10.0 mg/kg to < 50.0 mg/kg
- ≥ 50.0 mg/kg

Actual sample depth intervals vary at each sample location. If only one depth is shown, a deeper sample was not obtained.

There are three areas along the south bank of the Phase 2 reach that were not included in the floodplain study conducted by FEMA. Distance between the floodplain and sample locations are listed as N/A in these areas.

OHWM flags were not established in a few areas of the Phase 2 reach due to access constraints and/or safety concerns. The distance between the OHWM and sample location is listed as N/A in these areas.

USGS The National Map: National Boundaries Dataset, 3DEP Elevation Program, Geographic Names Information System, National Hydrography Dataset, National Land

Path: C:\Users\BorgogniN\AECOM\USEPA RAF Contracts - 60703400_F0007_Lower_Neponset_River\900_CAD_GIS\920_GIS\Phase2_Floodplain_Samples\APRX\Phase2_Samples_In_Floodplain_NB.aprx

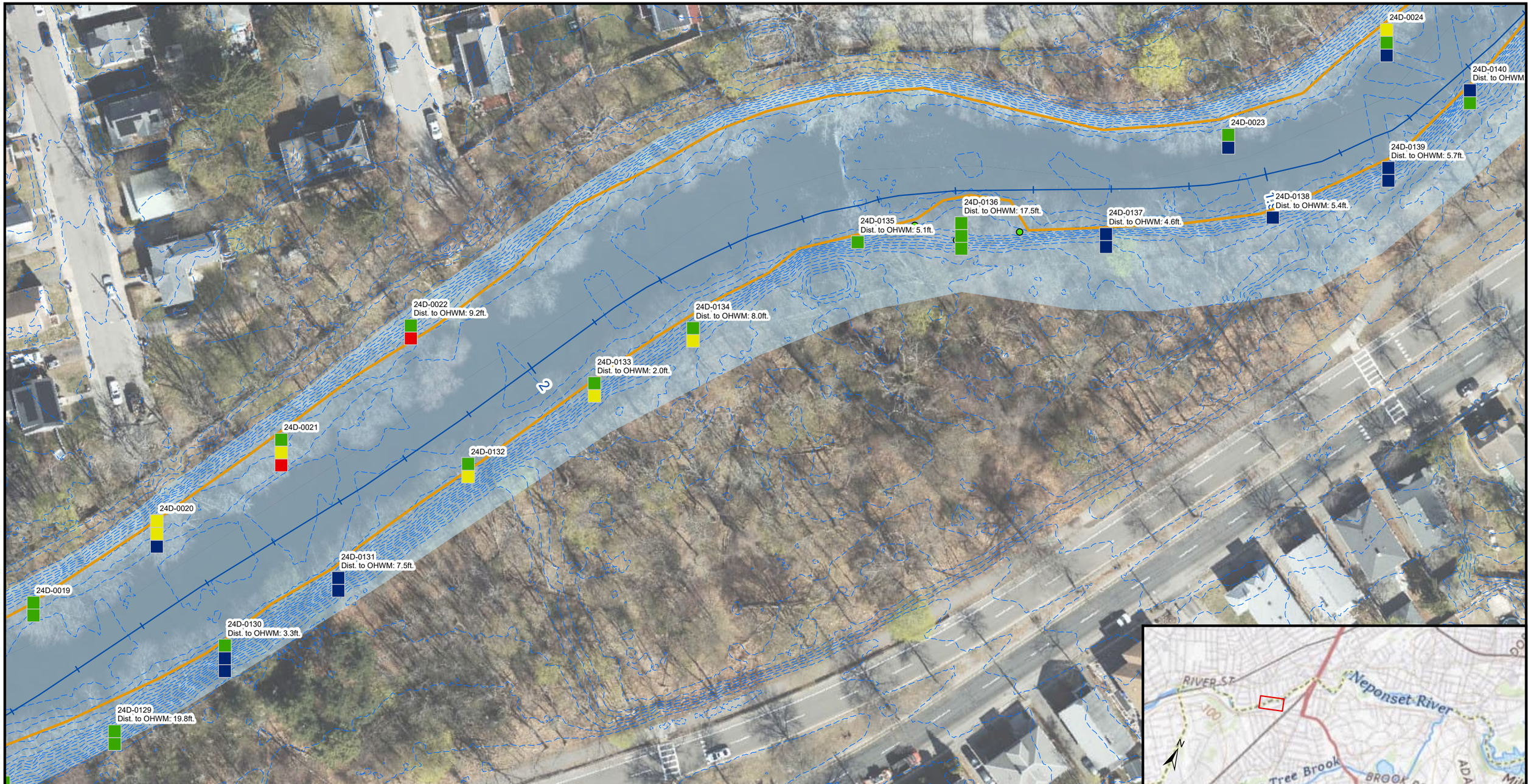

Figure 10
Total PCBs in Phase 2 Floodplain Soil and Distance to Floodplain and OHWM
Lower Neponset River Project
Panel 4 of 13

AECOM

N

0 25 50 100
Feet

Legend

- 100 Year Floodplain (FEMA)
- LNR River Miles
- 1 ft Elevation Contour (LiDAR)
- Ordinary High Water Mark (2024 Wetland Survey)
- Wetland Flag Location (2024 Wetland Survey)

Total PCBs Conc. (mg/kg)

- Not Detected
- < 1.00 mg/kg
- ≥ 1.00 mg/kg to < 10.0 mg/kg
- ≥ 10.0 mg/kg to < 50.0 mg/kg
- ≥ 50.0 mg/kg

Actual sample depth intervals vary at each sample location. If only one depth is shown, a deeper sample was not obtained.

There are three areas along the south bank of the Phase 2 reach that were not included in the floodplain study conducted by FEMA. Distance between the floodplain and sample locations are listed as N/A in these areas.

OHWM flags were not established in a few areas of the Phase 2 reach due to access constraints and/or safety concerns. The distance between the OHWM and sample location is listed as N/A in these areas.

USGS The National Map: National Boundaries Dataset, 3DEP Elevation Program, Geographic Names Information System, National Hydrography Dataset, National Land

Path: C:\Users\BorgogniN\AECOM\USEPA RAF Contracts - 60703400_F0007_Lower_Neponset_River\900_CAD_GIS\920_GIS\Phase2_Floodplain_Samples\APRX\Phase2_Samples_In_Floodplain_NB.aprx

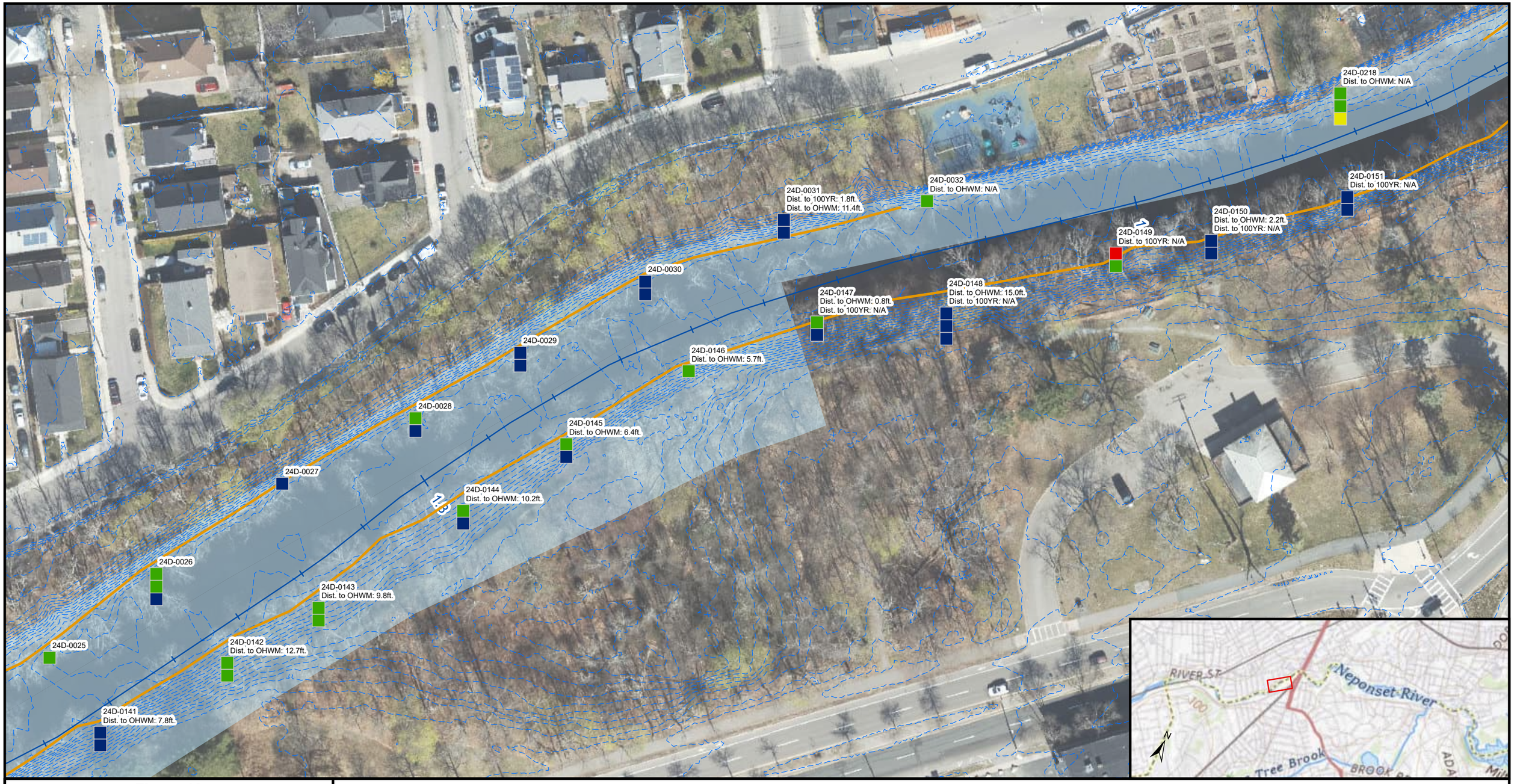

Figure 10
Total PCBs in Phase 2 Floodplain Soil and Distance to Floodplain and OHWM
Lower Neponset River Project
Panel 5 of 13

AECOM

0 25 50 100
Feet

Legend

- 100 Year Floodplain (FEMA)
- LNR River Miles
- 1 ft Elevation Contour (LiDAR)
- Ordinary High Water Mark (2024 Wetland Survey)
- Wetland Flag Location (2024 Wetland Survey)

Total PCBs Conc. (mg/kg)

- Not Detected
- < 1.00 mg/kg
- ≥ 1.00 mg/kg to < 10.0 mg/kg
- ≥ 10.0 mg/kg to < 50.0 mg/kg
- ≥ 50.0 mg/kg

Actual sample depth intervals vary at each sample location. If only one depth is shown, a deeper sample was not obtained.

There are three areas along the south bank of the Phase 2 reach that were not included in the floodplain study conducted by FEMA. Distance between the floodplain and sample locations are listed as N/A in these areas.

OHWM flags were not established in a few areas of the Phase 2 reach due to access constraints and/or safety concerns. The distance between the OHWM and sample location is listed as N/A in these areas.

USGS The National Map: National Boundaries Dataset, 3DEP Elevation Program, Geographic Names Information System, National Hydrography Dataset, National Land

Path: C:\Users\BorgogniN\AECOM\USEPA RAF Contracts - 60703400_F0007_Lower_Neponset_River\900_CAD_GIS\920_GIS\Phase2_Floodplain_Samples\APRX\Phase2_Samples_In_Floodplain_NB.aprx

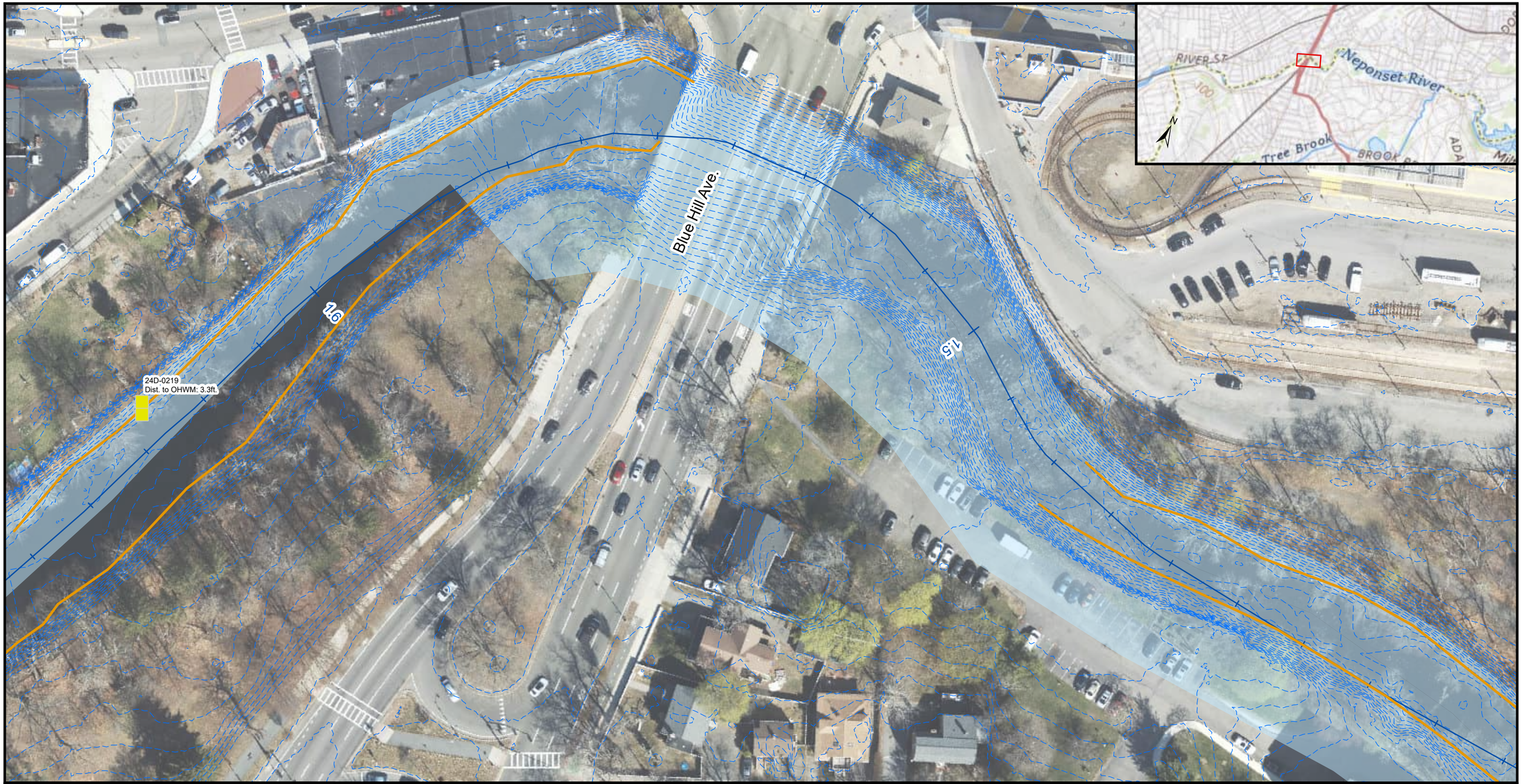

Figure 10
Total PCBs in Phase 2 Floodplain Soil and Distance to Floodplain and OHWM
Lower Neponset River Project
Panel 6 of 13

AECOM

N

0 25 50 100
Feet

Legend

- 100 Year Floodplain (FEMA)
- LNR River Miles
- 1 ft Elevation Contour (LiDAR)
- Ordinary High Water Mark (2024 Wetland Survey)
- Wetland Flag Location (2024 Wetland Survey)

Total PCBs Conc. (mg/kg)

- Not Detected
- < 1.00 mg/kg
- ≥ 1.00 mg/kg to < 10.0 mg/kg
- ≥ 10.0 mg/kg to < 50.0 mg/kg
- ≥ 50.0 mg/kg

Actual sample depth intervals vary at each sample location. If only one depth is shown, a deeper sample was not obtained.

There are three areas along the south bank of the Phase 2 reach that were not included in the floodplain study conducted by FEMA. Distance between the floodplain and sample locations are listed as N/A in these areas.

OHWM flags were not established in a few areas of the Phase 2 reach due to access constraints and/or safety concerns. The distance between the OHWM and sample location is listed as N/A in these areas.

USGS The National Map: National Boundaries Dataset, 3DEP Elevation Program, Geographic Names Information System, National Hydrography Dataset, National Land

Path: C:\Users\BorgogniN\AECOM\USEPA RAF Contracts - 60703400_F0007_Lower_Neponset_River\900_CAD_GIS\920_GIS\Phase2_Floodplain_Samples\APRX\Phase2_Samples_In_Floodplain_NB.aprx

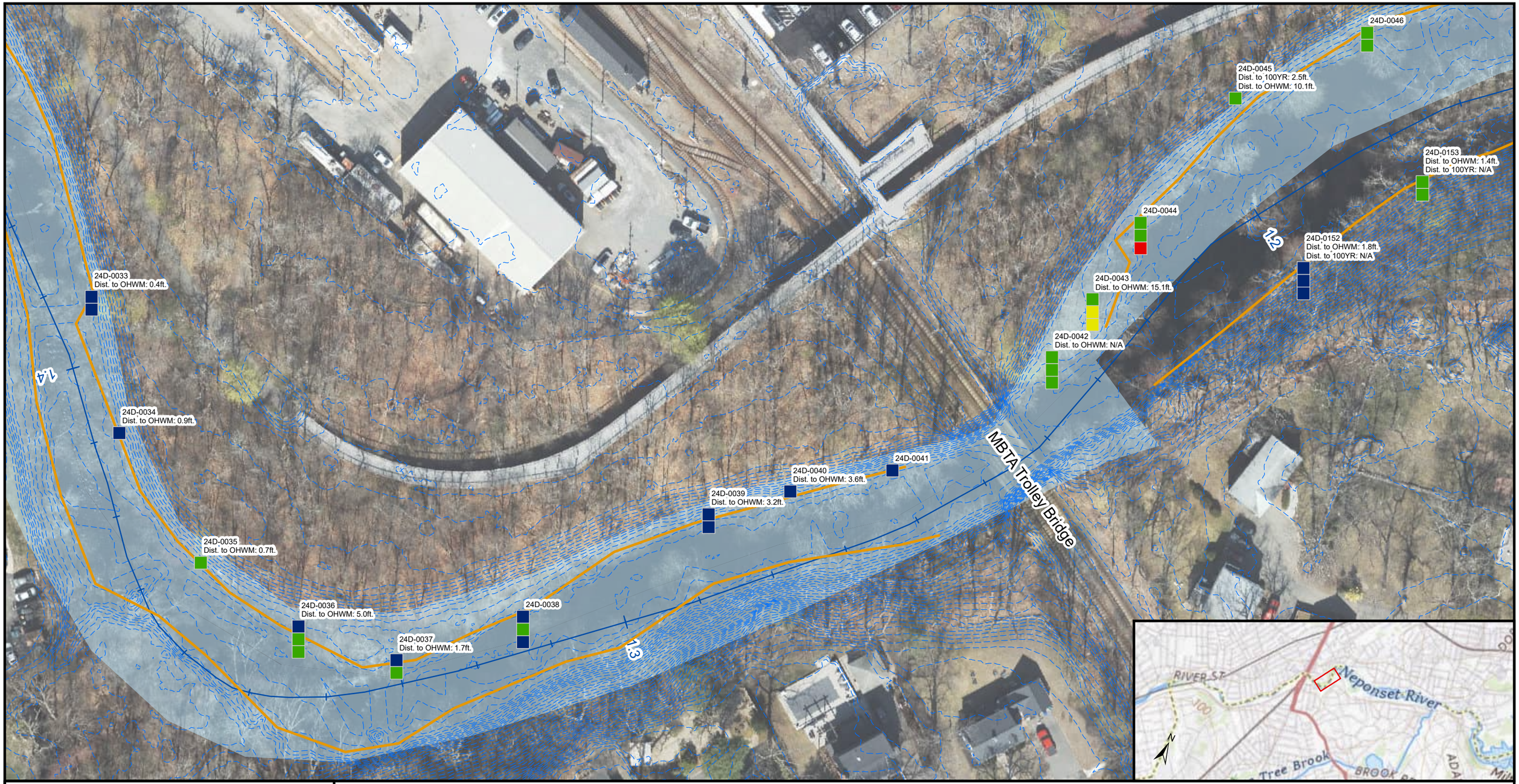

Figure 10
Total PCBs in Phase 2 Floodplain Soil and Distance to Floodplain and OHWM
Lower Neponset River Project
Panel 7 of 13

AECOM

0 25 50 100
Feet

Legend

- 100 Year Floodplain (FEMA)
- 1 ft Elevation Contour (LiDAR)
- Ordinary High Water Mark (2024 Wetland Survey)
- Wetland Flag Location (2024 Wetland Survey)

Total PCBs Conc. (mg/kg)

- Not Detected
- < 1.00 mg/kg
- ≥ 1.00 mg/kg to < 10.0 mg/kg
- ≥ 10.0 mg/kg to < 50.0 mg/kg
- ≥ 50.0 mg/kg

Actual sample depth intervals vary at each sample location. If only one depth is shown, a deeper sample was not obtained.

There are three areas along the south bank of the Phase 2 reach that were not included in the floodplain study conducted by FEMA. Distance between the floodplain and sample locations are listed as N/A in these areas.

OHWM flags were not established in a few areas of the Phase 2 reach due to access constraints and/or safety concerns. The distance between the OHWM and sample location is listed as N/A in these areas.

USGS The National Map: National Boundaries Dataset, 3DEP Elevation Program, Geographic Names Information System, National Hydrography Dataset, National Land

Path: C:\Users\BorgogniN\AECOM\USEPA RAF Contracts - 60703400_F0007_Lower_Neponset_River\900_CAD_GIS\920_GIS\Phase2_Floodplain_Samples\APRX\Phase2_Samples_In_Floodplain_NB.aprx

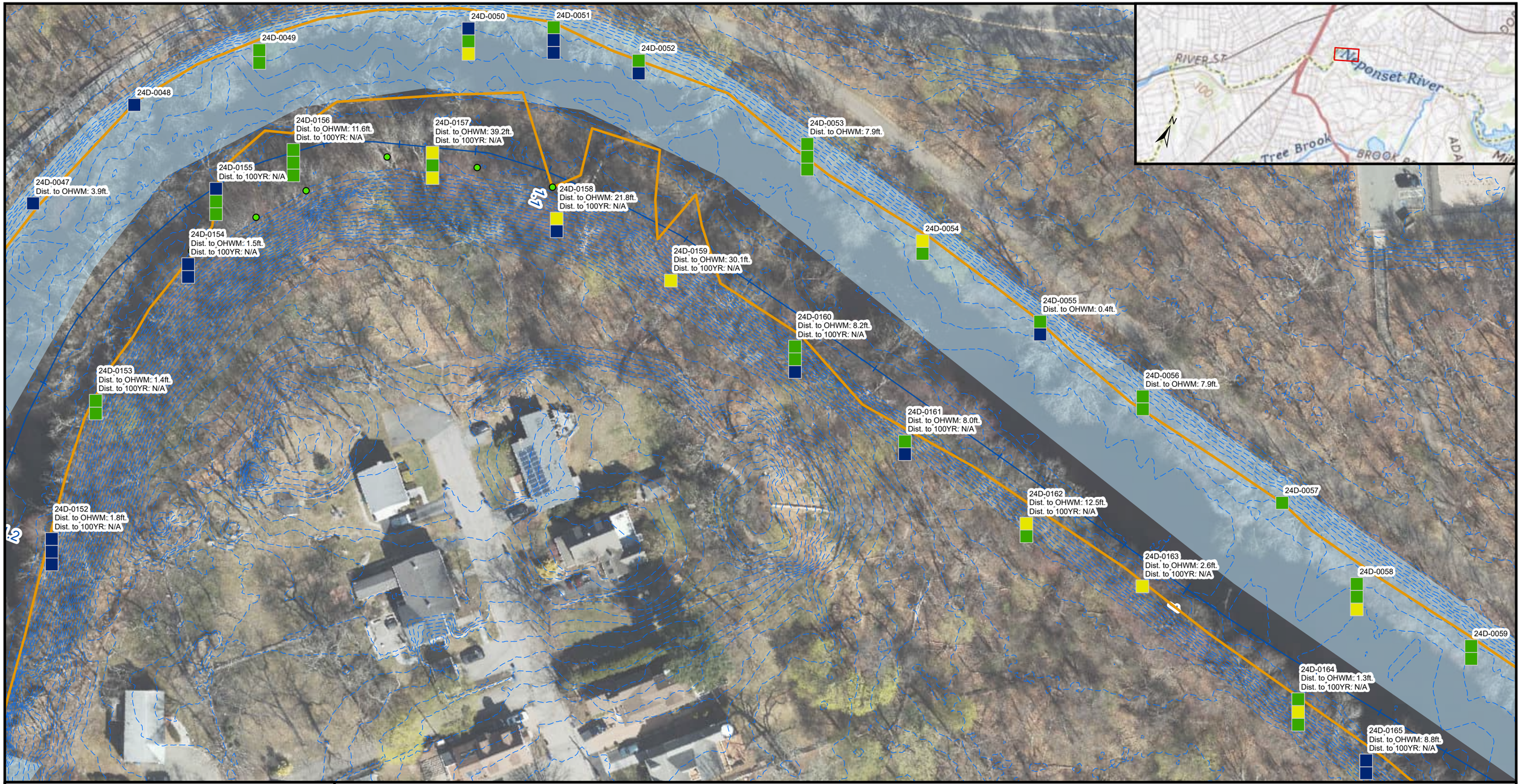

Figure 10
Total PCBs in Phase 2 Floodplain Soil and Distance to Floodplain and OHWM
Lower Neponset River Project
Panel 8 of 13

AECOM

N

0 25 50 100
Feet

Legend

- 100 Year Floodplain (FEMA)
- 1 ft Elevation Contour (LiDAR)
- Ordinary High Water Mark (2024 Wetland Survey)
- Wetland Flag Location (2024 Wetland Survey)

Total PCBs Conc. (mg/kg)

- Not Detected
- < 1.00 mg/kg
- ≥ 1.00 mg/kg to < 10.0 mg/kg
- ≥ 10.0 mg/kg to < 50.0 mg/kg
- ≥ 50.0 mg/kg

Actual sample depth intervals vary at each sample location. If only one depth is shown, a deeper sample was not obtained.

There are three areas along the south bank of the Phase 2 reach that were not included in the floodplain study conducted by FEMA. Distance between the floodplain and sample locations are listed as N/A in these areas.

OHWM flags were not established in a few areas of the Phase 2 reach due to access constraints and/or safety concerns. The distance between the OHWM and sample location is listed as N/A in these areas.

USGS The National Map: National Boundaries Dataset, 3DEP Elevation Program, Geographic Names Information System, National Hydrography Dataset, National Land

Path: C:\Users\BorgogniN\AECOM\USEPA RAF Contracts - 60703400_F0007_Lower_Neponset_River\900_CAD_GIS\920_GIS\Phase2_Floodplain_Samples\APRX\Phase2_Samples_In_Floodplain_NB.aprx

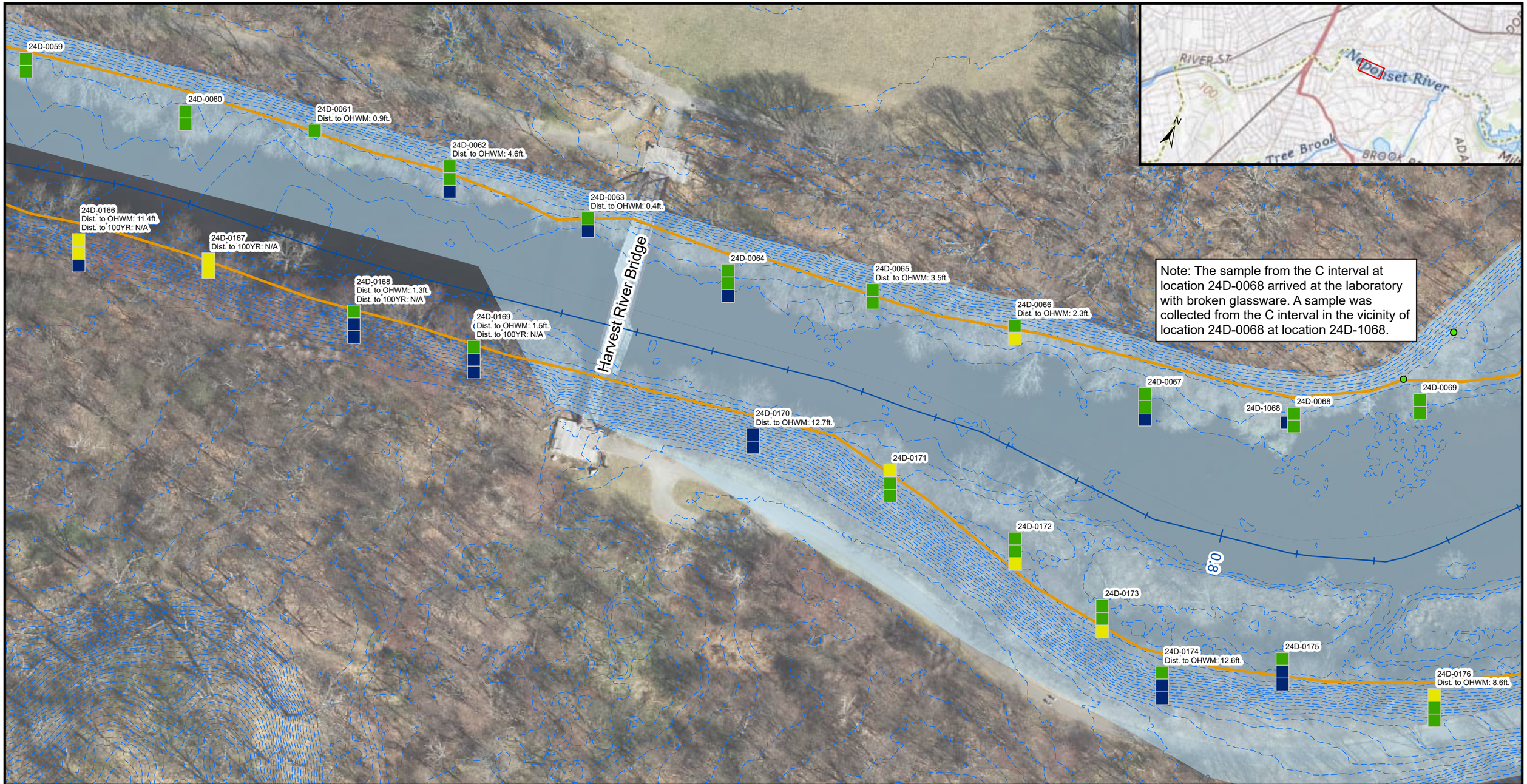

Note: The sample from the C interval at location 24D-0068 arrived at the laboratory with broken glassware. A sample was collected from the C interval in the vicinity of location 24D-0068 at location 24D-1068.

Figure 10
Total PCBs in Phase 2 Floodplain Soil and Distance to Floodplain and OHWM
Lower Neponset River Project
Panel 9 of 13

AECOM

N

0 25 50 100
Feet

Legend

- 100 Year Floodplain (FEMA)
- LNR River Miles
- 1 ft Elevation Contour (LiDAR)
- Ordinary High Water Mark (2024 Wetland Survey)
- Wetland Flag Location (2024 Wetland Survey)

Total PCBs Conc. (mg/kg)

- Not Detected
- < 1.00 mg/kg
- ≥ 1.00 mg/kg to < 10.0 mg/kg
- ≥ 10.0 mg/kg to < 50.0 mg/kg
- ≥ 50.0 mg/kg

Actual sample depth intervals vary at each sample location. If only one depth is shown, a deeper sample was not obtained.

There are three areas along the south bank of the Phase 2 reach that were not included in the floodplain study conducted by FEMA. Distance between the floodplain and sample locations are listed as N/A in these areas.

OHWM flags were not established in a few areas of the Phase 2 reach due to access constraints and/or safety concerns. The distance between the OHWM and sample location is listed as N/A in these areas.

USGS The National Map: National Boundaries Dataset, 3DEP Elevation Program, Geographic Names Information System, National Hydrography Dataset, National Land

Path: C:\Users\BorgogniN\AECOM\USEPA RAF Contracts - 60703400_F0007_Lower_Neponset_River\900_CAD_GIS\920_GIS\Phase2_Floodplain_Samples\APRX\Phase2_Samples_In_Floodplain_NB.aprx

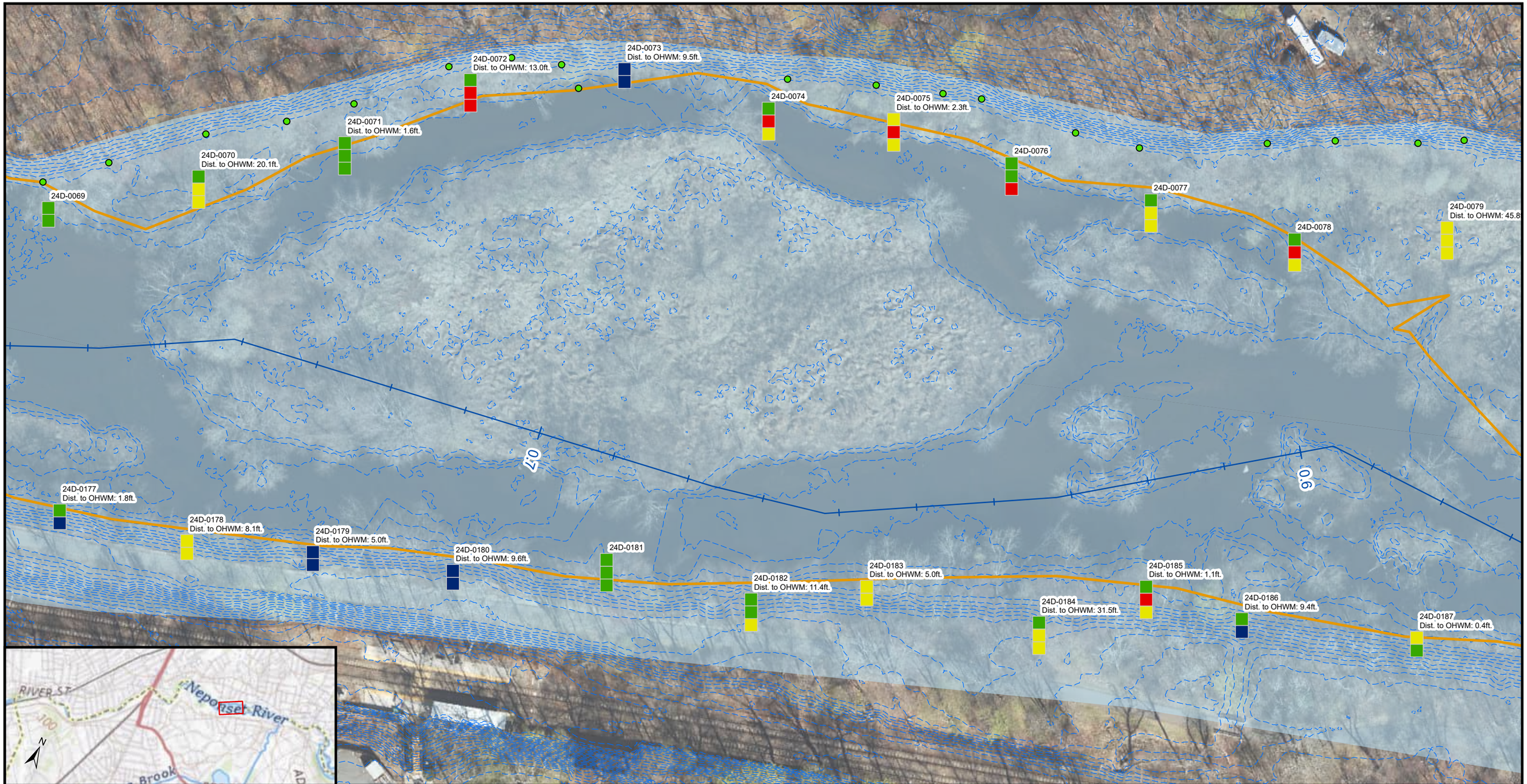

Figure 10
Total PCBs in Phase 2 Floodplain Soil and Distance to Floodplain and OHWM
Lower Neponset River Project
Panel 10 of 13

AECOM

N

0 25 50 100
Feet

Legend

- 100 Year Floodplain (FEMA)
- 1 ft Elevation Contour (LiDAR)
- Ordinary High Water Mark (2024 Wetland Survey)
- Wetland Flag Location (2024 Wetland Survey)

Total PCBs Conc. (mg/kg)

- Not Detected
- < 1.00 mg/kg
- ≥ 1.00 mg/kg to < 10.0 mg/kg
- ≥ 10.0 mg/kg to < 50.0 mg/kg
- ≥ 50.0 mg/kg

Actual sample depth intervals vary at each sample location. If only one depth is shown, a deeper sample was not obtained.

There are three areas along the south bank of the Phase 2 reach that were not included in the floodplain study conducted by FEMA. Distance between the floodplain and sample locations are listed as N/A in these areas.

OHWM flags were not established in a few areas of the Phase 2 reach due to access constraints and/or safety concerns. The distance between the OHWM and sample location is listed as N/A in these areas.

USGS The National Map: National Boundaries Dataset, 3DEP Elevation Program, Geographic Names Information System, National Hydrography Dataset, National Land

Path: C:\Users\BorgogniN\AECOM\USEPA RAF Contracts - 60703400_F0007_Lower_Neponset_River\900_CAD_GIS\920_GIS\Phase2_Floodplain_Samples\APRX\Phase2_Samples_In_Floodplain_NB.aprx

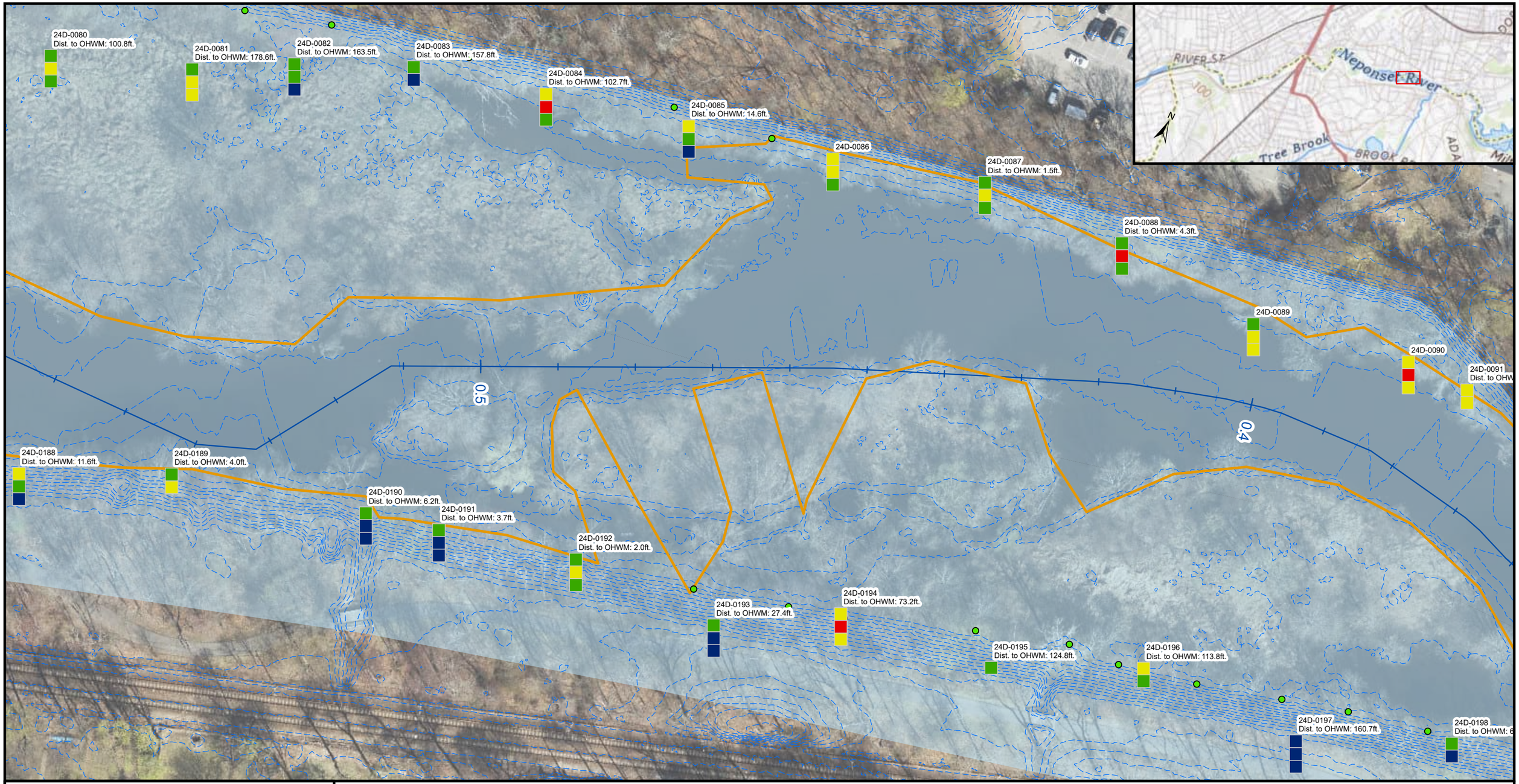

Figure 10
Total PCBs in Phase 2 Floodplain Soil and Distance to Floodplain and OHWM
Lower Neponset River Project
Panel 11 of 13

AECOM

N

0 25 50 100
Feet

Legend

- 100 Year Floodplain (FEMA)
- LNR River Miles
- 1 ft Elevation Contour (LiDAR)
- Ordinary High Water Mark (2024 Wetland Survey)
- Wetland Flag Location (2024 Wetland Survey)

Total PCBs Conc. (mg/kg)

- Not Detected
- < 1.00 mg/kg
- ≥ 1.00 mg/kg to < 10.0 mg/kg
- ≥ 10.0 mg/kg to < 50.0 mg/kg
- ≥ 50.0 mg/kg

Actual sample depth intervals vary at each sample location. If only one depth is shown, a deeper sample was not obtained.

There are three areas along the south bank of the Phase 2 reach that were not included in the floodplain study conducted by FEMA. Distance between the floodplain and sample locations are listed as N/A in these areas.

OHWM flags were not established in a few areas of the Phase 2 reach due to access constraints and/or safety concerns. The distance between the OHWM and sample location is listed as N/A in these areas.

USGS The National Map: National Boundaries Dataset, 3DEP Elevation Program, Geographic Names Information System, National Hydrography Dataset, National Land

Path: C:\Users\BorgogniN\AECOM\USEPA RAF Contracts - 60703400_F0007_Lower_Neponset_River\900_CAD_GIS\920_GIS\Phase2_Floodplain_Samples\APRX\Phase2_Samples_In_Floodplain_NB.aprx

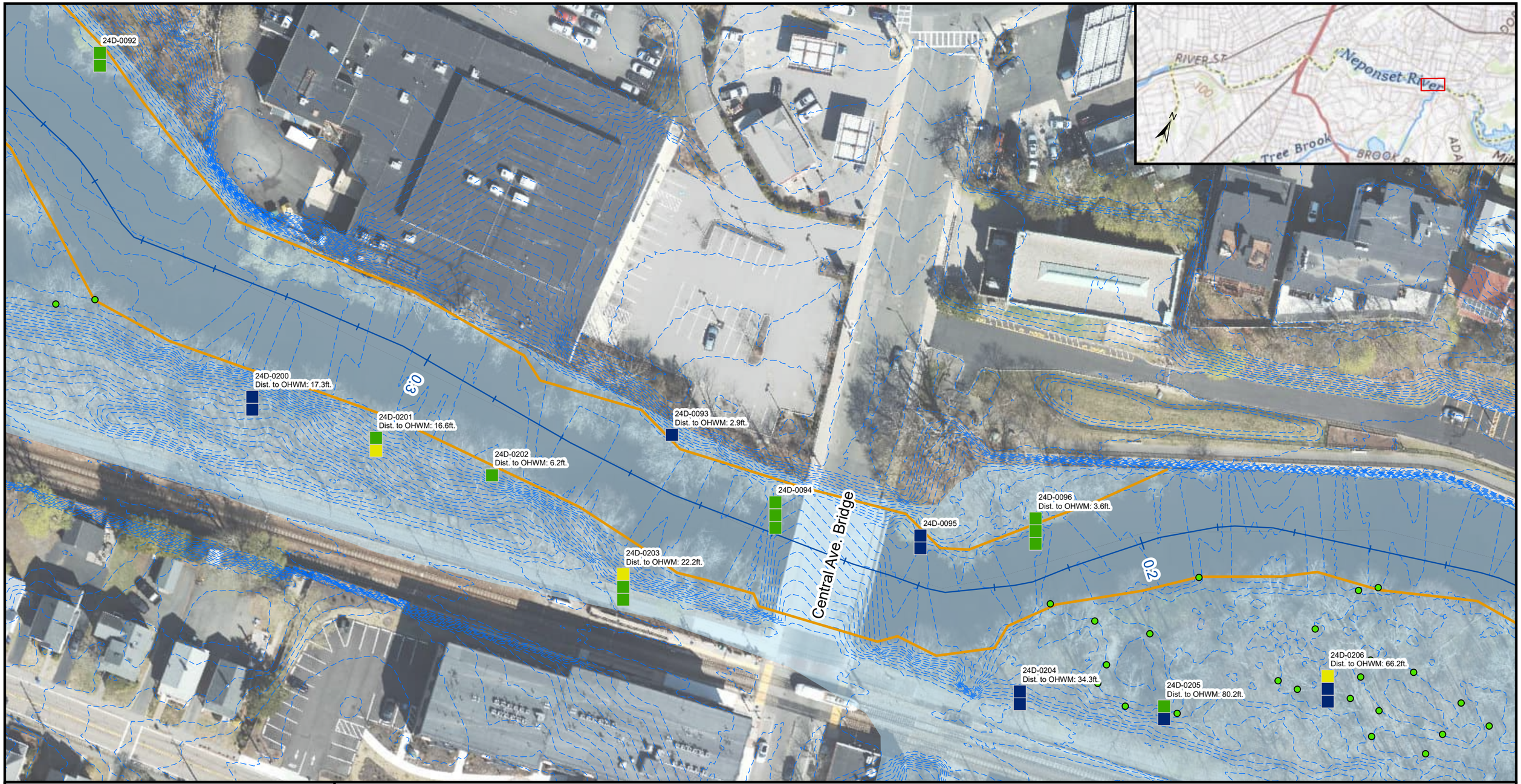

Figure 10
Total PCBs in Phase 2 Floodplain Soil and Distance to Floodplain and OHWM
Lower Neponset River Project
Panel 12 of 13

AECOM

0 25 50 100
Feet

Legend

- 100 Year Floodplain (FEMA)
- LNR River Miles
- 1 ft Elevation Contour (LiDAR)
- Ordinary High Water Mark (2024 Wetland Survey)
- Wetland Flag Location (2024 Wetland Survey)

Total PCBs Conc. (mg/kg)

- Not Detected
- < 1.00 mg/kg
- ≥ 1.00 mg/kg to < 10.0 mg/kg
- ≥ 10.0 mg/kg to < 50.0 mg/kg
- ≥ 50.0 mg/kg

Actual sample depth intervals vary at each sample location. If only one depth is shown, a deeper sample was not obtained.

There are three areas along the south bank of the Phase 2 reach that were not included in the floodplain study conducted by FEMA. Distance between the floodplain and sample locations are listed as N/A in these areas.

OHWM flags were not established in a few areas of the Phase 2 reach due to access constraints and/or safety concerns. The distance between the OHWM and sample location is listed as N/A in these areas.

USGS The National Map: National Boundaries Dataset, 3DEP Elevation Program, Geographic Names Information System, National Hydrography Dataset, National Land

Path: C:\Users\BorgogniN\AECOM\USEPA RAF Contracts - 60703400_F0007_Lower_Neponset_River\900_CAD_GIS\920_GIS\Phase2_Floodplain_Samples\APRX\Phase2_Samples_In_Floodplain_NB.aprx

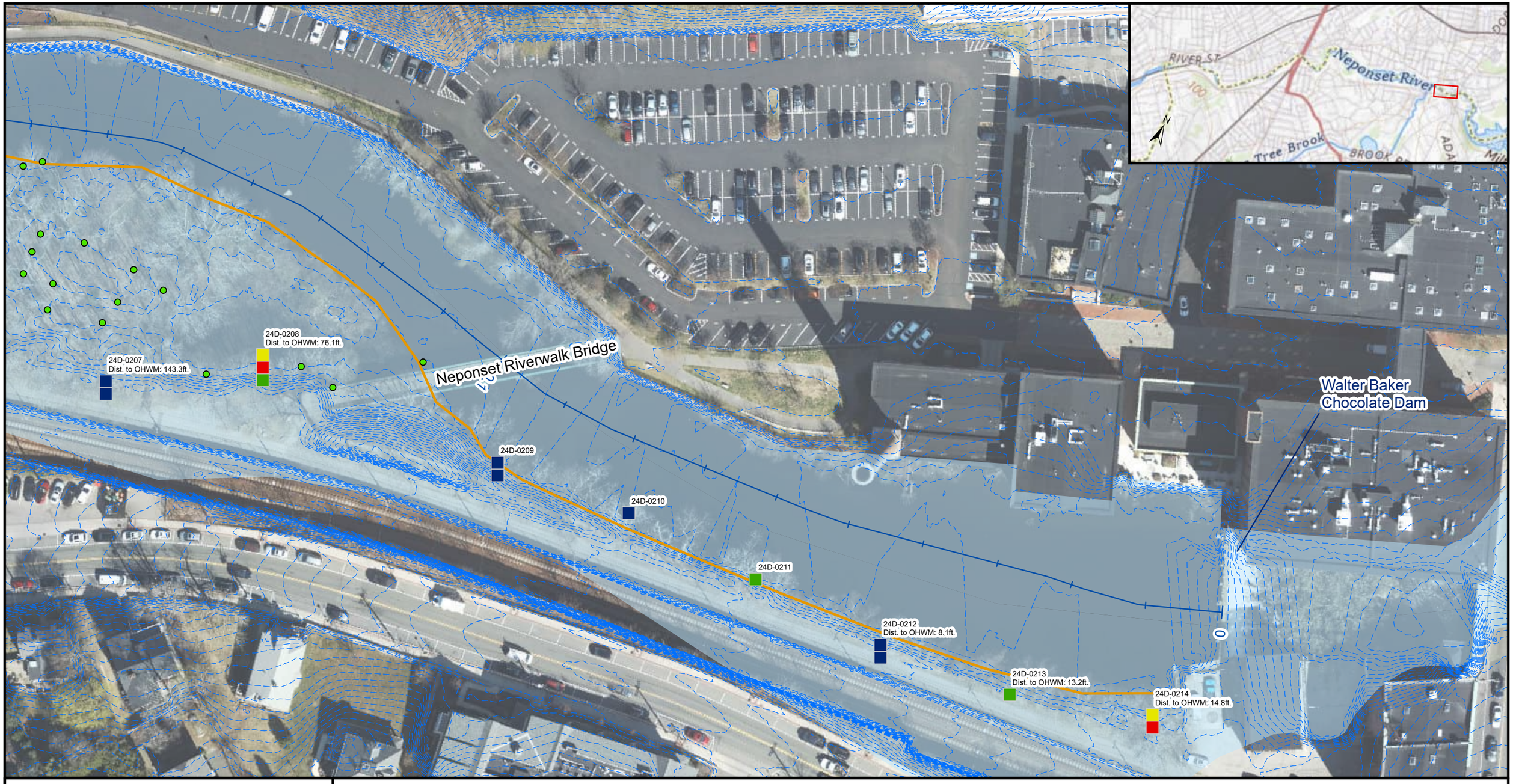

Figure 10
Total PCBs in Phase 2 Floodplain Soil and Distance to Floodplain and OHWM
Lower Neponset River Project
Panel 13 of 13

AECOM

N

0 25 50 100
Feet

Legend

- 100 Year Floodplain (FEMA)
- 1 ft Elevation Contour (LiDAR)
- Ordinary High Water Mark (2024 Wetland Survey)
- Wetland Flag Location (2024 Wetland Survey)

Total PCBs Conc. (mg/kg)

- Not Detected
- < 1.00 mg/kg
- ≥ 1.00 mg/kg to < 10.0 mg/kg
- ≥ 10.0 mg/kg to < 50.0 mg/kg
- ≥ 50.0 mg/kg

Actual sample depth intervals vary at each sample location. If only one depth is shown, a deeper sample was not obtained.

There are three areas along the south bank of the Phase 2 reach that were not included in the floodplain study conducted by FEMA. Distance between the floodplain and sample locations are listed as N/A in these areas.

OHWM flags were not established in a few areas of the Phase 2 reach due to access constraints and/or safety concerns. The distance between the OHWM and sample location is listed as N/A in these areas.

USGS The National Map: National Boundaries Dataset, 3DEP Elevation Program, Geographic Names Information System, National Hydrography Dataset, National Land

Path: C:\Users\CostaD\AECOM\USEPA RAF Contracts - 60703400_F0007_Lower_Neponset_River\900_CAD_GIS\920_GIS\NB_Phase2_Data_Memo\NB_Phase2_Data_Memo_Figures\NB_Phase2_Data_Memo_Figures.aprx

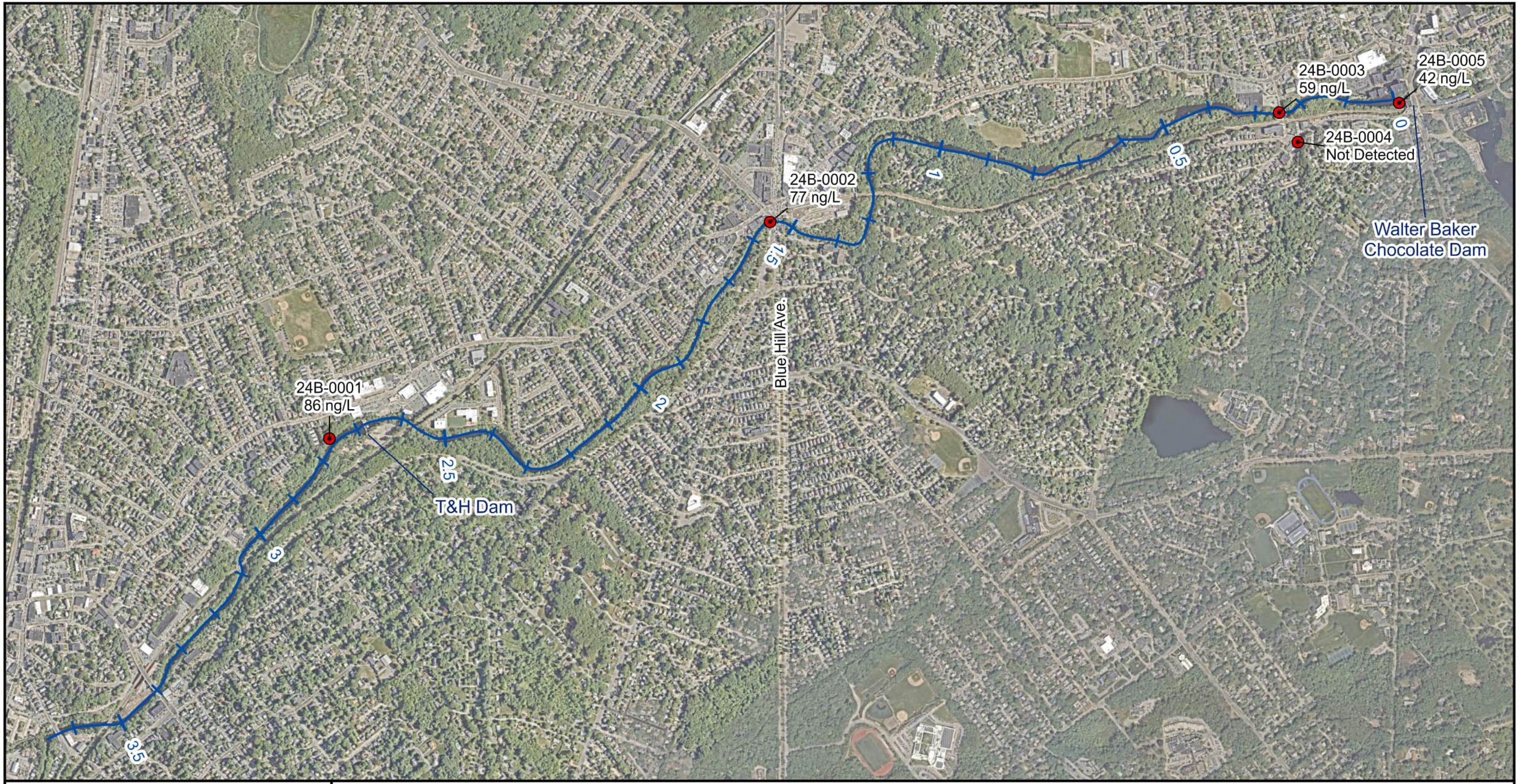

Figure 11

Total PCBs in Low Flow Surface Water Samples
Lower Neponset River Project

AECOM

N

0 0.1 0.2 0.4
Miles

Legend

- LNR River Miles
- Low Flow Sample Location
- Total PCB Concentration (ng/L)

Note: At each location the water depth was measured and a sample was collected at the approximate mid-point of the water column depth.

Nearmap, Vantor

Path: C:\Users\CostaD\OneDrive - AECOM\AECOM\USEPA RAF Contracts - 60703400_F0007_Lower_Neponset_River\900_CAD_GIS\920_GIS\DC_Workspace\PCBs High Flow Condition\PCBs High Flow Condition.aprx



Figure 12
Total PCBs in High Flow
Surface Water Samples
Lower Neponset River Project

AECOM

N

0 0.1 0.2 0.4 Miles

Legend

- LNR River Miles
- High Flow Sample Location
- Total PCB Concentration (ng/L)

Note: At each location the water depth was measured in order to determine the length of the water column. A sample was then collected from the approximate mid-point of the water column.

Nearmap, Vantor

Path: C:\Users\CostaD\AECOM\USEPA RAF Contracts - 60703400_F0007_Lower_Neponset_River\900_CAD_GIS\920_GIS\DC_Workspace\LNR Mussel Tissue\LNR Mussel Tissue.aprx



Figure 13
Total PCBs in Mussel Tissue
Lower Neponset River Project

AECOM

N

0 0.13 0.25 0.5 Miles

Legend

- LNR River Miles
- Mussel PCB Concentration (pg/g)

Nearmap, Vantor

Path: C:\Users\CostaD\AECOM\USEPA RAF Contracts - 60703400_F0007_Lower_Neponset_River\900_CAD_GIS\920_GIS\DC_Workspace\LNR Sediment PCBs\LNR Sediment PCBs.aprx



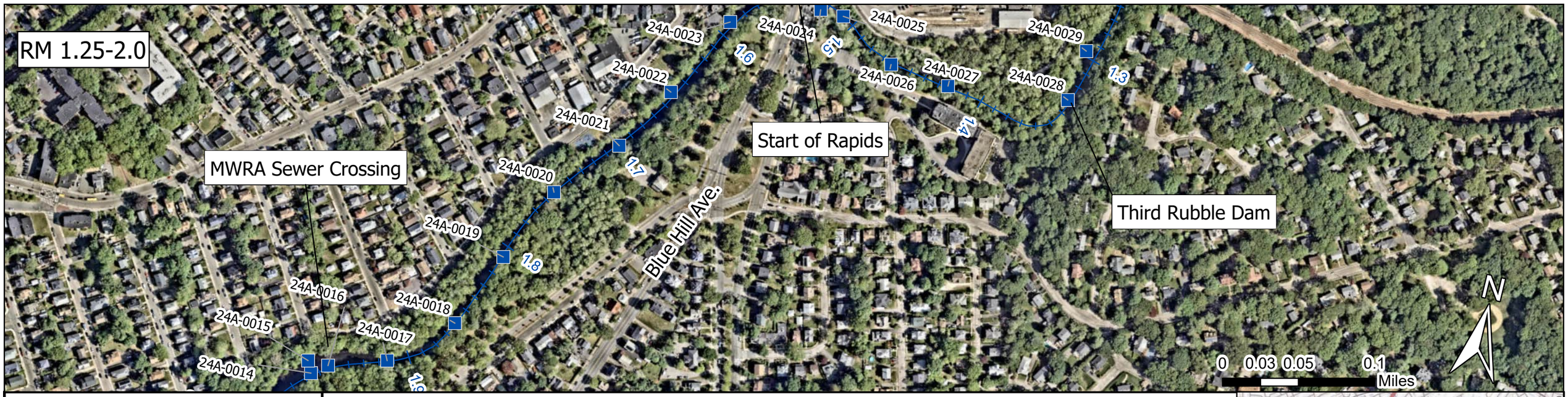

Figure 14
Total PCBs in Phase 2 Sediment
Panel 1 of 3
Lower Neponset River Project

AECOM

Legend

— LNR River Miles

Note:
Values presented in the legend represent the 25th, 50th, and 75th percentiles of the results for Phase 2 reach locations

Total PCB Conc. (mg/kg)

- Below 25th Percentile (< 1.06 mg/kg)
- 25th - 50th Percentile (≥ 1.06 mg/kg to < 3.12 mg/kg)
- 50th - 75th Percentile (≥ 3.13 mg/kg to < 12.21 mg/kg)
- Above 75th Percentile (≥ 12.22 mg/kg)

Nominal Depth Interval*

- 0 ft - 0.5 ft below surface
- 0.5 ft - 3.0 ft. below surface
- 3.0 ft - 6.0 ft below surface

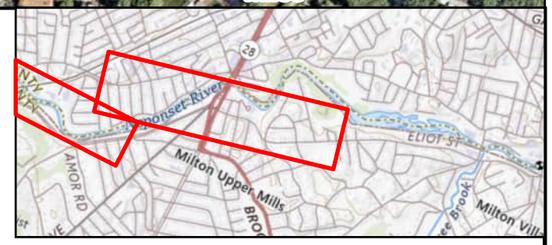

*Actual sample depth intervals vary at each sample location. If fewer than 3 depths are shown, deeper samples were not obtained.

Path: C:\Users\CostaD\AECOM\USEPA RAF Contracts - 60703400_F0007_Lower_Neponset_River\900_CAD_GIS\920_GIS\DC_Workspace\LNR Sediment PCBs\LNR Sediment PCBs.aprx



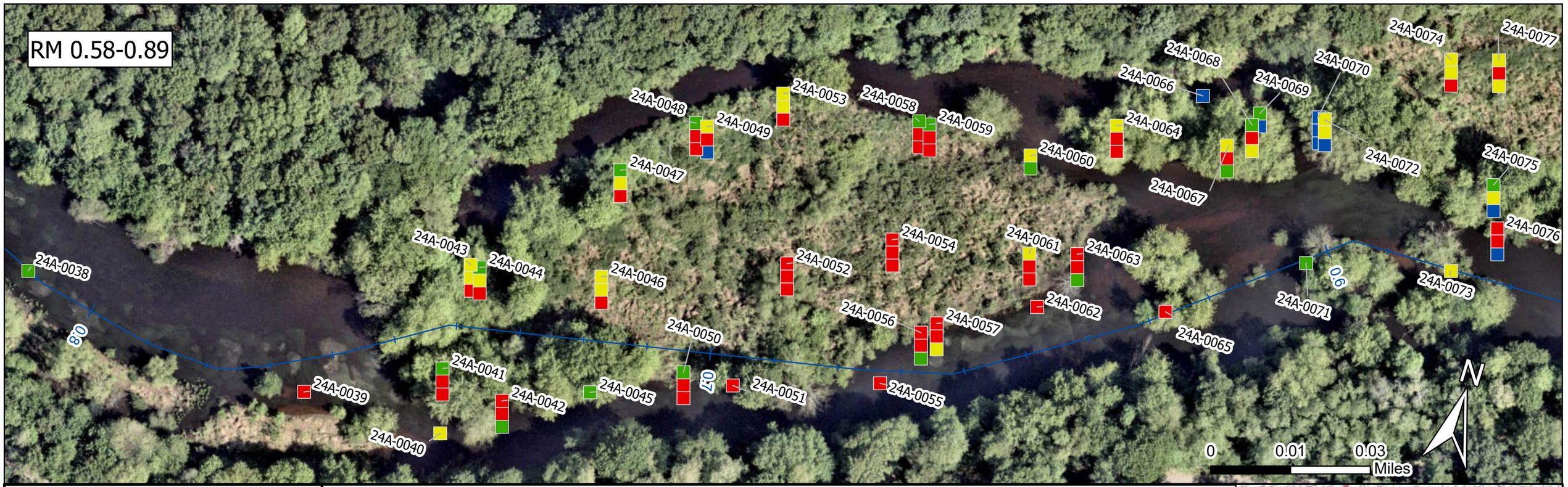

Figure 14
Total PCBs in Phase 2 Sediment
Panel 2 of 3
Lower Neponset River Project

AECOM

Legend

LNR River Miles

Note:
Values presented in the legend represent the 25th, 50th, and 75th percentiles of the results for Phase 2 reach locations

Total PCB Conc. (mg/kg)

- Below 25th Percentile (< 1.06 mg/kg)
- 25th - 50th Percentile (≥ 1.06 mg/kg to < 3.12 mg/kg)
- 50th - 75th Percentile (≥ 3.13 mg/kg to < 12.21 mg/kg)
- Above 75th Percentile (≥ 12.22 mg/kg)

Nominal Depth Interval*

- 0 ft - 0.5 ft below surface
- 0.5 ft - 3.0 ft. below surface
- 3.0 ft - 6.0 ft below surface

*Actual sample depth intervals vary at each sample location. If fewer than 3 depths are shown, deeper samples were not obtained.



Path: C:\Users\CostaD\AECOM\USEPA RAF Contracts - 60703400_F0007_Lower_Neponset_River\900_CAD_GIS\920_GIS\DC_Workspace\LNR Sediment PCBs\LNR Sediment PCBs.aprx

RM 0.30-0.58

Central Ave Bridge

24A-0073 24A-0074 24A-0075 24A-0076 24A-0077 24A-0078 24A-0079 24A-0080 24A-0081 24A-0082 24A-0083 24A-0084 24A-0085 24A-0086 24A-0087 24A-0088 24A-0089 24A-0090 24A-0091 24A-0092 24A-0093 24A-0094 24A-0095 24A-0096 24A-0097 24A-0098 24A-0099 24A-0100 24A-0101 24A-0102 24A-0103 24A-0104 24A-0105 24A-0106 24A-0107 24A-0108 24A-0109 24A-0110 24A-0111 24A-0112 24A-0113 24A-0114 24A-0115 24A-0116 24A-0117 24A-0118 24A-0119 24A-0120 24A-0121 24A-0122

0.3 0.4

0 0.02 0.04 Miles

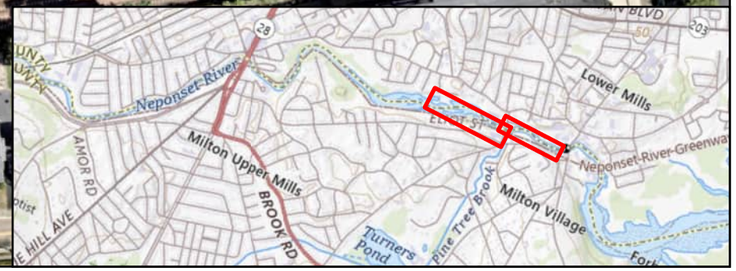

RM 0-0.30

Central Ave Bridge

Neponset Riverwalk Bridge

Walter Baker Chocolate Dam

24A-0119 24A-0120 24A-0121 24A-0122 24A-0123 24A-0124 24A-0125 24A-0126 24A-0127 24A-0128 24A-0129 24A-0130 24A-0131 24A-0132 24A-0133 24A-0134 24A-0135 24A-0136 24A-0137 24A-0138 24A-0139 24A-0140 24A-0141 24A-0142 24A-0143 24A-0144

0.2 0.4

0 0.01 0.03 Miles



Figure 14
Total PCBs in Phase 2 Sediment
Panel 3 of 3
Lower Neponset River Project

AECOM

Legend

LNR River Miles

Total PCB Conc. (mg/kg)

- Below 25th Percentile (< 1.06 mg/kg)
- 25th - 50th Percentile (≥ 1.06 mg/kg to < 3.12 mg/kg)
- 50th - 75th Percentile (≥ 3.13 mg/kg to < 12.21 mg/kg)
- Above 75th Percentile (≥ 12.22 mg/kg)

Note:
Values presented in the legend represent the 25th, 50th, and 75th percentiles of the results for Phase 2 reach locations

N

Nominal Depth Interval*

- 0 ft - 0.5 ft below surface
- 0.5 ft - 3.0 ft. below surface
- 3.0 ft - 6.0 ft below surface

*Actual sample depth intervals vary at each sample location. If fewer than 3 depths are shown, deeper samples were not obtained.

Path: C:\Users\CostaD\AECOM\USEPA RAF Contracts - 60703400_F0007_Lower_Neponset_River\900_CAD_GIS\920_GIS\DC_Workspace\LNR Pine Brook\LNR Pine Brook.aprx

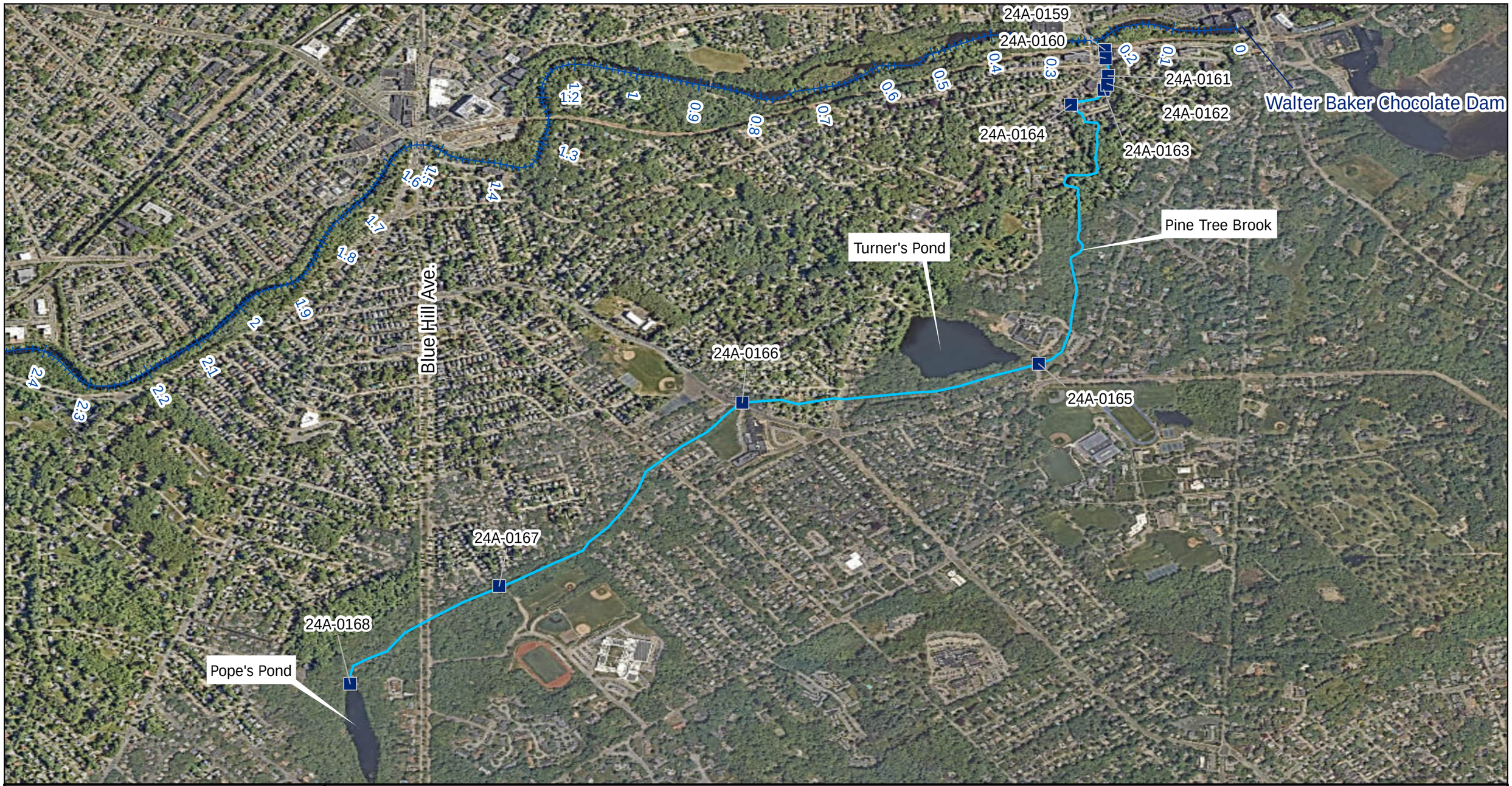

Figure 15
Total PCBs in Pine Tree Brook Sediment
Lower Neponset River Project

AECOM

Legend

- LNR River Miles
- Pine Tree Brook

Total PCBs Conc. (mg/kg)

- Below 25th Percentile (< 1.06 mg/kg)
- 25th - 50th Percentile (≥ 1.06 mg/kg to < 3.12 mg/kg)
- 50th - 75th Percentile (≥ 3.13 mg/kg to < 12.21 mg/kg)
- Above 75th Percentile (≥ 12.22 mg/kg)

Note:
Values presented in the legend represent the 25th, 50th, and 75th percentiles of the results for Phase 2 reach locations

Depth interval from samples is 0.0 to 0.5 ft

N

0 0.13 0.25 0.5 Miles

Attachment 1 Field Forms

Log Books

LNR Phase II Soil Sampling
5/22/2024 - 7/17/2024

Team 1

5/22/2024 LNR PH II Soils

0630 AECOM soils field staff onsite: SH, SL, WM
↳ H&S meeting, sign tailgate form
↳ print labels for target sample locations
↳ pack truck w/ equipment
↳ calibrate PID / check scale
0751 mob to Extra Storage parking area
0833 Begin 24D-0207
- core taken w/in 10 ft radius of target loc
- Arrow GNSS Gold GPS coord. logged into EQuIS:
  Lat: 42.270355224609 4
  Long: -71.07165695833 33
- Time stamp entered f/ GPS = 5/22/2024 12:49:27 PM Inaccurate
- (5) additional attempts to get beyond 1.4 ft achieved at original boring location, ≤ 1 ft
- 24D-0207-AS
  sample time: 0854
  interval: 0-1 ft
  samples: full suite

- 24D-0207-BS
  sample time: 0940
  interval: 1-1.4 ft
  samples: full suite
  Refusal on rocks, cobble, fill
1002 Finish 24D-0207
1028 Begin 24D-0206
- core taken at adjusted location
- Arrow GNSS Gold coordinates logged into EQuIS:
  Lat 42.270507812 5
  Long 71.072025309 1667
- 24D-0206-AS + MS/MSD
  sample time: 10:40
  interval: 0-1
  samples: full suite for both primary sample and MS/MSD
- 24D-0206-BS
  sample time: 11:25
  interval: 1-2
  samples: full suite
- 24D-0206-CS
  sample time 1152
  interval: 2-3
  samples: full suite
  water level: 2.2'

Rite in the Rain

5/22/24 LNR PH II Soils

12:11 Done at 24D-0206

↳ added note when GPS point taken:

Time stamp entered f/ GPS =
5/22/2024 2:38:22 PM
Inaccurate

1257 Begin 24D-0205

- core taken at adjusted location
- Arrow GNSS Gold GPS coord. logged into EQuIS:
  Lat: 42.270324707033
  Long: -71.07236448566 67
- time stamp entered into EQuIS f/ GPS: 5/22/2024 5:04:06 PM
  Inaccurate
- recovery of 1 ft at first boring attempt(s)
  ↳ continue to attempt for BS, CS
- 24D-0205-AS
  sample time: 1312
  interval: 0-1 ft
  samples: full suite
- water table met at 0.3 ft
- 24D-0205-BS

sample time: 1340
interval: 1-2 ft
samples: full suite

-(4) additional attempts to get beyond 2.0 ft achieved at original location, cobble + root masses met <1 ft, poison ivy blanket understory upgradient of sampling loc., water table met at similar depth causing top 0-2 ft intervals to continue overtopping increasing cobble-filled pot. CS horizon

1408 finish 24D-0205

1420 Begin 24D-0204

- core taken w/in 10 ft radius of target location
- Arrow Gold GNSS GPS coord. logged into Equis:
  Lat: 42.270233154 2969
  Long: -71.0727089493333
- time stamp recorded into EQuIS f/ GPS: 5/22/2024 6:34:05 PM
  Inaccurate
- recovery of 1 ft at first boring attempt → continue for BS, CS

Kate in the Rain

5/22/2024 LNR PH11 Soils

- 24D-0204-AS
  - Sample time: 1438
  - interval: 0-1 ft
  - samples: full suite
- 24D-0204-BS
  - sample time: 1505
  - interval: 1-1.9 ft
  - Samples: full suite
  - Refusal on large root masses present
- (8) additional attempts to get beyond the 1.9 ft achieved at original boring location; large root masses, cobble, flaggy soil/shale deposits (silty likely) met between 1-2 ft when advancing

1535 finish 24D-~~0205~~ 0204 2
1555 mob back to trailer
~1650 EQuIS collect Forms uploaded
~1700 Field sampling team offsite

C. Steve Howe

PJS/5

0620 WM, SH onsite at LNR staging area
↳ H&S review - Sign tailgate
0637 calibrate PID
0643 scale check (5g Nickel used)

Objective:
Sample locations 0108-0112 via boat w/ TG & B sub. operator

Weather:
66°F H82 L62 Mostly cloudy, humid (80%) 8mph wind, 18 mph gusts AQI: 35

0730 TG & B onsite
↳ sign into tailgate, review scope, H&S
0751 @ boat launch ~ RM 2.5
- Gate open when arrived.
- Closed gate (dummy locked) for security while trucks parked.

~0815 on the water w/ CT TGB
0847 Begin 24D-0112
On bank ~2 ft above river below steep slope. Very rocky and full of roots. Collecting

PJ 5/6

cont'd

Rite in the Rain

5/23/24 LNP PhII Soils

From multiple shallow borings to fill AS bottle set and try to get to B horizon.

- First Attempt 4"
- Second Attempt 7"
- Third Attempt 1 foot
- Compositing from all three to ensure volume after removing rocks and roots

0922 Collecting 24D-0112-AS
71.1054526248333
42.2606201171875 ——

24D-0112-AS VOC wts:
DI H_2O 6.31g * out of tgt range
DI H_2O 4.29g
MeOH 4.97g
Sample time: 0922
Interval: 0-1 ft
Samples: full suite

↳ continued advancement until refusal at 1.4 ft on cobble and dense root masses (NO CS)

↳ 0.4 ft recovery take BS sample

5/23/2023 LNR PHII Soils

24D-0112-BS 10:05
VOC wts:
DI H_2O 5.14g
DI H_2O 4.80g
MeOH 4.19g
Sample time: 1005
Interval: 1-1.4 ft
Samples: full suite

10:20 done at 24D-0112

→ Time stamp entered in EQLIS
f/ GPS: 1:24:45 PM Inaccurate

11:06 Decon done back at boat, Potential T-storms within an hour. Instead of sampling at 24D-0111 next to boat, moving back upstream to 24D-0108 to be near launch area for quick depart if needed.

1111 begin 24D-0108 location
- core taken approx. directly at target location →

Rite in the Rain

5/23/2024 LNR PH11 Soils

- Arrow Gold GNSS GPS location coord. logged into EQuIS:

Lat: 42.260498046875
Long: -71.1068333263333

- Time stamp logged into Equis f/ GPS: 3:25:52 PM Inaccurate
- recovery of 1 ft at first boring hole → continue for BS, CS
- 24D-0108-AS/AD
  Field duplicate
  Sample time: 1125
  Interval: 0-1 ft
  Samples: Full suite

AS VOC wts:
DI H_2O: 5.46 g
DI H_2O: 5.58 g
MeOH: 5.08 g

AD VOC wts:
DI H_2O: 5.45 g
DI H_2O: 5.46 g
MeOH: 5.24 g

1215 heard thunder - mob to put-in to get off water

1426 mob back to ~RM2.5 canoe launch w/ TG&B
1445 back at 24D-0108
24D-0108-BS
BS VOC wts:
DI H_2O: 4.66 g
DI H_2O: 5.07 g
MeOH 4.91 g
Sample time: 1500
Interval: 1-2 ft
samples: full suite
1530 finish 24D-0108
↳ NO CS - boring hole caved in after subsequent/multiple attempts to advance past 2.0 ft (very loose sandy soils)
1550 Start 24D-0109
- coring w/in 10 ft radius of flagged location
- Arrow Gold GNSS GPS location coord. logged into EQuIS:
Lat: 42.2605590820313
Long: -71.1065241568333
- time stamp (8:02:34 PM) inaccurate

Rite in the Rain

24D-0109-AS
Sample time: 1602
Interval: 0-1 ft
Samples: ~~GR~~ Full suite
AS VOC wts:
DI H_2O: 4.63g
DI H_2O: 4.95g
MeOH: 4.79g

24D-0109-BS
Sample time: 1637
interval: 1-1.7 ft
samples: Full suite
BS VOC wts:
DI H_2O: 4.03g
DI H_2O: 4.62g
MeOH: 4.68g

1700 Done at 24D-0109 heading back to DCR launch.
↳ No 0109-CS → refusal on large cobble/boulder layer
1739 Back at LNR trailer. Boat secured, motor off boat
↳ upload EQuIS form

PJ 6/6

0615 KM, JH AECOM onsite
↳ start tailgate, sign, H&S
↳ calibrate PID (0634)
↳ check scale (0638)
0720 TG&TB onsite - make floor plan
0745 @ RM 25 staging area/ put-in
0800 on-water - check in w/ SSHO & trailer staff
0820 Begin 24D-0111
- 1st attempt 2-3 ft upgradient of target loc. flagged, leaf litter/brush cleared (w/in 10 ft radius)
- Arrow Gold GPS Coord. logged into EQuIS Collect:
Lat: 42.260681152343 8
Long: -71.10577931633 33
↳ per JH, no longer need to note inaccurate time stamp (call on 5/23)

24D-0111-AS
Sample time: 0839
Interval: 0-1 ft
Samples: Full suite
AS VOC wts:
DI H_2O: 5.69g
DI H_2O: 5.85g
MeOH ~~DI H_2O~~: 5.87g

PJ 1/6

Rite in the Rain

24D-0111-BS
Sample time: 0916
Interval: 1-1.8 ft
Samples: full suite
BS VOC wts:
DI H_2O: 5.42g
DI H_2O: 5.25g
MeOH: 5.42g
0936 Finish 24D-0111-BS
↳ NO CS HORIZON / SAMPLE:
refusal on rocks & roots.
(6) attempts outside of
original boring hole loc.
w/in 10 ft radius/buffer
↳ mob to 24D-0110
1000 Begin 24D-0110
24D-0110-AS
sample time: 1025
Interval: 0-1 ft
Samples: full suite
AS VOC wts:
DI H_2O: 5.07g
DI H_2O: 5.40g
MeOH: 5.39g
*24D-0110-BS
sample time: 1125

* see next page

Interval: 1-1.8' (comp. w/ 1-1.4')
samples: Full suite

↳ Arrow Gold GPS GNSS
Coord. Logged into EQuIS
collect for 24D-0110:
Lat: 42.2605285644531
Long: -71.1061174756667

* for 24D-0110-BS, advancement
until refusal on gravel layer/
interlocking cobbles at 1.4 ft
- 2nd boring attempt w/in
10 ft buffer slightly
downgradient
- change in topography/closer
to river = difference in
lithology @ this location
(darker, more moist)
- refusal @ 1.8' on
cobble
- homogenize 1-1.4' soils
w/ 1-1.8' soils
- reshoot GPS coord bet. 2 loc:
Lat: 42.2605590820313
Long: -71.1061673916667

Rite in the Rain

- retake ~~borage~~ 24D-0110 boring hole photo
- VOCs taken f/ more recent boring hole (#2)

24D-0110-BS VOC wts:
DI H_2O: 5.34 g
DI H_2O: 5.33 g
MeOH: 5.92 g

1206 Finish 24D-0110-BS
1255 @ 24D-0107
↳ more point DS of new outfall identified
↳ confirmed/approved by PM
Arrow Gold GPS GNSS coord.
Logged into EQuIS collect:
Lat: 42.2604675292969
Long: -71.1071098266667
* pt @ center of (4) attempts
* Multiple attempts w/ minimal penetration due to rocks and abundant root masses on narrow shelf ~10 ft DS of outfall:
Attempt #1: 0.0-0.4'
Attempt #2: 0.0-0.5'
Attempt #3: 0.0-0.2'

PS 4/6

Attempt #4: 0.0-0.4'
* Foul, musky, unpleasant odor originating f/ outfall

24D-0107-AS
Combination/composite of recovery listed above & photographed in equis, listing order in which they were completed
Sample time: 1339
Interval: 0.0-0.5 (max pen)
Samples: Full Suite
AS VOC wts:
DI H_2O: 5.20 g
DI H_2O: 4.04 g
MeOH: 4.52 g

1417 CT confirm w/ TG&B to leave boat chained & out of water over the long weekend
1419 WM/SH confirm OK w/ AECOM JSHO RP
1426 mob back to canoe launch

PS 5/6

Rite in the Rain

18 5/24/2024 LNR PAH Soils

~1500 back @ LNR trailer staging area - drop off samples

- SH assist BAD w/ MaCORS for Gold Arrow GPS connection/ RTK usage for coordinate collection in EQuIS when soil sampling

PJ 6/6

5/28/2024 LNR PHII Soils 19

0640 WM, SH AECOM onsite
↳ gather metricals
↳ generate tailgate form, float plan

0716 scale check w/ 200 g standard

0718 scale check w/ 5 g Nickel

0710 calibrate PID

0735 TG & B onsite → SH
↳ review safety plan, weather, scope

Weather (Milton, MA):
67° F H81 L64 Mostly sunny
8 mph wind, 18 mph gusts
AQI: 34

USGS Neponset River @ Milton Village - 01105566
350 cfs 5/28/2024 as of 0645

Soil sampling Objectives:
Sample locations 24D-0106
24D-0105
24D-0104
24D-0103
24D-0102
by boat

0745 mob to launch

PJ

0755 Trucks @ boat launch
0830 on water, @ 24D-0106 →
0842 begin boring - rocky, using tile spade
0856 sampling 24D-0106-AS
Arrow GNSS Gold 42.26052855644531
71.10752092933333
0912 sampling 24D-0106-BS
0936 sampling 24D-0106-CS refusal on cobbles at 2.5'

24D-0106-AS
sample time: 0856
Interval: 0-1.0 ft
Samples: full suite

24D-0106-BS
sample time: 0912
interval: 1.0-2.0 ft
Samples: full suite

24D-0106-CS
sample time: 0936
Interval: 2.0-2.5 ft
samples: full suite

↳ 24D-0106-CS refusal on coarse gravel/cobble layer, enough recovery for sample

RJ 6

1005 mob to 24D-0105
1022 begin 24D-0105
* adjusted location & adv. team
↳ meet SL @ 1051 for sample drop off/pickup near ~KM 2.5 access gate
1108 24D-0105-AS begin sample

→ Arrow Gold GNSS GPS Coord. for 24D-0105 entered into Equis Collect:
Lat: 47.26055908720313
Long: -71.10784479916667

24D-0105-AS
sample time: 1108
Interval: 0.0-1.0 ft
Samples: full suite

24D-0105-BS
sample time: 1137
Interval: 1.0-1.9 ft
samples: full suite

PJ 3/6

Rite in the Rain

- could not advance past 1.9 ft at 24D-0105 due to loose conditions of gravel & sand present (cave in)
- (4) additional attempts made w/ in 10 ft buffer of adj. pin flag - similar conditions including roots at surface, western border of open eroded slope lined w/ poison ivy

1235 At 24D-0104
much trimming of overhead vegetation.

1302 Collecting 24D-0104-AS
Full suite samples { with extra volume for MS/MSDS
42.26071166992 19
71.10811864033 33

1342 Sampling 24D-0104-BS
Full suite samples { 1-1.6 - water table @ 1.4'

Arrow Gold GNSS unit best accuracy H RMS: 1-2 m (Eos Tools Pro) →

PS 4/6

* Core taken directly adjacent to pin flag dropped
↳ can use Trimble GPS N/E coord if Arrow Gold coord not accurate enough

* No CS sample @ 24D-0104
↳ similar condition where accessible, short shelf for sampling
↳ attempted widening boring hole for CS sample, cave-ins due to ~~thus~~ lithology present

~1440 begin @ 24D-0103
* pin flag dropped amongst poison ivy & revetment
↳ sample w/in 10 ft radius
↳ topsoil, mossy area, open understory, flat, abundant roots, @ toe of slope down-gradient of revetment

PS 5/6

Rite in the Rain

5/28/2024 LNR PHII Soils

↳ roots up to 2" in diameter at varying depths

1457 Sample 24D-0103-AS
sample time: 1457
interval: 0-0.4'
samples: Full suite
MS/MSD

↳ NO BS, CS (refusal on rocks, roots - [6] additional attempts)

-24D-0103 LOC.
Gold Arrow GNSS GPS
Coord. Entered into EQuIS collect:
Lat: 42.260864257812S
Long: -71.108347061

~1540 back @ RMM 2.5 boat launch

1600 WM, SH back @ trailer

PSL/6

5/29/2024 LNR PHII Soils

0630: Josie Lynch (JL) & C. Steve Howe (CSH) at trailer prepping for day on boat

0659: At DCR canoe launch w/ Conner (TGB) prepping boat for soils sampling 0005, 0006, 0007 and 0002 (if cleared for access).

Weather: 60°, sunny, no wind.

0837: Walter McKenna back with boat team, JL with land based crew. OSI also launching from DCR canoe launch.

0913 WM remain @ boat launch w/ OSI, CT & SH mob back to trailer to get new/serviced AECOM Outboard

0925 CT, SH back @ launch point

0930 OSI on-water

0940 AECOM on-water w/ TG&B

0956 At 24D-0006

1004 Sampling 24D-0006-AS

1018 Sampling 24D-0006-RS

PSL/6

Rite in the Rain

1042 Sampling 24D-~~016~~0006-CS

Arrow Gold GNSS GPS 24D-0006 Coord. entered into EQuIS collect:
Lat: 42.260986328125
Long: -71.10565595996667

24D-0006-AS
Sample time: 1004
Interval: 0-1 ft
Samples: full suite

24D-0006-BS
Sample time: 1018
~~BS~~ Interval: 1-2 ft
Samples: full suite

24D-0006-CS
Sample time: 1042
~~ZS~~ Interval: 2-2.4 ft
samples: full suite

Water table met at 0.4'
↳ end of advancement at 2.4' due to cave-in and submerged conditions

1126 Finish 24D-0006

1145 - call trailer lead TM
↳ not collecting sample at 24D-0007
· proximity to rubble dam
· revetment
· steep slope
· woody debris
· abundant poison ivy
↳ photos taken, moto to 24D-0005

1148 @ 24D-0005

1153 begin 24D-0005

24D-0005-AS
Sample time: 1215
Interval: 0.0-0.8'
Samples: full suite

↳ refusal on large roots & root mesh throughout sample area
↳ max pen. 0.8' approx. 9-10 ft & tgt flag (wl in bailer parameters)
↳ NO BS/CS samples collected @ 24D-0005

Rite in the Rain

Arrow Gold GPS GNSS
Coord entered into EQuIS
Collect for 24D-0005:
Lat: 42.26095588105469
Long: -71.10593012516 67

1244 Finish 24D-0005
1302 mob to canoe launch for sample dropoff/pickup
Dropoff to trailer team:
24D-0006-AS, BS, CS
24D-0005-AS
Pickup f/ trailer team:
24D-0004
1310 @ canoe launch
1341 Begin 24D-0004
Had checked ~~24D~~ 24D-0102.
Appears to be located between tracks and fence assumed to demarcate edge of ROW.
1358 Sampling 24D-~~0102-AS~~ 0004-AS
Arrow Gold Coord for 0004: 42.26086425781 25
-71.1063333359
1429 Sampling 24D-0004-BS

PS 4/6

↳ max pen. of 1.4' at 24D-0004, areas w/in 10 ft radius of tgt flag loc. sampled (boring hole for 0004 sample was 3rd attempt at most feasible loc.)
↳ cave-in f/ sidewalls under water table met at 0.9' prevented further advancement

24D-0004-AS
sample time: 1358
Interval: 0-1.0 ft
samples: full suite
24D-0004-BS
sample time: 1429
interval: 1-1.4 ft
samples: full suite

Water table met at 0.9'
NO CS sample

1506 finish 24D-0004

PS 5/6

Rite in the Rain

5/29/2024 LNR PH II Soils

1520 @ canoe launch
1545 back @ staging area
review forms, upload



pg 6/6

5/30/24 LNR PhII Soils

0630 - CSH & JL at trailer prepping for soils sampling. Planned locations 0001, 0002, 0003.
Weather: 60's, rain, potential for thunder.
0725 - Jake TGB arrived
0820 - On water, heavy rain.
0840 - At 24D-0001 thunder heard and stations starting to flood out.
0845 - off water
0926 - called water work for the day. Heady back to grab equipment and secure boat
1012 Boat secured, TGB Jake signed out. Raining still and river still rising. Many land stations not accessible. Calling it a day.

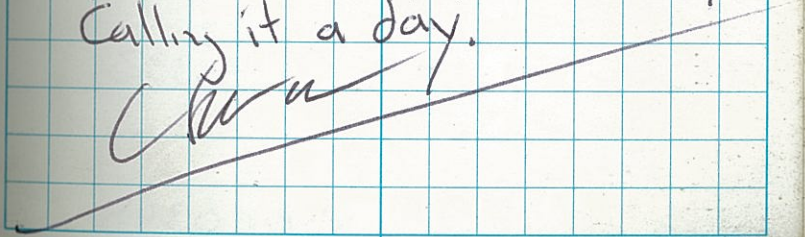

Rite in the Rain

5/31/24 LNR PhII Soils

0640 - Prepping for sampling
Two teams, land based

Obj
Floodplain soil ~~sampling~~:
~~24D-0214~~ (Dup. @ AS, BS)
~~24D-0213~~

Floodplain soil sampling:
24D-0053-0059

~0815 mob to Ryan Playground
access: area
~0820 @ Ryan Playground, mob
to sample loc.
WM, SH: 24D-0056 → 58
JL, BAD, SB: 24D-0053 → 55

0840 begin 24D-0056
Arrow Gold GNSS GPS coord.
entered into EQuIS collect:
Lat: 42.2695922851563
Long: ~~-71.084723~~
-71.0874230633333

24D-0056-AS
sample time: 0845

interval: 0.0-1.0 ft
samples: full suite
24D-0056-BS
sample time: 0916
interval: 1.0-1.8 ft
samples: full suite

↳ water table met at 0.4',
cave-in f/ sidewalls
beneath water table
preventing further
advancement into
definitive CS horizon
↳ NO CS sample @ 24D-0056
↳ (5) additional attempts,
half of 10 ft radius
target under water

0952 Finish 24D-0056,
mob DS to 24D-0057

1010 begin 24D-0057
Arrow Gold GNSS GPS coord.
logged into EQuIS collect:
Lat: 42.2695007324219
Long: -71.086992363

Rite in the Rain

24D-0057-AS
Sample time: 1020
interval: 0.0-1.0 ft
samples: Full suite

- At 1.0 ft in original boring hole, refusal on cobble/gravel layer
- (8+) attempts at additional loc. w/in 10 ft buffer area (area mostly cut in half by river water line), could not meet or exceed max pen. of 1.0 ft (cobble, gravel, roots)

~~1011~~ Finish 24D-0057
1111
1142 @ 24D-0058
Arrow Gold GNSS DPS coord. entered into EQuIS collect:
Lat: 42.269409179 6875
Long: -71.086739258 6667
*General setting suggests likely sediment deposition, noted & photographed in EQuIS
PS 5/3 * water table met @ 0.25'
* ~1230 RP arrived for sample drop/pickup

24D-0058-AS
sample time: 1154
~~35~~ interval: 0-1 ft
samples: full suite
24D-0058-BS
sample time: 1229
interval: 1-2 ft
samples: full suite
24D-0058-CS
sample time: 1301
interval: 2-3 ft
samples: full suite

1340 Finish 24D-0058
1350 mob to 24D-0060
↳ SL, BAD to complete 24D-0059
1407 Start 24D-0060
1426 Sampling 24D-0060-AS moved to location below outfall, ~25 ft below flagged location
1442 Sampling 24D-0060-BS
~~1445~~ CSH
1445 bringing samples back to trailer

PS 4/5
Rite in the Rain

5/31/24 LNR PhII Soils

1519 Back at Trailer with samples → upload forms

Late Notes

24D-0060 ~~As~~ en location
42.269287109375
-71.0860057661667

* catch basin observed on Neponset Trail upgradient of 24D-0060 outfall

1530 WM, SH offsite

6/3/2024 LNR PHII Soils

0640 WM, SL onsite, open up trailer/conex

0700 SH onsite

objectives:

- WM, SH sample via boat w/ TG&B 24D-0001 → 24D-0003, scope out/recon maneuver for getting past RM ~2.4 rubble dam for flagging betw. 1.9-2.4
- additional sample team on land

Weather:

66°F H78 L60 Partly cloudy
5 mph wind, 12 mph gusts
AQI: 62

USGS

Nep. River @ Milton Village, MA - 01105566
Discharge: 380 cfs as of 6/3 0645

0710 decon equipment

~0720 JH (TG&B), SB onsite

0730 H&S tailgate meeting

0753 JH (TG&B), WM, SH @ boat launch RM ~2.5

0811 @ 24D-0003

0826 Begin 24D-0003

Arrow Gold GNSS GPS Coord.:
Lat: 42.2608337402344
Long: -71.1066980195

Rite in the Rain

6/3/2024 LNR PH11 Soils

24D-0003-AS
sample time: 0833
interval: 0.0-1.0 ft
samples: full suite

24D-0003-BS
sample time: 0850
interval: 1.0-1.5 ft
samples: full suite

↳ refusal on thick gravel/cobble layer at 1.5'. Layer initially met at 1.4' w/ max pen. @ 1.5'.

↳ NO CS sample @ 24D-0003 location; (5) additional attempts w/ refusal on large roots in surrounding area w/ in 10 ft buffer (did not penetrate deep enough to meet cobble/gravel layer at boring hole where sample was taken)

0915 finish 24D-0003, mob to 24D-0002

0917 arrived @ 24D-0002

0923 begin 24D-0002

PS 2/6

Arrow Gold GNSS GPS coord.
Entered into EQuIS:
Lat: 42.260742 1875
Long: -71.10696 8263 1667

24D-0002-AS
sample time: 0927
interval: 0.0-1.0 ft
samples: full suite

24D-0002-BS
sample time: 0951
interval: 1.0-1.9 ft
samples: full suite

↳ sidewall cave-in f/ sand w/ gravel layer submerged beneath WT, no definitive break f/ BS → CS when advancing

↳ NO CS sample at 24D-0002 location; (5) additional attempts w/ sidewall cave-in (shallow water table across entire mud flat outcropping)

1036 finish 24D-0002

1050 mob to 24D-0001

PS 3/6

Rite in the Rain

6/3/2024 LNR PHII Soils

1059 arrived @ 24D-0001

1105 begin 24D-0001

Arrow Gold GNSS GPS Coord.

Logged into EQuIS:

Lat: 42.2607727050781

Long: -71.1073322068333

24D-0001-AS

sample time: 1108

interval: 0.0-1.0 ft

samples: Full suite

24D-0001-BS

sample time: 1139

interval: 1.0-1.5 ft

Samples: Full suite

* Composite of (2) attempts w/ intervals of 1-1.5' & 0.5' recovery each.

* GPS point taken bet. 2 borings

↳ NO CS sample collected at 24D-0001, refusal on cobbles at max pen. of 1.5'.

↳ (4) total attempts

1213 finish 24D-0001

~1220 mob back to launch

PS4/6

6/3/24 LNR PhII Soils

1233 - back at launch to deliver samples, bring equip. back.

1308 Back at DCR launch. Checking passage over rubble dam and potential boat storage overnight.

~1345 on-water downstream of rubble dam @ RM ~2.4

Sketch of conditions: (6/3 1356)

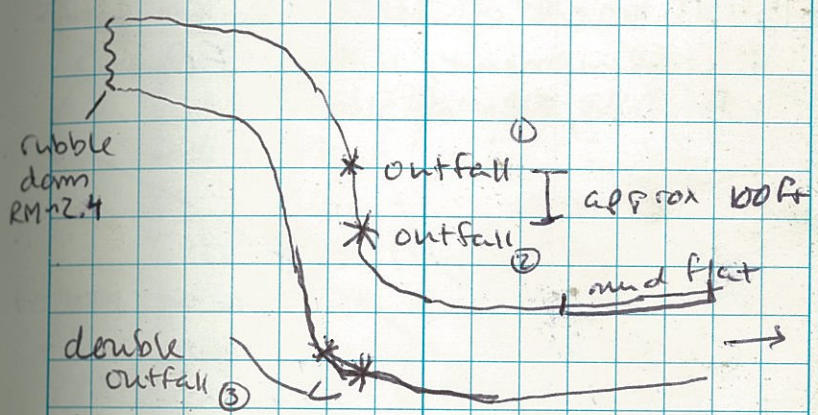

① outfall @ end of Belnel Rd

- propose (1) loc us for of outfall ①, (1) loc. inbetw., (1) loc. DS of outfall (2)

→ (2) outfalls, 1 N, 1 S Osceola St

PS5/6 → (1) N side Wachusett St, (1) S bet. Mas Pike

6/3/2024 LNR PH11 Soils

↳ outfall S side approx 100ft US f/ 2nd rubble dam @ RM ~ 1.9-2.0

1415 @ new pot. launch pt. US f/ 2nd rubble dam, WM & SH begin to figure out path back to staging area

~1450 back @ trailer, get flagging supplies to work back towards TG&B boat

~1545 back @ trailer, go ~~thru~~ thru Equipment, upload EQuIS

~1615 WM, SH offsite

6/4/2024 LNR PH11 Soils

0635 WM AECOM onsite
↳ SH onsite (0630)
↳ generate/review H&S tailgate form

0644 cal. PID
0646 scale check
Complete Equipment Blank ✓
CT (TG&B) onsite, SB onsite
↳ show where entrance to new boat launch is

Printed label: → 6/4/2024 0800

WM, SH mob to Ryan Playground
Objective: (BAD, SB flag w/ TG&B)
Sample: (WM, SH)
✓ 24D-0068 (MS/MSDS @ AS)
✓ 24D-0067 (" " " ")
24D-0066
24D-0065 (Dup " ")
WM mob back to staging area for supplies
0852 arrived @ 24D-0068
0900 begin 24D-0068
Arrow Gold Gnss GPS Coord
Entered into EQuIS:
Lat: see next page
Long: " " "

Rite in the Rain

6/4/2024 LNR PH11 Soils

24D-0068-AS

sample time: 0913
interval: 0.0-1.0 ft
samples: full suite
* volume for MS/MSDS

*WT met @ 1.1'

0955 GPS 42.2687683105469
-71.0832067458333

0958 sampling 24D-0068-BS
1019 sampling 24D-0068-CS
2-2.3 feet
sand and gravel below water table causing collapse in horizon. As a result there was more recovery from the horizon during attempts to penetrate below 2.3. No more penetration due to gravel and hole collapsing

finish 24D-0067 @ 1051

1056 Heading to 24D-0067

24D-0068-BS
Sample time: 0958
interval: 1-2 ft
samples: full suite

24D-0068-~~BS~~ CS
sample time: 1019
interval: 2-2.3'
samples: full suite

1112 @ 24D-0067 →

pg 2/5

~1200 TN @ 24D-0067 to pick up samples: 68AS, BS, CS + 67AS

6/4/2024 LNR PH11 Soils

1114 begin 24D-0067
Arrow Gold GNSS GPS Coord. Entered into EQuIS collect:
Lat: 42.268798828125
Long: -71.0835819713333

24D-0067-AS
sample time: 1120
Interval: 0-1 ft
samples: full suite
* volume for MS/MSDS @ AS
* outfall observed & photographed; approx. 20' upstream of 24D-0067 loc.
* WT met @ 0.35'

24D-0067-BS
Sample time: 1211
Interval: 1-2 ft
Samples: full suite

* Error: PICTURE NOT TAKEN FOR 24D-0067-BS SAMPLE/LITHOLOGY

24D-0067-CS
sample time: 1241
interval: 2-2.5 ft
samples: full suite

pg 3/5

Rite in the Rain

6/4/2024 LNR PH11 soils

→ however, lith. F/AS continues thru all of BS interval

↳ refusal on gravel layer at 2.5' max pen..

1312 Finish 24D-0067 location

1333 Arrived @ 24D-0066 "

1347 Begin 24D-0066 → location →

~1350 RP @ 24D-0066 for sample pickup: 67 BS, CS

24D-0066-AS

*WT @ 0.5' met

Sample time: 1353

interval: 0-1 ft

Samples: full suite

24D-0066-BS

Sample time: 1433

interval: 1-1.8 ft

Samples: full suite

↳ NO CS sample at 24D-0066; refusal on gravel layer; max pen. @ 1.8'

↳ (5) additional attempts

1458 Finish 24D-0066

1517 Heading back to trailer

↳ bring in samples / QC EQuIS

pg 4/5.

6/4/2024 LNR PH11 soils

↳ review plan/obj. for tomorrow 6/5/2024

24D-0066

Arrow Gold GNSS GPS coord.

Entered into EQuIS collect:

→ Lat: 42.268920898 4375

Long: -71.0839125 666667

~1600 WM, SH offsite



pg 5/5

Rite in the Rain

6/5/2024 LNR PH11 Soils

0640 WM AECOM onsite
↳ SL, SH onsite
↳ SL generate tailgate form, cal PID, scale check
Re-Decon equipment, pack supplies, review H&S, obj.

Objectives:
- WM, SH, SL sample loc. 65, 69, 70, 71 by hand
- BAD, SB, SH (TG&B) sample & flag by boat (betw. 1.9/2.0-2.4)

Weather:
62°F H85C57 Sunny, humid
7 mph, 16 mph gusts / AQI: 30

0710 BAD onsite
0725 SB onsite
0735 WM, SH, SL @ Ryan Playgr. mob to 24D-0065

0749 arrive at 24D-0065
0752 begin at 24D-0065
0811 sample time for 24D-0065-AS+AD
interval: 0.0 - 1 ft
samples: full suite for AS + AD.
BS/T - WT met at 0.9'

6/5/2024 LNR PH11 Soils

arrow gold gps coord. entered into equis for 24D-0065:
Lat: 42.26898193359 38
Long: -71.08427099

24D-0065-BS
sample time: 0851
interval: 1.0-1.2
samples: PCB jar filled only.
↳ no TS, sample at 0065, refusal at 1.2' cobble at max pen.
↳ (5) additional attempts advancing through similar conditions w/out pen. past 1.2'

0904 Finish 24D-0065 loc.
0910 mob to 24D-0069 loc.
0923 Start 24D-0069-AS
0928 Sampling 24D-0069-AS
Interval: 0-1 foot - WT met at .35'
Full suite of analyses
0955 Sampling ~~24D-0069~~ 24D-0069-BS
interval: 1-1.8 feet
Samples: Full suite
BS/T

Rite in the Rain

6/5/2024 LNR PH11 Soils

No CS sample collected:
↳ refusal on roots w/ sand & gravel material collapsing
↳ (3) additional attempts inc. widening of original boring hole; collapse of coarse materials and high root masses/thick roots also encountered

max pen. @ 1.8'

Arrow Gold GNSS GPS
Coord. entered into EQuIS
collect for 24D-0069:
Lat: 42.268798828125
Long: -71.082890844

1017 Finish 24D-0069 loc.
1034 Arrive @ 24D-0070 loc.
1035 Begin 24D-0070

Arrow Gold GNSS GPS
Coord. Entered into EQuIS
collect: (see next pg)
Lat: ~~42.269012451179~~ pm
Long: ~~-71.08261353~~ pm

24D-0070-AS
Sample time: 1040
Interval: 0-1 ft
Samples: full suite
* WT met @ ~~0.8~~ pm 0.65'

pg 3/7

6/5/2024 LNR PH11 Soils

24D-0070-BS
Sample time: 1054
interval: 1-2 ft
samples: full suite

*Error: no PID reading for BS

~1100 Tristan Pluta EPA onsite
~1125 " " " offsite

24D-0070-CS
Sample time: 1139
Interval: 2-3 ft
Samples: full suite

1210 JL mob to meet VM near Ryan Playground for sample pickup, DI dropoff

1215 Finish 24D-0070 loc

Updated Coord. w/ improved accuracy:
Lat: 42.2698193335938
Long: -71.0825946968333

1225 mob to 24D-0071

pg 4/7

Rite in the Rain

1240 begin 24D-0071 loc.
Arrow Gold GNSS GPS
coord. entered into EQuIS:
Lat: 42.26916503900025
Long: -71.08230898933333
24D-0071-AS
sample time: 1240
interval: 0-1 ft
samples: full suite
24D-0071-BS
sample time: 1311
interval: 1-2 ft
samples: full suite
24D-0071-CS
sample time: 1337
interval: 2-2.6 ft
samples: full suite.

↳ sand & gravel collapse preventing further advancement past max pen. of 2.6 ft

1400 finish 24D-0071
↳ mob to 24D-0072
1410 @ 24D-0072

PBS/7

1423 begin 24D-0072
Arrow Gold ~~GPS~~ GNSS GPS
Coord. logged into EQuIS
collect for 24D-0072:
Lat: 42.26937866218994
Long: -71.08210536933333

24D-0072-AS
sample time: 1426
interval: 0.0-1.0'
samples: Full suite
* MS/MSD taken for AS horizon
24D-0072-BS
sample time: 1505
interval: 1-2'
samples: Full suite
↳ WT met @ 1.1'
24D-0072-CS
sample time 1522
interval: 2-2.4'
samples: Full suite

↳ refusal on gravel layer max pen @ 2.4'
1544 finish 24D-0072 PBS/7

Rite in the Rain

6/5/2024 LNR PHII Soils

- mob back to trailer
- 1615 JL, WM, SH AEcom offsite

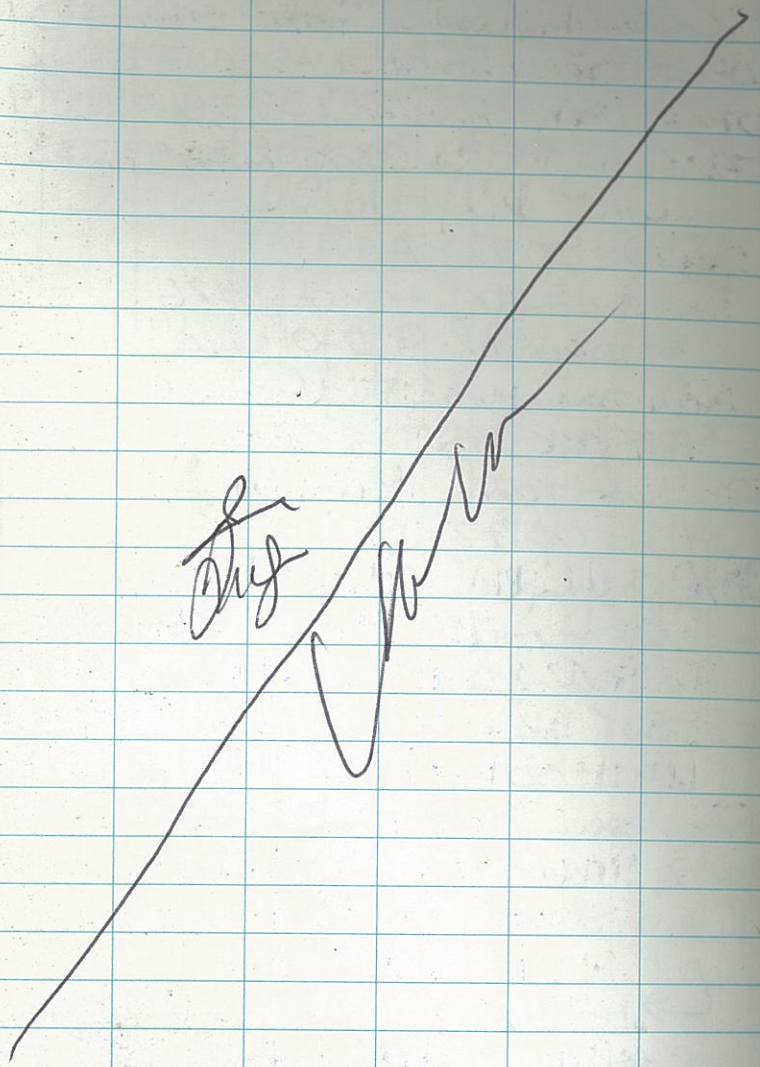

PJ 7/1

6/6/2024 LNR PHII Soils

0640 WM AECOM onsite
↳ SH, JL onsite (0630)
↳ tailgate form generated
~0715 JB onsite
~0725 BAD onsite
0738 WM, JL, SH mob to Ryan Playground

Obj:
Land team: sample 73, 74 (WM, JL, SH)
Advance team: Flag (BAD, JB)

0752 @ Ryan Playground

0830 Begin 24D-0073
arrow gold GNSS gps coord.
entered into EQUIS:
Lat: 42.269153125
Long: -71.081776587 1667

24D-0073-AS
Sample time: 0850
Interval: 0-1 ft
sample: full suite.

24D-0073-BS
Sample time: 0920 (MD)
Interval: ~~2-2.4 ft~~ 1-1.4

PJ 1/5

Rite in the Rain

6/6/24 LNR PH II SOILS

sample: full suite

No CS sample at 24D-0073 due to refusal at gravel layer, increasing grain size with depth. Five additional attempts to exceed max pen. of 1.4'.

*location downstream of Boston water and sewer commission stormwater outfall #209.

0936 Finish 24D-0073

0947 Begin 24D-0074 ms/msd
arrow gold GNSS gps cord.
entered into equis:
Lat: 42.269592285156 3
Long: -71.081410689116 67
24D-0074-AS
sample time: 0958
interval: 0-1 ft
sample: Full suite - ms/msd
24D-0074-BS
sample time: 1034
interval: 1-2 ft
sample: full suite
24D-0074-CS
sample time: 1055
interval: 2-2.9 ft

sample: full suite

↳ refusal @ 2.9' max pen. on cobbles, HT slowly responding, measured @ 0.9'

1119 finished 24D-0074

↳ mob back to Ryan Playground

↳ Tessa Murphy (TM) AECOM sample dropoff/pickup
pick up: 0073, 74
dropoff: 0192, 0193, 0195

1235 Arrive @ 24D-0195

1240 Begin 24D-0195
arrow gold GNSS gps cord.
entered into equis:
Lat: 42.269805908203 1
Long: -71.076617969333 3
24D-0195-AS ms/msd
sample time: 1253
interval: 0-1 ft
sample: full suite

* NOTE: Found 24D-0194 flag on ground near 0195 → will need to be re-shot

Rite in the Rain

6/6/2024 LNR PHII Soils

↳ max pen. at 1.0 ft
↳ NO BS, CS samples at 240-0195, refusal on large/coarse gravel & large roots
↳ (5) additional attempts

1324 Finish 240-0195
1437 Start 240-0197
Could not locate 192 and 193. After call w/trawler team, decided to sample 197. 196 has some location issues. Not cleared to sample yet.
GPS: 42.269927978556
-71.075844630667
1446 Sampling 240-0197-AS
Interval 0-1 ft
Full suite
1507 Sampling 240-0197-BS
Interval 1-2 ft
Full suite
1527 Sampling 240-0197-CS
Interval 2-2.4 ft
refusal on gravel, full suite

PS 4/5

6/6/2024 LNR PHII Soils

1539 Done at 240-0197
1600 Returning to Ryan's Playground (truck) then trailer
~1615 back @ trailer
1630-1645 WM, JL, SH offsite

PS 5/5

Rite in the Rain

6/7/2024 LNR Phase II Soils

0630 JL AECOM onsite
↳ WM mob to Dana Ave to photograph updated cond. of the LNE/MB confluence
0650 WM back @ trailer
↳ JL cal. PID, scale check, tailgate form, float plan
0720 SB AECOM onsite
-0730 CT MB onsite
0744 mob to path across ~~from~~ 2 96 Brush Hill Rd.
0812 on-water
0814 arrive @ 24D-0022 on N side, slight sheen ~~(swirling)~~ observed along shoreline
0820 begin 24D-0022
Arrow Gold GNSS GPS
Coord. entered into EQuIS:
Lat: 42.262145996093 8
Long: -71.099623876

↳ GPS point taken between 2 boring hole attempts; volume needed for AS horizon:
Attempt #1: 0.0-1.0'
Attempt #2: 0.0-1.0'

P1/2

6/7/2024 LNR Phase II Soils

WT met @ 0.4' for 0022-AS

0901 finish 24D-0022

24D-0022-AS
Sample time: 0826
interval: 0.0-1.0' *
Samples: Full suite
* see note above re: 2 attempts needed for AS volume (composite)
24D-0022-BS
Sample time: 0847
interval: 1.0-1.9' *
Samples: Full suite
* sample taken f/ Attempt #2 boring hole, max pen. @ 1.9'

↳ sidewall collapse beneath WT met @ 0.4' preventing further advancement
↳ NO CS sample @ 24D-0022
↳ (3) total attempts
↳ poison ivy abundant
0917 arrived @ 24D-0131
0926 begin 24D-0131
Arrow Gold GNSS GPS coord. Entered into EQuIS:
Lat: 42.261657714 8438
Long: -71.099608073 5

P2/2

Rite in the Rain

6/7/2024 LNR PHII Soils

24D-0131-AS
Sample time: 0930
Interval: 0-1.0'
Samples: Full suite

24D-0131-BS
Sample time: 1010
Interval: 1.0-1.4'
Samples: Full suite

↳ ~~Sandy~~ sand & gravel sidewall collapse preventy further advancement past 1.4' max pen.
↳ no CS sample @ 24D-0131; (3) total attempts

1030 Finish 24D-0131
1044 Arrive @ 24D-0130
1047 Begin 24D-0130 (MU)
Arrow gold GNSS ~~EQUIS~~
gps cord. entered into EQUIS:
Lat: 42.261474609375
Long: -71.09984284995
24D-0130-AS
BS 3/7 Sample time: 1056
Interval: 0-1 ft

Sample: full suite
24D-0130-BS
Sample time: 1119
Interval: 1-2 ft
Sampul: full suite
24D-0130-CS
Sample time: 1159
interval: 2-2.1 ft
* Samples: PCB jar only
↳ refusal on gravel & cobble.
↳ tile spade used, could not advance past max pen. 2.1'.
1209 finish 24D-0130.
1248 arrive @ 24D-0132
1250 begin 24D-0132
Arrow Gold GNSS GPS coord. entered into EQuIS:
Lat: 42.26193237304697
Long: -71.09938336666667
↳ GPS point taken betw. Att #2 & 3
large roots - Attempt #1 - max pen. 0.4' - discard
Attempt #2 - 0-1' (AS), 1.0-1.4' (BS)
Attempt #3 - 1.4'-2.0' (BS) BS 4/7
↳ refusal on gravel/cave-in @ 2.0'

Rite in the Rain

6/7/2024 LNR PHII Soils

24D-0132-AS
Sample time: 1259 @ EST
interval: 0-1.0 ft 0.8' rec
Samples: Full suite

24D-0132-BS
Sample time: 1319
* interval: 1-2 ft
Samples: Full suite
↳ see notes on bottom of prev. pg. Composite of AH #2 1-1.4' & AH #3 1.4-2.0'

↳ AH #2 max pen. refusal on gravel 1.4'
↳ AH #3 max pen. refusal on gravel/cave-in 2.0'
↳ NO CS Sample @ 24D-0132

1401 Finish 24D-0132
↳ word f/ trailer to continue sampling, mob to 24D-0129
1405 arrive @ 24D-0129
1409 begin 24D-0129

pg 5/7

Error: PICTURE NOT TAKEN FOR 24D-0129-AS LITHOLOGY/SAMPLE

24D-0129-AS
Sample time: 1421
Interval: 0-1 ft
Samples: Full suite

24D-0129-BS
Sample time: ~~13~~ 1439
interval: 1-2 ft
Samples: Full suite

↳ Sand & gravel sidewall collapse preventing further advancement past max pen. of 2.0'
↳ WT met @ 0.8'
↳ NO CS Sample @ 24D-0129

Arrow Gold GNSS GPS coord. Entered into EQuIS:
Lat: 42.26126098632781
Long: -71.16802753775

1509 Finish 24D-0129
1512 mob back to launch pt.
↳ mob back to trailer to end day
~1600 upload EQuIS Form

pg 6/7

Rite in the Rain

6/7/2024 LNR ~~B~~ PH11 Soils

1600-1615 WM, JL offsite

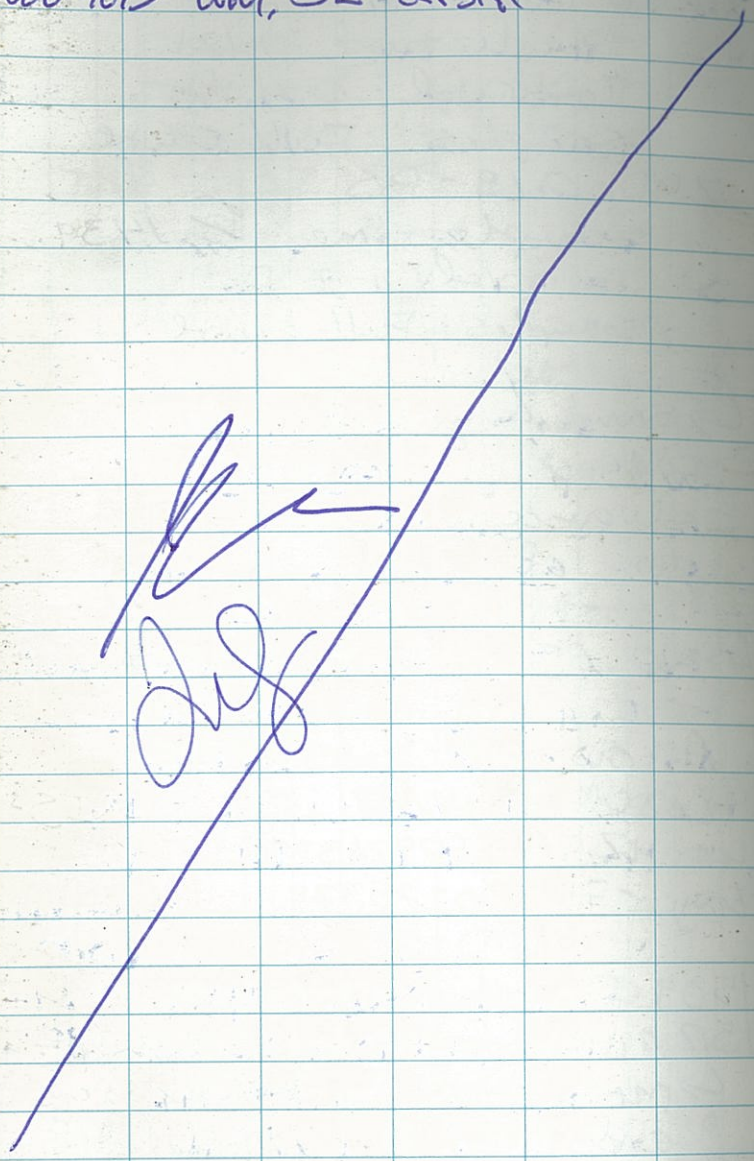

Pg 7/7

6/10/2024 LNR PH11 Soils

0630 JL onsite

0640 WM onsite

↳ JL generate tailgate/float plan; cal PID & scale check

↳ team gathers equipment

SB, JH (TG&B) onsite

Obj:

Boat team: sample 0128-0124 (WM, JL, JH [TG&B])

Land team: BAD, SB

mob to path/put-in

0756 - AECOM/TG&B on-water

0812 begin 24D-0128

Arrow Gold GNSS GPS coord. Entered into EQuiS collect for 24D-0128 location:

Lat: 42.26110839.84375

Long: -71.100254649666 7

ft below 2 attempts *

* outfall present just us/upgradient

24D-0128-AS - Attempt ~~#2~~ #1 boring

sample time: 0827

interval: 0-1 ft

samples: Full suite

↳ refusal on gravel at 1 ft, Attempt #2 boring for remaining samples

Pg 1/5

Rite in the Rain

6/10/2024 LNR PH11 soils

24D-0128-BS - Attempt #2 boring
sample time: 0910
interval: 1-2 ft
samples: Full suite

24D-0128-CS - Attempt #2 boring
sample time: 0948
interval: 2-2.4 ft
samples: Full suite

↳ sidewall collapse beneath WT met @ 1.8' preventing further advancement past max pen. @ 2.4'

1010 Finish 24D-0128 location
1020 arrive @ 24D-0127 "
Arrow Gold GNSS GPS cord. entered into JMD equis collect for 24D-0~~128~~127 location:
Lat: 42.260986328125
Long: -71.1004953401667
} pt taken in betw. of (4) boring hole attempts

24D-JMD 0~~128~~127-AS
sample time: 1041
interval: 0.0-0.9' *
samples: Full suite

* 1025 begin 24D-0127

* see next pg for interval notes

6/10/2024 LNR PH11 Soils

* 24D-0127-AS sample composite of (4) attempts w/ max pen. of 0.9':
Attempt #1: 0.0-0.6'
Attempt #2: 0.0-0.9'
Attempt #3: 0.0-0.5'
Attempt #4: 0.0-0.7'
↳ refusal on large roots. No CS or BS samples

1115 Finish 24D-0127
1126 mob to 24D-0126
1131 arrive @ 24D-0126
1137 begin 24D-0126
Arrow Gold GNSS GPS cord. entered into equis collect for 24D-0126:
Lat: 42.2608337402344
Long: -71.1007364243333

24D-0126-AS
sample time: 1146
interval: 0-1 ft
sample: Full suite

24D-0126-BS
sample time: 1227
interval: 1-1.9 ft
samples: Full suite

↳ Sand & gravel cave-in preventing advancement past max pen. 1.9 ft

Rite in the Rain

6/10/2024 LNR PH11 Soils

↳ No CS sample collected at 24D-0126 (see cave-in notes on bottom of prev. page).

↳ (3) attempts → boring hole location upgradient of target Flag w/ in 10 ft radius (best/most likely projection of recovery → shoreline w/in 10 ft radius covered w/ cobble, gravel, roots, large Maple tree). Leaf litter present.

1304 Finish 24D-0126

1321 Begin 24D-0125

~~to~~ Arrow Gold GNSS GPS coord. Entered into EQuIS collect:

Lat: 42.260650634 7656

Long: -71.101034543 3333

24D-0125-AS

sample time: 1328

Interval: 0-1 ft

samples: Full suite

↳ Field duplicate taken @ 24D-0125-AS horizon: 24D-0125-AD

PS 4/5

6/10/2024 LNR PH11 Soils

24D-0125-BS

sample time: 1354

Interval: 1-2 ft

samples: Full suite

↳ Sand & gravel sidewall collapse beneath WT met @ 0.5' preventing further advancement past 2.0' max pen. at Attempt #1

2↳ (4) total attempts

↳ NO CS sample collected at 24D-0125

14

1342 Finish 24D-0125

14 1345 mob to 24D-0124

14 1347 Arrived @ 24D-0124

↳ call RP, TN → mob back to trailer

Back @ trailer, bring in supplies/samples, upload EQuIS.

PS 5/5

Rite in the Rain

6/11/2024 LNR PH II Soils

0630 SL onsite
0640 WM onsite
↳ SL cal PID, scale ck, float plan, tailgate form
0656 WM, BAD call regarding Advance Flagging Team scope
~0730 CT (TG & B), SB onsite
~~Obj:~~
Boat team: WM, SL, CT mob to 4 sample 24D-0124 → 0120
Land team: BAD, SB continue to flag
0806 Boat team on-water
↳ message SSHO
0814 @ 24D-0124
f/ GK email 0124 to be offset 4 ~~ft~~ (dist. flag needs to be moved away f/ the river's
0825 edge & up the bank)
~~0824~~ Begin 24D-0124
Arrow Gold GNSS GPS Coord. Entered into ECQuIS collect for 24D-0124:
Lat: 42.260467529 2969
Long: -71.101294465 3333

PJ/B

↳ first (2) attempts augered into cavity beneath dense topsoil (>1 ft pen. drop down w/ < 0.5 ft recovery); discard
↳ Attempt #3 → 1.0 ft pen., 1.0 ft recovery to begin boring hole (use this location for collecting samples).

24D-0124-AS
Sample time: 0847
Interval: 0-1 ft
Samples: Full suite
24D-0124-BS
Sample time: 0926
Interval: 1-2 ft
Samples: Full suite
24D-0124-CS
Sample time: 1002
Interval: 2-3 ft
Samples: Full suite
↳ WT met @ 2.4'

1034 Finish 24D-0124
1035 mob to 24D-0123
1038 arrive at 24D-0123

PJ/B

Rite in the Rain.

6/11/2024 LNR PHII Soils

1046 Begin 24D-0123

Arrow Gold GNSS GPS coord Entered into EQuIS collect for 24D-0123:

Lat: 42.260314941406 3

Long: -71.101570943333 3

* outfall just us/upgradient
* f/ GK email 0123 to be offset 10 ft as prev. described

24D-0123-AS (Attempt #1)

Sample time: 1105

Interval: 0.0-0.6'

Samples: Full suite

↳ 3 Additional attempts:

~~Attempt #2~~: 0.4'

Attempt #3: 0.5' } discard

Attempt #4: 0.4'

↳ NO BS, CS samples collected @ 24D-0123; refusal on roots. 0.6' @ attempt #1 max pen.

1154 Finish 24D-0123

1155 mob to 24D-0122

PJ 3/5

1158 Arrive @ 24D-~~0123~~ 0122 location

* f/ GK 0122 to be ~~offset~~ 1 ft as prev described

1214 Begin 24D-0122

Arrow Gold GNSS gps Coord entered into EQUIS collect for 24D-0122:

Lat: 42.260131835937 5

Long: -71.101843834333 3

24D-0122-AS

Sample time: 1227

Interval: 0.0-1.0'

Samples: full suite.

24D-0122-BS

Sample time: 1251

Interval: 1.0-2.0'

Samples: full suite

24D-0122-CS

Sample time: 1316

Interval: 2.0-2.6'

Samples: full suite

→ refusal at ~~end~~ 2.6 ft on gravel layer

~~finish~~

1349 Finish 24D-0122

1225 Negonset Watershed Assc. paddled by (3 people)

PJ 4/5

Rite in the Rain

6/11/2024 LNR PHL Soils

1432 Begin 24D-0121
Arrow gold GNSS gps cord. entered into equis collect for 24D-0121:
lat: 42.259948730468 8
Long: -71.102131729 1667
24D-0121-AS
sample time: 1441
interval: 0.0-1.0'
sample: full suite
24D-0121-BS
sample time: 1509
interval: 1.0-1.5'
sample: full suite.
→ refusal at 1.5 ft on gravel layer (3 attempts)
↳ NO CS sample @ 24D-0121 location

1531 Finish 24D-0121
1539 mob back to launch pt to head to trailer
1645 WM, JL offsite

PS 5/5

0630 JL AECOM onsite
↳ 0640 CDM onsite
↳ cal PID, scale check, tailgate form, float plan
* WM, JL complete Equipment Blank
~~0740~~-0745 SB AECOM & JH TLeB onsite
↳ boat team mob to launch pt (WM, JL, JH)
Obj:
Boat team: sample:
✓ 24D-0120 (Dup @ AS)
✓ 24D-0119 (MS/MSD @ AS)
✓ 24D-0118 (MS/MSD @ ~~BS &~~ AS)
✓ 24D-0117
24D-0116
Land team: continue flagging (BAD, SB)
0818 pack boat w/ equipment on water
0828 arrived @ 24D-0120
* Per GK pinflags to be offset by 6 ft as previously described
0845 Begin @ 24D-0120 PS

Rite in the Rain

6/12/2024 LNR PH11 soils

arrow gold GNSS gps cord. entered into equis collect for 24D-0120:
Lat: 42.2597961425781
Long: -71.10245378

24D-0120-AS & AD
sample time: 0905
interval: 0.0 - 0.7 ft
sample: full suite.
↳ refusal on cobble and large roots at 0.7' max pen.
↳ (3) attempts, no BS or CS samples collected
*↳ field duplicate collected at 24D-0120-AS horizon; sample ID: 24D-0120-AD

0940 Finish 24D-0120 loc.
0955 mob to 24D-0119 "
0958 @ 24D-0119
*↳ outfall is readily visible f/ the flagged location & the end of the outfall is not under water, then sample soil f/ the waters edge downgradient of the outfall

Per GK

pg 2/7

6/12/2024 LNR PH11 Soils

1032 arrive @ Adjusted by WM, SL
24D-0119 location to
* account for outfall present
* as directed by GK

1037 Begin 24D-0119
Arrow Gold GNSS GPS coord. entered into EQuIS collect for 24D-0119:
Lat: 42.2596435546875
Long: -71.1028730325
↳ pt taken betw. (2) attempts
- outfall present upgradient slightly upstream from sample location
- 24D-0119-AS originally MS/MSD → (1028) call w/ TN to inform volume not likely for AS
↳ mostly all revetment, boulders, armor

24D-0119-AS
sample time: 1056
Interval: 0.0 - 0.6' max pen.
Samples: PCB, SVOC, Metals + Mercury
↳ Composite of: Attempt #1 0.0-0.6 pg 3/7
Attempt #2 0.0-0.4'

Rite in the Rain

6/12/2024 LNR PH11 Soils

↳ (5) total attempts to meet prev. described Guidelines for adjusting
↳ WT met @ 0.4' in Attempt #1 boring hole
↳ refusal on revetment/armor @ 0.6' (#1) & 0.4' (#2)
↳ NO BS, CS samples collected @ 24D-0119

1128 Finish 24D-0119 loc.
1151 mob to 24D-0118 loc.
1153 arrived @ 24D-0118 loc.
1156 call w/ GK to confirm sample loc.
↳ outfall is readily visible & the flagged location & the end of the outfall is not under water, then sample soil f/ the waters edge downgradient of the outfall
* DO not ~~to~~ ~~m~~ need to move pin flag as flagged location meets the criteria above
1207 begin 24D-0118

6/12/2024 LNR PH11 Soils

1208 call w/ BP to inform of outfalls near 0119, 0118 & direction taken f/ GK
1212 call w/ TN to inform MS/MSD volume unlikely @ 24D-0118 for AS
↳ mostly all revetment, boulders, armor

Arrow Gold GNSS GPS coord. entered into EQuIS collect for 24D-0118:
Lat: 42.259613037 1094
Long: -71.10303 99045

24D-0118-AS
sample time: 1217
Interval: 0.0-0.7'
Samples: Full suite

↳ (3) total attempts
↳ No ~~BG~~ BS, CS samples collected at 24D-0118
↳ refusal on revetment/armor @ 0.7' max pen.
1255 Finish 24D-0118

Rite in the Rain

6/12/2024 LNR PHII Soils

1257 mob to 24D-0117
1300 Arrive @ 24D-0117
* per GK pinflag to be offset by 11 ft as prev. described.
1306 Begin 24D-0117
arrow gold GNSS gps cord. entered into equis collect for 24D-~~0177~~-0117
Lat: 42.259826666015625
Long: -71.10436337183333
24D-0119-AS
sample time: 1324
interval: 0-1.0 ft
sample: full suite
24D-0117-BS
sample time: 1350
interval: 1.0-2.0 ft
sample: full suite
24D-0117-CS
sample time: 1423
interval: 2.0-3.0 ft
sample: full suite

1449 Finish 24D-0117
1450 mob back to launch & to head to trailer.

PS 6/7

6/12/2024 LNR PHII Soils

1456 back @ launch point
1515 Back @ trailer
↳ PID, scale check, put equipment away, bring in samples
1543 Call w/ Jim Herberich regarding EQuIS collect points/ArcGIS Field Maps on iPad
1615 QC notes/EQuIS, upload
~~1630 WM, SL offsite~~
& -1630 Speak w/ BAD
-1650 SL, WM offsite

PS 6/7

Rite in the Rain

6/13/2024 LNR PHII Soils

0640 WM, SL onsite
↳ cal PID, scale check, tailgate form, float plan
~0715-0730 BAD, SB, CT (TG EB) onsite

Obj:
Boat team (WM, SL, CT):
Sample: 24D-0116
24D-0115 (Dup)
24D-0114
24D-0113 (Dup)
24D-0019 (MS/MSD)

Land team (BAD, SB):
Switch f/ flagging to sampling

0806 boat team on water
0828 @ 24D-0116 * (offset 1 ft per TN)
0832 Begin 24D-0116
arrow gold GNSS gps cord. entered into equis collect for 24D-0116:
lat: 42.260009765625
long: -71.1045048295
24D-0116-AS
Sample time: 0840
interval: 0-1 ft
Sample: full suite

BS 1/7

24D-0116-BS:
Sample time: 0907
interval: 1-2 ft
Sample: full suite
↳ WT met at 1.6 ft
24D-0116-CS
Sample time: 0937
intervals: 2.0-2.8 ft
Sample: full suite
↳ refusal on gravel at ~~1.8 ft~~ 2.8 ft

* ↳ leave GPS behind for accuracy to improve

1007 Finish 24D-0116
1023 Arrive @ 24D-0115
* offset 23 ft per TN
↳ deceased snapping turtle by pin flag prior to offset
↳ mussel seen on shoreline en route to 0115 (~RM2.3)
↳ photograph, collect, send to Sean Maxwell (SM)
1035 begin 24D-0115

BS 2/7

Rite in the Rain

6/13/2024 LNR PHII Soils

Arrow Gold GNSS Coord.
Entered into EQuIS collect:
Lat: 42.260223388 6719
Long: -71.104773005 66657

24D-0115-AS
sample time: 1044
interval: 0.0 - 1.0 ft
sample: full suite and dup. collected @ AS horizon.
sample ID: 24D-0115-AD
24D-0115-BS
sample time: 1128
interval: 1-1.6'
sample: Full suite

↳ refusal on cobble @ max pen 1.6'
↳ NO CS sample collected @ 24D-0115
↳ (3) additional attempts w/ refusal on cobbles & roots (1.6' not met or exceeded)
~~1140 mob back to~~
PS 3/7 1140 mob back to 0116 to take picture of ⇨

6/13/2024 LNR PHII Soils

boring hole & retrieve GPS (accuracy had settled/improved)
↳ bring GPS to 0115 boring

~~HE~~
1149 finish 24D-0115
1150 mob to 24D-0113
1156 arrived @ 24D-0113
1225 Begin 24D-0113.
arrow gold GNSS coord. entered into EQUIS collect: ~~42~~
Lat: 42.260528564 4531
Long: -71.105145459 3333
* ↳ offset 18 ft per TN
24D-0113-AS
sample time: 1233
interval: 0.0-1.0 ft
sample: full suite.
→ Dup. collected at AS
sample ID: 24D-0113-AD
24D-0113-BS
sample time: 1259
interval: 1.0-2.0 ft
sample: full suite

PS 4/7

Rite in the Rain

6/13/2024 LNR PHII Soils

24D-0113-CS
sample time: 1321
interval: 2.0 - 2.2 ft
sample: full suite
↳ refusal on gravel, also sidewall collapse f/ sand & gravel

1356 Finish 24D-0113
↳ mob DS to 24D-0114
1408 begin 24D-0114
*↳ offset by 14 ft per TN

Arrow Gold GNSS GPS coord. entered into EQuIS collect:
Lat: 42.260437011718 8
Long: -71.104882030 5

24D-0114-AS
sample time: 1416
Interval: 0.0 - 1.0 ft
Samples: Full suite
24D-0114-BS
sample time: 1433
Interval: 1 - 2 ft
Samples: Full suite

PSS/T

24D-0114-CS
sample time: 1455
Interval: 2 - 2.6'
Samples: Full suite

↳ Dry clay density increasing with depth & compaction preventing further advancement past 2.6' max pen.

1510 Finish 24D-0114
1514 mob back to launch point
1517 mussel seen @ bottom of river by bend (~2 ft depth)
↳ next to tire, coarse rocky bottom (~RM 2.29)
1522 Approx 200 ft + stretch of similar conditions as above w/ res underwater & likely hundreds of clam (?) shells (open/dead) (~RM 2.14-2.19)
↳ approx. B/ 24D-0126/7 - 0125/4
1526 back @ launch point
1545 @ trailer

PSG/T

Rite in the Rain

6/13/24 LNR PH II Soils

~1550 TG & B offsite

↳ EPA Tristan Pluta onsite when we arrived back @ trailer

~1610 SB offsite

1612 upload EQuIS form

~1630 WM, JL offsite

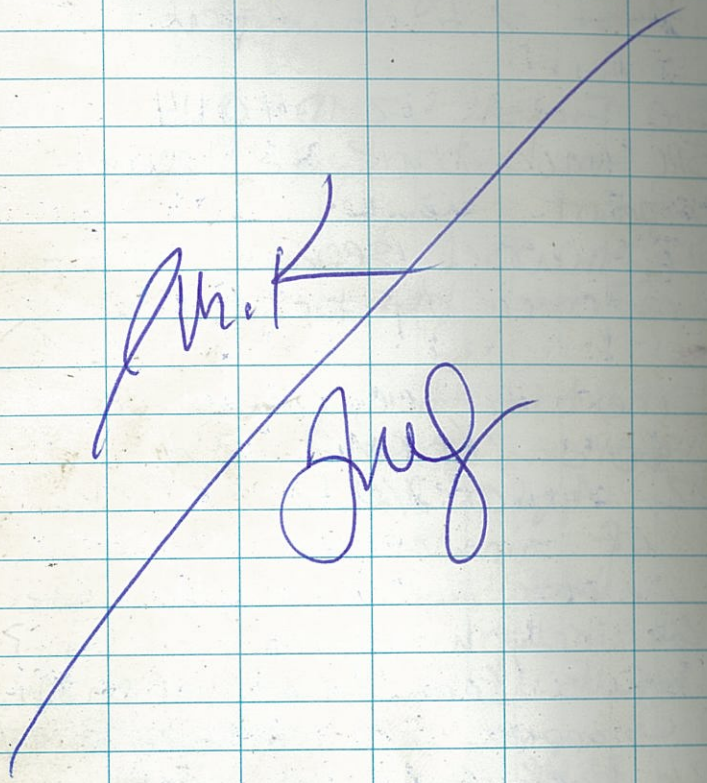

MJ 7/7

0640 WM, JL onsite

~0730 CT TG & B onsite

↳ Boat team mob to launch

~0815 on-water - message SSHTO

0817 @ 24D-0019

↳ per JN 10 ft offset

0822 begin 24D-0019

Arrow Gold GNSS GPS

Coord Entered into EQuIS collect:

Lat: 42.261444 0917969

Long: -71.10031795 95

↳ pt taken between (2) boring attempts

24D-0019-AS

sample time: 0827

Interval: 0-1 ft

samples: Full suite

* volume collected for MS/MSD

↳ (2) attempts 0.0-1.0' w/ 1' recovery each → composite

* WT met @ 0.8' in each boring hole

24D-0019-BS (8/ Attempt #1 boring)

sample time: 0931

Interval: 1-1.6 ft

samples: Full suite

MJ 8/8

Rite in the Rain

6/14/2024 LNR PH 11 Soils

↳ NO CS sample collected. Sand & gravel sidewall collapse preventing further advancement past 1.6' max pen..

↳ (3) total attempts

per TN 2ft offset

0950 Finish 24D-0019
1000 arrive at 24D-0018
1013 begin 24D-0018
arrow gold GNSS gps coord. entered into equis collect:
Lat: 42.2612609863281
Long: -71.1005703776667
24D-0018-AS
sample time: 1013
interval: 0.0-1.0ft
sample: full suite

↳ WT met @ 0.7'

↳ No BS or CS samples collected, (3) total attempts

↳ Attempt #1 (AS collected): refusal on large cobble layer and broken glass at 1.0'

pg 2/6

6/14/2024 LNR PH11 Soils

↳ Attempt #2: refusal on large cobble layer at 1.0'

↳ Attempt #3: sidewall collapse f/ wet silt and organics preventing further advancement past 1.0' max ~~pen~~ pen..

1104 Finish 24D-0018
1111 mob to 24D-0017
1114 @ flagged 24D-0017

↳ outfall seen in transit f/ 24D-0017. However per GK:

* IF the outfall is not readily visible from the flagged location, then use the flagged location.

↳ WM, SL offset 0117 by 9 ft (per TN) & do not adjust for outfall as directed above

1147 Begin 24D-0017 JMC
~~arrive at 24D-~~
arrow gold GNSS gps pg 3/6

→

Rite in the Rain

6/14/2024 LNR PHL Soils

Coord. entered into equis

Collect:

Lat: 42.261138916 0156

Long: -71.100853214

24D-0017-AS

sample time: 1156

interval: 0.0 - 0.4 ft

sample: full suite.

↳ majority of 10 foot radius is covered in PI, thorny vines + dead trees

* ↳ Per TN 9 ft offset

↳ 1+ attempts ~~##~~ sampable area.

↳ refusal on large roots

↳ NO BS, CS samples collected @ 24D-0017

1223 Finish 24D-0017

↳ mob to 24D-0016

1248 @ area DS of outfall identified.

* Per GK:

If the outfall is readily visible f/ the flagged location and the end of the outfall

BS 6/6

is not underwater then sample soil @ the waters edge downgradient of the outfall

1250 move 24D-0016 pin flag downgradient of outfall

1257 24D-0016 begin arrow gold GNSS gps

Coord. entered into equis

Collect:

Lat: 42.261047363 2813

Long: -71.101023786 8333

24D-0016-AS

sample time: 1305

interval: 0.0 - 1.0 ft

sample: full suite

24D-0016-BS

sample time: 1316

interval: 1.0 - 1.3 ft

sample: full suite

↳ sand & gravel collapse - no CS

↳ impending thunder storms

1334 heard thunder - mob back to launch point to demob for day/week BS 5/6

taken 6/17

Rite in the Rain.

6/14/2024 LNR PHII soils

↳ No GPS point taken @ 0016, need to reshoot on Monday 6/17

"/1400 WM, SL offsite

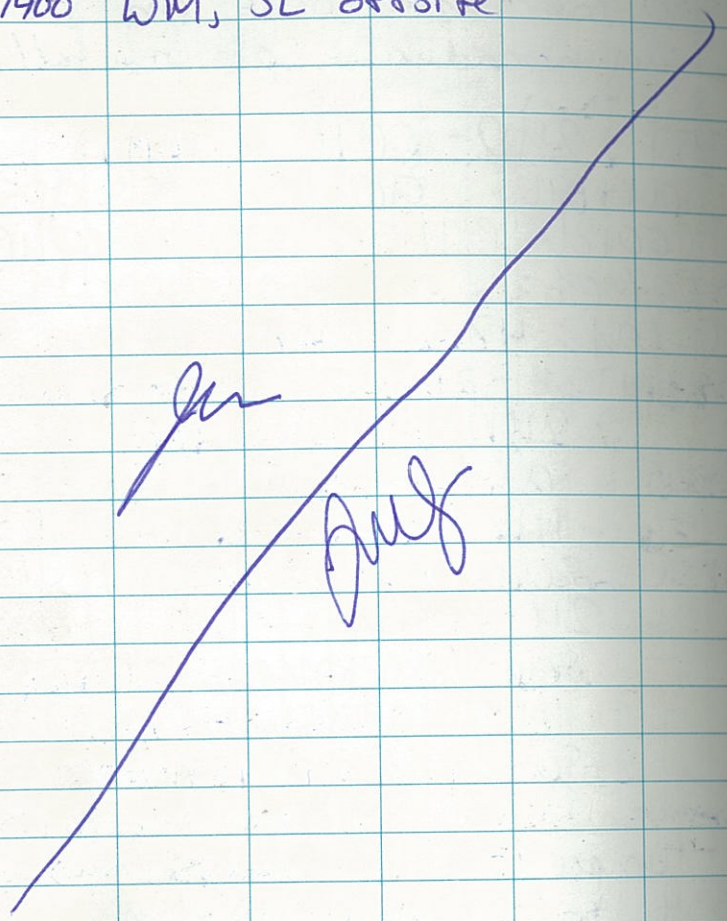

PS 6/6

0640 WM onsite (SH onsite @ 0630)

0700 SL onsite

↳ prep equipment, supplies

Obj:

Boat team sampling (WM, SH, JH)

Land team sampling (BAD, SB, SL)

0757 Boat team on-water - message SSHO

0801 @ 24D-0016 to reshoot GPS point into EQuIS

0820 @ 24D-0015

↳ per TN offset 13 ft

0831 begin 24D-0015

Arrow Gold GNSS GPS coord. Entered into EQuIS collect:

Lat: 42.260803222563

Long: -71.1014172403333

*see late note on next page

24D-0015-AS *Volume for MS/MSD

Sample time: 0842

Interval: 0-1 ft

Samples: Full Suite PS 6/6

Rite in the Rain

↳ loose dry silt & gravel sidewall collapse preventing further advancement past 1.0' max pen..
↳ (4) total attempts
↳ No BS or CS samples collected @ 24D-0015
0938 Finish 0015, mob to 0014

*Late note for 0015:
per LK, outfall is not readily visible f/ the flagged location, then use the flagged location
↳ WM, SH to not adjust 0015 flag based on outfall

0944 Arrive @ 24D-0014
* Per TN, 0014 offset 5 ft
~~0951~~ 0951 begin 24D-0014
Arrow Gold GNSS GPS used. collected into EQuIS collect:
Lat: 42.260650634656
Long: -71.101765 4168333

24D-0014-AS
Sample time: 1000
Interval: 0-1 ft
Samples: Full suite
24D-0014-BS
Sample time: 1020
Interval: 1-1.6 ft
samples: Full suite

↳ refusal on large roots at 1.6' max pen.
↳ (4) additional attempts
↳ NO CS sample collected at 24D-0014

1044 Finish 24D-0014
↳ mob to 0013 (collect mussel & clam shells en route. seen in water/ mud flat by 0014)
1051 @ 24D-0013
- Per TN, offset 2 ft
1102 - Start 24D-0013
1111 - sampling 24D-0013-AS
second attempt, First to OH
Sample interval 0-1 foot
samples: Full suite

Rite in the Rain

1133 Sampling 24D-0013-BS
(1-2 ft)
Full suite
1158 Sampling 24D-0013-CS
2-2.1 feet
PCBs only
refusal on gravel
1219 Done at 24D-0013 * see late note below
1245 Departing for 24D-0012 after lunch break and coordination w/trailer

*Late note for 24D-0013:
Arrow Gold GNSS GPS coord. entered into EQuIS collect:
Lat: 42.260467529296 9
Long: -71.10199714333 33

1248 Arrived @ 24D-0012
↳ per TN offset by 13 ft
1252 begin 24D-0012
Arrow Gold GNSS GPS coord entered into EQuIS collect for 24D-0012:
Lat: 42.26025390625
Long: -71.10224538733333

24D-0012-AS
Sample time: 1258
Interval: 0-1 ft
Samples: Full suite
24D-0012-BS
sample time: 1322
Interval: 1-2 ft
Samples: Full suite
24D-0012-CS
Sample time: 1341
Interval: 2-2.5'
Samples: Full suite

↳ refusal on cobble @ 2.5' max pen.

1433 Finish 24D-0012
1435 Arrived @ 24D-0011
↳ per TN offset by 25 ft
↳ call trailer reg. sample loc., mob back to trailer
1503 back @ launch pt
↳ mob back to trailer
↳ QC offsite

Rite in the Rain

0645 WM onsite
SL, SH onsite @ 0630
↳ Equipment Blank

Obj:
Land team sample 0176 → 0179
(WM, SL, SH)

Boat team reflag & sample:
0008 → 0011 (DAD, SB, JH)

↳ land team mob to Ryan Playground

0814 Arrive @ 24D-0176
0817 Begin 24D-0176
↳ Table 1 location, no offset
Arrow Gold GNSS GPS coord.
Entered into EQuIS collect:
Lat: 42.26824951171 88
Long: -71.08283887 71667

24D-~~00~~ 0176-AS
Sample time: 0822
Interval: 0-1 Ft
Samples: Full suite
*Field duplicate collected,
ID: 24D-0176-AD

24D-0176-BS
sample time: 0848
interval: 1.0-2.0 ft

B1/7

samples: full suite

24D-0176-CS 0907
sample time: ~~full suite~~
Interval: 2-3 ft
samples: Full suite

↳ samples collected f/ Attempt ~~#4~~ boring

0927 finish 24D-0176
0938 @ 24D-0177
0940 Begin 24D-0177
↳ Table 1 location, no offset
Arrow Gold GNSS GPS coord. Entered into EQuIS collect:
Lat: 42.26831054 6875
Long: -71.08250976 05

24D-0177-AS
sample time: 1003
Interval: 0-1 ft
Samples: Full suite

24D-0177-BS
Sample time: 1024
Interval: 1-1.1'
samples: PCB & Metals Scrs only

pg 2/7

Rite in the Rain

6/18/2024 LNR PHIL soils
↳ refusal on cobble @ 1.1' max pen.
↳ (4) total attempts
↳ NO CS sample collected @ 240-0177

1039 Finish 0177
1046 Arrive @ 0178
1052 Start 240-0178-AS
↳ Table 1 location, no offset

Arrow Gold GNSS GPS coord. entered into EQuIS collect:
Lat: 42.268371582031 3
Long: -71.082191667 1667

240-0178-AS
Sample time: 1100
Interval: 0-1 ft
Samples: Full suite
240-178-BS
Sample time: 1136
Interval: ~~1-5ft~~ 1-1.5 ft
Samples: Full suite

pg 3/7 ↳ refusal on cobbles @

1.5' max pen.
↳ no CS sample collected
↳ (3) total attempts
~~1151~~ Finish 240-0178
1156
1205 mob back to Ryan Playground for sample dropoff/pickup

1252 Start 240-0179
↳ Table 1 location, no offset
arrow gold GNSS gps coord. entered into equis collect:
lat: 42.268463134 7656
long: -71.08189918 45

240-0179-AS & AD
sample time: 1258
interval: 0.0-1.0 ft
sample: full suite-dup
sampleID: 240-0179-AD
240-0179-BS & BD
sample time: 0-1.6'
interval: 1325
sample: full suite, dup
Dup ID: 240-0179-BD

pg 4/7

Rite in the Rain

↳ Refusal on gravel & sidewall collapse
↳ No CS sample
↳ (3) total attempts

1354 Finish 24D-0179
↳ mob to 0180

1357 begin 24D-0180
↳ Table 1 location, no offset
Arrow Gold GNSS GPS coord entered into EQuIS collect:
Lat: 42.2685546875
Long: -71.08156665383333

24D-0180-AS
Sample time: 1404
Interval: 0-1 ft
Samples: Full suite

24D-0180-BS
sample time: 1429
interval: 0.0-1.8 ft
sample: full suite.
↳ refusal on gravel and sidewall collapse at 1.8ft max pen.

1440 Finish sampling 0180
↳ mob to 0181

PS 5/7

1446 Begin 24D-0181
↳ Table 1 loc., no offset
Arrow Gold GNSS GPS coord entered into EQuIS collect:
Lat: 42.26870727539062
Long: -71.08123868668333

24D-0181-AS
sample time: 1453
interval: 0.0-1.0 ft
sample: full suite

24D-0181-BS
sample time: 1514
Interval: 1-2 ft
Sample: Full suite

↳ 1505 call w/ TN to confirm land team sample locations for tomorrow 6/19/2024;
24D-0180 & 24D-0181 GPS coord. to be taken,
24D-0181-CS to be sampled

1534 Pack supplies to mob to Ryan Playground

BS 6/7

Rite in the Rain

6/18/2024 LNR PHII Soils

↳ back @ trailer, ~~QC &~~ ~~upload forms~~ &

↳ sample team offsite

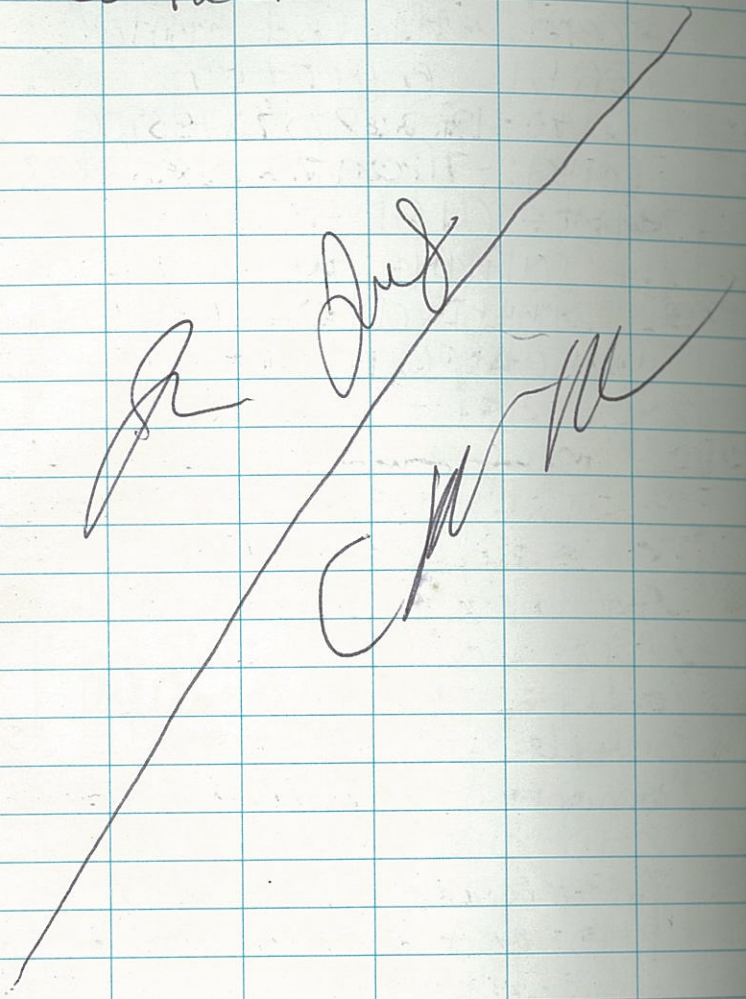

pg 7/7

6/19/23 LNR PHII Soils

0600 - WM, JL, CSH on site for soil sampling. Rick, Sean Maxwell and Normandeau arrived later for mussel work. Group H&S talk.

0742 At Station 181 to collect CS horizon. GPS location on 180 due to poor reception on 6/18/23.

0753 Sampling 24D-0181-CS
Interval: 2-3 ft
Sample: full suite

0815 Finish sampling 0181-CS
↳ mob to 0182

0830 begin 24D-0182
Arrow Gold GNSS GPS coord
Entered into EQuIS
Collect:
Lat: 42.2687683105469
Long: -71.0808714928333

24D-0182-AS
sample time: 0835
Interval - 0-1 ft
Samples: Full suite
* volume for MS/MSD

pg 1/5

Rite in the Rain.

240-0182-BS
sample time: 9:12
interval: 1-2 ft
sample: Full suite
*volume for MS/MSD
240-0182-CS
sample time: 0945
Interval: 2-3 ft
Samples: Full suite
1002 finish sampling 240-0182
↳ mob to 0183
1009 Begin ~~sampling~~ on 0183

Arrow Gold GNSS GPS
coord. entered into EQuIS
collect:
Lat: 42.268890380 8594
Long: -71.080630052
Attempt #1- refusal on large root
240-0183-AS (Attempt #2)
Sample time: 1016
Interval: 0-1 ft
Samples: Full suite
↳ refusal on cobble/gravel
at 1.0', continue
attempting

240-0183-BS (Attempt #3)
Sample time: 1047
Interval: 1-1.8'
Samples: Full suite

↳ refusal on gravel & cobble
@ 1.8' max pen.
↳ ~~(4)~~ (3) total attempts
↳ NO CS sample
collected @ 0183

1114 finish 240-0183
1135 Begin 0184

Arrow gold GNSS GPS
coord. entered into EQuIS
collect:
Lat: 42.26898193359 38
Long: -71.08020 56455

240-0184-AS
Sample time: 1138
interval: 0.0-1.0 ft
sample: full suite
*volume for MS/MSD.

Rite in the Rain

24D - 0184 - BS
sample time: 1216
interval: 1.0 - 2.0
sample: full suite

24D - 0184 - CS
sample time: 1241
interval: 2.0 - 2.7
sample: full suite
refusal on gravel layer
@ 2.7' max pen.
↳ WT met @ 2.5'

1306 Finish 24D - 0184
1313 SH mob back to meet
TN for sample dropoff/
pickup

1341 Begin 24D - 0185

arrow gold GNSS GPS coord.
entered into equis collect:
lat: 42.2691345214844
long: -71.0800103008333 JML
24D - 0185 - AS
sample time: 1345
interval: 0.0 - 1.0 ft

sample: Full suite
24D - 0185 - BS
sample time: 1358
Interval: 1 - 2 ft
samples: Full suite
24D - 0185 - CS
sample time: 1421
Interval: 2 - 3 ft
samples: Full suite

1447 Finish 24D - 0185
1456 Begin packing up
equipment to mob back
to trailer
1514 At Ryan Park, heading to
trailer
1600 SH Offsite
WM & JL upload equis
↳ ~~arrow~~ offsite
JML

Rite in the Rain

6/20/2024 LNR PH11 Soils

0615 WM onsite
↳ Normandeau, TG & B, RP, SM, SB, onsite
↳ H&S tailgate meeting
0747 AECOM & TG & B on-water, message SSHO
0750 Begin 24D-0149

Arrow Gold GNSS GPS coord. entered into EQuIS
collect: 42.2652282714844
Lat:
Long: -71.0956792125

24D-0149-AS
Sample time: 0753
Interval: 0-1 ft
Samples: Full suite
WT met @ 0.6'
24D-0149-BS
Sample time: 0823
Interval: 1-2 ft
Samples: Full suite

↳ sand & gravel sidewall collapse preventing further

6/20/2024 LNR PH11 Soils

advancement past 2.0' max pen
↳ (3) total attempts
↳ NO CS sample collected

0903 Finish 24D-~~0~~ 0149

0916 Arrive at 24D-0148

0925 begin 24D-~~0149~~ SLB 0148

Arrow Gold GNSS GPS coord. entered into EQUIS
collect
LAT 42.2649536132813
LONG: ~~-71.059~~ SLB
-71.0959446033333

24D-0148-AS
Sample time: 0929
Interval: 0-1 ft
Samples: Full suite

24D-0148-BS
Sample time: 1006
Interval: 1-2 ft
Samples: Full suite

Rite in the Rain.

6/20/24 LNR PH11 Soils

24D-0148-CS
Sample time: 1035
Interval: 2-2.3 ft
Samples: full suite
↳ refusal on large cobble @ 2.3' max pen
1048 Finish 24D-0148
1107 Arrive @ 0147
1113 Begin 24D-0147

Arrow Gold GNSS GPS Coord. Entered into EQuIS collect:
Lat: 42.26480102539 06
Long: -71.09620037816 67

24D-0147-AS
Sample time: 1117
Interval: 0-1 ft
Samples: Full suite
24D-0147-BS
Sample time: 1148
Interval: 1-1.7 ft
Samples: Full suite

↳ refusal on large cobble @ 1.7' max pen.
↳ NO CS sample collected pg 3/6
↳ (3) attempts

6/20/2024 LNR PH11 Soils

~~1216~~ Finish 24D-0147
1221
1251 Arrive @ 24D-0146
↳ mob back to staging area for supplies, sample dropoff/pickup
1321 Begin 24D-0146

Arrow Gold GNSS GPS coord. entered into EQuIS collect:
Lat: 42.26458740234 38
Long: -71.09639629 1

24D-0146-AS
Sample time: 1327
Interval: 0-1 ft
Samples: Full suite

↳ Refusal on large cobble @ 1.0' max pen
↳ (3) attempts
↳ No BS or CS samples collected

36
1402 Finish 0146
↳ mob to 0150

pg 4/6

Rite in the Rain

6/20/2024 LNR PHII Soils

1440 Arrive @ 240-0150

1450 Begin 240-0150

Arrow Gold GNSS GPS Coord.
Entered into EQuIS Collect
LAT: 42.265350341796 9
LONG: -71.095498 8645

240-0150-AS
sample time: 1457
Interval: 0-1 ft
samples: Full suite
*Volume is MS/MSD

240-0150-BS
sample time: 1534
Interval: 1-1.2 ft
samples: PCBs & Metals
jars only

↳ Sidewall collapse preventing further advancement past 1.2' max pen. - FINISH 1545

1546 move back to trailer

PJS/6

*late note: did not take boring hole picture for 240-0146, will need to revisit tomorrow 6/21/2024

PJS/6

Rite in the Rain.

6/21/2024 LNR PHII Soils

0630 WM AECOM onsite
↳ SM, SH, BAD, JB AECOM onsite
↳ Normandeau, TG&B onsite
↳ Boat team (soils):
WM, SH, CT (TG&B)
Land team (soils):
BAD, JB

0757 Boat team on water, mob to 0146 to take photo
↳ mob to 0028

0806 Begin 24D-0028

Arrow Gold GNSS GPS coord. entered into EQuIS collect:
Lat: 42.264221191406 3
Long: -71.09689610 63333

24D-0028-AS
sample time: 0816
Interval: 0-1 ft
Samples: Full suite
24D-0028-BS
sample time: 0856
Interval: 1-1.6'
Samples: Full suite
WT met @ 1.4'

PS 1/3

↳ (3) attempts
↳ Refusal on cobble @ 1.6' max pen.
↳ NO CS collected @ 0028

Difficulty w/ getting GPS accuracy, will need to revisit to shoot point

0954 Finish 0028
↳ mob to 0029

0958 @ 24D-0029

24D-0029
0958 begin
1052 end
24D-0029-AS
sample time: 1009
interval: 0-1
samples: full suite
24D-0029-BS
sample time: 1028
interval: 1-1.5
full suite
refusal on gravel at 1.5 max pen
↳ (3) Attempts

PS 2/3

Rite in the Rain

6/21/2024 LNR PHII soils

0029/ lat: 42.264434814453|
long: -71.096772 6985

↳ mob back to 0028 to collect GPS point; mob to 0031

1148 @ 0031 after lunch break/ sample dropoff

1151 Begin 24D-0031

Arrow Gold GNSS GPS coord. entered into EQuIS collect:

Lat: 42.264923095 7031

Long: -71.096417 2826667

24D-0031-AS

sample time: 1155

Interval: 0-1 ft

Samples: Full suite

24D-0031-BS

sample time: 1225

Interval: 1-1.8 ft

Samples: Full suites

↳ refusal on cobble at 1.8' max pen, NO CS sample

↳ (5) total attempts

PS3/5

1252 finish 24D-0031

1304 Arrive @ 24D-0030

1308 Start 24D-0030

Arrow Gold GNSS GPS coord. entered into EQuIS collect:

Lat: 42.264678955 0781

Long: -71.096616 1975

24D-0030-AS

sample time: 1317

Interval: 0-1 ft

Samples: full suite

24D-0030-BS

sample time: 1352

Interval: 1-1.3 ft

Samples: Full suite

↳ sand & gravel sidewall collapse preventing further advancement past 1.3' max pen

↳ (4) total attempts

↳ NO CS sample taken @ 24D-0030

PS4/5

Rite in the Rain

6/21/2024 LNR PHII soils

~~1446~~ Finish 0030

1419 ↳ mob back to trailer

1435 back at trailer



Pg 5/5

0645 SH, WM onsite

↳ CT (GG & B), SB onsite

0749 boat team (SH, WM, CT)

↳ mob to 0151

0756 Begin 0151

Arrow bold GNSS GPS coord. entered into EQuis collect:

Lat: 42.26556396484438

Long: -71.09527944466667

↳ outfall present upstream

240-0151-AS

Sample time: 0802

Interval: 0-1 ft

Samples: Full suite

240-0151-BS

Sample time: 0818

Interval: 1-1.5'

Samples: Full suite

↳ LOT met @ 1.1'

↳ Sand & gravel sidewall collapse preventing further advancement past 1.5' max per NO CS

Sample collected

Pg 1/6

Rite in the Rain

0840 Finish 0151
0851 Arrive @ 0032
Late Note: 3 additional attempts for better pen. Limited options, better conditions not found.
0853 Begin 24D-0032

Arrow Gold GNSS GPS coord. entered into EQuIS collect:
Lat: 42.2651062011719
Long: -71.0961471033333

24D-0032-AS
sample time: 0856
Interval: 0-0.6'
samples: Full suite

↳ refusal on revetment @ 0.6' max pen.
↳ (4) total attempts
↳ No BS or CS samples collected
0924 Finish 0032
↳ mob back to launch pt for sample dropoff/pickup

pg 2/6

0941 Arrive @ 0027
0946 Begin 24D-0027

Arrow Gold GNSS GPS coord. entered into EQuIS collect:
Lat: 42.2639770507813
Long: -71.0970782658333
↳ outfall observed upstream
24D-0027-AS
sample time: 0953
Interval: 0-1 ft
samples: Full suite

↳ refusal on cobbles at 1.0' max pen., (3) total attempts
↳ No BS or CS samples collected @ 0027
1013 Finish 0027
1015 Arrive @ 24D-00~~27~~26
1017 Begin 00~~27~~26
Arrow Gold GNSS GPS coord entered into EQuIS collect:
Lat: 42.2637023925781
Long: -71.0972093968333

pg 3/6

Rite in the Rain

24D-0026-AS
sample time: 1026
Interval: 0-1 ft
samples: Full suite
24D-0026-BS
sample time: 1043
Interval: 1-2 ft
samples: Full suite
24D-0026-CS
sample time: 1107
Interval: 2-3 ft
Samples: Full suite

WT met @ 1.05'

Error: PID reading not taken at CS horizon 2-3 ft

1137 Finish 24D-0026
1214 Arrive @ 0025
24D-0025-AS and -AD
sample time: 1230
Interval: 0-0.6
Samples: full suite with Field Duplicate
1217 begin 0025
Refusal on rip rap @ 0.6' max pen

PS 4/6

1316 Finish 0025 (3 attempts, No BS or CS samples @ 0025) *see late for GPS coord.
↳ mob to launch pt for sample dropoff/pickup
1356 @ 24D-0024
1400 begin 0024

Arrow Gold GNSS GPS coord. entered into EQuIS collect:
Lat: 42.263214113281
Long: -71.0975139095

24D-0024-AS
sample time: 1409
Interval: 0-1 ft
Samples: Full suite
24D-0024-BS
sample time: 1441
Interval: 1-2 ft
Samples: Full suite
24D-0024-CS
sample time: 1500
Interval: 2-3 ft
Samples: Full suite

PS 5/6

↳

Rite in the Rain

6/24/2024 LNR PH11 Soils

1529 Finish 0024, mob back to launch pt

1546 Back at trailer - checking notes/EQuIS & instruments

Late Note: 0025 GPS
lat: 42.263458251953 1
long: -71.0973101923333

pg 6/6

6/25/2024 LNR PH11 Soils

0620 WM AECOM onsite
↳ SB, JH (TG&B) onsite
↳ prep equipment/supplies for soil sampling by boat
↳ complete Equipment Blank
↳ BAD onsite to review/recon final areas for flagging

0807 Boat team on-water, mob to 0023

Obj:
soil sampling:
0023
& 00133 - 0136 (confirmed access w/ TN)

0837 Begin 24D - 0023

Arrow Gold GNSS GPS
Word. entered into EQuIS
collect:
Lat: 42.262939453125
Long: -71.0978136003333

↳ * sample location just DS & downgradient of outfall Pg 1/6

Rite in the Rain

6/25/2024 LNR PH11 Soils

240-0023-AS
Sample time: 0847
Interval: 0-1 ft
Samples: Full suite

240-0023-BS
Sample time: 0916
Interval: 1-2 ft
Samples: Full suite

WT met @ 0.5'

↳ Sand & gravel sidewall collapse preventing further advancement past 2.0' max pen.
↳ (3) attempts
↳ NO CS sample collected

0951 Finish 0023
1003 call w/ TN, 0133-0135 need to be sampled by land
1012 begin 240-0136

Arrow Gold GNSS GPS coord. Entered into EQuIS:
Lat: 42.262634277 3438
Long: -71.098385315 1667

PS 2/6

6/25/2024 LNR PH11 Soils

240-0136-AS
Sample time: 1015
Interval: 0-1 ft
Samples: Full suite
* MS/MSD collected

240-0136-BS
Sample time: 1047
Interval: 1-2 ft
Samples: Full suite

WT met @ 1.5'

240-0136-CS
Sample time: 1110
Interval: 2-3 ft
Samples: Full suite

1131 Finish 240-0136
↳ mob back to launch pt for sample drop off/pickup
1140 back @ trailer
↳ dropoff: 0023, 0136
pickup: 0137, 0138, 0139

1207 Arrive @ 0137
1213 Begin 0137
Arrow Gold GNSS GPS coord. entered into

PS 3/6

→

Rite in the Rain.

EQuIS collect:
Lat: 42.2626953125
Long: -71.0980313885

24D-0137-AS
sample time: 1218
Interval: 0-1 ft
Samples: Full suite
24D-0137-BS
Sample time: 1240
Interval: 1-2 ft
Samples: Full suite

↳ (3) total attempts, refusal on cobbles @ 2.0' max pen.
↳ NO CS sample collected @ 0137

1312 Finish 0137
1319 mob to 0138 → arrive
1333 Begin 0138
Arrow Gold GNSS GPS coord. entered into EQuIS
LAT: 42.262817382812 5
LONG: -71.097645182

PS 4/6

24D-0138-AS
sample time: 1344
Interval: 0-0.8 ft
Samples: full suite

refusal on ~~large~~ cobbles at 0.8 ft max ~~pen.~~ pen.
(4) attempts total

↳ NO BS or CS samples collected

1451 Finish 0138
↳ mob to 0139
↳ outfall approx. equidistant between 0138 → 0139 on S side
1456 Arrive @ 0139
1501 Begin 24D-0139
Arrow Gold GNSS GPS coord. entered into EQuIS collect:
Lat: 42.2629699707031
Long: -71.0974063365

pg 5/6

Rite in the Rain

6/25/2024 LNR PH II Soils

240-0139-AS
sample time: 1503
Interval: 0-1 Ft
samples: Full suite

240-0139-BS
Sample time: 1521
Interval: 1-2 Ft
Samples: Full suite

↳ (5) total attempts, dense sand collapse preventing further advancement past 2.0' max pen
↳ NO CS sample collected

1543 Finish 0139
↳ mob back to 0138 to take photo of boring hole then mob back to trailer

1620 WM, SB offsite

PG 6/6

6/26/24 LNR PH II Soils

0755 On the water
Connor (TGR), SB & CSH (AECOM), heading to 240-0140
Sunny, warm (80s+) humid, very light wind
0805 At 240-0140
0807 Begin 240-0140

240-0140-AS
sample time: 0816
Interval: 0-1 Ft
Samples: Full suite w/MS/MSD

Lat: 42.263153076171 9
Long: -71.097269633333

240-0140-BS
sample time: 0900
interval: 1-2 Ft
samples Full suite

Refusal - Fine sand caving
NO CS sample
0932: End 240-0140
0937: Begin 240-0141

PG 1/5

Rite in the Rain

0951 24D-0141-AS
sample time: 0951
Interval: 0-1 ft
analyses: full suite

1015 24D-0141-BS
sample time: 1015
Interval 1-1.4 ft
analyses: full suite
PID: 1.6 in boring, up slightly from 0.7 in AS.

Refusal on cobbles and collapse from above. 3 additional attempts with no better penetration

Lat: 42.263397216 7969
Long: -71.097096209

1040 Done at 24D-0141
No CS sample

1058 Start 24D-~~0142~~ CSH 0142

Pg 2/5

1115 24D-0142-AS
Sample time: 1115
Interval: 0-1 ft
analyses: full suite
*MS/MSD

24D-0142-BS
sample time: 1150
Interval: 1-1.5 ft
analyses: full suite
1.5 ft max penn. due to collapse

LAT: 42.2636413574219
LONG: -71.0969332698333
No CS sample

12~~12~~ Done at 24D-0142
11 SCB
1253 Back on the water after sample drop off and quick lunch break
1310 Start 24D-0143
24D-0143-AS
Sample time 1317
Interval: 0-1 ft

Pg 3/5

cont'd

Rite in the Rain

240-0143-AS cont'd
analyses: full suite with extra volume for MS/MSD

Lat: 42.263824462 8906
Long: -71.096823166 3333

240-0143-BS
sample time: 1402
interval: 1-1.2 ft
analyses: PCBs, Metals
not enough vol for others
Refusal on extensive cobble horizon

1419 End 240-0143

1425 Begin 240-0144

240-0144-AS
Sample time: 1447
Interval: 0-1 ft
analyses: full suite

240-0144-BS
Sample time: 1509

Pg 4/5

240-0144-BS cont'd
interval: 1-1.3 ft
analyses: full suite

NO CS due to cobble refusal

lat: 42.264129638 6719
long: -71.096663057 8333

1534 End 240-0143
Heading back to trailer

1620 CSH, SB offsite

Pg 5/5

Rite in the Rain

0610 WM, SH, SL onsite
↳ BAD, SB, CT (T&E B) onsite
↳ Land team: 0133-0135, 0190 (WM, SL, SH) objectives
↳ Boat team: BAD, SB, CT
Flag a sample
0838 Arrive @ 0134
0840 Start 24D-0134-AS

24D-0134-AS
Sample time: 0846
Interval: 0-1
Analyses: Full Suite
Extra volume for MS/MSD

24D-0134-BS
Sample time: 0921
Interval: 1-2
Analysis: Full Suite

Lat: 42.26229858398 44
Long: -71.0989477729

No CS sample: Coarse material below water table falls out of auger. Not recoverable.
(3) attempts

PS 1/4

0948 - Finished at 24D-0134
1002 Arrive @ 0133
↳ Call BAD, adj; point DS of outfall observed
1010 Begin 0133
Arrow Gold GNSS GPS coord. entered into EQuIS collect:
Lat: 42.26214599 60938
Long: -71.09914210 61667

24D-0133-AS
Sample time: 1019
Interval: 0-1 Ft
Samples: Full suite
24D-0133-BS
Sample time: 1035
Interval: 1-1.9 Ft
Samples: Full suite

↳ refusal on cobble @ 1.9' max pen
(3) attempts
↳ NO CS sample collected
1047 Finish 24D-0133

PS 3/4

Rite in the Rain

6/27/2024 LNR PHII Soils

1111 Arrive @ 0135

1117 Begin 0135

Arrow Gold GNSS GPS coord. entered into EQuIS collect:

Lat: 42.26254272246094

Long: -71.09861872 2

* loc. near septic tank-like structure

24D-0135-AS

Sample time: 1143

Interval: 0-0.8 ft

samples: Full suite

↳ refusal on roots @ 0.8' max pen., (4) total attempts

↳ NO BS, CS samples collected

1206 Finish 0135

1215 mob back to trailer

↳ sample dropoff/pickup

↳ mob to Extra Space Storage

1352 Start 24D-0193

Arrow Gold GNSS GPS coord. entered into EQuIS:

Lat: 42.269653320312 5

Long: -71.07729656 8333

PS 3/4

6/27/2024 LNR PHII Soils

24D-0193-AS

Sample time: 1403

Interval: 0-1 ft

Samples: Full suite

* MS/MSD collected

24D-0193-BS

Sample time: 1432

Interval 1-2 ft

samples: Full suite

24D-0193-CS

sample time: 14:52

Interval: 2-2.5

samples: Full suite

↳ refusal on gravel @ 2.5' max pen

1519 Finish 0193

1528 mob back to truck

1603 Back at trailer

PS 4/4

Rite in the Rain

6/28/2024 • LNR PH11 Soils

0630-0635 WM, SH, SL onsite
↳ BAD, SB, SH (TG & B) onsite
Boat team: WM, SH, SH
Land team: BAD, SL, SB
↳ mob to Ryan Playground
0759 Boat team on-water
↳ mob to 0075
0809 Begin 0075
Arrow Gold GNSS GPS coord. entered in EQuIS collect:
Lat: 42.2696838378906
Long: -71.0811203535
24D-0075-AS
sample time: 0814
Interval: 0-1 ft
Samples: Full suite
24D-0075-BS
Sample time: 0837
Interval: 1-2 ft
Samples: Full suite
*0.6 recovery, ~~wet silt falling out of auger~~ JMM
24D-0075-CS
Sample time: 0851
Interval: 2-3 ft
Samples: Full suite
pg 1/4 * 0.7 recovery, ~~wet silt falling~~

6/28/2024 LNR PH11 Soils

~~out of auger~~ JMM
0943 Finish 0075
0949 Arrive @ 0076
0953 Begin 0076
Arrow Gold GNSS GPS coord entered in EQuIS collect:
Lat: 42.2697143554688
Long: -71.0808070568333
24D-0076-AS
~~Lat~~ sample time: 0958
Interval: 0-1 ft
Samples: Full suite
24D-0076-BS
Sample time: 1031
Interval: 1-2 ft
Samples: Full suite
24D-0076-CS
Sample time: 1045
Interval: 2-2.9 ft
Samples: Full suite
↳ refusal on cobble @ 2.9' max pen.
1112 Finish 0076
↳ mob to 0077
1149 Begin 0077

pg 2/4

Rite in the Rain

6/28/2024 LNR PHII Soils
Arrow Gold GNSS GPS coord
Entered into EQuIS collect:
Lat: 42.269775390625
Long: -71.0804545303333
24D-0077-AS
Sample time: 1154
Interval: 0-1 ft
Samples: Full suite
24D-0077-BS
Sample time: 1220
Interval: 1-2 ft
Samples: Full suite
24D-0077-CS
Sample time: 1317
Interval: 2-2.7 ft
Samples: Full suite
↳ refusal on cobble @ 2.7 max pen'
~~1313~~ 1335 Finish 24D-0077
↳ mob to 0078
1342 Begin 0078
Arrow Gold GNSS GPS coord
Entered into EQuIS collect:
Lat: 42.2698364257813
Long: ~~-71.00~~ -71.080089564

PS 3/4 JL

6/28/2024 LNR PHII Soils
24D-0078-AS
Sample time: 1346
Interval: 0-1 ft
Samples: Full suite
24D-0078-BS
Sample time: 1355
Interval: 1-2 ft
Samples: Full suite
24D-0078-CS
Sample time: ~~13~~ 1420
Interval: 2-2.8 ft
Samples: Full suite
↳ ~~(3)~~ 2 total attempts
↳ Attempt #1: AS, BS collected
↳ refusal on cobble @ ~~2.1~~ 2.1'
↳ Attempt #2: CS collected
↳ refusal on cobble @ 2.8' max pen.
1441 Finish 0078
↳ mob back to R. Playground
~~1500~~
1530-1540 WM, SH offsite

PS 4/4 PS 5/5

Rite in the Rain

0803 On Water: WM, CSH, Jake
0818 At 24D-0087, ~~begin~~ CSH
- 24D-0087-AS
  Start 0819, sample 0821
  0-1 ft, full suite
- 24D-0087-BS
  Sample 0840
  1-2', full suite
- 24D-0087-CS
  sample time: 0906
  Interval: 2-2.2 ft PCBs & Metals only
  samples: ~~full suite~~
  ↳ refusal on cobble & gravel
  Lat: 42.27059936523441
  Long: -71.0771616 CSH

Time completed 0949
0952 End time
0957 At 24D-0086
1005 Start 24D0086
- 24D-0086-AS
  sample time: 1008
  full suite, 0-1 ft
- 24D-0086-BS
  Sample time 1032
  1-2 ft, Full suite

- 24D-0086-CS
  sample time: 1058
  2-2.1 ft, PCBs only

Refusal on cobble and gravel

1124 Done at 24-0086
  lat: 42.27053833007812
  long: -71.07753276634
1200 Start 24D-0088 after quick lunch break
- 24D-0088-AS
  sample time: 1204
  0-1 ft full ~~suite~~
- 24D-0088-BS
  sample time 1222
  1-2', full suite
- 24D-0088-CS
  sample time: 1246
  2-3 ft, full suite

Error: NO PID reading taken @

1313 Done at 24D-0088
  lat: 42.27062988281250
  long -71.07678275033333
1332 Arrive @ 0089
1338 Begin 0089
  Arrow Gold GNSS GPS coord entered into EQuIS collect:
  Lat: 42.27059936523441
  Long: -71.07639532233333

Rite in the Rain

7/1/2024 LNR PHII Soils

240-0089-AS
Sample time: 1340
Interval: 0-1 Ft
Samples: Full suite

240-0089-BS
Sample time: 1355
Interval: 1-2 Ft
Samples: Full suite

↳ heard thunder, mob back to Ryan Player and End of Day
↳ will need to do 0089-CS @ next sample day

1416 End activity at 240-0089 due to inclement weather

MacKen

PB3/3

7/8/2024 LNR PH II SOILS

0831 On water: JML, SH & Jake (TG & B)
~~0845 at 240-0089~~ CS+H see below
~~due to thunder on 7/1, working to complete CS on 7/8.~~
~~240-0089-CS~~
~~sample time: 0851~~
~~interval: 2.0 2.9 ft~~
~~samples: full suite~~
~~refusal on cobble.~~
~~0921 Done at 240-0089~~
~~↳ mob to 0090~~ CSH

Note: Team was at 240-0088 to start the morning instead of 240-0089. Field notes from 0845-0921 are incorrect. Now at 240-0089.

0934 Begin 240-0089-CS
due to thunder on 7/1, working to complete CS on 7/8.
240-0089-CS
sample time: 0940
interval: 2.0-3.0 ft pg. 1/4

Rite in the Rain

7/8/24 LNR PH 11 SOILS

samples: full suite

1011 complete 0089

↳ mob to 0090

1020 Start 24D-0090

24D-0090-AS Attempt 1

sample time: 1023

interval: 0.0-1.0 ft

sample: full suit

Dup. 24D-0090-AD

24D-0090-BS Attempt 1

sample time: 1047

interval: 1.0-2.0 ft

sample: full suite

24D-0090-CS Attempt 2

sample time: 1124

interval: 2.0-2.9 ft

sample: full suite.

Lat: 42.2706604003906

Long: -71.076000886

Refusal on cobble.

1143 complete 24D-0090

↳ mob to 0091

pg. 2/4

Late Note: 0090-CS collected from nearby boring, per to 2.9'

7/8/24 LNR PH 11 SOILS

1153 Start 24D-0091

- 24D-0091-AS

sample time: 1159

0-1 foot

full suite

- 24D-0091-BS

sample time: 1221

1-1.8 ft

full suite

- No CS, refusal on cobbles. Three other attempts
- Lat: 42.2706604003906

Long: -71.0758367038333

1249: Done at 0091

1253 Start 24D-0092

24D-0092-AS

sample time: 1310

interval: 0.0-1.0 ft

samples: full suite

dup. 24D-0092-AD

★0091 & 0092 are located up slope of the mudflats.

24D-0092-BS

sample time: 1339

pg 3/4

★continued on next book

Rite in the Rain

CONTENTS

PAGE	REFERENCE	DATE

Location LNR SOILS PH11 Date 7/8/24

Project / Client

interval: 1.0-1.3 ft
samples: full suite.
↳ refusal on cobbles & brick.
Lat: 42.2705688476563
Long: -71.0754954215
↳ mob to 0093.
Water levels have decreased significantly. need to make a plan with trailer team.
Will sample 0093 & 0094 tomorrow.

1435 Mob back to Ryans playground.
→ 1401 completed 0092

1600 Bill & Steve leave site to check on gate access.

1615 JL offsite.

[signature]

Rite in the Rain

Location LNR SOILS - PH II Date 7/9/24

Project / Client

0920 On water - SH & JL

1008 Start 240-0044

- 240-0044-AS
  0-1 ft interval
  sample time 1013
  full suite
- 240-0044-BS
  1-2ft
  sample time: 1034
  full suite

240-0044-CS sample time: 1055 interval: 2-3 ft Samples: full suite

1124 240-0044 done

1125 Begin 240-0045

240-0045-AS
0-1 ft
full suite
sample time: 1127

1203 Done at 240-0045 only AS sample max pen 1.0 ft, refusal on roots and rocks.

1217 GPS is having signal issues due to canopy and clouds. Able to get good eQuis shot on 0044 but not

pg. 1/4

Location LNR SOILS - PH II Date 7/9/24

Project / Client

for Field Maps (12-150 ft accuracy). Was able to get both at 0045

240-00455 coordinates
Lat: 42.26861624023 44
Long: -71.09033883 75

240-0044 coordinates
Lat: 42.26837158203 13
Long: -71.09020010 3

1239 At 240-0046 after short lunch break

1243 Start 240-0046

240-0046-AS
sample time: 1246
interval: 0-1.0 ft
samples: full suite

240-0046-BS
sample time: 1259
interval: 1.0-1.6 ft
samples: full suite

refusal on large gravel no CS.

pg. 2/4

Rite in the Rain

Lat: 42.26892089843 75
Long: -71.09030224966667

1336 Completed 0046.

1339 Start 0047

24D-0047-AS
sample time: 1342
interval: 0.0-1.0 ft
sample: full suite
loose sand & gravel collapsing and not staying in auger head for recovery. Other tries for deeper pen and ett errecovery failed.
Lat: 42.26916503900 25
Long: -71.0902422285

1408 Completed 0047

1414 Start 0048.

24D-0048-AS
sample time: 1420
interval: 0.0 - 0.8 ft

Pg. 3/4

samples: full suite
grinding on gravel, hole collapsing & recovery falling out of auger head. No BS or CS.
Lat: 42.26940911796875
Long: -71.09009320883 33

1440 completed 0048.
↳ mob to Ryans playground.

1550 JL & SH offsite

Pg. 4/4

Rite in the Rain.

Location LNR Soils PH11 Date 7/10/2024

Project / Client EPA/607034.00

0700-0740 WSM, SH, SL onsite
↳ prep/gather materials
0831 Teams call FI RP to
mob to 0098-0101
↳ EPA, PRP & LSP, RP, SB,
BHD onsite
0904 Begin 0098
Arrow Gold GNSS GPS
Coord. entered into EQuIS
Lat: 42.261077880859 4
Long: -71.109903628 1667

24D-0098-AS
Sample time: 0920
Interval: 0-0.75'
Samples: Full suite

↳ refusal on gravel &
cobble at 0.75' max
pen. No BS or CS sample
↳ composite of 3 Attempts:
Attempt #1: 0.75'
Attempt #2: 0.6'
BS/1 Attempt #3: 0.5'

Location LNR Soils PH11 Date 7/10/2024

Project / Client EPA/607034.00

↳ split sample given to
LSP
0943 Finish 24D-0098
0951 Arrive @ 0099
0957 Begin 0099
Arrow Gold GNSS GPS
Coord entered into EQuIS:
Lat: 42.261138916 0156
Long: -71.109617262

24D-0099-AS
Sample time: 1006
Interval: 0.0-0.4
Samples: Full suite

↳ refusal on cobble @ 0.4'
max pen. No BS or CS sample
↳ composite of 4 Attempts:
Attempt #1: 0.4'
Attempt #2: 0.4'
Attempt #3: 0.3'
Attempt #4: 0.3'
↳ split sample given to
LSP
BS/2

Rite in the Rain.

Location LNR Soils PH II Date 7/10/2024
Project / Client EPA / 60703400

1031 Finish 24D-0099
↳ mob to 0100
1039 Begin 0100
Arrow Gold GNSS GPS
coord entered into
EQuIS Collect: * see below
Lat: ~~42.26113891 60156~~
Long: ~~-71.10961 7262~~

24D-0100-AS & AD
Sample time: 1047
Interval: 0-0.95
Samples: Full suite
* Field duplicate taken
↳ refusal on roots & rocks at 0.95'. No BS or CS sample
↳ Composite of 3 Attempts:
Attempt #1: 0.6'
Attempt #2: 0.6'
Attempt #3: 0.95'
↳ split sample w/ LSP
* Coord. F/ above:
Lat: 42.2611999511719
Long: -71.10925485645

Location LNR Soils PH II Date 7/10/2024
Project / Client EPA / 60703400

1114 Finish 0100
1124 Begin 0101
Arrow Gold GNSS GPS
coord. entered into
EQuIS collect:
Lat: 42.261199951 1719
Long: -71.108914764 1667

24D-0101-AS
sample time: 1131
Interval: 0-0.95'
Samples: Full suite
↳ refusal on revetment @ 0.95' max pen. NO BS or CS samples collected
↳ split sample w/ LSP

(3) total attempts. No composite required, enough volume @ 0.0-0.95' attempt
1149 Finish 0101
* the table on the following pg was at the request of PM/the PRP (conf. w/ RP)

Rite in the Rain

Location LNR Soils PH11 Date 7/10/2024

Project / Client EPA/607034.00

Disclaimer: the following GPS coordinates are a DRAFT and have not undergone quality control.

24D-0098
Lat: 42.261077888085 94
Long: -71.109903628 1667

24D-0099
Lat: 42.26113891601 56
Long: -71.10961726 2

24D-0100
Lat: 42.261199951 1719
Long: -71.10925488 565

24D-0101
Lat: 42.261199951 1719
Long: -71.10891476 41667

PJS/7

Location LNR Soils PH11 Date 7/10/2024

Project / Client EPA / 607034.00

1223 LSM, SH, SL mobe back to trailer
1229 Back @ trailer
1334 mobe to 0033-0034
1407 Arrived @ 0033
1409 Begin 0033
Arrow Gold GNSS GPS used. entered into EQuIS collect:
Lat: 42.266632080 0781
Long: -71.09144968 48333

24D-0033-AS
Sample time: 1420
Interval: 0.0-1.0'
Samples: Full suite
24D-0033-BS
Sample time: 1446
Interval: 1-1.9'
samples: Full suite

↳ refusal on large cobbles at 1.9 max pen. no CS sample. (3) total attempts

PJS/7

Rite in the Rain.

Location LNR Soils PH11 Date 7/10/2024

Project / Client EPA/ 60703400

1503 Finish 0033
1505 mob back to truck
1525 Back at trailer
~1550 SH, SL, WM offsite

pg 7/7

Location LNR Soils PH11 Date 7/11/2024

Project / Client EPA / 60703400

0630-0700 SH, WM onsite
↳ prep/gather supplies
↳ mob to Ryan Playground
0819 on water w/ CT TG&B
0838 Begin 0043
Arrow Gold GNSS GPS
coord. entered into EQuIS
collect:
Lat: 42.268218994 1406
Long: -71.0901011858333

24D-0043-AS
Sample time: 0844
Interval: 0-1 ft
Samples: Full suite
24D-0043-BS
Sample time: 0857
Interval: 1-2 ft
Samples: Full suite
24D-0043-CS
sample time: 0918
Interval: 2-3 ft
Samples: Full suite

pg 1/5

Rite in the Rain

0955 Finish 24D-0043
↳ mob upstream to 0044
1007 Begin 0044 2 on
Arrow Gold GNSS GPS
coord. entered into EQuIS
collect:
Lat: 42.268096923828 1
Long: -71.09003174 71667
2 on
24D-0044-AS
Sample time: 1014
Interval: 0-1 ft
Samples: Full suite
24D-0042-BS
Sample time: 1041
Interval: 1-2 ft
Samples: Full suite
24D-0042-CS
Sample time: 1106
Interval: 2-3 ft
Samples: Full suite

~1100 RP, DD AECOM onsite @ 0042 to observe sampling / check-in

1132 Finish 24D-0042
↳ mob back to trail for sample drop off/ pick-up & lunch
1232 Arrive @ 0154-0152
pulloff on S side, carry equipment to 0154
1237 Begin 0154
Arrow Gold GNSS GPS
coord. entered into EQuIS
collect:
Lat: 42.269165039 0625
Long: -71.089816779 1667

24D-0154-AS
Sample time: 1243
Interval: 0-1 ft
Samples: Full suite
24D-0154-BS
Sample time: ~~1503~~ CSH 1303
Interval: 1-1.8 ft
Samples: Full suite
↳ refusal on cobble @ 1.8' max pen. NO CS sample collected

Rite in the Rain

Location LNR Soils PH11 Date 7/11/2024

Project / Client EPA/60703400

↳ (3) attempts

1330 Finish 24D-0154

1352 Begin 24D-0153

Arrow Gold GNSS GPS coord. entered into EQuIS collect:

Lat: 42.268859863281 3

Long: -71.089909145166 7

24D-0153-AS

Sample time: 1405

Interval: 0-1 ft

Samples: Full suite

24D-0153-BS

Sample time: 1430

Interval: 1-2 ft

Samples: PCBs & Metals jars only

↳ refusal on large cobbles @ 1.2' max pen.

↳ NO CS sample collected (3) attempts

Pg 4/5

Location LNR soils PH11 Date 7/11/2024

Project / Client EPA/60703400

1449 Finish 24D-0153

1459 mob back to Ryan Playground Launch pt

1520 mob back to trailer

1525 back @ trailer

Pg 5/5

Rite in the Rain

Location LNR Soils Ph II Date CSH 7/12/24

Project / Client EPA 60703400

0750 Prepping to launch from Ryan Playground for soil sampling. Bottles for 0155-0159

0806 At 24D-0155

0808 Start 24D-0155

- 24D-0155-AS, AD
- sample time: 0820
- interval: 0-1 Ft
- Full suite plus Field dup
- 24D-0155-BS
- sample time: 0852
- interval: 1-2 Ft
- Full suite
- 24D-0155-CS
- sample time: 0918
- Full suite
- interval: 2-3 Ft

Lat: 42.269317626953 1

Long: -71.089820687666 7

0958 Done at 24D-0155

1000 starting 24D-0156

PJ 1/4

Location LNR Soils Ph II Date CSH 7/12/24

Project / Client EPA 60703400

- 24D-0156-AS
- sample time: 1007
- Interval: 0-1 ft
- full suite
- 24D-0156-BS
- sample time: 1025
- Interval: 1-2 ft
- full suite
- 24D-0156-CS
- sample time: 1045
- Interval: 2-3 ft
- full suite

LAT: 42.269439697 0656

LONG: -71.089672902 3333

1105 Done at 24D-0156

1123 Start 24D-0157 after short lunch break

- 24D-0157-AS
- Sample time: 1123
- 0-1 ft
- full suite
- 24D-0157-BS
- 1-2 ft, full suite
- sample time: 1145

PJ 2/4

Rite in the Rain

Location LNR Soils Ph II Date 7/12/24

Project / Client EPA 60703400

- 240-0157-CS
  Sample time: 1204
  2-3 feet Full suite
- Lat 42.26953125
- Long -71.08933959125

1243 Done at 240-0157

1306 Begin 240-0158 after lunch. • 240-0158-AS
sample time: 1310
Interval: 0-1 Ft
full suite

- 240-0158-BS
  sample time: 1332
  Interval: 1-1.9 Ft
  full suite
  refusal on gravel
  No CS layer

1351 Done at 240-0158
Lat: 42.269500732421 9
Long: -71.088982625

1400 Start 240-0159
240-0159-AS
0-0.7 Ft Full suite
sample time 1413

Pg 3/4

Location LNR Soils Ph II Date 7/12/24

Project / Client EPA 60703400

1439 Done at 240-0159
no BS or CS
refusal on rock, max per 0.7.
Heading back to Ryan Playground

1505 Back at trailer
240-0159 coordinates
Lat: 42.269470214843 8
Long: -71.088653314666 7

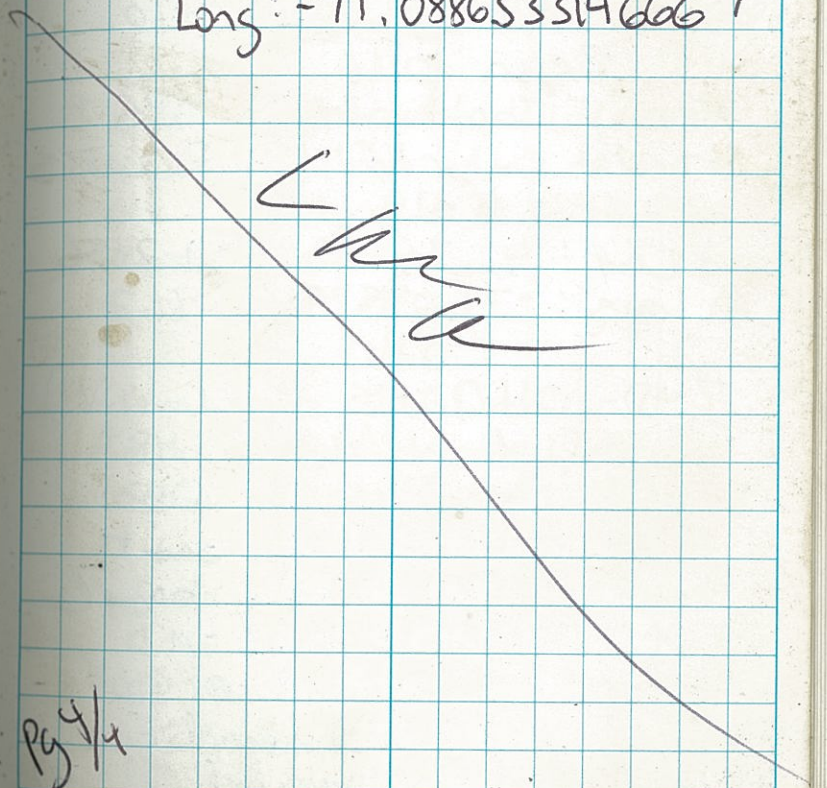

Pg 4/4

Rite in the Rain

0630 SH, SL, WM onsite
↳ gather/prep materials
0730-0745 CT (TG & B), SB onsite
↳ Boat team (WM, SH, CT) mob to Ryan Playground
0824 on-water
0840 Arrive @ 240-0160
0843 Begin 0160
Arrow Gold GNSS GPS coord. entered into EQuIS collect:
Lat: 42.269439697 2656
Long: -71.088296611667

240-0160-AS (Attempt #1)
sample time: 0848
Interval: 0-1 ft
Samples: Full suite
* duplicate taken, sample ID: 240-0160-AD
↳ refusal on gravel @ 1.0'
↳ Attempts #2-3 immediate refusal on gravel

240-0160-BS (Attempt #4)
sample time: 0928
Interval: 1-2 ft
Samples: Full suite
240-0160-CS (Attempt #4)
sample time: 0942
Interval: 2-3 ft
Samples: Full suite

↳ GPS accuracy low, mob to 0161; will need to return to 0160 to take point

1029 Finish 0160
1032 Begin 0161
Arrow Gold GNSS GPS coord. entered into EQuIS:
Lat: 42.269348144533
Long: -71.087946725333

240-0161-AS
sample time: 1044
Interval: 0-1 ft
Samples: Full suite

Rite in the Rain

Location LNR PHL Soils Date 7/15/2024

Project / Client EPA/607034100

240-0161-BS

Sample time: 1123

Interval: 1-1.6'

Samples: Full Suite

↳ refusal on large cobbles & roots @ 1.6' max pen.

↳ (4) total attempts

↳ NO CS sample collected

1156 Finish 0161

1157 Call SH to discuss RTK data streaming for GPS before lunch break

1246 Begin 0162

Arrow Gold GNSS GPS coord. entered into EQuIS:

Lat: 42.26928710937 5

Long: -71.08758126816 67

240-0162-AS

Sample time: 1254

Interval: 0-1 ft

Samples: Full Suite

pg 3/6

Location LNR PHL Soils Date 7/15/2024

Project / Client EPA/607034100

240-0162-BS

Sample time: 1320

Interval: 1-1.5 ft

Samples: Full Suite

↳ loose gravel & dry silt sidewall collapse preventing further advancement past 1.5' max pen. - NO CS

1323 WM mob back to take picture of 0161 boring hole

1344 Finish 0162

↳ mob back to Ryan playground for sample dropoff/pickup

1357 back @ Ryan Pl. lunch pt.

1415 TN @ Ryan Pl; dropoff/picky

1434 Arrive @ pulloff for 052 access

1439 Begin 052

pg 4/6

Rute in the Rain

Location LNR PH11 Soils Date 7/15/2024

Project / Client EPA/60703400

Arrow Gold GNSS GPS used.
entered into EQuis Collect:
Lat: 42.268585205 0781
Long: -71.089884933 1667

240-0152-AS
sample time: 1451
Interval: 0-1 ft
Samples: Full suite
240-0152-BS
sample time: 1509
Interval: 1-2 ft
Samples: Full suite
240-0152-CS
sample time: 1524
Interval: 2-3 ft
Samples: Full suite
↳ All samples ✓ Attempt XX3
1547 Finish 240-0152
1554 Mob back to Ryan Pl.
1606 mob back to trailer
1612 @ trailer
↳ head to area for pot. new location
1956

Location LNR PH11 Soils Date 7/15/2024

Project / Client EPA/60703400

↳ Limited access (fencing lining back of parking lot, not seen ✓ other side of the river)
1638 back @ trailer
1700 was 24 offsite



1956

Rite in the Rain

Location LNR PHII Soils Date 7/16/2024

Project / Client EPA/60703400

0630-0640 WM, SH, JL onsite
↳ gather/prep materials
↳ equipment blank
↳ RP, SB, JH (TG & B) onsite
↳ boat team mob to Ryan Pl.

0812 boat team (SH, WM, JH) on-water

0815 arrived @ 0163

0816 Begin 0163
Arrow Gold GNSS GPS coord. entered into EQuIS:
Lat: 42.269256591796 9
Long: -71.087247062833 3

240-0163-AS
sample time: 0837
Interval: 0-0.9 ft
samples: Full suite

↳ refusal on gravel & roots at 0.9' max pen. No BS or CS samples collected
↳ (4) total attempts

PJ 1/6

Location LNR PHII Soils Date 7/16/2024

Project / Client EPA/60703400

0901 Finish 0163
0902 Arrive @ 0164
0909 Begin 0164
Arrow Gold GNSS GPS coord. entered into EQuIS:
Lat: 42.269165039062 5
Long: -71.086771272167

* outfall just ~~upstream~~ upstream

240-0164-AS
sample time: 0914
Interval: 0-1 ft
samples: Full suite

240-0164-BS
sample time: 0930
Interval: 1-2 ft
samples: Full suite

240-0164-CS
sample time: 0947
Interval: 2-2.5 ft
samples: Full suite

↳ refusal on gravel @ 2.5' max pen

1017 Finish 240-0164
↳ mob to 0165

PJ 2/6

Rite in the Rain

Location LNR PHII Soils Date 7/16/2024

Project / Client EPA/60703400

1024 Begin 24D-0165
Arrow Gold GNSS GPS
coord. entered into EQuIS:
Lat: 42.269104003906 3
Long: -71.08655244483 33

24D-0165-AS
Sample time: 1024
Interval: ~~1-1.5~~ ft 0-1ft
Samples: Full suite
24D-0165-BS
~~Sample~~ time: 1102
Interval: 1-1.5 ft
Samples: PCBs, Metals,
5 VOC jars filled
only
↳ loose sidewall collapse
preventing further
advancement past
1.5' max pen
↳ NO CS sample
↳ (3) total attempts
~1120 sample drop off w/
3L, SB @ Ryan Playground

Location LNR PHII Soils Date 7/16/2024

Project / Client EPA/60703400

1130 RP onsite @ 0165
↳ team ~~still~~ waiting for
GPS accuracy to
improve
1148 RP offsite f/ 0165,
finish 0165, mob DS to
0166
1202 begin 0166
Arrow Gold GNSS GPS
coord. entered into EQuIS:
Lat: ~~42.269104003906 3~~
Long: ~~-71.086552444833 3~~
*see GPS coord on ~~last~~ 2nd page
24D-0166-AS
sample time: 1205
Interval: 0-1 ft
Samples: full suite
24D-0166-BS
sample time: 1227
Interval: ~~2-3 ft~~ 1-2 ft
Samples: Full suite
24D-0166-CS
sample time: 1240
Interval: 2-2.6 ft
Samples: Full suite

Rite in the Rain

Location LNR PHII Soils Date 7/16/2024
Project / Client EPA/60703400

↳ refusal on gravel @ 2.6' max pen.
1308 Finish 0166
1322 Arrive @ 0167
1328 Begin 0167
Arrow Gold GNSS GPS coord. entered into EQuIS:
Lat: 42.269012451 1719
Long: -71.089593990 71667

24D-0167-AS
sample time: 1336
Interval: 0-1 ft
Samples: Full suite
24D-0167-BS
Sample time: 1359
Interval: 1-2 ft
Samples: Full suite

↳ refusal on cobble @ 2' max pen. NO CS sample collected
↳ (4) total attempts

Location LNR PHII Soils Date 7/16/24
Project / Client EPA/60703400

1422 Finish 0167
1431 Back @ Ryan Pl. launch pt., get boat out of water
1505 mob back to trailer

Late Note: GPS for 24D-0166
~~Lat~~:
Lat: 42.26904296875
Long: -71.0862670905



Rite in the Rain

Location LNR PH11 Soils Date 7/17/2024

Project / Client EPA/60703400

0640 - 0725 SH, WM, SB onsite
↳ gather materials, review scope for day

Objs:
Sample 2 new added locations between RM 1.6-1.7 on N side, Loc 24D-0218, 0219

Weather:
79°F H93 L72 Mostly Sunny
AQI 48 4 mph Wind, 10 mph SSW

Approach:
Wade to locations using canoe launch @ staging area CS access

0900 BAD onsite to load 0218, 0219 E/N into Trimble for field team usage
↳ E/N onsite
↳ SH, WM, SB begin wading to 24D-0218

0952 Arrived @ 0218
0954 Begin 0218
Arrow Gold GNSS GPS coord. E/N entered into EQuIS collect!

Location LNR PH11 Soils Date 7/17/2024

Project / Client EPA/60703400

Lat: 42.26571655273 44
Long: -71.09544403633 33
* approx 6 ft s/l water edge

24D-0218-AS
Sample time: ~~10~~ 0958
Interval: 0-1 ft
Samples: Full suite

24D-0218-BS
Sample time: 1019
Interval: 1-2 ft
Samples: ~~2-3 ft~~ Full suite

24D-0218-CS
Sample time: 1038
Interval: 2-3 ft
Samples: Full suite

1053 Finish 0218
↳ mob back to canoe launch pt for sample drop off / pickup

1112 Arrive @ 0219
↳ adj. pt downstream of * outfall in retaining wall pg 2/4

Rite in the Rain

Location LNR PHII Soils Date 7/17/2024

Project / Client EPA/60703400

1118 Begin 24D-0219
Arrow Gold GNSS GPS
coord. entered into EQuIS:
Lat: 42.266265869406
Long: -71.09503962833333
*approx 6.5' F/ water edge
24D-0219-AS
sample time: 1144
Interval: 0-1 ft
Samples: Full suite
24D-0219-BS
Sample time: 1211
Interval: 1-1.5 ft
Samples: Full suite
↳ (5) total attempts
↳ NO CS sample collected.
Refusal on bricks @
1.5' max pen.
↳ No GIS Field Maps point
taken. Error: The request timed
out
1222 Finish 0219
Demob back to trailer

Pg 3/4

Location LNR PHII Soils Date 7/17/2024

Project / Client EPA/60703400

Last day sampling - finish
LNR PHII floodplain
soil sampling interval
~1300 WM. SH. SB offsite

Pg 4/4

Rite in the Rain.

LNR Phase II Soil Sampling
5/29/2024 - 7/16/2024
Team 2

1515 At trailer, Walter post-cals YSI while Paula and Hannah collect equipment blank 9~~4~~ (sed)
sample time: 1500

1600 Paula + Walter off-site.

1610 Hannah calls Max Reis to discuss coordinate system difference btwn Trimble and Equis, he advises to upload forms as-is and submit coords to him separately ↖ Will do this next week

1620 Hannah QC ipad + upload all forms.

1~~7~~10 Finish QC
Hannah off site



0630 Josie, Bill & Silas onsite @ field trailer to prepare for sampling. We will be sampling along the LNR trail. Projected to go to locations 50, 51, 52 & 53. Continue sampling location 50 after starting on 5/28/24.
JMJ
~~0745~~

0745 Team switch. Josie now working with land team instead of water.

0800 Head to Ryan Playground to park and walk to first location (50).

0830 Begin sampling of 24D-0050-BS first attempt.

0922 Sample time for 24D-0050-BS

1005 refusal due to roots and rocks for CS,

JMJ 05/29/24

Rite in the Rain

attempt new hole one foot away from original.

1031 sample time for 24D-0050-CS

1100 move to location 24D-0051-

location 049 & 051 had no outfall - whereas 050 & 052 did. ~~not.~~ JML

1146 Sample time for 24D-0051-AS

1200 talked to a women who noted a gasoline fired moped fell into the river recently. Fire department responded and took moped out of River.

1210 a man came by and asked questions about what we were doing. gave us his email for someone from the epa

JWK 5/29/24

to contact him. danny@airbos.org

1218 sample time for 24D-0051-BS

1250 sample time for 24D-0051-CS

was necessary to enlarge the hole to get CS due to the hole collapsing.

1330 move to location 24D-0052

1342 sample time for 24D-0052-AS

1410 sample time for 24D-0052-BS

1448 could not get to 24D-0052-CS due to a combination of rocks and hole collapsing.

JWK 5/29/24

Rite in the Rain.

Lower Neponset River 5/29/24

1520 Josie, Silas, & Bill back at staging area. Done sampling for the day.

1545 Silas offsite.
plan to meet on-site tomorrow at 0700am.

1630 Josie offsite

JMJ
5/29/24

Lower Neponset River — Soil
5/30/2024

LEFT BLANK ON PURPOSE

Rite in the Rain

LEFT BLANK
ON PURPOSE

5/31/2024

0710 Silas & Josie arrive onsite. Meet at field trailer to prepare for sampling. We will be sampling along the LNR trail. projected to go to locations 53, 54 & 55. The second field team Walter & Steve will go to 56, 57 & 58.

0750 Bill on-site.

0815 Head to Ryan playground to park and walk to first location (0053).

0848 sample time for 24D-0053-AS

0900 first attempt for 24D-0053-Bs.

0920 SE moving to second attempt 6 feet east

5/31/24

Rite in the Rain

from original hole. too many roots and gravel.

0925 second attempt had too many large roots and a giant boulder. Moving to third attempt 6 feet west along contour.

0930 sample time for 24D-0053-BS. Third attempt.

1007 sample time for 24D-0053-CS. Because of refusal and caving, this was not a full suite.

1015 Silas not feeling well, sent back to staging area.

1030 Walk over to 24D-0054 and noticed flagging submerged in water.

JMS 5/31/24

1036 Collected gps point & moved it 2 feet north 3 feet east from original flagging.

1055 sample time for 24D-0054-AS.

1120 sample time for 24D-0054-BS. could not get VOCs due to volume and coarse sand / gravel.

1135 3 attempts for 24D-0054-CS were not successful due to hole caving & coarse sand / gravel.

1150 Walked over to 24D-0055.

1215 moved original flagging point 2 feet away from the river

JMS 5/31/24

Rite in the Rain.

and 4 feet parallell due to the flag being submerged.

1220 sample time for 24D-0055-AS.

1253 sample time for 24D-0055-BS.

1310 attempt number 1 for 24D-0055-CS.

1328 second and third attempt were a fail due to not being able to get passed 2 feet. Heavy root and gravel at the bottom.

1335 Head over to station 24D-0059-.

1355 sample time for 24D-0059-AS.

1420 sample time for 24D-0059-BS.

5/31/24

no VOCs - not enough volume.

1430 could not get 0059-CS due to roots & caving.

1445 Bill leaves to go back to staging area. Josie stays to help other land team finish 0060.

1505 Josie, Walter & Steve leave Ryans playground to head back to staging area.

MW

1510 at staging area beginning to clean and prepare for next weeks sampling.

1530 Josie offsite

MW

5/31/24

Rite in the Rain

Lower Neponset River - Soils 6/3/24

0640 Josie arrives onsite to help get equipment together for land field team.

0715 Silas arrives onsite.

0749 Steve & Walter leave staging area to begin boat access sampling.

0800 Bill arrives onsite.

We will continue to sample along the LNR trail. ~~Prepared~~ Projected to go to locations 61, 62 & 63 D.

0840 Field team heads to Ryans playground to park and begin sampling.

0900 arrive at location 24D-0061

Jef 6/3/24

Lower Neponset River - Soils 6/3/24

0910 Jessa came to Ryans playground to pick up trailer key.

0926 sample time for 24D-0061-AS

0932 First attempt fail to go deeper due to thick roots

1010 second and third attempt failed due to refusal - thick roots.

1019 Heading over to 24D-0062

1040 sample time for 24D-0062-AS

1059 sample time for 24D-0062-BS

1127 sample time for

6/3/24

Rite in the Rain.

 Lower Neponset River - Soils 6/3/24

24D-0062-CS

1224 Finish cleaning around 63 to get access. Begin attempt number 1.

1232 sample time for 24D-0063-AS/AD

1322 sample time for 24D-0063-BS

1440 sample time for 24D-0064-AS

5 (JMC)
1~~7~~07 sample time for 24D-0064-BS

1534 sample time for 24D-0064-CS

1607 Team headed back to staging area.

1645 Team offsite.

[signature] 6/3/24

Lower Neponset River 6/5/24

1121 Bill and Silas in Boat with Jake

1145 24D-0020-AS MS/MSD sample Time
corragated culvert libely drains from houses above directly below is sample location

1313 Start of 24D-0020-BS

1349 start of 24D-0020-CS
sulfide smell

1421 arrived at 24D-0021

1540 Finished at 24D-0021

1612 Back at Staging Area

1630 Team offsite

[signature] 6/5/24

Rite in the Rain

Lower Neponset River 6/10/24

0852 Bill and silas arrived at sampling location. Projected 215, 216, 217.

0930 sample time for 215 AS/AD

1017 sample time for 215 D unable to get C due to collapse. 3 tries attempted

1100 Sample time for 216-AS

1130 Sample time for 216-BS unable to get volatiles due to lack of sample

1200 0217-AS sample time

1230 0217-BS sample time all CS samples were not able to be collected due to collapse

1302 Back at staging area

1430 At location 1068 to get on CS. New hole 5 inches from previous hole

~~0900~~ 0945 Finished collecting 240-0168-AS, moving on to BS layer.

1033 Finished collecting 240-0168-BS. Moving on to CS layer.

1113 Finished collecting 240-0168-CS. will Decon and move to 240-0169-AS

1245 168-AS and 168-BS collected. Moving to 169-CS

130 No volatiles for 169-CS

Rite in the Rain.

Lower Neponset River - Soils 6/17/24

0840 arrive at 24D-0172-

0847 start 24D-0172-AS

24D-0172-AS
sample time: 0902
interval: 0.0-1.0 ft
sample: full suite

24D-0172-BS
sample time: 0918
interval: 1.0-2.0 ft
sample: full suite

24D-0172-CS
sample time: 0947
interval: 2.0-3.0 ft
sample: full suite

1004 finished 24D-0172
1026 arrive at 24D-0173
1032 start 24D-0173

→ location on a mud flat ~15 ft from base of slope.

24D-0173-AS
sample time: 1040
interval: 0.0-1.0 ft
sample: full suite

24D-0173-BS
sample time 1100
interval: 1.0-2.0 ft
sample: full suite

24D-0173-CS
sample time: 1112
interval: 2.0-3.0 ft
sample: full suite

24D-0174
↳ ~ 6 ft upslope from edge of mud flat.

24D-0174-AS
sample time: 1200
interval: 0.0-1.0 ft
sample: full suite

24D-0174-BS:
sample time: 1300
interval: 1.0-2.0 ft
sample: full suite

24D-0174-CS
sample time: 1330
interval: 2.0-2.5 ft
sample: full suite

24D-0175
↳ at foot of slope.

24D-0175-AS
sample time: 1340
interval: 0.0-1.0 ft
sample: full suite

Rite in the Rain

LNR PHII SOILS 6/17/24

240-0175-BS
sample time: 1355
interval: 1.0-2.0 ft
sample: full suite

240-0175-CS
sample time: 1455
interval 2.0-2.3 ft
sample: metals, PCB, SVOC

240-0171

↳ moved 4 ft towards river due to heavy roots. a couple feet up from bottom of slope.

240-0171-AS & AD
sample time: 1500
interval: 0.0-1.0 ft
sample: full suite-Dup

240-0171-BS
sample time: 1515
interval: 1.0-2.0 ft
sample: full suite

240-0171-CS
sample time: 1540
interval: 2.0-2.6 ft
sample: full suite

240-0008

30 ft from embankment on edge of river

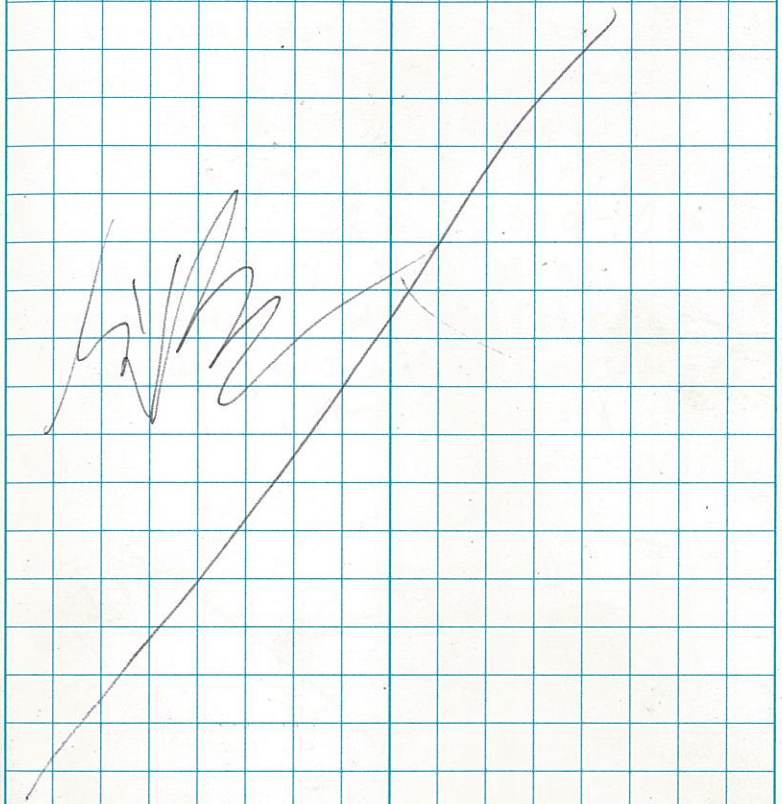

Rite in the Rain

128 6/21/24 LNR - Soils SCB

24D-0188
hole shifted 5 feet towards river due to roots

24D-0187
hole shifted 10 feet towards river due to rocks and root. Resistance at 1.5 ft from cobbles.

24D-0186
could not get past 1.4 ft due to collapse and large cobbles. Did not encounter the water table.

6/24/24 LNR-Soils SCB 129

24D-0189
Max penn. 1.8 ft due to root refusal

24D-0190
directly at bottom of outfall

24D-0191
max penn. 2.3 ft due to rocks

24D-0192
sample AS was MS/MSD

Rite in the Rain

6/27/24 LNR PH11 - Soils SCB

0820 ON BOAT

240-0145

1.7' mat pen. due to cobble refusal and collapse

6/28/24 LNR PH11 - SOILS

0200

AS MS/MSD

sample time: 0835

interval: 0.0 - 1.0 ft

sample full suit

BS

sample time 0905

interval: 0 - 1.6 ft

sample full suite

CS

Soils boney/rocky, hole refuse 3 times deepest 1.6 ft.

0198

AS & AD

sample time 0930

interval: 0 - 1 ft

sample full suite

BS

Sample time 0955

interval: 1.0 - 1.5 ft

sample: full suite

Rite in the Rain

CS
auger refusal at 1.5 ft & hole was collapsing. Attempted to dig to 2 ft but only got to 1.9 ft due to collapse & cobble.

0196
AS
sample time 1024
interval: 0-1 ft
sample full suite
BS
sample time 1055
interval: 1.0-1.4 ft
sample PCB/Metals/SVOCs
CS
refusal on cobbles & boulders.

0194
AS
sample time 1128
interval: 0-1 ft
sample full suite
BS
sample time 1147
interval: 1-2 ft

sample full suite
CS
sample time 1214
interval: 2-2.6 ft
sample full suite

0201
AS
sample time 1330
interval: 0-1 ft
sample full suite
BS
sample time 1414
interval: 1.0-2.0 ft
sample full Suit
CS
Refusal on cobble and roots max pen 2.0 ft.

Rite in the Rain

0202
original point was located 10-14 ft above the water in a thick briar patch — point was moved towards the water off the cliff. However that location is currently under water & the point was moved approximately 15-20 ft upstream of the prior location due to accessibility & safety reasons.
AS
refusal on cobbles & boulders
Sample time 0853
interval 0.0-0.8 ft
Sample full suite

0203
AS
Sample time 0925
interval 0.0-1.0 ft
sample full suite
BS
sample time 0940
interval 1.0-2.0

sample full suite
CS
sample time 1000
interval 2.0-2.9 ft
sample full suite

0210
AS - refusal on bedrock.
sample time 1031
interval 0.0-0.4 ft
sample full suite
BS

0211
No BS or CS due to refusal on condensed roots & bedrock.
AS/AD
sample time 1106
interval 0.0-0.8 ft
sample full suite

0212
AS
sample time 1235
interval 0.0-1.0
sample full suite

Rite in the Rain

7/1/24 LNR PH II SOILS

BS
sample time 1252
interval 1.0 - 1.4 ft
sample full suite
CS
refusal on roots located behind a retaining wall.

0213
AS
sample time 1329
interval 0.0 - 1.0
sample full suite
~~BS~~
sample time
interval
~~sample~~
Heaving roots. Wildlife-bird nest & eggs. Previous discussion from Tristian & Bill AD, there are some sampling locations between DCR path & train that could be attempted if we want to get deeper.

0900 arrive at 0079
took time to get materials to location. Full suite of all three levels

* talked to resident whose house we parked in front of

1130 Took heavy clearing to get to 0080 right next to dried up stream

1230 lunch

1300 0081 full suite

1500 leave site

Rite in the Rain

LNR Pit 11 - Soils 7/9/24

24D-0082
Max penn. 2.7 ft
point at edge of small stream

24D-0083
Max penn. 1.6 ft
AS/AD and BS/BD

24D-0084
Max penn. 3 ft
full suite
small stream gets wider

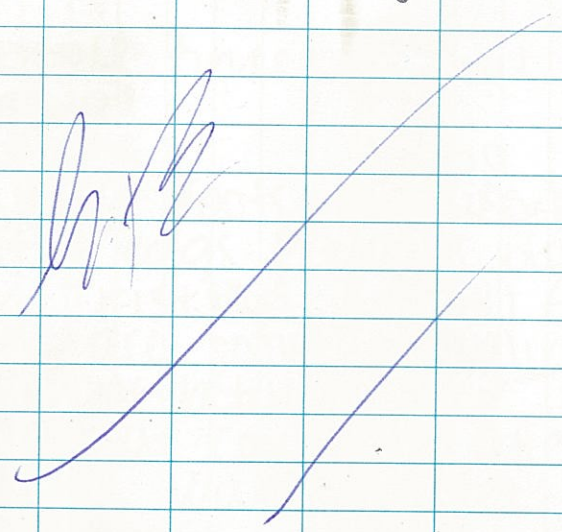

24D-0208
Max penn. 3 ft
full suite A, B, C

24D-0209
Max penn. 1.7 ft
no CS due to refusal on rocks and root

24D-0214
Max penn. 2 ft
No CS due to refusal on cobbles

1500 depart



Rite in the Rain

LNR PHII-Soils 7/11/24

0806 arrive at canoe launch by central bridge

24D-0096
depth: 3 ft
full suite AS, BS, CS

24D-0095
depth: 1.5 ft
full suite AS, BS
This is point right next to central bridge. Refusal on rocks

24D-0094
depth: 2.7 ft
full suite AS, BS, CS
refusal on cobbles

24D-0093
depth: 0.7 ft
full suite AS
NO BS, CS due to refusal on cobbles

1450 Heading back to trailer

LNR PHII-SOILS 7/15/24

0850 arrive at Ryans playground.
↳ mob to 0034.

0034
AS
sample time: 0947
interval: 0.0-0.9 ft
sample: full suite
no BS or CS due to refusal on gravel layer.

0035
↳ flag moved within 10ft radius towards outfall observed.

AS
sample time: 1042
interval: 0.0-0.9 ft
sample: full suite.
↳ refusal on gravel layer and heavy/thick roots. No BS/CS.

pg. 1/3

Rite in the Rain

0036

AS / AD
sample time 1118
interval 0.0-1.0 ft
sample full suite
240-0036-AD

BS
sample time: 1145
interval 1.0-2.0
sample full suite

CS
sample time: 1212
interval 2.0-2.5 ft
sample: full suite
~~gravel & sand could not go deeper~~
↳ boring refuse 2.5 ft after running into cobble that kicked the auger off the center.

0037

AS
sample time: 1300
interval: 0.0-1.0 ft
samples: full suite

pg. 2/3

BS
sample time 1322
interval: 1.0-1.5 ft
sample: full suite

CS
hole refused at 1.5 ft due to gravel and coarse sand and hole capped. three attempts could not keep hole open.

0038

AS
sample time: 1348
interval: 0.0-1.0 ft
samples: full suite

BS
sample time: 1400
interval: 1.0-2.0 ft
samples: full suite

CS
sample time: 1420
interval: 2.0-3.0 ft
samples: full suite

pg. 3

Rite in the Rain

LNR PH II – SOILS 7/15/24
16 JMC

0815 arrive at Ryan's playground
↳ mob to 0039.

0039
AS
sample time: 0910
interval: 0.0-1.0 ft
samples: full suite
BS
sample time: 0925
interval: 1.0-1.2 ft
samples: PCB
↳ refusal on gravel layer after 3 additional attempts

0040
AS
sample time: 0945
interval: 0.0-1.0 ft
samples: full suite
↳ refusal on gravel layer and hole collapsing. NO BS or CS.

Pg 1/

0041
AS
sample time: 1025
interval: 0.0-1.0 ft
samples: full suit
↳ location moved about 5 ft south closer to the stream due to rocks.
↳ refusal on hole collapsing, rocks & gravel layer. No BS or CS collected.

1040 Head back to Ryan's playground.

1130 Wait to hear back from EPA regarding additional sampling locations. Waiting at trailer.

1500 Have not heard back- going to wrap up trailer tasks.

Rite in the Rain.

LNR Phase II Soil Sampling - Recon 1/10/2024, 3/15/2024, 5/17/2024, and 5/20/2024

0830 meet @ Esplanade Park
~50 F partly cloudy
- Natalie + Walt
- safety briefing

0900 head to W Baker Dam (0.0 mi)
- walking upstream on south side
- water taking notes & RP doing GPS.
- most of south accessible along path; north may be accessible, but by boat

1100 Natalie leaves (0.7 mi)
- continuing upstream
- Team flip @ Harvest Bv (land on north, boat on south)
- no sampling possible from ~1.3 → 1.6 (Blue Hill Bridge)

1400 continuing upstream from Esplanade; likely boat access

1630 off site

Rite in the Rain

1-11-24

0815 on-site ~43F overcast
→ OBJ: finish recon to 2.7
pin flags for water level
boat access

3/15/2024 LNR Milton, MA

0900 WM AECOM onsite to check condition of conex box and presence of keys

↳ observations:
- conex box was obviously attempted to be broken into
  - door cracked open approx 1 inch
  - conex door handles swung down
  - red paint f/ lock rubbed off on conex, but lock was intact
- conex lock key box present underneath conex via black magnet box
  - only one key on key chain, used to be two
- called RP AECOM to report

0905 WM AECOM offsite PSY/6

Rite in the Rain

3/15/2024 LNR Milton, MA

1130 WM AECOM onsite at WB Dam
↳ working DS → US to confirm soil sampling feasibility w/ lower water levels

0-0.1 South
- sampling appears to be more difficult than originally projected
  ↳ steep slopes w/ large roots & cobble
- pin flags good indication of realistic floodplain
  ↳ flood/water level not as low as expected

0-0.1 North
- previously submerged culvert partially visible

0.1-0.2 South
- islands/flat terrain exposed
- soils DS of the Tree Brook-2 culverts

0.1-0.2 North

pg 2/8

- Canoe launch point confirmed for accessibility (boat launch, sample pickups, sampling)
- just US of central ave bridge, revetment exposed
- culvert exposed SE parking lot

0.2-0.3 South
- steep slopes, compacted soils w/ moss & roots exposed

0.2-0.3 North
- revetment exposed below junkyard lot / retaining wall

0.3-0.4 North
- large culvert exposed
- hard to see across river/ woody debris

0.3-0.4 South
- start of braided channel
- limited shoreline exposed
- islands still mostly submerged

pg 3/8

* most of braided channel subm.

Rite in the Rain

3/15/2024 LNR · Milton, MA

1215 mob to staging area for IDW pickup w/ MillCity

1220 AMIR MillCity onsite to pickup 3 IDW drums

1230 Drums on MillCity flatbed

1240 MillCity offsite, WM mob to Ryan Playground

1250 @ Ryan Playground
↳ returning to S side braided channel area
↳ work US to Blue Hill Ave bridge (1.5-1.6)

Braided Channel
S side shoreline may be difficult to sample via boat @ some areas
↳ red wet exposed woody debris across water
S side drainage cuts dried up

1330 obs. S/N side DS of footbridge:
- spotty sampleable areas

3/15/2024 LNR Milton, MA

- most of shoreline covered w/ overhanging veg
- faster flow
- need advance team to ID locations
↳ water level drop not as apparent

w/ 1.2 islands submerged, South shore appears feasible

* south side islands to ROW NO-GO

* north side just DS of ROW w/ 1.2-1.3 great for sampling - soft sed deposits

↳ can only walk on shore under footbridge up to ROW

1.3-1.4 - fast flow cobbles lining both shores

↳ pot. for 1 sample on S side behind appt lot - broken fence

1355

3/15/2024 LNR Milton, MA

* need to confirm where sampling will take place US of 1.3 rubble dam - spoils area or shoreline? - shoreline all rocks

ROW Rubble Dam, Bluth Br.

① whether it is shoreline or dredge spoils area, most of northern shoreline feasible f/ 1.2 - approx end of footbridge (exc. ROW)

② on S side, unfeasible f/ 1.2 islands past the culvert just US of ROW.
↳ spotty feasible areas, but truly dependent on current, rubble dam
↳ one spot good to sample via foot across broken fence f/ oppt. for very steep slopes →

1400 walk back to Ryan Playground

PS 6/8

→ ③ when sampling N side, needs to be mix of boat & land + dredge area
↳ shoreline betw. dropped pin & ROW only access. by boat, end of footbridge to pin done via foot?
↳ lot of projected VEG, can't do boat be of current

1415 mob to staging area to drop of coolers in canoe

1425 drop off coolers, assess water lvl @ staging area access point
↳ mob to Bluth Dam

1430 @ Bluth Dam
↳ initial obs. confirmed w/ pictures

1440 mob to bridge overlooking shoal

1450 @ shoal bridge

09/8

Rite in the Rain

3/15/2024 LNK Milton, MA

↳ shoal not visible
↳ bridge suppt platform submerged

1455 WM AECOM offsite

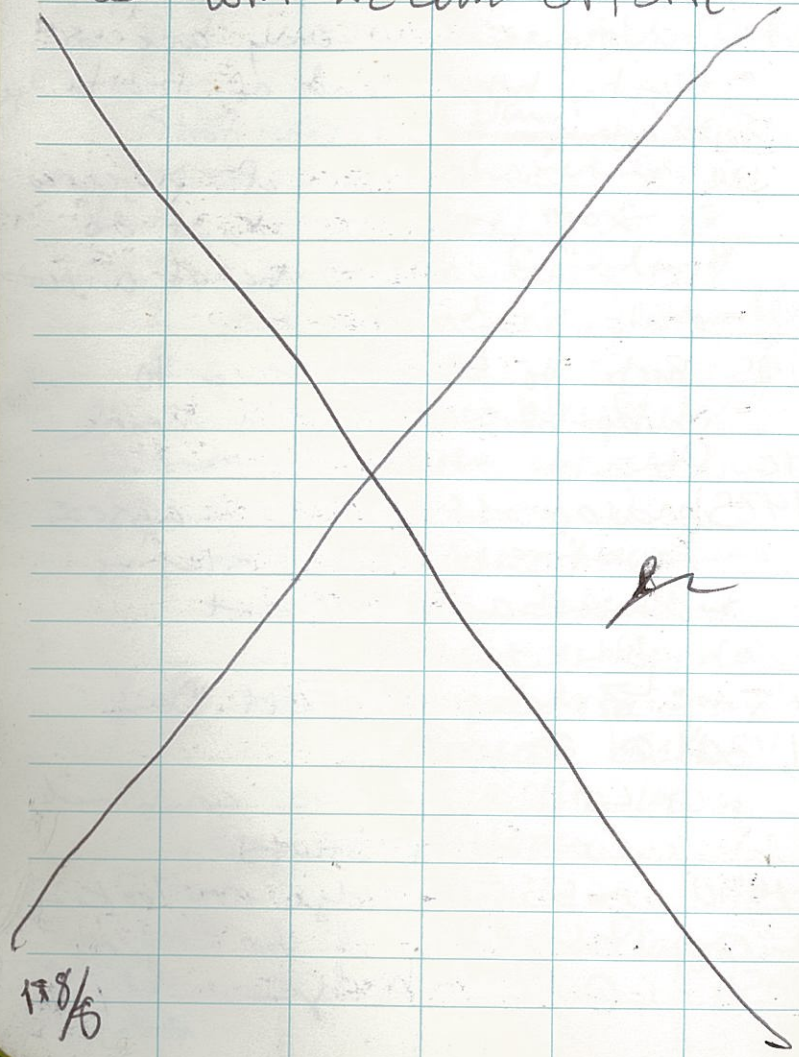

1 8/8

5/17/2024 LNK PH11 Soils

0800 TN, RP AECOM onsite
0930 WM AECOM onsite
↳ assemble Trimble GPS
↳ review HASP/tailgate safety meeting - sign tailgate forms
↳ review obj./scope of work

Objectives:

- WM, RP mob to Walter Baker Dam & flag locations working S side DS → US; begin @ RM 0.0
  - sample loc # start @ 24D-0214
  - N side locations proj. to be flagged: 24D-0093 → 0097
  - bring printed out sample Approach Memo to reference regarding target location adjustment
- TN remain onsite @ trailer staging area to continue mob/prep work

Weather: (Milton, MA)
63°F H66 L51 partly cloudy, sunny
11 mph wind, 23 mph gusts AQI: 25
USGS Gauge 0110555 66: 403 cfs

Pg 1/8

Rite in the Rain

5/17/2024 LNR PH11 Soils

1034 TN mob offsite to acquire WiFi router

1045 WM hand surveillance signs

1053 WM, RP mob to WB dam

1100 WM, RP @ corner of High St. & Eliot St.
- gather supplies/access preloaded files in GPS

1120 access PH11 files
↳ mob to WB Dam

1123 @ Z4D-Ø214 area

1131 Flag Z4D-Ø214
↳ near shoreline app. feasible

1138 @ Z4D-Ø213
↳ adj. to metal retaining wall, sampleable area closer to shoreline ~4 in 10 ft radius

1144 closing in on Z4D-Ø212
↳ W/ water level now lower than @ each previous recon efforts, large revetment now observed between metal ret. wall & river
↳ some soils surfaced across river on N side by cone. building wall (not mapped, boat only)

PJ 2/8

5/17/2024 Advance Flagging Table 1

Sample Loc. ID	Location/Coord.
Z4D-~~ØØ~~Ø214	NOT MOVED
Z4D-Ø213	NOT MOVED
Z4D-Ø212	NOT MOVED
Z4D-Ø211	NOT MOVED
Z4D-Ø21Ø	NOT MOVED
Z4D-Ø2Ø9	NOT MOVED
Z4D-Ø2Ø8	ADJ: (Northing/Easting) N: 1934211.62 ft E: 9658676.57 ft
New Z4D-Ø2Ø8.5	New: (Northing/Easting) N: 1934207.53 ft E: 9658771.42 ft
New Z4D-Ø999	New: (Northing/Easting) N: 1934196.03 ft E: 9658645.47 ft

Rite in the Rain

This page is intentionally left blank.

1148 @ 24D-0212
↳ betw. walkway & metal ret. wall → flagged

1153 closing in on 24D-0214
↳ next to riverwalk on plateau upgradient of slope to river → flagged

1158 @ 24D-0210
↳ on gravel path w/ feasible area w/in 10 ft radius
↳ will not sample @ .06 target loc.

1208 @ 24D-0209
↳ downslope of gravel path
↳ steep conditions, multiple/composite of attempts likely

1209 24D-0208 photos display water level drop - clearance * beneath bridge *

1218 @ 24D-0207
↳ adj. to large trees & root masses, soggy/gravelly soil → fill
↳ move pt perpendicular to/closer to shoreline

5/17/2024 LNR PH11 Soils

1223 sheen (swirling) observed in/on water adj. to new 24D-0208 point
↳ Photos w/ sample photos

Note added to adjusted points:
Example → 24D-0208
(on Play) * Adj

* 1232 RP, WM not logging new location pt in Trimble for 24D-0208 (difficulty adding data pt. w/in preuploaded data set)
↳ BAD may be able to troubleshoot/execute for interval moving forward
↳ N/E coordinates transcribed

1240 Nep. Riverwalk footbridge prev. deemed not feasible F/ recon. however lower water levels have exposed feasible recovery for floodplain soil sampling
* ↳ add point: 24D-0208.5
* ↳ likely MS/MSD or dup

pg 6/8

1248 on Nep. Riverwalk Bridge
↳ not accessible by foot to Play 24D-0097
↳ advance team approach w/ boat
* Poison ivy everywhere & large cobbles in water/near shore
* feasible for sampling

1255 recon feasible soil surfaced DS of culvert on N side DS of Nep. Riverwalk Bridge
↳ not accessible by foot to add new location (24D-0097.5)
↳ advance team to approach w/ boat

1302 @ out cropping US of NEP. Riverwalk Bridge
↳ directly perpendicular to river centerline F/ ADJ. 24D-0208
* add point: 24D-0999
(does not follow (4) proposed loc. change in S.A. memo)
↳ Field Mod. likely req.
↳ Skipped
↳ likely MS/MSD, dup location

pg 7/8

Rite in the Rain

5/17/2024 LNR PH II soils

Noted added to NEW points:
Example: 24D-0999
(on-flag) *New

BOR RP, WM mob back to Eliot St then back to staging area (1320)
~1330 RP, WM back @ trailer w/ TN

Afternoon:
WM → soil sampling materials inventory/acquire rental/order DI water f/ US Env./contact Matt Flynn DCR regarding opening gated drive DS of rail ROW off of Tamien Pkwy [RM 2.5] for boat launch access
RP, TN → H&S paperwork, trailer set-up, online work, etc. (communications planning, schedule/staff)

1600 WM begin daily summary rpt draft
↳ Send to KC, RP, TN, GK, KD, SH
1715 AELOM staff off site

P3 8/8

5/20/2024 LNR PH II Soils

0815 WM AELOM onsite w/ DS f/ ↳ JL, RP onsite US Env
~0815-0830 TN, SH AELOM onsite
~0845 Review safety, scope of work, short-term plans ↳ SSA into tailgate form
0915 WM, SH begin going through inventory/prep equipment for sampling
- Start GPS - connect to Milton, MA local RTK
- print/generate insert for truck dashboard
- create Excel sheet w/ added locations flagged on Friday 5/17/2024 per email f/ GK on 5/14/2024
0935 Teams call w/ GK, KC regarding sample location addition/adjustment
- KC → review EQuIS w/ SH, talk to DCR/Forks regarding dam water releases
~1025 WM reach back out to M Flynn DCR regarding gate ~~RM 2.5~~ the Rains

P5 8/8

5/20/2024 LNR PHII Soils

1030 WM, SH go through equipment, * decon sampling matrials, pack truck w/ nec. items
↳ f/ Teams call (0935 5/20) agreed plan to begin sampling w/ approval on 5/21 working DS → US starting at loc. flagged 24D-0214 onwards

plan
↳ TGB onsite 5/21
↳ DCR RM 2.5 gate opened
↳ AECOM/TGB flag water loc. US → DS starting by T&H dam
↳ WM, SH sample as described above

↳ SH calibrated Arrow GNSS Gold GPS to ~5.8 cm accuracy when using Eos Tools Pro application

1034 phone call w/ M. Flynn DCR
↳ WM mob to gate to get pictures of lock,

5/20/2024 LNR PHII Soils
GPS coordinates

1056 M. Flynn confirms DCR to meet WM AECOM @ gate at 1200

1100 SH finish decon sample equipment, SH, WM pack buckets of supplies used for upcoming sampling

1140 check scales, charge scales

1150 begin PID calibration check (pull out materials)
↳ paused: to be continued after 1200 meeting w/ DCR

1155 WM @ DCR gate RM ~ 2.5

1209 DCR onsite
↳ gate was dummy locked, lift up & push
John Rogers
Roberto Estrada
> DCR
↳ confirmed canoe launch is DCR property (MDC sign)
↳ John Rogers to call Matt Flynn

1217 DCR, WM leave gate

1224 WM back @ staging area

1233 Notify Milton MA PD of our residence here next 3 [illegible] mos.

1236 mob to Elliot St / Extra Storage parking to continue flagging

1245 connect w/ Extra Space Storage contact:
Christopher Malon
↳ we have granted access been to park in lot

1308 @ 24D-0207
↳ no change req' feasible w/in 10 ft

1315 @ 24D-0206
↳ need to adjust based on existing field conditions.
↳ slate, till, shallow rock layer w/ small thin organic layer on top
↳ walk perpendicular towards shoreline until soil becomes feasible

1330 @ 0205 → similar conditions to 0206
↳ more perpendicular to shoreline until feasible soil reached

pg 4/9

5/20/2024 Advance Flagging Table 2

Sample Loc ID	Lat/Coordinates
24D-0207	NOT MOVED
24D-0206	ADJ (Northing/Easting) N: 1934969.62 ft E: 9658478.43 ft
24D-0205	ADJ (Northing/Easting) N: 1934189.16 ft E: 9658396.15 ft
24D-0204	NOT MOVED
24D-0096	Adj (Northing/Easting) N: 1934193[illegible].92 ft E: 9658257.59 ft
24D-0095	ADJ (Northing/Easting) N: 1934188[illegible].77 ft E: 9658202.15 ft
24D-0201	NOT MOVED

pg 5/9

Rite in the Rain

This page is intentionally left blank.

PS 4/9

0205

↳ H&S @ 24D-0206 - heavy blankets of poison ivy understory (need to remove) & buckthorn

~1340 @ 24D-0204

↳ DS Pine Tree Brook

↳ Flag at base of large oak tree, but feasible soils w/in 10ft → not moved

- mob to 24D-0203:
  - fence, thick vegetation
  - opposite side of Central Ave bridge working US
  - ~~not feasible~~ accessible to flag by land ↳ move to N side across Central Ave. Bridge

1429 Spent time traversing canoe launch area by Central Ave. on N side attempting to flag 24D-0096

↳ believe loc. is approx. 10 ft into the river

↳ shoot alt - pt on shoreline

1445 same location issue w/ 24D-0095 as 24D-0096 — Note in the Rain

PS 4/9

5/20/2024 LNR Phase II Soils

↳ believe pt is in the water
↳ got as close as possible
f/ the shoreline
↳ also biopsied sample near
outfall

~1450 mob back across Central Ave
to S side (24D-0093, 94
not accessible by land on
N side, need boat)

~1500 closing in on ~~24D-0092~~
24D-0202
↳ 24D-0203 not access.
by land as described
earlier in notes
↳ 24D-0202 not accessible
safely by land (slope
far too steep)

1522 @ 24D-0201
↳ feasible soils w/in 10ft
↳ not moved

1528 mob back to trailer
↳ debrief trailer team w/
progress
↳ review updates f/ emails
↳ confirm short-term plan

PS 5/9

5/20/2024 LNR Phase II Soils

↳ update Excel sheet w/
plugging progress, draft
& send out Daily Summary
Rpt

1650 TH, SL offsite

~1700 RP offsite

~1715 WM, SB offsite



PS 5/9

Rite in the Rain

LNR Phase II Soil Sampling
5/21/2024 - 7/10/2024
Advance Flagging

5/21/2024 LNR PH11 Soils

0745 WM onsite @ LNR staging area
↳ SH already onsite
↳ review safety plan & sign tailgate forms
↳ review SOW for today 5/21
↳ text SSHO RP that we are onsite
↳ check out equip to cal. PID

Weather (Milton, MA):
59°F H82 L52 Partly cloudy, sunny, clear
AQI 31 7 mph wind, 15 mph gusts

USGS River @ Milton Village, MA - 011055566
365 cfs as of 5/21 @ 0745

0815 secure trailer & mob to Extra Storage parking area to access Nep. Riverwalk
↳ obj:
continue flagging floodplain soil sampling locations
0813 @ ExtraSpace Storage lot
P4 1/7

5/21/2024 LNR PH11 Soils

0910 revisited 24D-0214 to confirm location
↳ original flag dropped not to scale, point on ret. wall, ~~walk straight toward river until feasible soil reached~~
0919 JM
↳ same w/ 24D-0213
24D-0212
24D-0211
24D-0210
24D-0209
↳ adjusted flags based on more accurate scale than prev used on Fri 5/17
0941 mob to 24D-0200
0959 flag 24D-0200
↳ not moved, but on very steep slope
1000 look across river @ feasible areas prev. deemed not feasible
* ↳ next to industrial area + ds of outfall
+1010 phone call w/ Rick P. discuss property access
P2 1/7

Rite in the Rain

5/21/2024 - LWR PH11 Soils

1015 closing in on 24D-0199
↳ steep slope covered w/ broken glass → H&S
↳ roots, cobble
↳ adj by walking perpendicular to shore until soils become feasible rubble
* possible dam noted in river by adj 24D-0199

1051 @ 24D-0198
↳ dense tree cover
↳ cobble, woody debris
↳ location not moved
↳ feasible soil w/ 10 ft radius
↳ sheen seen (swirling) on water by shoreline downgradient
↳ nearby islands surveyed (were submerged during recon)

1055 mob back to trailer w/ PM

1145 Teams meeting w/ SA, WM, KC, GK, RP
↳ phone call w/ TN

PJ 3/7

5/21/2024 Advance Flagging Table 3

Location ID	Coordinates
24D-0200	Not moved
24D-0199	ADJ: (Northing / Easting) N: 1934640.30 ft E: 9657676.24 ft
24D-0198	Not moved
24D-0197	Not moved
24D-0195	Not MOVED
24D-0192	NOT MOVED ↳ dist. +/- 3 ft
24D-0193	NOT MOVED ↳ dist. +/- 4 ft
24D-0194	NOT MOVED ↳ dist. +/- 4 ft
24D-0196	ADJ (Northing/Easting) N: 1934149.74 ft E: 9657385.19 ft

PJ 4/7

Rite in the Rain

This page is intentionally left blank.

pgs/7

1245 mob back to ExtraStorage parking lot

1301 @ above parking lot

1324 Flagged 24D-0197
↳ steep slope, but feasible soils w/in 10 ft radius

1345 24D-0196 not flagged
* dense tree cover
* could not get w/in range of pt.
↳ move on, will need to eventually revisit

1354 24D-0195 flagged
↳ mostly fill, but likely sampleable w/in 10 ft radius

1419 24D-0194 not flagged
* dense tree cover
* could not get w/in range of pt.
↳ move on, will need to eventually revisit

1433 24D-0193 not flagged for some above reasons → call BAD

rsb/7

Rite in the Rain

5/21/2024 LNR PH II Soils

1454 call w/ KD to discuss GPS accuracy issues

1520 Flagged 24D-~~00~~ 0192

+/- distance 3 ft

1541 Flagged 24D-0193

+/- distance 4 ft

1550 Flagged 24D-0194

+/- distance 4 ft

1558 @ 24D-0196

↳ all cobble, fill on steep slope

↳ move to move feas. cond. perp. to river

1400 Join EPA Teams call

↳ property discussion

↳ sampling plan

1413 Revisit 24D-205:

N: 19341897.05 ft 11 ft

E: 9658400.27 ft

1624 @ truck → mob back to trailer

↳ email conf. time/place to TG&B

↳ email daily rpt w/ 1720 offsite

PS 7/7

5/22/24 LNR PH II Soils - Flagging

BAD

SOUTH SIDE

0820 on site Gearing up

TARGETING 102-111 stretch.

Ben & Jake River Guides

Bill & ~~Shane~~ Silas.

0835 Getting boat in water

1010 Located 102 + 103, went back for flags.

1015 LOCATION 102 ± 3 ft.

24D-0102 submeter

Good soils on slope next to fence and Train Tressel

1020 LOCATION 24D-103 ± 3 ft.

Rocky terrain Thin soils in crags btw. armor.

~75-100 ft. from Train Tressel

1105 LOC 24D-112 ± 2 ft

steep terrain near fast water. Soils & Rocks - BY boat up streamthen walk

1115 LOC 24D-111 ± 2 ft

Soils MOD STEEP. Slower flow across from blue checked school EAST CRN

1135 LOC 24D-110 ± 30" (2.5 ft)

Soils straight across from blue check school EASY slope

Rite in the Rain

5/22/24 LNR FLAG TEAM BAD

SOUTH SIDE

1205 240-109 ± 24"
Easy-med slope Soily w/gravel

1220 240-108 ± 20"
mod-steepish. Gravelly soils

1235 240-107 ± 3'
Steep Soils Cobbles ~ 20 ft westerly of drainage outlet.

1250 240-106 ± 20"
med steep cobbly soils, Roots
Location Picked off from boat So East/WEST on Target. Lost Signal at shore. Given last known Location N/S may be off ± 1 ft.

1325 240-105 ± 3.5 ft
Located ~5 ft East of target. Target on Steep thickly rooted bank 5' ~~SE~~ East puts it in gravely soils.

15:20 240-104 ± ± 30"
Location on Steep bank, No Signal E/W ESTIMATED by floatby @ 30 ft at N/S ASSUMED To Be off Edge water 2-3 Location in kelp biased east ~~10~~ 15 ft

5/22/24 LNR FLAG TEAM BAD

NORTH SIDE

1155 LOC. 240-0001 ± 30"
Location IN WATER - MOVED 6ft NORTH.

16:50 LOC: 240-0002 ± 24"
POINT MOVED 3 ft. North out of water, ~~Though if ± 24' may be on target~~.

1605 LOC 240-0003 ± 24"
Location in H_2O moved 8 ft. N.

1610 LOCATION 240-0004 ± 24"
Loc. IN WATER MOVED 6 ft. N.

1615 LOCATION 240-0005 ± 24"
IN WATER! MOVED 10 ft. North ONTO BANK.

1620 LOCATION 240-0006 ± 30"
moved out of water 7 ft. to North

1625 LOCATION 240-0007 ± 24"
Moved 6 ft. ~~North~~ North out of water. Hidden in crevice AMONGST ARMOR BOULDERS

SOIL ARMOR

Rite in the Rain

5/23/24 LNR FLAG TEAM BAD

0830 BILL & SILAS ON SITE - Prefield activities and trailer support

0945 Head out to N. Side LNR. AIM FOR 70-80 ±

NORTH ★ = ADJUSTED

1015 Head into Park LNR TRAIL.

1030 LOC N 24D-0069 ±22" muddy Floodplain.

1032 LOC N 24D-0070 ± 20" SAA

1047 LOC N 24D-0071 ± 36" SAA

1110 LOC N ★24D-0072 ± 24" SAA TRAIL HARBOR

ADJUSTED 7 ft. WEST (OUT of the RIVER.

1140 LOC N ~~X~~24D-0073 ~~±30" 21" 5' NW~~ 20' NE OUT

RECEIVED Better SIGNAL ADJ.

1210 LOC. N 24D-0074 ± 36" POOR SIGNAL MUCKY SOIL.

1233 LOC N 24D-0068 ± 20" From PATH

1239 LOC N 24D-0067 ± 20" FROM TRAIL

OUTFALL PIPE ~15 Ft. west.

NOTE UP TO 74 by land 75 → up by water

1250 LOC N ★24D-066 ±127" Adj. 10' N

To Get out of RIVER

1300 Back @ vehicle. Thunder Storm Setting in. 66-74 marked

74 ↑ needs boat access

64 ↓ Accessible from park.

5/23/24 LNR FLAGGING - BAD

1445 Headed out, weather risk passed.

1510 LOC N 24D-0065 ±20"

RIVER EDGE access but steepish/AT Trail

1520 LOC-N 24D-0064 ±24" TRAIL

1535 LOC-N 24D-0063 ±23" TRAIL

UP Stream of Bridge / Downstream Bridge

1545 LOC-N 24D-0062 ±20"

Located under bush in popular area flagged near by but not above to Avoid Looky-lius from pulling flag.

1600 LOC N 24D-0061 ± 22"

1612 LOC-N 24D-0060 ± 28"

1622 LOC N 24D-0059 ± 28"



Rite in the Rain

5/24/24 LNR FLAG TEAM BAD

0730 ONSITE - Silas ofc. Printer trouble shoot.

1000 Recon the braided stream area of N.R.

1115 Backen Flagging.

1115 240-0058 ± 26"

1120 240-0057 ± 20" ADJ

ORIGINAL LOCATION on Center Line of outfall pipe. moved 12ft downstream (EAST) + 2 ft. N (out of River)

1130 240-0056 ± 25" ADJ 8 ft. North onto bank.

1145 240-0055 ± 21" ADJ. 4 ft. N onto land

1152 240-0054 ± 30"

1200 240-0053 ± 24" ADJ. 7ft. N out of River

1210 240-0052 ± 20" "

Point appeared to have been previously moved due to fall out pipe 53/52 < 100 ft. 52/51 > 100 ft.

1228 240-0051 ± 24 ADJ. 4'N.

1245 240-0050 ± 24" ADJUSTED 14 ft. NNE. Location originally in Downstream

discharge stream of outfall pipe. North of pipe shore cuts back in. after the outfall pavement.

1300 240-0049 ± 30" ADJ. 5' North called flagging.

Location 48 possible but located btw. bridge and river. Went on tour to 33 along the bridgeway. Access may be possible from land part way. Coming from 240-033 Side, seems like much more access available. may be able to reach all but may need boat for 47-44 ?? will not be able to confirm till attempted.

ON the South side, a majority seem accessible downstream, becoming less so upstream.

AD

Rite in the Rain

6/4/24 FLAGTEAM LNR BAD

0900 FIRST PT. Dane, on Boat

24D-0134 ± 20" ON TARGET

0928 24D-0133 ± 21" ON target

0940 24D-0132 ± 24" ON TARGET

0950 24D-0131 ± 24" ON TARGET

1005 24D-0130 ± 22" ON TARGET

1015 24D-0129 ± 20" ON TARGET

1027 24D-0128 ± 23" ON TARGET

1032 24D-0127 ± 23" ON TARGET

1043 24D-0126 ± 29" ON TARGET

1058 24D-0125 ± 23" ON TARGET

1109 24D-0124 ± 24" ON TARGET

1124 24D-0123 ± 21" ON TARGET

20 ft downstream from outfall

1130 24D-0122 ± 24" on Target

1136 24D-0121 ± 21" on Target

1144 24D-0120 ± 30" on Target

~~[illegible]~~ Pre flagged, potential easy access point

1213 24D-0119 ± 20" on target

about 50 ft Downstream from out fall

1220 24D-0118 22" adjusted 10ft N

initial point directly on outfall pipe

19335984.40 usft N 9651067.42 usft East

1239 24D-0117 20" on target

6/4/24 FLAGTEAM LNR

pink flags orange marks

1302 24D-0116 ± 24" on target

1310 24D-0115 ± 27" on Target

1314 24D-0114 ± 22" on target

1330 24D-0113 ± 24" on target

last point before Dam on S side

1335 several potential sampling points between 7 and 8

1348 24D-0008 ± 19" 15ft N adj

GNSS Position 19336041.86 usft N 9651001.551 usft E

1357 24D-0009 ± 20" adj 10 ft NW

adj out of river

GNSS Position 19336091.82 usft N 9651073.91 usft E

1401 24D-0010 ± 20" adj 15ft N

GNSS Position 19336139.19 usft N 9651145.76 usft E

1429 24D-0011 ± 21" adj 20ft N.

GNSS Position 19336208.71 usft N

9651120.09 usft E

Next to beaver Dam

1444 24D-0012 ± 34" On target

1455 24D-0013 ± 36" on target

very wet mud flats

12 inch sink rate

6/4/24 SCB

[signature]

Rite in the Rain

6/5/24 FlagTeam CNR ON Boat

pink flags and orange marks

0846 240-0014 ± 24" adj 10ft N

0859 240-0015 ± 27" adj 15ft
15ft downstream of outfall

0910 240-0016 ± 27" on Target
25ft upstream of outfall

0923 240-0017 ± 22" on Target
dead center between 2 outfalls

0918 240-0018 ± 23" On Target

~~0927~~ 0931 240-0019 ± 22" on Target

0936 240-0020 ± 26" on Target
old paint can and shopping cart

0950 240-0021 ± 27" on target

1002 240-0022 ± 22" on target

6/6/24 FlagTeam CNR On Land

1033 240-0048 ± 24 in on target

1044 240-0047 ± 33 in on target
Just South of the confluence
47 + 48 accessed by walking under
bridge, walked on shore to 46

1102 240-0046 ± 14 ft on target
walking along shore has
become very difficult due to
overgrowth

1114 240-0045 ± 16 ft on target

1129 240-0044 ± 30 in On target

1141 240-0043 ± 24 in on target
about 100ft North of train bridge

1154 240-0042 ± 20 in on target
close to train bridge, about 20 ft
6 ft on MBTA property
must move 8 ft to ensure not
on MBTA property

1247 240-0034 ± 27 in On target

1258 240-0033 ± 18 in adj 15ft N

GNSS position 1933980.26 us ft N
965378.32 us ft E
point was in river

1316 240-0035 ± 18 adj 13ft N
15 ft upstream from outfall
point in water

Rite in the Rain

48

GNSS 19339306.62 N US ft
9653771.96 E

1329 24D-0036 ± 19 in
adj 10 ft N point in water

GNSS 19339359.14 N US ft
9653850.49 E

Lots of garbage in between 36 and 38
seems to collect in one spot

1342 24D-0037 ± 19 in adj 5 ft NWest

GNSS 19339438.18 N US ft
9653886.6 E

1358 24D-0038 ± 30 in On target

1409 24D-0039 ± 30 in adj 10 ft W

GNSS 19339619.75 N US ft
9653852.08 E

20 ft upstream from outfall

1422 24D-0040 ± 20 in adj 10 ft W

GNSS 19339720.58 N US FT
9653872.04 E

1434 24D-0041 ± 30 in adj 8 ft W

GNSS 19339819.34 N US ft
9653869.68 E



MADE IN TACOMA
— SINCE 1916 —
Rite in the Rain®
— DEFYING MOTHER NATURE —

Yes, *Rite in the Rain* is a wood-based & recyclable paper, but unlike plain paper... it won't turn to mush when exposed to:



ALL-WEATHER TOUGH!™

USE WET OR DRY
most pens stop writing when wet
- ALL PENCILS
- *RITE IN THE RAIN PENS*
- WAX MARKERS
- CRAYONS
- OIL PASTELS / PAINT

WHEN DRY ONLY
what you write won't wash off
- PERMANENT MARKERS
- STANDARD BALLPOINTS

WON'T WORK
water-based inks bead off sheet
- GEL PENS
- MOST HIGHLIGHTERS
- FOUNTAIN PENS
- WATER COLORS
- ACRYLIC PAINT

BRAND HISTORY



The *Rite in the Rain* story began a century ago in the forests of the Great Pacific Northwest. Entrepreneur Jerry Darling recognized the logging industry's need for a durable material that could be written on and survive in poor weather conditions. Jerry developed a special coating that created a unique moisture shield on the hand-dipped sheets of paper that he and his wife, Mary, processed at their home. From these humble beginnings our first all-weather paper was born. Over the many years we've perfected and patented our environmentally responsible coating process. Still located in Tacoma, our continued mission is to provide innovative products for professionals and enthusiasts who brave the outdoors.

EQUIPPING MULTIPLE INDUSTRIES WORLD-WIDE

products available



RiteintheRain.com

©JL DARLING LLC
2614 PACIFIC HWY EAST,
TACOMA, WA 98424 USA

MADE USA · RITE GREEN · Archival paper

6/7/24 LNR Flag TEAM

1027 240-0217 ± 20" ~~on target~~
NAD 83 889113.59 meters North
231096.84 meters East

1035 240-0215 ± 24"
NAD 83 889115.28 meters North
231073.76 meters East

1040 240-0216 ± 24"
NAD 83 889117.94 meters North
231098.51 meters East

1142 240-0169 ± 21" on Target
1154 240-0168 ± 21" on Target
1202 240-0167 ± 24" on target
1206 240-0166 ± 24" on target
started above flood plain
slowly moving towards river
1214 240-0165 ± 25" on target
1221 240-0164 ± 23" on target
upstream from outfall
1230 240-0163 ± 23" on target
1235 240-0162 ± 20" on target
1237 240-0161 ± 22" on target
1242 240-0160 ± 27" on target
1246 240-0159 ± 22" on target
1251 240-0158 ± 20" on target

1314 240-0157 ± 20" on target
down on monthly flood plane
1325 240-0156 ± 20" on target
in pile of stakes
1330 240-0155 ± 22" on target
switch from orange to pink marking
1346 240-0154 ± 24" on target
1352 240-0153 ± 27" on target
1358 240-0152 ± 26" on target
1442 240-0045 ± 36" on target
1450 240-0046 ± 36" on target
* 45, 46 improved accuracy

Rite in the Rain

6/10/24 LNR FlagTEAM

1509 Remapped 240 - 0169 with 27" accuracy using Table 1 waypoints

1520 Remapped 240-0170 with 25" accuracy using table 1 waypoints

6/11/24 LNR Flag TEAM

0939 240 - 0170 ± 22" on target

0948 240 - 0171 ± 20" on target

0956 240 - 0172 ± 23" on target angling towards river onto mudflat

1003 240 - 0173 ± 23" on target May have to backtrack before 0174 due to muddy/wet NON AECOM Pink Flag in area of 0174

1013 240 - 0174 ± 30" on target Another non AECOM pink flag downstream from outfall (30 ft)

1034 240 - 0175 ± 21" on target

Scale: 1 square = _____

6/11/24 LNR FlagTEAM

Lots of pink flags along river These are non AECOM. AECOM flags are labeled with sample Numbers

1048 240 - 0176 ± 20" on target

1100 240 - 0177 ± 23" on target

1110 240 - 0178 ± 24" on target pink flags are from January and represent waterline

204-207 sampled 208-214 rechecked 199 + 197 already collected not cleared through 194 - 197 MBTA possible issue

1148 240 - 0179 ± 27" on target

1225 240 - 0180 ± 19" on target

1233 240 - 0181 ± 23" on target

1247 240 - 0182 ± 19" on target

1257 240 - 0183 ± 18" on target

1307 240 - 0184 ± 19" on target Anthropogenic material two tepees near by

1326 240 - 0185 ± 19" on target

1334 240 - 0186 ± 24" on target Downstream of drainage way

1341 240 - 0187 ± 23" on target

Scale: 1 square = _____

Rite in the Rain

6/11/24 CNR FLAG TEAM

1357 24D-0188 ± 25" on target

1408 24D-0189 ± 24"
adj 4ft North due to
point being on tree

GNSS 2923510.75 ft North
770191.01 ft EAST

1436 24D-0190 ± 31"
adj 8ft Downstream of
drainage swale, Northeast
of original location

GNSS 2923558.37 ft North SLB
770339.16 ft East

Decided to move point directly
down from swale and 11 ft
from original point

1455 24D-0190 ± 25" adj
2923553.28 ft N
770331.47 ft E

1511 24D-0191 ± 25" on Target

1530 24D-0192 ± 23" on Target



Scale: 1 square = _____

6/12/24 CNR FLAG TEAM ADVANCE : BAD

194-197: POTENTIAL MTBA ISSUES
195+197: Already collected 196 PENDING
204-207: Already collected - ck locations (MTBA)
208-214: Re-set flags.

0938 24D-0193 ± 22" OT

0943 24D-0194 ± 27" OT
NO MBTA ISSUES

0946 24D-0195 ± 25" NO MBTA
2923660.45 ft N (59.28) 770759.86 ft E (56.67)
GNSS Actual sample location
2923650.50 ft N 770755.12 ft E
GNSS Target location 6ft SW of S.L.
Drainage swale 25-30 ft Downstream

1001 24D-0196 ± 24" NO MBTA
adj point 8'9" (N) toward river

1017 24D-0197 ± 19" NO MBTA
Target Location 5.5' closer to river (N)
of sample location (GNSS) of S.L.
2923694.57 ft N (5.76) 770772.73 ft E (1.02)
Drainage swale 70 ft upstream

1027 24D-0198 ± 23" OT

1034 24D-0199 ± 23" adj
target sample location 10' closer to
river (N) of Target Location
S.L. 2923757.71 ft N 771158.16 ft E

Scale: 1 square = _____

Rite in the Rain

6/12/24 LNR Flag Team SCB

1046 240-0200 ± 19" OT
S.L. at edge of ~~pr~~ precipitous drop elevation roughly 10-12 ft above river
Potential s.L. at bottom of embankment

1055 240-0201 ± 25" OT

1116 240-0202 ± 25" adj
S.L. 2923783.29 ftN 771449.23 ftE
S.L. is 13 ft (slope distance) towards river about 10 ft horizontal distance adj due to dense bramble on steep slopes

1131 240-0203 ± 20" OT
S.L. Behind fallen tree

1209 240-0204 ± 23" OT
Target point located 7' towards river from S.L. (W)
S.L. 2923802.52 ftN 771811.42 ftE
S.L. GNSS ± 21"

1219 240-0205 ± 22" OT
S.L. 12 ft North target point towards river
S.L GNSS ± 24" 7.48
2923835.87 ftN 771894.23 ftE

1248 240-0206 ± 19" Target point
S.L. approximately 47' North towards river

Scale: 1 square = _____

6/12/24 LNR Flag TEAM SCB

S.L. 0206 ± 19" OT
GNSS 2923895.98 ftN 771991.37 ftE

1306 ~~2~~240-0208 ± 30" Location Check
Flag adj. ~~8 ft~~ approx. 8 ft toward river

1315 ~~0207~~ Target location 0207-240
10 ft west of sample Location roughly parallel to river, GNSS
S.L. 2923863.40 ftN 772107.75 ftE

1324 240-0208.5 potential S.L. under bridge near shaws

1328 240-0209 ± 20" Location checked

1336 240-0210 ± 20" adj ~~10 ft N~~ towards river 5 ft North
GNSS 2923874.83 ftN 772466.46 ftE

1342 240-0211 ± 25" Location checked

1345 240-0212 ± 27" Location checked
S.L. above support pilings. Room to sample closer to river, S.L. still within flood ~~plane~~ plain

1402 240-0213 ± 32" location checked

1405 240-0214 ± ~~23~~ 23" OT
205, 204, 199, 197, 195

Scale: 1 square = _____

Rite in the Rain

6/18/24 LNR Flag TEAM SCB

0853 24D-0011 ±24" Reflag using table 1 points. Adj. 14' North out of river
GNSS: 2920069.99 ftN 763815.77 ftE

0910 24D-0010 ±18" Reflag using table 1 points. Adj. 10' North out of river
GNSS: 2920020.11 ftN 763733.53 ftE

0916 24D-0009 ±21" Reflag using table 1 points. Adj. 7' North out of river
GNSS: 2919984.78 ftN 763652.33 ftE

0924 24D-0008 ±24" Reflag using table 1 points. Adj. 14' North out of river and downstream due to large fallen tree
GNSS: 2919956.63 ftN 763570.05 ftE

SCB

Scale: 1 square = _____

6/19/24 LNR Flag Team SCB

0823 24D-0032 ± 30" adj 4' North out of river onto embankment
GNSS 2921899.01 ftN 765485.60 ftE

0837 24D-0031 ±24" adj 6.5' North out of river onto embankment
GNSS 2921829.21 ftN 765423.74 ftE

0845 24D-0030 ± 23" OT

0855 24D-0029 ± 21" OT
Directly downstream from outfall

0900 24D-0028 ± 24" OT

0909 24D-0027 ± 23" OT
20' downstream from outfall

0916 24D-0026 ± 23" OT

0925 24D-0025 ± 26" adj downstream 19' at outfall. Outfall seems clogged
2921321.30 ftN 765164.73 ftE
Took shot of granite monument

Scale: 1 square = _____

Rite in the Rain

~~6/19/24~~ 6/19/24 - LNR Flag Team SCB

0932 24D-0024 ±21" OT

0941 24D-0023 ±~~21~~" ~~OT~~
27" 22.3 ft UPST.

NOTE POINT INITIALLY SET ON TARGET but then moved upstream to be immediately downgradient of out fall. outfall rampart runs into water so point set 8 ft down stream along outfall flow. GPS Pt Aquired.

GNSS 2921124.79 ftN 765043.14 ftE

1008 24D-0151 ±21" OT
Did not move closer to outfall due to heavy roots

1020 24D-0150 ±21" OT

1039 24D-0149 ±23' adj 25'
downstream to downside of outfall which runs into the water

GNSS 2921949.60 ftN 765614.39 ftE

1051 24D-0148 ±21' OT

6/19/24 LNR Flag TEAM SCB

1103 24D-0147 ±21" OT

1122 24D-0146 ±21" OT

1131 24D-0145 ±22" OT

1137 24D-0144 ±27" OT

1235 24D-0143 ±21" OT

1252 24D-0142 ±19" OT

1303 24D-0141 ±25" OT

1311 24D-0140 ±23" OT
lots of cobbles and rocks. Point is on steep slope

1333 24D-0139 ±26" adj 8' North toward river. Point moved from obvious flood plain and prickers

GNSS: 2921122.94 ftN 765137.67 ftE

Outfall located equal distance between 0138 and 0139

Rite in the Rain

6/19/24 LNR Flag Team SCB

1347 24D-0138 ± 30" OT

1355 24D-0137 ± 25" OT

1410 24D-0136 ± 30" OT

1416 24D-0135 ± 30" adj; 19.5ft ~~towards river~~ away from rock downstream (East)
2920968.69 ftN 764817.95 ftE



Scale: 1 square = _____

6/27/24 LNR Flag Team SCB

1050 Boat is in the water near Ryan Playground

1109 24D-0075 ± 19" adj; 12.4' out of water (North)
GNSS 2923587.12 ftN 769544.22 ftE

1128 24D-0076 ± 24" adj; 14' Northwest out of water
GNSS 2923600.08 ftN 769625.48 ftE

1138 24D-0077 ± 28" adj; 7' North out of water
GNSS 2923628.67 ftN 769726.47 ftE

1155 24D-0078 ± 22" OT

Accessed up to 0078 by boat
UP to 8~~6~~5 by Land
SCB

1307 24D-0086 ± 28" adj; 3' south east away from tree
GNSS 2923877.56 ftN 770515.46 ftE

Scale: 1 square = _____

Rite in the Rain

6/27/24 LNR Flag TEAM SCB

1334 24D-0087 ± 24" adj 9'
North out of water
GNSS 2923926.09ftN 770611.64ftE

1343 24D-0088 ± 24" adj 13'
NorthEast out of water
GNSS 2923938.15ftN 770716.13ftE

1353 24D-0089 ± 23" adj 10'
East Parallel to river due
to overgrowth, fallen trees
GNSS 2923943.30ftN 770812.79ftE

1412 24D-0090 ± 25" adj 34ft
Northeast downstream of
outfall pipe.
2923958.39ftN 770925.25ftE

1423 24D-0091 ± 28" OT

1444 24D-0092 ± 29" OT

1452 24D-0093 ± 24" adj
Northeast 12.6' away
from boulder

Scale: 1 square = _____

GNSS 2923850.67ftN 771524.59ftE

1511 24D-0094 ± 26 OT

Missed locations 79-85
95, 96, 97

Scale: 1 square = _____

Rite in the Rain

7/2/24 LNR Flag Team SCB

0745 Bill and Silas on site

0937 240-0080 ± 18" OT

0950 240-0079 ± 22" OT

79, 80 marked with orange flagging. Two paths which are marked can be used for access.

1030 240-0081 ± 18" OT

~~1042 240-0082 ± SCB~~

1140 240-0082 ± 22" OT

1150 240-0083 ± 26" OT
points are very close to water line

1215 240-0084 ± 24" OT

1232 240-0085 ± 26" OT

Scale: 1 square = _____

1310 240-0096 ± 20" adj 15'
N-NorthEast out of water
GNSS 2923913.08 ftN 771775.06 ftE
* ground nest with angry bees nearby

1317 240-0095 ± 25" adj 11'
N-NorthEast out of water
GNSS 2923870.33 ftN 771712.21 ftE

1335 Location 240-0097 alternate point offset 10' from potential sample location
GNSS 2924071.14 ftN 772213.04 ftE
175' upstream of original Location

Scale: 1 square = _____

Rite in the Rain

7/3/24 LNR FLAG TEAM MG

0800 BILL AND MEGAN ON SITE

0827 24D-0167 ± 30" ADJ ~~10~~ 5.5' NORTH ~~EAST~~ OUT OF TREE (ASTER), TOWARDS RIVER
2923327.04 N, 768244.39 E

0843 24D-0166 ± 20" OT

0851 24D-0165 ± 19" OT

0856 24D-0164 ± 25" ADJ 28.5' EAST
2923390.65 N, 768016.49 E
Downstream of outfall pipe BAD

0916 24D-0163 ± 24" OT NOTE: POINT WITHIN 2' OF ORIGINAL TARGET.

0925 24D-0162 ± 24" ADJ 4' NORTHEAST DUE TO TREE ROOTS 2923443.54N, 767793.44E

0934 24D-0161 ± 30" OT

0943 24D-0160 ± 24" ADJ 3' NORTH OUT OF TREES 2923488.55 N, 767600.18 E

0955 24D-0159 ± 18" ADJ 3' NORTH TOWARD RIVER, OUT OF TREE
2923513.31 N, 767504.32 E

1002 24D-0158 ± 19" ~~OT~~ ADJ NOTE POINT WAS SHIFTED LATERALLY EAST 3.5' DUE TO TREE
2923518.77N, 767410.98E

1006 24D-0157 ± 22" OT

1030 24D-0156 ± 24" ~~OT~~ ADJ NOTE: SHIFTED <2' TOWARD RIVER. 2923495.63N, 767234.37E

1040 24D-0155 ± 20" OT

1050 24D-0154 ± 22" ADJ 5' NORTH OUT OF TREE
2923381.66N, 767189.92E

1100 24D-0153 ± 22" OT

1106 24D-0152 ± 19" OT

1111 GATE TO CAPEN RD ENTERS IN BETWEEN 24D-0156 AND 24D-0157

1226 24D-0048 ± 20' POINT ACCURACY

Scale: 1 square = _____

Scale: 1 square = _____

Rite in the Rain

7/3/24 LNR FLAG TEAM MCG

LOW DUE TO COVER AND BRIDGE LOCATION. ORIGINAL POINT LIKELY MORE ACCURATE FROM PHYSICAL OBSERVATION

1235 24D-0047 ± 23" OT

1245 24D-0046 ± 22" OT

1254 24D-0045 ± 14' LOW ACCURACY DUE TO COVERAGE. POINT APPEARS TO BE 7' DOWNSTREAM FROM TARGET LOCATION. LEANING POINT AT ADJ LOCATION. BLANK FLAG IS AT PREVIOUS PHASE 2 TARGET. 2923212.97 N, 767058.80 E

1312 24D-0044 ± 24" ADJ 5' SOUTHWEST OUT OF WATER 2923114.56 N, 767079.10 E

1320 24D-0043 ± 23" OT

1332 24D-0042 ± 28" ADJ 23' POINT MOVED NORTH OFF OF MBTA PROPERTY 2923604.83 N, 767133.92 E

1406 24D-0033 ± 25" ADJ 13' POINT OFFSET

OUT OF RIVER IN SOIL AREA 2922465.61 N, 766751.59 E

1417 24D-0034 ± 34" ADJ 5.3' EAST OUT OF RIVER 2922419.53 N, 766845.63 E

1424 24D-0035 ± 23" (MG) ~~OT~~ ADJACENT OUTFALL DOES NOT LOOK OPERABLE. 6" PIPE. ~~POINT NOT ADJUSTED~~ (MG)
~~24D-0036 ±~~ (MG) ADJ 9.9' OUT OF RIVER AFTER FURTHER OBSERVATION 2922423.41 N, 766941.67 E

1432 24D-0036 ± 25" ADJ 9' NORTH OUT OF RIVER 2922460.93 N, 767020.46 E

1436 24D-0037 ± 25" ADJ 5' SOUTHWEST FROM TREE 2922509.05 N, 767072.44 E

1440 24D-0038 ± 30" OT

~~1447 24D-0039 ± 33" ADJ 3.7' NORTH EAST OFF OF DOCKS AND ROOTS (MG) 2922704.96 N, 767094.51 E~~

1454 24D-0039 ± 22" ADJ 33.4' DOWN RIVER (NORTH EAST) DOWNGRADIENT 2922735.43 N, 767097.73 E

Rite in the Rain

7/3/24 LNR FLAGING MCG

1510 24D-0040 ±17' ACCURACY LOW DUE TO LOCATION. POINT MOVED TO BE OUT OF WATER. ADJ 6.4' NORTH EAST. 2922793.09 N, 767116.09 E

1522 24D-0041 ± 19' POINT SHOT LARGE ERROR BAR. POINT APPEARS TO BE 16' SOUTHWEST OF TARGET, HOWEVER FLAG PREVIOUSLY SET BELIEVED TO HAVE HIGHER ACCURACY. FLAG NOT MOVED. 2922877.80N, 767139.08E

7/10/24 LNR FLAGGING

0800 Arrive @ O Trumen PKWY.
DCR folks on site, open gates for Access.

0813 24D-0098 ±18 in ADJ. 7.2 ft. NNW
GNSS 2920412.33 ft. N 761762.24 ft. E
Pt. moved toward RIVER due to Rocks and Roots.

0827 24D-0099 ±22 in ADJ. 7.9 ft NW
GNSS 2920442.16 ft. N 761844.05 ft. E
Pt. MOVED TOWARD RIVER Due to rock revetment.

0839 24D-0100 ±20 in ADJ. 6.7 ft. N
GNSS 2920461.80 ft. N 761939.15 ft. E
POINT MOVED TOWARDS RIVER Due To Rocks

0901 24D-0101 ±24 ADJ. 2.4 ft NW
GNSS 2920454.50 ft. N 762032.97 ft. E
pt. moved due to rocks

ATTEMPTED TO LOCATE 24D-102 both from O TRUMEN and from boat access on other side of tracks vegitation too thick to penetrate. DISCUSSED w/ EPA - LOE TOO High to bother getting to point. Would require tons of cleaning or mobilizing a boat for the one location

Rite in the Rain

LNR Phase II Soil Sampling

5/22/2024 - 7/17/2024

Trailer Team

28 US EPA Lower Neponset River 11/10/23

Personnel: Tianzhen Nie (TN) Tessa Murphy (TM), Maddy Fascia (MF), Rick Purdy (RP)

0900 TM on-site.

0930 TN, MF on-site.

1100 TM heads to field team to pick up first round of samples.

1120 TM back on-site.

1200 RP on-site.

1300 TN off-site.

TN 11/10/23

USEPA Lower Neponset River 5/22/23 29

Personnel: Tianzhen Nie (TN), Rick Purdy (RP)

0700: TN on-site assist field team by printing labels.

0800: Silas Bucko (SB) on-site.

0830: Bill Abrahams-Dematte (BAD) on-site. Rick Purdy (RP) on-site. Ben Arakian & Jabe Halla (TG&B) on-site.

0900: Safety tailgate meeting.

0930: BAD, RP, SB, & TG&B mob to RM 2.5, put the boat in the water.

1000: RP back at trailer.

1230: RP went to drop supplies/DI water off to the field team.

1245: RP return to trailer

1400: ~~RP~~ drop BAD & SB return to trailer for lunch.

Rite in the Rain.

USEPA Lower Neponset River 5/22/23

1415 TN drops off more DI water to field team.

1600 SGS courier arrives ~~with~~ for PCB samples, WM, SH, SL return to trailer.

1630 Catch-up call with Kris Carbonneau.

1700 BAD, SB return to trailer.

1715 SB off-site.

1730 American Expediting Courier arrives for coolers with the following Airbills to Alliance Technical Group.
7765 1028 8723
7765 1070 6290

1800 RP off-site.

1830 TN, BAD off-site. End of Day.

5/22/23

USEPA Lower Neponset River 5/23/23

Personnel: Tianzhen Nie (TN) Victoria Masucci (VM), Rick Purdy (RP)

0830: TN on-site w/ Bill A-D & Silas Bucco.

0845: SB heads out to purchase ice.

0900: SB back on-site.

0955: BAD, SB head out to locations 0012 0088 to flag.

1100: VM on-site.

1230: RP on-site, BAD, SB, WM, SH return to trailer due to thunder.

1430: BAD, SB, SH, WM return to field to continue sampling/flagging.

1600: RP heads to inspect prior flagging on properties of concern w/ EPA.

1643: BAD & SB back to trailer, SB off-site.

Rite in the Rain

USEPA Lower Neponset River 5/23/23

1700 BAD off-site, WM & SH return w/ remaining samples.

1800 American Expediting Courier arrives to take coolers for Alliance Technical Group to FedEx. Tracking numbers below:
7765 2050 5520
7765 3069 0406

1815 WM off-site.

1830 TN, RP off-site. End of Day.

WM 5/23/24

USEPA Lower Neponset River 5/24/24

Personnel: Tianzhen Nie, Rick Perch

0825: TN on-site.

1000: BAD, SB depart trailer to begin flagging additional locations.

1200: RP on-site.

1430: BAD & SB return from the field.

1500: WM & SH return from the field.

1600: WM, SH, BAD, SB off-site. SGS courier comes for coolers w/ samples from 5/23/24 and 5/24/24.

1645: TN, RP off-site. End of Day.

5/24/24

Rite in the Rain

USEPA Lower Neponset River 5/23/24 TN 5/24/24

Personnel: Tianzhen Nie (TN), ~~Tessa Murphy (TM)~~, ~~Kris Carbonneau (KC)~~ Rick Purdy (RP)

0900: TN on-site. JL, BAD, SB on-site and preparing GPS units.

0930: JL drops off coolers to WM.

1100: BAD, SB, JL head off to sample at location 0049.

1200: RP on-site.

1330: RP head off-site to recon Dana Ave / lock on behalf of OSI.

1530: BAD, WM, SB, SH, JL return to trailer w/ samples collected from the day.

1600: BAD, WM, SB, SH, JL off-site.

1715: American Expediting Courier on-site to pick up coolers for delivery to Alliance Technical Group w/ the following tracking numbers:

1765 8370 3355
1765 8410 3403
1765 8416 5960

1800 RP & TN off-site. End of Day.

USEPA Lower Neponset River 5/24/24

Personnel: Tianzhen Nie (TN), Tessa Murphy (TM), Kris Carbonneau (KC)

0800: TN, TM, KC on-site. Meet w/ field teams and OSI.

0830: Field teams & OSI mob to locations / get on the river.

1115: TN drop off OSI at canoe launch point, off-site for lunch.

1200: TN back on-site for lunch.

1300: TN heads to canoe launch for sample pickup w/ boat team.

1430: Zanetta from EPA checks in at trailer to observe samples & activity progress.

1500: Zanetta Powell off-site.

1530: BAD, SB, WM, SB, JL return to site w/ samples collected.

1600: SGS courier picks up two coolers w/ PCB Congs. Dioxin/Furan

Rite in the Rain.

1630: WM, SH, SB, JL off-site.

1700 BAD off-site.

1730 American Expediting Courier comes to pick up coolers for delivery to Alliance Technical Group. Cooler Tracking Numbers as follows:

7766 0700 9051
7766 0417 2924
7766 0695 6381
7766 0946 5657

1830 TN, TM, KC off-site, End of Day.

yn 5/29/24

Personnel: Tianzhen Ne, Rick Purdy, Victoria Masucci

0630: RP on-site w/OSI, gave them tailgate meeting.

0840: TN on-site. RP heads to Central Ave to see OSI activities.

0900: SH, JL return to trailer to swap out bottle sets to sample inland due to Health & Safety concerns w/torrential rain.

1000: KC & field team call off sampling for the day.

1030: BAD, SB, JL, SH off-site.

1130: TN, VM off-site. End of Day.

yn 5/30/24

Rite in the Rain

USEPA LOWER NEPONSET RIVER 5/31/2024

Personnel: Tianzhen Nie, Rick Purdy, Victoria Mesucci

0730 Field teams on site (WM, BAD, JL, SB, SH)

1015 Rick Purdy on site. TN on site

1030 VM on site, SB off-site.

Field teams sampled within this time:

24D-0053-AS	@	0848
24D-0053-BS	@	0930
24D-0056-AS	@	0845
24D-0056-BS	@	0916
24D-0057-AS	@	1020
24D-0054-AS	@	1055

1230 RP picked up samples from sample teams. The remainder of samples are recorded in the tracker.

1530 Sample teams return with the pm samples.

1540 Sample teams off site

1605 SGS cooler picked up

1650 Alliance coolers (3) picked up

1700 Trailer staff off site

5/31/24

Personnel: Tianzhen Nie (TN), Rick Purdy (RP), Tessa Murphy (TM)

0900: RP, TN on-site.

1100: TN picks up samples from land-based field team at Ryan Playground.

1130: TN back at trailer.

1300: WM, SH return to trailer to drop off samples for locations 0001-0003. VS Environmental drops off ~~sample~~ new PID & DI water. RP heads to oversee team.

1400: RP returns to trailer.

1420: TN heads to Ryan playground to do sample pickup/bottle drop off for land-based team.

1445: TN returns to trailer.

1450: WM, SH return to trailer for flagging tape & Teens.

Rite in the Rain

USEPA Lower Neponset River 6/3/24

1550 WM, SH return to trailer, off-site.

1605 JL, BAD return from the field w/ final samples.

1625 JL, BAD off-site.

1725 RP off-site.

1733 American Expediting courier on-site and picks up coolers for delivery to FedEx. Tracking numbers for Alliance Technical Group as follows

7766 7330 2485
7766 7335 2711
7766 7744 2009

1745 TN & TM off-site. End of Day.

TN 6/3/24

USEPA Lower Neponset River 6/4/24

Personnel: Tianzhen Nie, Rick Purdy, Josie Lynch (JL)

0830: TN on-site.

0845: BAD & SB head to boat team to begin flagging locations

1145: TN heads to Ryan Playground to pick up samples, lunch.

1230: JL, RP on-site.

1240: TN back on-site w/samples.

1400: RP heads to field team to observe sample collection and bring back samples.

1530: BAD, SB, WM, SH return w/ remaining samples.

1600: WM, SH, SB off-site.

1700 American Expediting carrier arrives to pick up coolers for

Rite in the Rain.

USEPA Lower Neponset River 6/4/24

delivery to FedEx. Coolers to be delivered to Alliance Technical Group. Tracking numbers as follows:

7766 8986 5791
7766 9045 5820
7766 9927 9016

1710 KP off-site.

1715 BAD off-site.

1725 TN, JL off-site. End of Day.

TN 6/4/24

USEPA Lower Neponset River 6/5/24

Personnel: Tianzhen Nie (TN), Victoria Masucci (VM)

0850: TN on-site.

10:20: TN heads to field team to pick up samples and drop off additional bottles.

1025: VM on-site.

1035: TN back on-site, BAD & SB return to pick up equipment.

1130: Tristan Pluta (EPA on-site)

1200: VM picks up samples from field team, drops off supplies.

1215: Polar Leasing attendant arrives.

1230: VM back at trailer.

1320: TP off-site.

1340: Polar Leasing completes fixing lightbulb of freezer trailer

Rite in the Rain

USEPA Lower Neponset River 6/5/24

off-site.

1600 BAD, SB, WM, JL, STL return to trailer w/ remaining samples.

1615 SGS courier on-site. Pick up 3 coolers w/ samples. BAD, SB, WM, JL off-site.

M American Expediting courier on-site to pick up coolers for Alliance Technical Group. Tracking numbers as follows:

7767 1133 5091
7767 1129 8976
7767 1391 2766
7767 2003 6142

17 TN & VM off-site. End of Day.

TM 6/5/24

Personnel: Tessa Murphy (TM), Rick Purdy (RP), Tianzhen Xie (TN)

0800 RP on site
0900 TM on site
1000 Ice delivered by Diamond Rentals. TM signed receipt.
1134 TM mobilized to Ryan Playground to pick up samples.
1142 TM arrive at trailer. Sampling team requested DI water be brought out.
1150 TM mobilized to Ryan Playground. Dropped off DI water.
1203 TM arrive at trailer.
1410 TN on-site.
1430 RP off-site.
1530 SB & BAD back on-site.
1540 SB off-site.
1600 BAD off-site.
1615 JL, WM, STL back at trailer w/ samples. JL, WM, STL off-site.
17 American Expediting arrives onsite to collect coolers for Alliance Technical Group. Tracking numbers as follows:
7767 2899 9131

Rite in the Rain.

USEPA Lower Neponset River 6/6/24.

7767 2902 0493
7767 2903 6025

1730 TN, TM off-site, End of Day.



Personnel: Timothy Nye (TN), Rick Purdy (RP)

0930: SB on-site. Packs ice.

0845: TN on-site.

0900: BAD on-site.

0940: BAD, SB head to Dana Ave to flag locations 0215-0217 or recon area.

1240: RP on-site.

1500: SB & BAD back on-site.
1530: SB off-site, WM & JL return to site trailer w/ ~~coo~~ samples.
1600: BAD off-site.
1600: SGS courier on-site to pick up ~~1700.~~ coolers w/ samples collected from 6/6/24 & 6/7/24.

1715: American Expediting courier on-site to pick up coolers to Alliance Technical Group

Rite in the Rain.

48 VSEPA Lower Neponset River ship'd w/ the following tracking numbers.

7767 5771 4488
7767 5179 0148

1730 TN, RP off-site. End of Day.

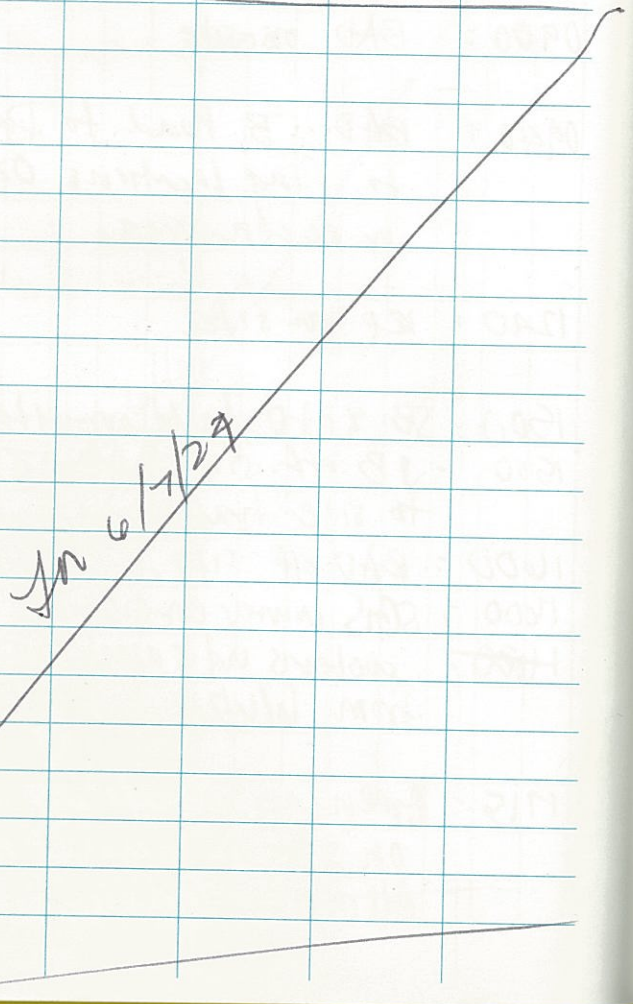

VSEPA Lower Neponset River 6/10/24

Personnel: Tiahnen Mc (TN), Rick Purdy (RP), Victoria Masucci (VM)

0930: TN on-site.

1130: Courtney Toomey (CT) on-site.

1200: RP on-site.

1330: BAD, SB back on-site to drop off samples.

1400: BAD & SB head to collect sample 240-10068-CS as a resample for 240-00068-CS PCB/PCDDF bottle that broke in transit.

1430: RP off-site.

1530: WM & JL back at trailer w/ additional samples. SB off-site.

1550: WM on-site.

1600: WM, JL on-site.

Rite in the Rain.

USEPA Lower Neponset River 6/10/24

1640 BAD off-site.

1840 American Expediting courier arrives on-site to pick up coolers for delivery to Alliance Technical Group with the following tracking numbers:

7767 8429 0558
7767 8443 9279
7767 9274 8615

1845 TN, VM off-site, End of Day.

SM 6/10/24



USEPA Lower Neponset River 6/11/24

Personnel: Rick Purdy (RP), TN Anzhen Me (TN), Victoria Masucci (VM)

0930: RP on-site.

1205: RP off-site for lunch

1245: TN, VM on-site.

1300: RP back on-site.

1315: RP off-site.

1530: BAD, WM, SB, JL return to site trailer.

1600: SB, WM, JL off-site.

1645: BAD off-site.

1715: American Expediting courier on-site to pick up coolers for delivery to Alliance Technical. Tracking numbers are:

7768 0433 5416
7768 0439 1149

Rite in the Rain.

USEPA Lower Neponset River 6/11/24

TN & VM off-site. End of Day.

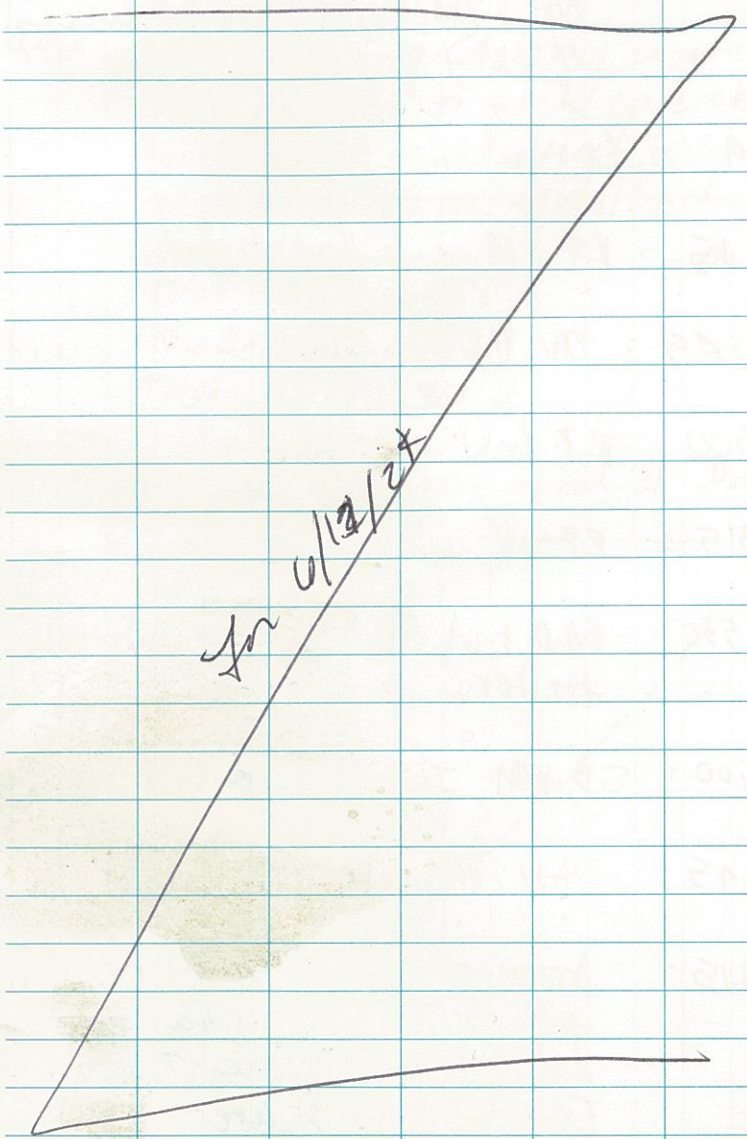

jn

USEPA Lower Neponset River 6/12/24

Personnel: Tianzhen Nie (TN), Victoria Masucci (VM)

1145: TN, VM on-site.

1530: WM, JL, BAD, SB return to trailer w/ samples to trailer.

1600: SB off-site. SQS courier

1630: ~~JL, WM off-site.~~ TN 6/12/24 arrives for 4 samples collected on 6/10, 6/11, 6/12/24

1630: WM, JL off-site.

1715: American Expediting on-site to pick up coolers to go to Alliance Technical Group, FedEx Tracking numbers as follows:

7768 2918 1723

7768 3264 5816

1749: TN & VM, BAD off-site. End of Day.

jn 6/12/24

Rite in the Rain.

54 USEPA Lower Neponset River 6/13/24

Personnel: Tianzhen Nie (TN), Victoria Masucci (VM)

0955: TN, VM on-site.

1325: TN heads ~~off-s~~ to meet land-based field team for sample pickup.

1410: TN back on-site.

1500: Tristan Pluta (TP) ETA arrives on-site.

1545: SB off-site.

1600: WM, BAD, JL off-site.

1700: TP off-site.

1730: TN, VM off-site. End of Day.

yn 6/10/24

USEPA Lower Neponset River 6/14/24 55

Personnel: Tianzhen Nie, Victoria Masucci (TN), (VM)

1220: TN, VM arrive on-site.

1330: Severe thunderstorm warning issued. Boat team moves off the water.

1350: JL, WM return to trailer.

1400: WM, JL off-site.

1500: SGS courier arrives to pick up one cooler w/ samples ~~to~~ collected on 6/13/24 and 6/15/24.

1500: American Expediting courier arrives to pick up one cooler for shipment to Alliance Technical via FedEx. Tracking number as follows:
7768 6795 6220

1545: TN, VM off-site. End of Day.

Rite in the Rain.

USEPA Lower Neponset River 6/17/24

Personnel: Tianzhen Nie (TN), Victoria Masucci (VM)

1000: VM on-site.

1130: VM heads to pick up samples from field team at Ryan playground.

12:45: TN at site trailer.

1530: BAD, SD return to site trailer.

1610: WM, JL, SH return to site trailer.

1630: BAD, SB, JL, SH, WM back to trailer.

1730: American Expediting courier on-site to take away following coolers to Alliance Technical via FedEx. Tracking numbers as follows:

7769 0082 2120
7769 0088 1319
7709 0089 6051
7769 0184 1612

1830: TN, VM off-site. End of Day.

USEPA Lower Neponset River 6/18/24

Personnel: Tianzhen Nie (TN), Victoria Masucci (VM)

0900: TN on-site.

1030: VM on-site.

1200: TN off-site, heads to Ryan Playground to pick up addl. samples from field team & drop off coolers.

1230: TN back at site trailer.

1240: VM heads to meet boat team at pickup location by P120.

1310: VM back on-site.

1600: WM, ~~BAT~~ SH, JL back on-site at trailer.

1715: American Expediting courier on-site to pick up samples ~~for~~ delivery to Alliance Technical. FedEx Tracking numbers as follows:

Rite in the Rain.

7769 0638 3128
7769 1979 9376
7769 1982 0802
7769 1983 7922
7769 2231 6489
7769 2235 9827

1800 : TN, VM off site, End of Day.

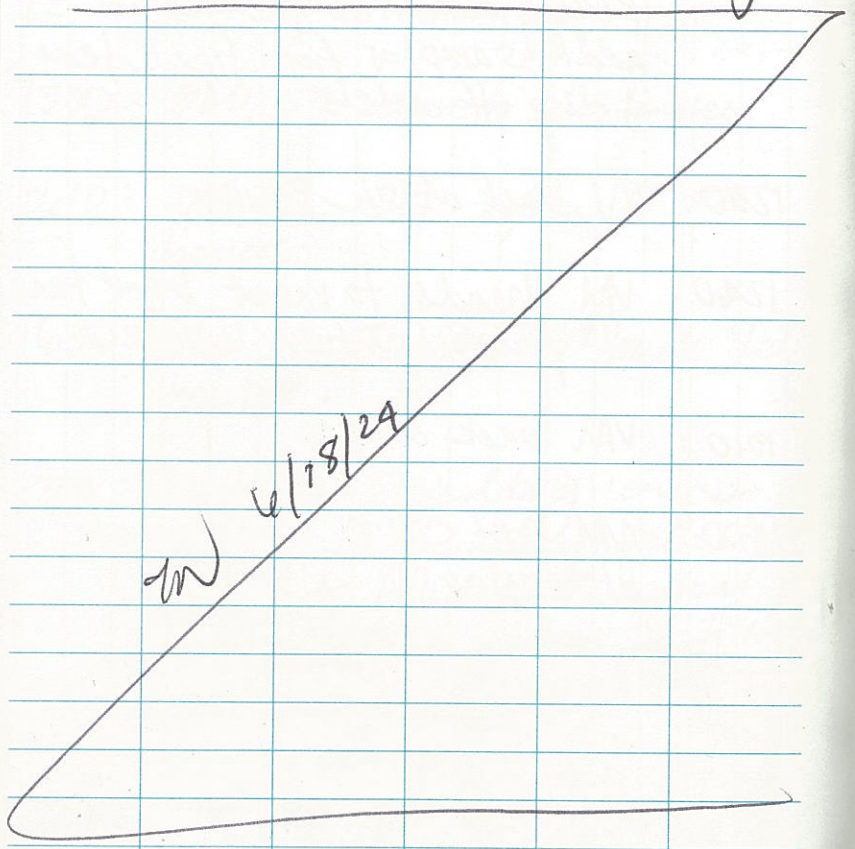

Personnel: Tianzhen Nie (TN) Victoria Masucci (VM), Rick Purdy (RP)

0615: RP on-site, conduct safety tailgate meeting w/ soil sampling field teams and mussel deployment teams.

1000: VM arrives at site trailer.

1030: TN on-site.

1400: BAD & SD return to site trailer.

1600: VM off-site.

~~1415: American Expediting~~

1600: SGS courier arrives to pick up 3 coolers w/samples from 6/17, 6/18, 6/19.

1715: American Expediting courier on-site to pick up coolers for delivery to Alliance Technical. FedEx Airbill numbers as follows:

Rite in the Rain

USEPA Lower Neponset River 6/19/24

7769 3994 8660
7769 3994 5798
7769 3997 3925

1745 : TN, RP off-site, End of Day.



USEPA Lower Neponset River 6/20/24

Personnel: Tianzhen Nie (TN), Josie Lynch (JL), Rick Pinsky (RP)

0650: RP on-site.

0850: TN on-site.

0940: JL on-site.

1000: RP heads to soil sampling field team to observe.

1030: RP back at trailer.

1100: RP off site.

1115: Sean Maxwell at site trailer to pick up addnl. PFDs.

~~1300: SB returns~~

1125: SM heads back to region Normandeau sub contractors.

1300: SB back at trailer to drop off collected AM samples.

1310: Dan Hoskins (EPA) on-site to meet with mussel sampling folks.

Rite in the Rain.

USEPA Lower Neponset River 6/20/24

1430 Sean Maxwell & Normand car back at site trailer for lunch break, cool off.

1530 ~~BAD~~ SB, WM, return to site trailer. BAA Hoskins off-site.

1600 SB, WM off site.

1700 American Expediting courier on site to pick up samples for delivery to Alliance Technical Group. FedEx tracking numbers as follows:
7769 6139 8659
7769 6144 1791
~~7769 8492 8647~~

1710 TN, JL off-site. End of Day.

JN 6/20/24

USEPA Lower Neponset River 6/21/24

Personnel: Tianzhen Nie (TN), Rick Purdy (RP)

1200: RP on-site.

1245: TN on-site.

1330: Sean Maxwell at site trailer.

1400: SM off site.

1500: WM, SH, SB, ~~BAD~~ back at site trailer w/ samples.

1600: SGS courier arrives to pick up samples from 3 coolers including one cooler w/ the frozen mussel tissue sample and 2 coolers w/ samples collected from 6/20/24 and 6/21/24.

1615 American Expediting courier on site to pick up coolers for delivery to Alliance Technical Group. FedEx tracking

Rite in the Rain.

USEPA Lower Neponset River 6/21/24

numbers as follows:
1769 8492 3647
1769 8494 9820
1769 8496 5595

1710 : TN, RP off site, End of Day.

6/21/24
JW

~~6/24~~ USEPA Lower Neponset River 6/24/24

Personnel: Tianchen Mie (TN), Victoria Masucci (VM)

1040: TN on-site.

1100: VM on-site.

1330: WM returns to site trailer with samples.

1345: WM heads back to boat.

1550: WM SH head back to site trailer w/ addit. samples.

1600: SB, BAD back at trailer w/ samples.

1715: American Expediting courier arrives to pick up samples for delivery to Alliance Technical Group. Tracking numbers as follows:
1770 2450 6845
1770 2457 3593
1770 2461 8716
1770 2514 4479

1740: TN & VM off-site. End of Day.

Rite in the Rain.

USEPA Lower Neponset River 6/25/24

Personnel: Tianzhen Nie (TN), Rick Rudy (RR)

0 RR on-site.

0925 TN on-site

1100 Lou Diamond on-site w/ ice delivery of 40 lbs of ice.

1150 WM, SB back on-site to drop of samples and pick up additional bottles.

1230 WM, SB back on the boat.

1550 WM, SB return to trailer to drop off samples.

1730 American Expediting courier arrives to pick up samples for delivery to Alliance Technical Group. Tracking numbers as follows:
7770 5040 0072
7770 5047 1555
7770 5049 1397

1740 RR, TN off-site. End of Day.

tn 6/29/24

USEPA Lower Neponset River 6/26/24

Personnel: Tianzhen Nie (TN), Victoria Masucci (VM)

0830: TN on-site.

0930: VM on-site.

1200: SH, SB return to trailer to drop off addit. samples.

1550: SH and SB return to site trailer with all samples.

1645 American Expediting courier arrives on-site to pick up coolers for delivery to SGS North American and Alliance Technical Group. Tracking numbers below:
SGS North America:
6455 9823 2440
6455 9823 2430
6455 9823 2429
Alliance Technical
7770 1319 8177
7770 1314 9570

1715 TN, VM off-site. End of Day.

tn 6/26/24

Rite in the Rain.

USEPA Lower Neponset River 6/27/24

Personnel: Tianzhen Nie (TN), Rick Pardy (RP)

0830 TN, RP on-site.

0000 BAD, SB back at site trailer to prepare for mob to flagging locations in the Braided Channel.

1200 SH, WM, JL back at site trailer to drop off samples.

1545 SB, BAD return to site trailer, off-site.

1600 WM, JL, SH return to site trailer. Off-site.

1730 American Expediting courier on-site to pick up coolers for delivery to Alliance Technical Group. Tracking numbers as follows:
7770 9693 9906
7770 9698 5055

1759 RP, TN off-site. End of Day.

LN 6/27/24

USEPA Lower Neponset River 6/28/24

Personnel: Tianzhen Nie (TN), Victoria Masucci (VM)

0945: TN on-site.

1000: VM on-site.

1220: VM heads to Ryan playground to pick up samples from field team & drop off additional sample bottles.

1250: VM back on-site.

1340: BAD back at site trailer, off-site.

1510: WM, SH, SB, JL back at site trailer.

1530: WM, SH, SB, JL off-site.

1600: SGS courier on-site to pick up samples collected on 6/27/24 and 6/28/24.

1730: American Expediting courier on-site to pick up samples for delivery to Alliance Technical Group.

Rite in the Rain.

USEPA Lower Neponset River 6/28/24

Tracking numbers (FedEx) as follows:

7771 2108 0605
7771 2110 7134
7771 2116 8103
7771 2119 7073

1810 TN, VM off site. End of Day.

6/28/24

USEPA lower Neponset River 7/1/24

Personnel: Victoria Masucci (VM)

0930: VM on site

1215: VM dropped off bottle sets to land sampling team

1300: VM back on site

1440: Land team arrives at the trailer with samples

1455: Boat team arrives back with samples.

1530: Steve, Silas, Josie, and Walter off site

1630: Amer. Expediting cancelled. BAD dropping off samples @ FedEx. VM & BAD off site

Tracking numbers (Fed Ex)

7771 5791 5135
7771 5358 3154
7771 5353 8840
7771 5350 3385

7/1/24

Rite in the Rain

USEPA Lower Neponset River 7/8/24

Personnel: Tianzhen Nie (TN), Hannah Bromby (HB)

0955: TN on-site.

1200: WM, SM back at site trailer for lunch and to pick up supplies.

1250: WM, SM head back to site. ~~&~~ HB on-site.

1530: SB ~~WM~~, BAD, JL, SH return to site trailer w/ samples.

1600: SB, BAD, JL, SH off-site.

1630: WM, SM back at site trailer.

1750: American Expediting courier on-site to grab coolers for delivery to Alliance Technical. Tracking numbers:

7772 7281 1611
7772 6382 9891
7772 6382 3838
7772 4381 2966

USEPA Lower Neponset River 7/8/24

1855: TN, HB off-site, End of Day.

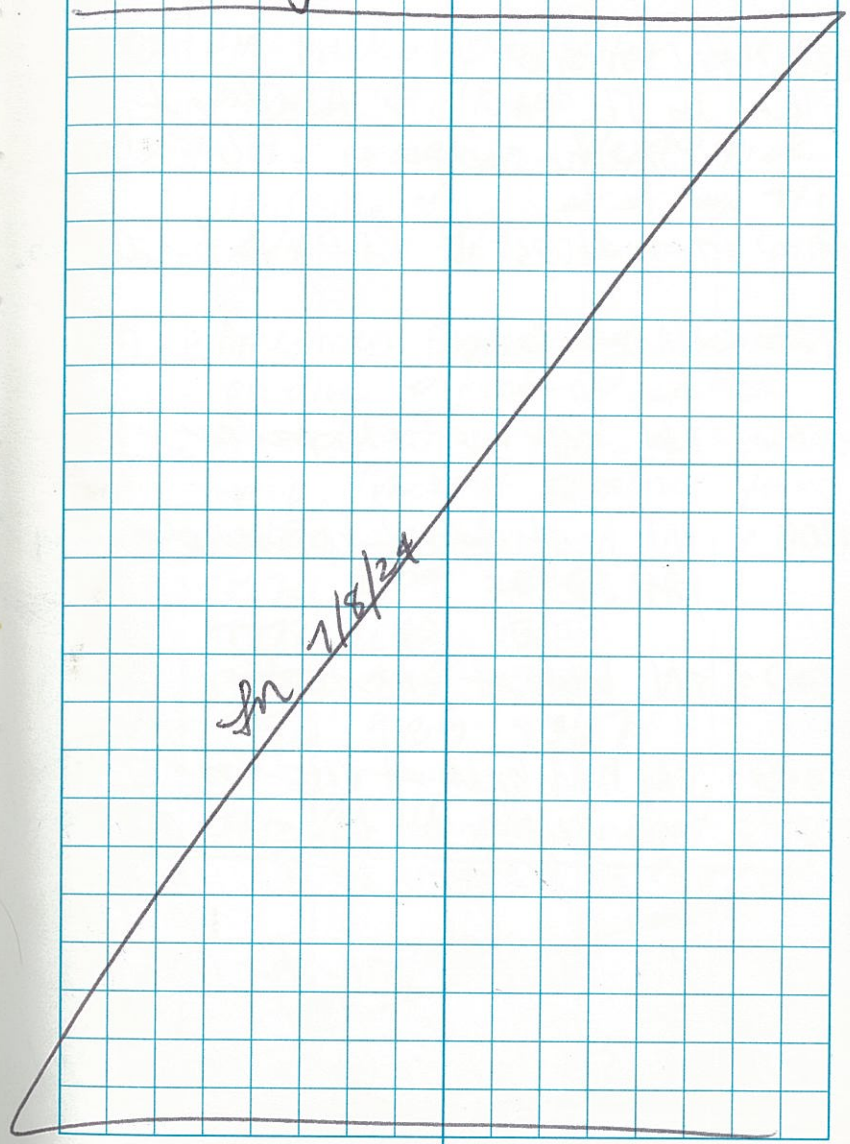

Rite in the Rain

USEPA Lower Neponset River 7/9/24
Personnel: Tianzhen Ma (TN), Victoria Masucci (VM)

0830: TN on-site.
0900: SH, JL, BAD, SB head out to collect samples.
0930: TN drops off PFDs to field team.
0955: VM on-site.
1030: TN back at site trailer.
1205: TN heads to pick up samples from BAD, SB.
1230: TN back at site trailer.
1345: SM, NM back at site trailer.
1430: NM heads out to join BAD & SB at location 0085.
1500: VM heads off-site for lunch.
1505: JL, SH back at site trailer w/ samples.

USEPA Lower Neponset River 7/9/24

1530: NM, BAD, SB back at site trailer w/ samples.
1540: VM back at site trailer. NM, SB, BAD, JL, SH off-site.
1605: SGS Lower on-site to pick up samples collected on 7/1, 7/8 and 7/9.
1715: American Expediting Lower on-site to pick up coolers for delivery to Alliance Technical Group. Tracking numbers for FedEx as follows:
1772 9009 2830
1772 9013 5505
1772 9015 0376
1772 9335 9367

1730 TN, VM off-site. End of Day.

TN 7/9/24

Rite in the Rain

Personnel: Tiandren Nie (TN), Hannah Brumby (HB), Rick Rudy (RR)

0700: RP on-site.

0855: TN on-site.
RP

0947: ~~BAD~~ back at site trailer, HB on-site.

1000: BAD, SB back at site trailer. ~~Head~~

1015: BAD, SB head to location 208

1030: TP (EPA) back at site trailer.

1115: RP back to 0 Truman Parkway to observe sampling activities

1130: TP head to 0 Truman Parkway to continue observing sampling

1215: SH, JL, WM, RP back at site trailer.

1300: TN heads to location 209 to drop off/pick up sample bottles from BAD & SB.

1345: TN back at site trailer.

1500: BAD, SB, JL, SH, WM back at site trailer.

1530: SB, JL, SH off-site.

1600: BAD off-site.

1615: RP off-site.

1725: American expediting courier on site to pick up coolers for shipment to Alliance Technical. Tracking numbers as follows:
7773 1298 3610
7773 1301 0216
7773 1301 9213

1730: TN, HB off-site. End of Day

1/10/24
WM

Rite in the Rain.

USEPA Lower Neponset River 7/11/24

Personnel: Tianzhen Nie (TN), Rick Purdy (RP)

0730: RP on-site.

0845: TN on-site.

0910: Dan Dwight on-site.

1000: RP, DD heads to visit field teams while sampling.

1120: Misty Craven, Andrew Paynter on-site. TN gives site orientation.

1145: DD, RP back at site trailer.

1155: TN heads out to collect samples from field team.

1210: DD off-site. RP, MC, AP heads to field team to observe sampling.

1230: TN back at site trailer.

1240: RP, MC, AP back at site trailer.

MC, AP off-site.

1500: BAD, SB back at site trailer.

1520: WM, SH back at site trailer.

1600: BAD, SB, WM, SH off-site.

1630: American Expediting comes on-site to pick up coolers for delivery to Alliance. Tracking numbers as follows:
7773 3591 5879
7773 3594 2508
7773 3595 1410
7773 3596 2109

1700: TN, RP off site. End of Day.



Rite in the Rain.

USEPA Lower Neponset River 7/12/24

Personnel: Tianzhen Nie (TN), Bill Abrahams-Dematte (BAD), Victoria Masucci (VM)

0930: BAD at site trailer

0845: TN on-site.

10:45: VM on-site.

1330: BAD departs site.

1500: SB, SH back at site trailer w/ samples.

1600: SGS courier on-site to pick up samples collected on 7/10 and 7/11

1630: American Expediting courier on-site to pick up samples for delivery to Alliance Technical Group.
7113 5984 2498
7113 5947 1286
7113 5988 6729

1640: TN, VM off-site, End of Day

USEPA Lower Neponset River 7/15/24

Personnel: Tianzhen Nie (TN), Megan Gibbons (MG)

0948: TN on-site.

0950: MG on-site.

0415: TN heads to Ryan Playground to pick up samples from the field team.

1430: TN back at site trailer.

1530: JL, SB, BAD back at site trailer.
1533: SB, JL, BAD off-site.
1615: SH, VM back at site trailer.

1725: American Expediting courier on-site to pick up coolers for delivery to Alliance Technical. FedEx tracking numbers as follows:
7113 9400 5136
7113 9404 1403
7113 9405 2514
7114 0192 2875

1730: TN, MG off-site. End of Day

USEPA Lower Neponset River 7/16/24
Personnel: Tianzhen Nie (TN), Rick Purdy (RP)

0730: RP on-site.

0845: TN on-site.
1050: RP heads to observe boat sampling team.
1100: BAD, SB, JL back at site trailer.

1120: RP back at site trailer.

1430: SB heads to Ryan Playground to pick up samples from field team.

1445: SB back at site trailer.

1580: SB, WM, SH, JL off-site.

1600: American Expediting courier on-site to pick up coolers for delivery to Alliance Technical Group.
7774 1681 0687
7774 1685 6244
7774 1687 4243

1615: TN, BAD, RP off-site. End of Day.
TN 7/16/24

USEPA Lower Neponset River 7/17/24

Personnel: Tianzhen Nie (TN), Bill Abrahams-Demaitre (BAD)

0900: BAD on-site.

0945: TN on-site.

950: WM, SB, SH head to location 0216.

1045: WM, SB, SH back at site trailer.

1055: WM, SB, SH head to location 0219.

1200: WM, SB, SH back at site trailer.

1230: WM, SB, SH off-site.

1300: SGS courier on-site to pick up coolers for delivery to SGS w/samples collected on 7/15 and 7/16.

1400: American Expediting courier on-site to pick up coolers for Alliance Technical Group

Rite in the Rain.

USDA Lower Neponset River 7/17/24
Tracking number: 7774 4577 8070

1500: TN, BAD off site. End of Day.

7/17/24
JN

Rite in the Rain.

LNR Phase II Sediment Sampling

9/16/2024 - 10/8/2024

Field Team

Location Lower Neponset River Date 9/16/24

Project / Client EPA 60203400 Sediment

0800 Field team & support staff hold meeting in site trailer - SHE and to discuss sampling methodology

1100 Steve Howe
Josie Lynch
Paula Winckell leave trailer to head to Sta. 077.

1215 At Station 0077
1222 24A-0077-AS 0.0-0.5ft
1315 24A-0077-BS 0.5-2.3ft
1350 24A-0077-CS 2.3-3.5ft

Refusal at 3.5ft due to cobble.
Lat: 42.270019531 25
Long: -71.079496591

1430 Station 0077 completed.

1540 Team back at trailer

1640 Team offsite.

Paula Winckell 9/20/24

Location Lower Neponset River Date 9/17/2024

Project / Client 60703400 LNR/EPA

0630 Field team on-site prepping for the day.

0800 arrive at Ryans playground and head to 0046.

0826 Paula stung by bees and went back to trailer for first aid & coordination with SSHO.

0947 Steve and Josie head to 0052 to begin sampling.

1046 Begin sta. 0052.

1052 24A 0052 AS/AD 0.0-0.5 ft

1129 24A 0052 BS 0.5-2.0 ft

1137 24A-0052 CS 2.0-3.5 ft

Location Lower Neponset River Date 9/17/24

Project / Client CE0703400 LNR / EPA

Refusal on cobble. 3 other attempts performed.
Max pen. 3.5 ft.

Lat: 42.269104003906 3
Long: -71.081393855606 67

1226 24A 0052 Complete

1259 Begin sta. 24A 0054

1305 24A 0054 AS
0.0 - 0.5 ft

1326 24A 0054 BS
0.5 - 1.0 ft

1338 24A - 0054 - CS
1.0 - 1.9 ft BS C.S

Segregated between ~~AS~~ and ~~BS~~ due to slight darkening of color and gravel component. Refusal on coarse gravel and cobbles. Max Pen 1.9 ft.

pg. 2/-

Rite in the Rain

Location Lower Neponset River Date 9/17/24

Project / Client 60703400 CNR/EPA

Lat: 42.269226074218 8

Long: -71.08110751716667

1402 24A-0054 complete

1408 mobing back to Ryans playground then fiting area.

1500 arrive back at staging area.

1545 Steve & Josie offsite

9/17/24

Location Lower Neponset River Date 9/18/24

Project / Client 60703400 LNR/EPA

0630 Field team on-site preparing for the day
Josie Lynch
Steve Howe
Silas Bucco

0755 0043 Start
24A-0043-AS
sample time: 0800
interval: 0.0-0.5ft
full suite
24A-0043-BS 0.5 csit
sample time: 0846
interval: ~~0.0~~-1.7ft
full suite
24A-0043-CS
sample time: 0856
interval: 1.7-3.4ft
full suite
JMO BS CS
Segregated ~~AS~~ & ~~BS~~ due to lithology change from silt to sand.
Lat: 42.2688903808594
Long: -71.0823167208333
Refusal on cobble - max pen 3.4ft

Location Lower Neponset River Date 9/18/24
Project / Client L60703400 LNR/EPA

0926 0043 Complete

0931 0044 Start

24A-0044-AS
sample time: 0935
interval: 0.0-0.5 ft

24A-0044-BS/BD
sample time: 0948
interval: 0.5-1.7 ft
full suite

24A-0044-CS
sample time: 1011e
interval: 1.7-3.6 ft
full suite

1041 Sta. 24A 0044 complete.

segregated between BS & CS due to lithology change from silt to sand.
Lat: 42.268890380859 4
Long: -71.082288 1635 Cobbles.
Max pen 3.6 ft. Refusal on gravel.

Location Lower Neponset River Date 9/18/24

Project / Client 60703400 LNR/EPA

1103 Begin Sta. 24A - 0046 JMW

24A - 0046 - AS JMW
Sample time 1105
interval: 0.0 - 0.5 ft
full suite

24A - 0046 - BS
sample time: 1120 JMW
interval: 0.5 - 2.5 ft
full suite

24A - 0046 - CS
sample time: 1151
interval: 2.5 - 5.4 ft
full suite

Segregated between BS & CS due to lithology change from sand to silt. Refusal with ~~on~~ cave in ~~with~~ from sand and gravel - max pen. 5.4 ft.
Lat: 42.268951416015 6
Long: -71.081924164
0046 complete. Moving to
1201 Sta 0050.

Rite in the Rain

Location Lower Neponset River Date 9/18/24

Project / Client 60703400 CNR/EPA

1325 Begin sta. 24A 0050

24A 0050 AS
sample time: 1327
interval: 0.0-0.5ft
full suite

24A 0050 BS
sample time: 1351
interval: 0.5-2.2ft
full suite

24A 0050 CS
sample time: 1422
interval: 2.2-4.5ft
full suite

Segregated between BS & CS due to change of color and strong miscellaneous ~~sheen~~ odor.
Refusal on hole collapsing.
Max pen. 4.5ft.
Lat: 42.268798828125
long: -71.08159860483333

1446 Sta. 0050 complete

Location Lower Neponset River Date 9/18/24

Project / Client 60703400 LNR/EPA

1502 arrive back at Ryans playground & head back to sitting area.

1539 QC'd notes & EQuIS

Leaving facility

9/18/24

Location Lower Neponset River Date 9/19/24

Project / Client 60703400 EPA/CNR

0630 Field team onsite preparing for the day.
Josie Lynch
Steve Howe
Walter McKenna
Locations 0089, 0083, 0084, and 0086 projected to complete today.

0720 Head to Ryans playground.

0833 arrive at 0083

0836 Begin Sta. 23A 0083 4

23A-0083-AS 4
sample time: 0839
interval: 0.0-0.5ft
full suite

23A-0083-BS 4
sample time: 0916
interval: 0.5-1.5 ft
full suite

23A-0083-CS 4
sample time: 0931

Location Lower Neponset River Date 9/19/24 13

Project / Client 60703400 EPA / LNR

interval: 1.5 - 3.1
full suite
segregated between BS & CS due to change in lithology from gray sandy horizon to brown silty horizon.
*refusal on gravel layer @ 3.1' max pe
Lat: 42.27017211914 06
Long: -71.0789294585

1000 Sta. 24A 0083 complex
1022 Begin 24A-0084

24A-0084-AS
sample time: 1027
Interval: 0.0 - 0.5 ft
samples: Full suite
24A-0084-BS
sample time: 1057
Interval: 0.5 - 1.9 ft
samples: full suite
24A-0084-CS
sample time: 1111
Interval: 1.9 - 3 ft
samples: full suite

pg 2/11

Location Lower Neponset River Date 9/19/2024

Project / Client 60703400 / EPA

* hole collapse refusal @ 3.0' max pen
* segregated between BS & CS layers due to break f/pred silt to pred. sand w/ gravel

Lat: 42.270172119140 6
Long: -71.0788985721667

1134 Finish 24A-0084

Lunch sample pickup mob to 24A-0089

1220 begin 24A-0089

24A-0089-AS
Sample time: 1233
Interval: 0.0-0.5'
Samples: Full Suite

24A-0089-BS
Sample time: 1323
Interval: 0.5-3.7'
Samples: Full Suite

153/U

Location Lower Neponset River Date 9/19/2024 15

Project / Client 60303400 EPA

24A-0089-CS

Sample time: 1347

Interval: 3.7-6'

Samples: Full suite

* no refusal, met target max pen.
* segregated between BS & CS horizons due to change into coarser substrate

Lat: 42.269989013 6719

Long: -71.078350760 6667

1403 WM, SH mob to 87, JL still finishing 89 (close by)

1405 JL finish 0089

1409 ~~SH, WM~~ JL begin 0087

1411 JL mob to meet MF for sample pickup

PS 9/6

Location Lower Neponset River Date 9/18/2024

Project / Client 60703400 EPA

24A-0087-AS
Sample time: 1413
Interval: 0-0.5'
Samples: Full suite

24A-0087-BS
Sample time: 1441
Interval: 0.5-3.3'
Samples: Full suite

24A-0087-CS
Sample time: 1509
Interval: 3.3-6'
Samples: Full suite

Lat: 42.269927978515 6
Long: -71.07841323783 33

* Segregated BS & CS horizons due to increasing coarser Substrate
* no refusal, met target max pen.

1578 finish 0087 BS @
Symob back to gate for

Location Lower Neponset River Date 9/19/2024

Project / Client 60703400 EPA

Sample pickup, Ryan Playground to demob

1630 QC done, leaving for day

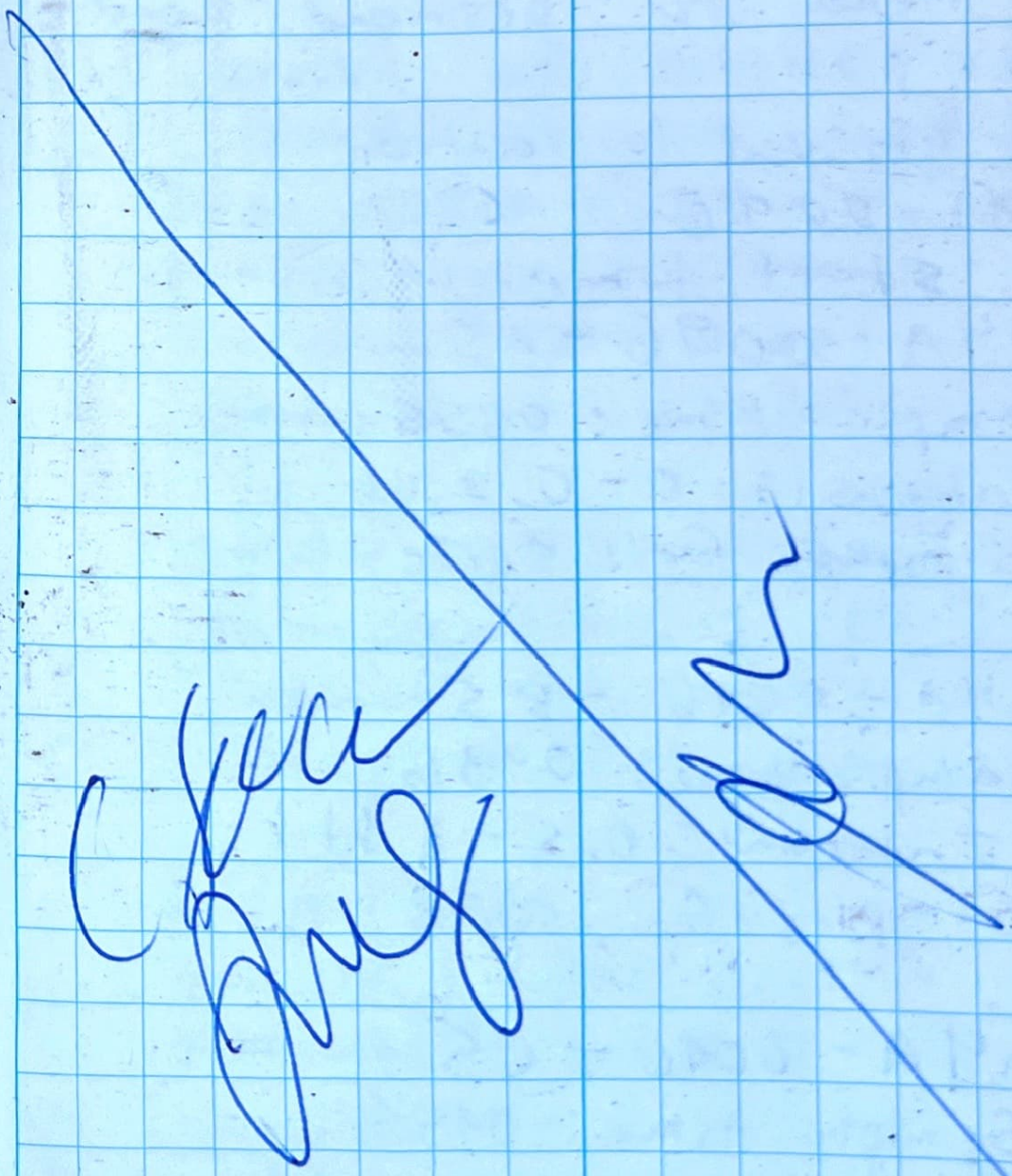

PG 9/19

Rite in the Rain

Location Lower Neponset River Date 9/20/24

Project / Client 60703400 EPA

0630 Field team onsite
0700 Equipment Blank
0730 Safety Meeting

0800 Head to Desmond Road

0847 arrived to location
24A-0096
0850 start time
24A-0096-AS
Sample time: 0855
Interval: 0-0.5 ft
Samples: Full suite

24A-0096-BS
Sample time: 0936
Interval: 0.5-3 ft
Samples: Full suite

24A-0096-CS
Sample time: 0955
Interval: 3-3.8 ft
Samples: Full suite

Location LNR Date 9/20/24 19

Project / Client 60703400 EPA

LAT: 42.27029413983336

LONG: -71.07794836~~7781~~ 867781 SCB

1012 completed 24A-0096

1025 Arrive at 24A-0092

1027 start at 24A-0092

24A-0092-AS

sample time: 1031

Interval: 0-0.5ft

Samples: full suite

24A-0092-BS

Sample time: 1053

Interval: 0.5-1.3

Samples: full suite

24A-0092-CS

Sample time: 1117

Interval: 1.3-2.7

Samples: full suite

1152 completed 24A-0092

LAT: 42.27020258709 91

LONG: -71.07807990 79448

Location LNR Date 9/20/24

Project / Client 60703400 EPA

1202 Arrive at 24A-0090

1206 Begin 24A-0090

24A-0090-AS
Sample time: 1209
Interval: 0-0.5 ft
Sample: Full suite

24A-0090-BS
Sample time: 1225
Interval: 0.5-1.3 ft
Sample: full suite

24A-0090-CS
Sample time: 1245
Interval: 1.3-3.2 ft
Sample: full suite

Refusal on large gravel layer
Max penn. 3.2 ft

LAT: 42.270263622554
LONG: -71.07841572127 81

Location LNR Date 9/20/24

Project / Client 60703400 EPA

1307 Completed 24A-0090 86

1315 Arrive at 24A-0090 86

1322 Begin 24A-0090 86 SCB.

24A-0090-AS

Sample Time: 1325

Interval: 0-0.5 ft

Sample: Full Suite

86 SCB

24A-0090-BS

Sample time: 1402

Interval 0.5-4.4 ft

Sample: full suite

24A-0086-CS

Sample time: 1427

Interval 4.4-5.8

Sample full Suite

1450 Completed 24A-0086

LAT: 42.270302587 0991

LONG: -71.07854389 56114

1504 Mob back

Location LNR Sediment Date 9/23/24

Project / Client W07034.00 EPA

0826 At 24A-0076

Weather: overcast, some showers, 60's, light wind

Objective: continue sediment sampling, planned stations 75, 76, 77, 78

Personnel: C. Steve Hawe, Eric Meyer, Megan Gibbons

0830 Begin 24A-0075

0-0.5 Ft 24A-0075-AS

Sample time: ~~0830~~ 0836

0907 24A-0075-BS

0.5-2.9

silt over sand & gravel

0937 Water level 1.8 ft

Lake note: 24A-0075-CS collected at 0918

2.9-3.8 feet

BS/CS segregated by lithology change (Max pen at 3.8 due to large gravel

Lat: 42.269744873846 9

Long: -71.079400659667

boat Finished 24A-0075

Location LNR sediment Date 9/23/21

Project / Client 60703400 EPA

1101 Started 24A-0076
Moved from GPS/Field maps position to river bank. Paired locations such as 0076 and 0075 are intended to have one close to river and one inland. 0076 was moved approximately 20 ft South to current river bank. Flows on 9/23 are significantly higher than previous week (15x) due to wet weather on saturday

1103 Collected 24A-0076-AS, AD
0-0.5 ft
Lat: 42.269653320312 5
Long: -71.07935046516667

1135 24A-0076-BS
lithology change - silt to gravel

1152 24A-0076-CS

1207 Finish 0076

1234 Start 24A-0079

Location Lower Neponset River Date 9/23/24

Project / Client 60703400 EPA

1238 Sample 24A-0079-AS
0-0.5 ft

1306 sample 24A-0079-BS
0.5-4.2
segregated between
BS and CS at lithology
change From silt to
gravel

1320 sample 24A-0079-CS
4.2-4.9

End at 1349
IPad in low power mode,
not integrating with
GPS and RTK corrections
Took GPS shot in EQuIS
location

Lat note - resafed, GPS back,
reshot GPS location. Ipad
shutdown while at
24A-0078, some entries
in Equis. Will transcribe
into field notes after completion

1455 water at 1.6 ft

1529 Back at trailer to enter late field notes and EQUIS entries due to iPad battery dying

24A-0079 GPS
Lat: 42.269927979785156
Long: -71.07908091483333

24A-0078 Notes

1403 Start
1500 End
Lat: 42.270080566406 3
Long: -71.079273485166 7

24A-0078-AS
0-0.5
Time: 1406

24A-0078-BS
0.5-3.3
Time: 1435

Location Lower Neponset River Date 9/24/21

Project / Client 00703400 EPA

24A-0078-CS
3.3 - 4.9
time: 1745

1 of 7 Notes and EQuIS updated and checked will Recheck and add photos for 24A-0078 from iPhone

0630 Field team onsite preparing for the day.
Josie Lynch
Megan Gibbons
Eric Megna
Sta. 0047, 0048, 0049 & 0053 are projected for today.

0750 Arrive at 0047.

0758 Begin Sta. 0047.

24A-0047-AS
0.0 - 0.5 ft
0801
full suite
24A-0047-BS
0.5 - 1.7 ft
0823
full suite
24A-0047-CS
1.7 - 2.2 ft
0830

Pg 1

Location Lower Neponset River Date 9/24/24

Project / Client L0703400 EPA

full suite
segregated between BS & CS due to lithology change from ~~silt to sand~~. sand to silt.
Max pen 2.2 ft due to refusal on layer of gravel and thick roots.
Lat: 42.269195556640 6
Long: -71.08196435483 33

0844 Sta. 0047 complete

0900 Eric stung by 3-4 bees near 0048 & 0049. Went back to trailer for first aid & coordination with SSHO.

0950 Arrive at 0048 - clear brush.

1014 Begin Sta. 24A-0048.

24A-0048-AS
0.0-0.5

1016
full suite
24A-0048-BS
0.5-2.0 ft
1035
full suite
24A-0048-CS
2.0-2.7 ft
1047
full suite
segregated between BS & CS due to lithology change from sand to silt. Refusal on large stone layer and hole collapsing. Max pen 2.7 ft.

lat: 42.269348144531 3
long: -71.081785069 5

1103 complete sta. 0048.
mob to 0049.

0049 point moved about 15 feet east due to
from original point

Location Lower Neponset River Date 9/24/24

Project / Client 60703400 EPA

bee nest on/near point.

1114 Begin sta. 0049

24A-0049-AS
0.0-0.5 ft
1016
full suite

24A-0049-BS
0.5-2.8 ft
1147
full suite

24A-0049-CS
2.8-5.0 ft
1201
full suite

Segregated between BS and CS due to lithology change from cobbles to fine sand - along with color change. Hole collapsing, max pen 5 ft.

Lat: 42.269348144531 3
Long: -71.0817501393333

Location Lower Neponset River Date 1/24/24

Project / Client 60703400 EPA

1226 complete Sta. 0049
Mob to 0053.

1240 Begin 0053.

24A-0053-AS
0.0-0.5 ft
1243
full suite

24A-0053- BS
0.5-1.3
1303
full suite

24A-0053- CS
1.3-2.5
1311
full suite

due to segregated between BS & CS change of color. Refusal on gravel and thick stone layer. Max pen 2.5 ft.
Lat: 42.269470214843 8
Long: -71.0815572985

Pg 5/7

Location Lower Neponset River Date 9/24/24

Project / Client 60703400 EPA

1332 Sta. 0053 Complete.

1345 Begin sta. 0058

24A-0058-AS
0.0-0.5 ft
1349
full suite

24A-0058-BS
0.5-2.2 ft
1405
full suite (MS)

24A-0058-BS
2.2-3.5 ft
1416
full suite

segregated between BS & CS due to lithology change from sand to silt. Refusal on collapsing hole & gravel layer. Max pen 3.5 ft.

Lat: 42.269500732421 9
Long: -71.0811352666666 7

pg 4/1

Location Lower Neponset River Date 9/24/24

Project / Client 00703400 EPA

1442 Sta. 0058 complete.

1450 mob back to Ryans playground.

1510 Begin QC process back at staging area.

1530 Megan & Eric offsite. Josie QC 9/23 EQUIS & upload pictures to form.

1605 Josie offsite.

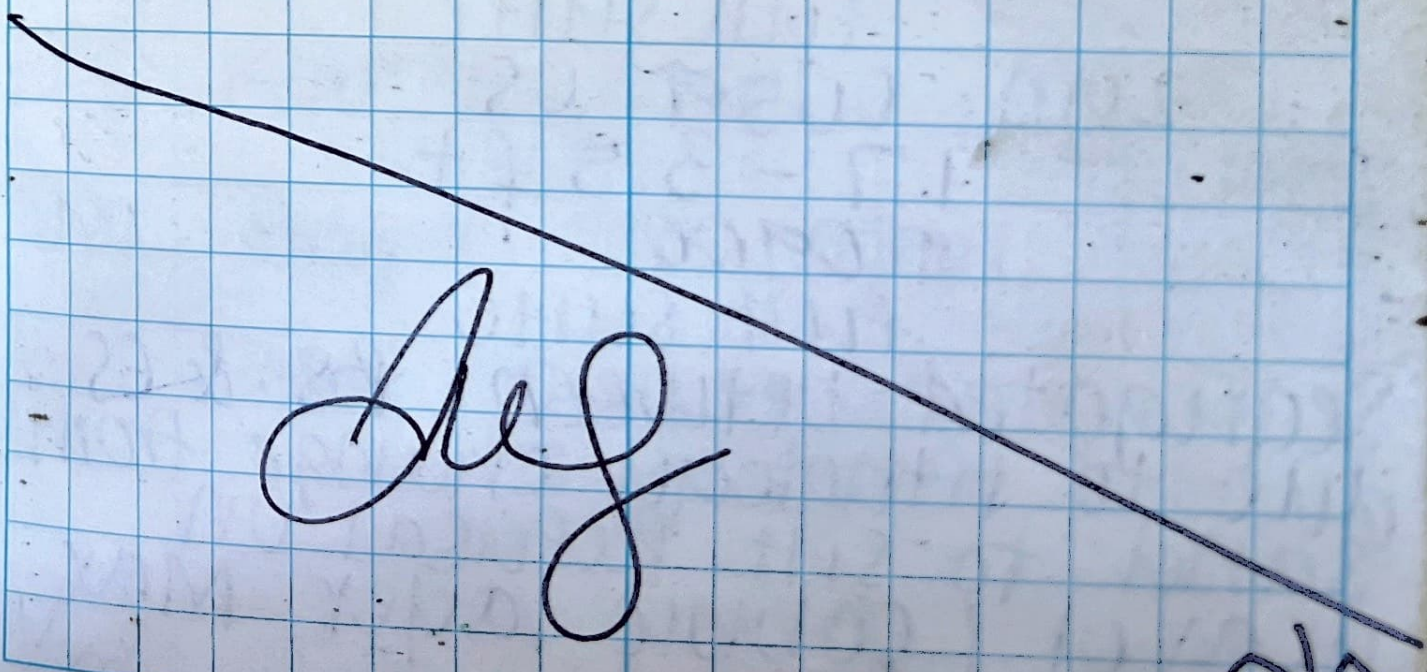

34

Location Lower Neponset River Date 9/25/24

Project / Client 60703400

0630 Field Team Onsite
Josie Lynch
Eric Negna
Silas Bucco
sta. 0059, 0060, 0061, 0063
projected for day

0811 Begin 0059
24A 0059 AS
0.0 - 0.5 ft
0820
full suite
24A 0059 BS
0.5 - 1.7 ft
0848
full suite
24A 0059 CS
1.7 - 3.5 ft
0900
full suite

Segregated between BS & CS due to lithology change from sand to silt. Refusal on gravel / cobble layer. Max pen 3.5 ft.

pg 1/6

Location Lower Neponset River Date 9/25/24

Project / Client 60703400 EPA

Lat: 42.269500732421 9
Long: -71.08110256945

0925 Sta. 0059 Complete.

0935 call with Kristen Durocher to discuss sampling plan when augering inside the water bank. Field team will skip Sta. 0060 due to not having a core liner. Will come back another day with proper equipment.

1015 mob to 0061.

1022 Begin Sta. 0061

24A. 0061 AS
0.0 - 0.5 ft
1024
full suite

9/26

Location Lower Neponset River Date 9/25/24

Project / Client C0703400 EPA

24A0061 BS
0.5 - 1.2 ft
1044
full suite

24A 0061 CS
1.2 - 2.6 ft
1057
full suite

Segregated between BS & CS due to lithology change from silt to fine sand. Refusal on large stone layer. Max pen 2.6 ft.

lat: 42.249287109375
long: -71.080069448985

1124 Sta. 0061 completed.

0063 will be taken at a later date due to not having a core liner.

1140 Trailer comes for

pg. 3

sample pick-up & drops off bottle sets for stations 0056 & 0057.

1100 Begin Sta. 00~~0~~56.

24A - 0056 - AS
0.0 - 0.5 ft
1203
full suite

24A - 0056 - BS
0.5 - 2.3 ft
1229
full suite

24A - 0056 - CS
2.3 - 3.1 ft
1245
full suite

Segregated between BS & CS due to lithology change from silt to sand. Refusal on gravel layer. Max pen 3.1 ft.

Location Lower Neponset River Date 9/25/24

Project / Client 60703400 EPA

Lat: 42.26904296875
Long: -71.0809405713333

317 Sta. 0056 complete.

319 Begin Sta. 0057

24A - 0057 - AS/AD
0.0-0.5 ft
1320
full suite

24A - 0057 - BS
0.5-2.0 ft
1350
full suite

24A - 0057 - CS
2.0-2.9 ft
1403
full suite

segregated between BS & CS due to increase of sand with depth. Refusal on gravel layer - Max pen 2.9 ft.

Location Lower Neponset River Date 9/25/24 39

Project / Client 00703400 EPA

Lat: 42.269073486328

Long: -71.08090296895

SCB

1424 Sta. 0057 Complete
Mob back to
Ryans playground.

1508 QC complete back
at staging Area

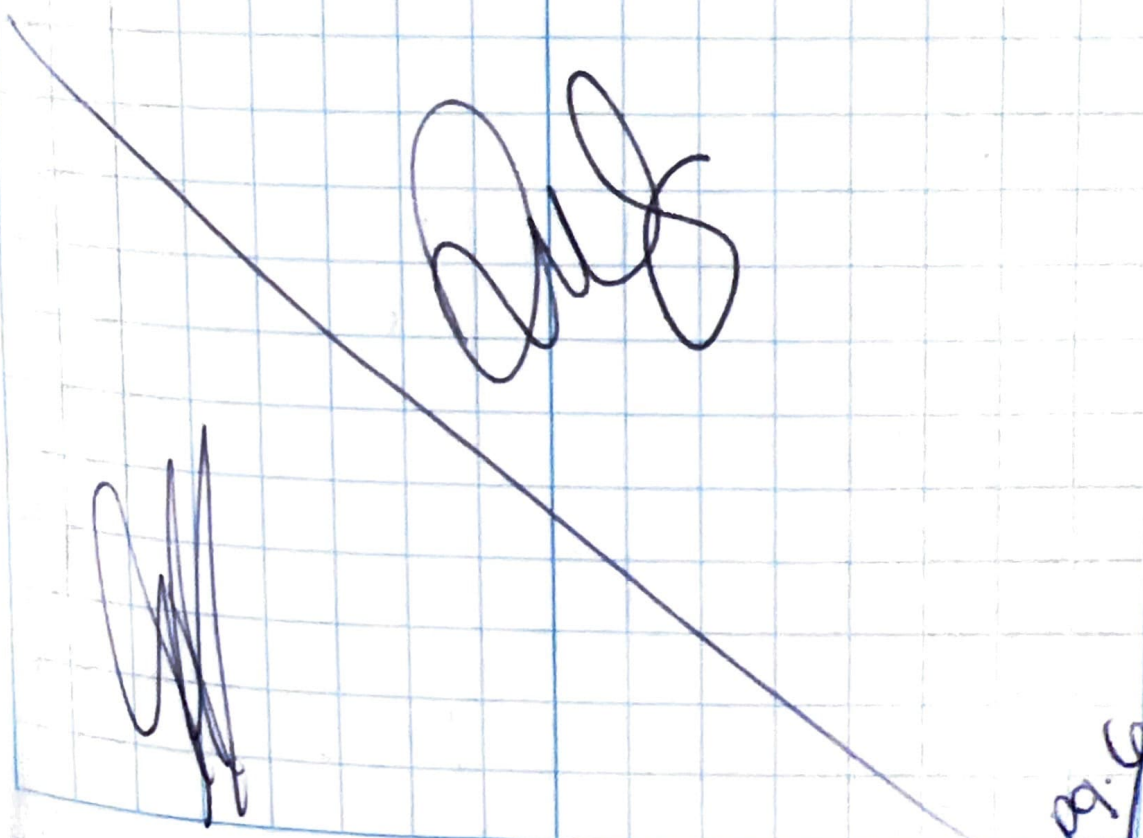

pg 6

Location Lower Neponset River Date 9/26/24

Project / Client 60703400 EPA

0630 Field team onsite, preparing for the day. completed an equipment blank.
Josie Lynch
Walter McKenna
Eric Megna
Sta. 0103, 0104, 0106, 0108, & 0110.

0816 Begin sta. 0110.

24A-0110-AS
0.0-0.5 ft
0817
full suite
24A-0110-BS
0.5-1.4ft
0856 -full suite
24A-0110-CS
1.4-2.4 ft
0858
full suite
Segregated between BS & CS

due to lithology change from clay to fine sand. Refusal on large stone layer - max pen 2.4 ft.

Lat: 42.2702026367188
Long: -71.0757985423333

0922 Sta. 0110 completed.
mob to ~~00~~ 0108

0940 Start 0108.

24A 0108 AS
0.0-0.5 ft
0943
full suite
24A 0108 BS
0.5 - 3.3 ft
1028
full suite
24A 0108 CS
3.3 - 4.5 ft
1040

Location Lower Neponset River Date 9/26/2024

Project / Client 60703400 EPA

full suite
segregated between BS & CS
due to lithology change from
SIH to sand with gravel.
Refusal on hole collapsing -
max pen 4.5ft.

1059 finish 24A-0108
1133 Begin 0103
Lat: 42.270172119406
Long: -71.076788273833

24A-0103-AS
Sample time: 1143
Interval: 0-0.5
Samples: Full suite
24A-0103-BS
Sample time: 1200
Interval: 0.5-2.0'
Samples: Full suite
24A-0103-CS
Sample time: 1208
2.0-2.7ft & full suite
segregated between BS & CS

PS3/V

due to lithology change from silt to sand w/ gravel.
Refusal on gravel layer at 2.7' max pen.

1220 Finish 0103
1225 Begin 0104
Lat: 42.270172119406
Long: -71.07675141 35

24A-0104-AS
Sample time: 1229
Interval: 0-0.5'
Samples: Full suite
24A-0104-BS
Sample time: 1248
Interval: 0.5-1.5'
Samples: Full suite
24A-0104-CS
Sample time: 1301
Interval: 1.5-2'
Samples: Full suite

PS 4/8

Location Lower Neponset River Date 9/26/2024

Project / Client 60703400 EPA

Segregated between BS & CS due to change in lithology f/ silt to sand w/ gravel. Refusal on gravel layer @ 2.0' max pen

1318 Finish 0104

1404 Begin 0106

Lat: 42.270202587 0991

Long: -71.076339802 6115

24A-0106-AS

Sample time: 1406

Interval: 0-0.5'

Samples: Full suite

24A 0106 BS

1436

0.5-2.5 ft

full suite

24A 0106 CS

1448

2.5-2.8 ft

PCB, TOC, grainsize, moisture

BS/U

Location Lower Neponset River Date 9/26/24 45
Project Client 60703400 EPA

segregated between BS & CS due to change in lithology from silt to sand. Refusal on gravel at 2.8 max pen.

1504 Sta. 0106 complete.

→ late note from page 3:
lat: 42.270355224609
long: -71.07604262516667
location 0108.

JMW

1548 complete QC at staging area.

JWNK



pg: 6/6

Location Lower Neponset River Date 9/27/24

Project / Client 60703400 EPA

0630 Field team onsite. Preparing for the day.

Eric Megna + Silas Bucco

Sta. 0064, 0067, 0068, 0072.

0756 Begin 24A-0064

24A-0064-AS
0801
0 - 0.5 ft
full suite

24A-0064-BS
0826
0.5 - 1.3 ft
full suite

24A-0064-CS
0845
1.3 - 3.0 ft
full suite

segregated between BS and CS due to change in lithology from sand to silt. Refusal on gravel at 3.0ft mat pen.

LAT: 42.269622753143
LONG: -71.080554440947

0908 Completed 24A-0064

0925 Begin 24A-0068

24A-0068-AS
0930
0-0.5 ft
full suite

24A-0068-BS
0958
0.5-1.4 ft
full suite

Location Lower Neponset River Date 9127/24

Project / Client 60703400 EPA

24A-0068-CS
1019
1.4-2.2 ft
full suite

1036 completed 24A-0068

LAT: 42.269714305848
LONG: -71.080159942448

segregated between BS and CS due to change from silt to sand, Max pen. 2.2 ft due to refusal on gravel layer.

1126 Begin 0072 after sample pickup/drop off

24A-0072-AS
1129
0-0.5 ft
full suite

24A-0072-BS
1155
0.5 - 1.6 ft
full suite

24A-0072-CS
1225
1.6 ft - 2.0 ft
PCB, TOC

1234 Completed 24A-0072

LAT: 42.269775390625
LONG: -71.07995248833333

Segregated between BS and CS due to presence of gravel. Max pen. 2.0 ft due to refusal on gravel.

1240 Quick lunch

1300 attempted installation into mud flat

Rite in the Rain

50

Location Lower Neponset River Date 9/30/24

Project / Client 60703400 EPA

1320 attempted to access 0098. could not access due to high water

1330 mob back with equipment

1400 Back at staging area

1425 Quality check complete

0630 Field team onsite preparing for stations 0082, 0101, 0093, & 0094.
Josie Lynch
Eric Megna

0757 Begin Sta. 0101

24A 0101 AS
0.0-0.5 ft
0802
full suite

24A 0101 BS
0.5-1.5 ft
0823
full suite

24A 0101 CS
1.5-2.4 ft
0829
full suite

Segregated between BS & CS due to lithology change from clay to sand. Refusal

Rite in the Rain

Location Lower Neponset River Date 9/30/24

Project / Client 60703400 EPA

On hole collapsing and gravel layer, max pen 2.4 ft.

Lat: 42.270050048828l
Long: -71.077350103

0854 Sta. 24A 0101 complete
MOB to 0093.

0910 Begin sta 0093

24A 0093 AS
0.0-0.5 ft
0912
full suite

24A 0093 BS
0.5-2.0 ft
0933
full suite

24A 0093 CS
2.0-2.8 ft
0940
full suite

2 segregated between BS & CS due to lithology change

from fine sand to clay.
Refusal on rock layer -
max pen 2.8 ft.

Lat: 42.269805908203 1
Long: -71.07801007

1014 Sta. 0093 Complete.

1027 Begin sta. 0094

24A-0094-AS
0.0-0.5 ft
1029
full suite

24A-0094-BS
0.5-1.7 ft
1055
full suite

24A 0094 CS
1.7-2.8 ft
1105
full suite

9/3/24 segregated between BS &

Rite in the Rain

Location Lower Neponset River Date 9/30/24

Project / Client 60703400 EPA

CS due to lithology change from silt to sand. Refusal on rock layer, max pen 2.8 ft.

Lat: 42.269805910820 31
Long: -71.077971106666 7

1136 Sta. 0094 complete

1136 Call with trailer team to do a pick up / drop off. Going to do 0082 at a later date because it is located on a different island. Trailer team will bring us 0098 & 0099.

1216 Begin Sta. 0099

24A 0099 AS
0.0-0.5 ft
1220
full suite

MJ

24A 0099 BS
0.5 - 1.0 ft
1250
PCB, TOC, grain size, moisture, metals & mercury
~~24A 0099 CS~~
two thick
Refusal on ~~large~~ gravel layer. NO CS taken, max ~~segregated between BS & CS due to~~ pen 1.0 ft.
Lat: 42.269805908203
Long: -71.077498691

1307 Sta. 0099 complete
Mob to 0098

1317 Begin 24A 0098

24A 0098 AS/AD
0.0 - 0.5 ft
1322
full suite

pg 5/7

Rite in the Rain

Location Lower Neponset River Date 9/30/24

Project / Client 60703400 EPA

24A-0098-BS
0.5-1.6 ft
1410
full suite

24A-0098-CS
1.6-2.4 ft
1427
full suite

segregated between BS & CS due to lithology change from fine sand to gravel. Refusal on gravel layer, Max pen 2.4 ft.

Lat: 42.269584960938
Long: -71.07756172

1501 Sta. 0098 complete. mob back to extra space storage where car is.

pg 4 1540 arrive at staging area & begin QC

process.

1415. Field team offsite.



Location Lower Neponset River Date 10/1/24

Project / Client 60703400 EPA

0630 Field team onsite preparing for stations 0082, 0041 & 0042.

0715 Trip to price Rite to get needed equipment.

Josie Lynch
Eric Megna

Mob to 0082

0808 Begin 24A-0082

24A-0082-AS
0.0-0.5 ft
0811
full suite
24A-0082 BS
0901
0.5-2.3 ft
full suite
24A-0082 CS
2.3-4.2 ft
0914

pg 1/4

full suite

segregated between BS & CS due to lithology change from fine sand to ~~find~~ fine sand with gravel. Refusal on hole collapsing, max pen 4.2 ft.

Lat: 42.269744873046 9
Long: -71.07894 18135

0936 Sta. 0082 complete.
1039 Mob to Ryans playground to access 0041 & 0042. Will complete 0042 at a later date because a core liner is needed.
arrived at 0041 & 0042

1043 0041 & 0042 are intended to have one close to the river & one inland. 0041 was

0041 & 0042

pg 2/4

Location Lower Neponset River Date 10/1/24

Project / Client 60703400 EPA

moved approx. 10 feet north ~~to current river~~ inland from field ~~and~~ maps point.

1054 Begin sta. 0041

24A 0041 AS/AD
0.0-0.5 ft
1105
full suite

24A 0041 BS
0.5-1.7 ft
1152
full suite

24A 0041 CS
1.7-3.0 ft
1205
full suite

Segregated between BS & CS due to lithology change from fine sand to clay. Refusal on large stone layer, max pen 3.0ft. $pg^3/1$

Location Lower Neponset River Date 10/1/24

Project / Client 60703400 EPA

lat: 42.268646240234
long: -71.082306054160

1235 Sta. 0041 complete

1300 Recon stations 0044, 0067, 0069 & 0070 for tomorrows sampling.

1330 arrive back at staging area to QC, create core liners for tomorrow & check equipment (scale & PID).

1400 Field teams offsite.



pg 4/4

Rite in the Rain

Location Lower Neponset River Date 10/2/24

Project / Client 60703400 EPA

0630 Field team onsite.
Josie Lynch
Walter McKenna
Projected stations for the day:
00e6, 0067, 0069 & 0070.

0745 Mob to 00e6.

0822 Begin sta. 00e6.

24A 00e6 AS
0.0-~~0.5~~ 0.5
0838
PCB

Refusal on gravel at 0.4ft.
NO BS or CS were taken.

Lat: 42.249744873046 9
Long: -71.08032953

0852 sta. 00e6 complete.

Location Lower Neponset River Date 10/2/24

Project / Client 60703400 EPA

Lat: 42.269744873046 9
Long: -71.0801472576607

0908 Begin 0069.

24A 0069 AS
0.0-0.5 ft
0912
full suite

24A-0069-BS
Sample time: 0929
Interval: 0.5-1.3'
Samples: Full suite

* No CS sample due to lack of volume, refusal on gravel layer @ 1.3' max pen

0954 Complete 0069.
1039 Begn Sta. 0067

0067 moved approx. 10 ft north inland to meet data quality objectives (Bias/sediment points on islands).

pg 2/6

Rite in the Rain

Location Lower Neponset River Date 10/2/24

Project / Client 60703400 EPA

Lat: 42.269653320312 5
Long: -71.08021481166667

24A-0067-AS
0.0-0.5ft
1050
full suite

24A-0067-BS/BD
0.5-2.2 ft
1120
full suite

24A-0067-CS
2.2-2.4 ft
1142
PCB Jar only.

segregated between BS & CS due to lithology change from clay to gravel. Max pen 2.4 ft due to refusal on gravel. Only PCB Jar taken from CS horizon.

1200 0067 completed.
QUICK lunch break
meet up with trailer team to do sample pickup & drop off new bottle

pg. 3/6.

set for 0060.

1257 Begin sta. ~~0060~~ 0070 ja

Lat: 42.269775390625
Long: -71.07997190011667

24A-0070-AS
Sample time: 1311
Interval: 0-0.5'
Samples: Full suite

24A-0070-BS
Sample time: 1327
Interval: 0.5-1.0'
Samples: Full suite

24A-0070-CS
Sample time: 1335
Interval: 1.0-1.3'
Samples: Full suite

Segregated BC & CS horizons due to change in lithology & clay to gravelly clay. Refusal on gravel at 1.3' max pen.

pg 4

Rite in the Rain

Location Lower Neponset River Date 10/2/2024

Project / Client 60703400 EPA

1358 Sta. 0070 complete

1406 Begin Sta. 0060.

24A 0060 AS
0.0-0.5 ft
1411
full suite

24A 0060 BS
0.5-0.7 ft
1427
PCBs, metals, TOC/moisture/grain size jars only

Lat: 42.269500732 4219
Long: -71.080779615 3333

No CS sample, partial BS sample. Refusal on gravel @ 0.7', max pen.

1434 Finish 0060

RS/LL → mob back to vehicle

Field team finishes QC & checks equipment at staging area.

1600 Field team offsite



pg 6/6

Location Lower Neponset River Date 10/3/24

Project / Client 00703400 EPA

0630 Field team onsite
Steve Howe
Josie Lynch
Walter McKenna
projected stations for today:
0097, 0091, 0074, 0081.

0715 Field team does equipment blank.

0830 Mob to 0081.

0900 arrive at 0081

0902 Begin sta. 0081

24A - 0081 - AS/AD
0.0 - 0.5 ft
0907
full suite

24A - 0081 - BS
0.5 - 3.0 ft
0941
full suite

24A-0081-CS
Sample time: 0951
Interval: 3-4.2'
Full suite samples

Adjacent boring for req. volume for AS duplicate. Segregated BS & CS horizons due to lithology break f/ silt to sand. Sidewall collapse preventing further advancement past 4.2', max per.

Lat: 42.269653320312 5
Long: -71.078972895666

1012 Sta. 0081 complete
↳ mob to 0097

1055 Begin Sta. 0097

24A-0097-AS
0.0-0.5ft
1103

pg 2/5

Rite in the Rain

Location Lower Neponset River Date 10/3/24

Project / Client 60703400 EPA

Lat: 42.270324707031 3
Long: -71.0777909235

full suite

24A-0097-BS
sample time: 1131
Interval: 0.5-2.2'
Samples: Full Suite

24A-0097-CS
Sample time: 1220,
Interval: 2.2-4.1'
Samples: Full suite

Segregated between BS & CS horizons due to change in lithology f/ silt to sand. Adjacent boring hole for required volume for AS & CS. Refusal on gravel @ 4.1' max pen.

1238 Finish 0097

1302 Begin Sta. 0091

Moved point approx. 4 ft NE from field maps point due to 0091 needing to be immediately adjacent to land.

ZYA-0091-AS
Sample time: 1307
Interval: 0-0.5'
Samples: Full suite

ZYA-0091-BS
Sample time: 1329
Interval: 0.5-1.0'
Samples: Full suite

ZYA-0091-CS
Sample time: 1333
Interval: 1.0-2.3'
Samples: Full suite

Lat: 42.270294189 4531
Long: -71.078176693

1358 complete Sta. 0091

pg. 4/5 *Segregated BS & CS due to change in lith. F/ silt to sand & gravel

Refusal on gravel @ 2.3' max depth*

Location Lower Neponset River Date 10/3/24

Project / Client C0703400 EPA

1410 arrive back at staging area. Dropping off samples from 0091, 0097 & 0081. Field team will conduct recon for Pine Tree Brook sampling.

~~1440~~ → stopped confluence of Pine Tree Brook w/ UNR, Pope's Pond, & areas near Turner's pond

~1645 Back @ staging area to QC field data

1700 Sampling team offsite

0630 Field team onsite
Silas Bucco
Steve Howe
Walter McKenna

Projected Stations
0074, 0063, 0042

↳ field team mob to gate access pt

0724 begin 0074

24A-0074-AS
sample time: 0730
Interval: 0-0.5'
samples: Full suite

24A-0074-BS
sample time: 0807
Interval: 0.5-2.0'
Samples: Full suite

24A-0074-CS
sample time: 0826
Interval: 2-2.8'
Samples: Full suite

Location Lower Neponset River Date 10/4/2024

Project / Client 60703400 EPA

Adjacent boring holes needed for volume for AS sample. Segregated BS & CS samples due to change in lithology & introduction of coarse gravel, Refusal on gravel at 2.8' max pen.

0074 Coord.
Lat: 42.269890136719
Long: -71.07963681

0848 Finish 0074
↳ mob to 0063
0859 Arrive @ 0063
0916 Start 0063
0063 coord.
Lat: 42.269317626953
Long: -71.080554510333

24A-0063-AS
Sample time: 0918
Interval: 0 - 0.5'
Samples: Full Suite

24A-0063-BS
Sample time: 0946
Interval: 0.5-2.3'
Samples: Full suite

24A-0063-CS
Sample time: 1000
Interval: 2.3-3.8'
Samples: Full suite

Adjacent boring hole to get volume for CS ~~soil~~ horizon.
Segregated BS & CS sample due to lithology change of silt to sand. ~~w~~ Refusal on gravel @ 3.8' max pen.

1022 Finish 0063
↳ mob back to gate for sample pickup
↳ mob to Ryan Playground to then access 0042

1124 Begin 0042

Location Lower Neponset River Date 10/4/2024

Project / Client 60703400 EPA

Adj pt approx 45 Ft DS to feasible sampling conditions. Adjacent boring hole to get volume for CS horizon. Segregated BS & CS ~~samples~~ horizons due to change in lithology of silt to sand with gravel.

24A-0042-AS
Sample time: 1137
Interval: 0-0.5'
Samples: Full suite

24A-0042-~~AS~~ BS
sample time: 1204
Interval: 0.5-~~1.5~~ 1.3'
Samples: Full suite

24A-0042-CS
Sample time: 1220
Interval: ~~1.5~~ 1.3-2.1'
Samples: Full suite

Refusal on gravel ~~at~~ 2.1'
max pen. Sheen observed at water surface (swirling).

KS 4/5

Location Lower Aliporset River Date 10/4/2024

Project / Client 60703400 EPA

0042 coord

Lat: 42.26861577726563

Long: -71.08721031301667

1238 Finish 0042

→ mob back to Ryan Playground, staging area

1300 Back at trailer to QC

End of DAY

Rite in the Rain

Location Lower Neponset River Date 10/7/24

Project / Client C60703400 EPA

0640 Field team onsite.

preparing for stations 0159, 0160, 0161, 0162 & 0163.

0810 arrive at sta. 0159.

0812 Begin Sta. 0159

24A-0159-AS

0.0-0.5 ft

0821

full suite

lat: 42.270016 1920204

long: -71.072825 6502858

0838 complete sta. 0159

0849 Begin sta. 0160

lat: 42.269761 434732

long: -71.072803 5708984

24A-0160-AS

0.0-0.5 ft

0852 3

full suite
0905 completed sta. 0160.

0928 start sta. 0161
Lat: 42.269226074218 8
Long: -71.07272624033 33

24A - 0161 - AS
0.0-0.5 ft
0936
full suite

0958 completed sta. 0161

1007 Begin sta. 0162
Lat: 42.268951411601 56
Long: -71.07275535333 33

24A - 0162 - AS
0.0-0.5 ft
1023
full suite
MS/MSd

1102 completed sta. 0162

10/7/24

Rite in the Rain

Location Lower Neponset River Date 10/7/24

Project / Client 60703400 EPA

1156 Begin sta. 0163

24A - 0163 - AS
0.0-0.5 ft
1203
full suite

Lat: 42.268791882828125
long: -71.07286351883333

1225 completed sta. 0163

1231 Begin sta. 0164

Lat: 42.26834106644531
long: -71.07386017171

24A - 0164 - AS
0.0-0.5 ft
1236
full suite

1305 completed 0164.
Mob back to trailer - difficulty

with GPS accuracy - maybe due to rain? Will go back to stations 162, 163 & 164 tomorrow (10/8) to collect points. Pin flags placed at boring holes for each location.

1345 Field team offsite.



Rite in the Rain

Location Lower Neponset River Date 10/8/24

Project / Client 60703400 EPA

0640 Field team onsite
- equipment blank collected.

0800 mob back to stations 162, 163 & 164 to collect points missed yesterday.

↳ finish collecting points, mob to beginning of Pine Tree Brook just DS of Popes Pond

0923 Begin 24A-0168

Lat: 42.250610351562 5
Long: -71.095927928 5

24A-0168-AS
sample time: 0931
Interval: 0 - 0.5'
Samples: Full suite
* MS/MSD collected

Location Lower Neponset River Date 10/8/24

Project / Client 60703400 EPA

1002 Finish 24A-0168
↳ mob to 0167. after dropping off sample @ trailer

1026 Begin 0167

Lat: 42.2536010742188
Long: -71.0913659241667

24A-0167-AS
Sample time: 1027
Interval: 0-0.5'
Samples: Full suite

1044 Finish 0167
↳ mob to trailer to drop off sample, then mob to 0166, 0165

1125 Begin 0166

Lat: 42.2592163085938
Long: -71.0839228353333

Rite in the Rain

Location Lower Neponset River Date 10/8/2024

Project / Client 60703450 EPA

24A-0166-AS
Sample time: 1133
Interval: 0-0.5'
Samples: Full suite
* MS/MSD collected

1150 Finish 0166
↳ mob to Turner's Pond
1210 Begin 0165

Lat: 42.260406494406
Long: -71.074851421666 7

24A-0165-AS
Sample time: 1211
Interval: 0-0.5'
Samples: Full suite

1221 Finish 0165
↳ mob back to trailer

1300 Field team offsite.

LNR Phase II Sediment Sampling
10/14/2024- 10/29/2024

Processing Team 1

Core Processing Team
0900 - Assembling and
- preparing for sample processi
- weather = overcast w/ intermitt
showers, 50's, calm
- personnel: Daniel Flaherty,
Megan Gibbons, Matt
Eppliston, & Steve Howe

1450 picked up 24A-0141
from Paula at Pedestrian
Bridge. Coring did not get
sufficient material. Used
grab sampler to get recovery
for 24A-0141-AS
0-0.5 Ft
1330
9 Grabs, all analytes
except VOCs due to recovery
OSI has GPS and water depth
1600 Back from Pedestrian Bridge
with 2 short cores from
24A-0143 (1-1.5Ft).
continued

Rite in the Rain

Location Lower Neponset River Date 10/14/24

Project / Client Milton 60703400 EPA

cont'd

Allowing cores to settle overnight in fridge and processing in the mornings. Securing processing area for the night

1636 Wrapping up for the day

Location Lower Neponset River Date 10/15/24

Project / Client 60703400 EPA

0730 - Processing Team prepping for the day
Weather - upper 30's, clear, light wind

Processed 24A-0143
AS 0-0.5 0831
BS 0.5-1.2 0924
PCB, TOC bottles only due to volume

1130 back from sample pickup (0157 and 0155), processing 24A-0157

1142 Collecting 24A-0157-AS 0-0.5
extra volume from grab full suite

1200 24A-0157-BS, BD dupe 0.5-2.35 ft full suite

1249 24A-0155-AS 0-0.5
2nd core for volume 0-1.0, 0-1.2

Location Lower Nefonset River Date 10/15/24

Project / Client G0703400 EPA

1310 24A-0155-BS, BD
0.5-1.2

1410 Back from core pickup
(0154 and 0152)

1440 24A-0154-AS
0-0.5; Full suite
From 1.3' core recovery
and grab sample

1445 24A-0154-BS
0.5 to 1.2 Ft
Full suite

1510 24A-0152-AS
0-0.5 from 1.5' core
and grab/core

1525 24A-0152-BS
0.5-1.5 feet
Full suite

1617 Back from core pickup
(0156 and 0158). Storing
for processing tomorrow.
Departing for day.

0730: Processing team prepping for the day
Weather: 56°, sunny, calm
0835 24A-0151-AS
From top of 0-2.8 core and grab
0839 24A-1512-BS
0.5-1.9 ft
lithology change from silt/clay to sandy
CSH ~~0839~~
0849 24A-0151-CS
1.9-2.8 ft
0914 24A-0158-AS
0-0.5 ft from 1.75' core and grab
0923 24A-0158-BS
0.5-1.75'
All full suite of analytes today
0950 24A-0156-AS
From 1.5 ft core + grab
0-0.5 Feet
1002 24A-0156-BS
0.5-1.5 full suite

Location _____ Date 10/16

Project / Client _____

1105: Back from sample pick up (0146 0149) and opened 24A-0146-AS 0-0.5 from 2.1 ft core and grab. Full suite. • Significant odor (hydrocarbon) from core

1118: 24A-0146-BS 0.5-2.1 ft

1147 24A-0149-AS 0-0.5 from 0.75 core with grab

1200 24A-0149-BS 0-0.25 PCBs & TOC only

1240 Back from sample pickup (0148 & 0150)

1256 24A-0148-AS 0-0.5 from 1.2 ft core and grab

1307 24A-0148-BS 0.5-1.2

1328 24A-0150-AS 0-0.5 from 1.65' core and grab

Location

Project / Client

Date ~~10/16/24~~ 10/16/24

1340. 24A-0150-BS
0.5-1.65
not partitioning most short cores (<2 ft) due to: organic debris (leaves and twigs) and coarse materials (gravel) that are removed during homogenization.

1430 Back from pickup 0153 short core plus grab

1439 24A-0153-AS from 0.85 foot core and grab

1453 24A-0153-BS
0.5-0.85
PCBs, TOCs only due to limited volume

1520 Processing Team wrapping up for the day

Location Lower Neponset River Date 10/17/24

Project / Client 60703400 EPA

Core Processing

0730 Core Processing Team prepping for day. Have stations 0142 and 0145 in fridge for processing

0811 24A-0142-AS 0-0.5 From 0.7 Ft core (b) and grab. Large void in core around plastic debris. ~0.2 Ft

0831 24A-0142-BS 0.5-0.7 PCBs only

0853 24A-0145-AS 0-0.5 from 0.65 core (core catcher was empty) and grab

0905 24A-0145-BS 0.5-0.65 PCBs only

1008 Back from sample pickup with 0147 and collecting 24A-0147-AS 0-0.5 from 1.0 core and grab

1021 24A-0147-BS 0.5-1.0 ~~Soil~~ PCB, TOC, Metals and VOCs

1030 Collecting equip blank 24A-0005 xR

1155 24A-0144-AS from grab. 0-0.3, no core recovery

1545 Back from sample pick up 24A-0139-AS, extra volume for MS/MSD

1630: Back from sample pick up -0140 (2 pans - 1 rocky, one soupy debris), 0137 (2 pans, one soupy, 1 veggie), and 0138 (1 rocky). Will process 10/18/24. VOCs from 0137 collected today. Storing samples in fridge for processing 10/18/24.

1705: Departing for the day.

Late Note - mid day gap for planning calls and coordinat

Rite in the Rain.

Location Lower Neponset River Date 10/18/24

Project / Client 60703400

Core Processing Team

0745 Team assembly for sample processing (CSH & MH).

0834 Finished 24A-0137-AS VOCs were collected from sample on ~~10/16~~ 10/17 @ 1521 CSH

- Two pans - one highly vegetated from closer to shore and one leaf litter ~~from~~ further from shore

0845 24A-0140-AS from 2 pans - First (140 offset, 10/17 1357) almost all leaf litter) second (140 offset 2, 10/17 1455) sand & gravel w/ desris). No VOCs collected due to low anticipated volume after prepping/homogenizing.

0914 24A-0138-AS From "offset" station location, 9 attempts. No VOCs collected yesterday due to anticipate volume after processing. Took 9 attempts, large gravel component

1100 Back from sample pick up - cores: 169, 170, 171
1125 24A-0169-AS'
0-0.5 from 1.5 ft core and grab
1157 24A-0169-BS
0.5-1.1 full suite
1239 24A-0169-CS
1.1-1.5 no SVOCs due to volume
• Delineated B/C due to lithology from sand to silt
1310 24A-0170-AS
0-0.5' from 2.4' core and grab
1333 24A-0170-BS
0.5-1.35
full suite
1348 24A-0170-CS
1.35-2.4
Full suite
1421 24A-0171-AS from 2.95 core and grab
1436 24A-0171-BS 0.5-1.45

Rite in the Rain

Location Lower Neponset River Date 10/18/24

Project / Client 60703400

1447	24A-0171-CS 1.85-2.95 Full scope
1507	24A-0136-AS Grab, partial VOCs at 1200 No VOCs or SVOCs due to sediment volume (2 grabs, 1 gravel, other mostly leaves)
1520	24A-0135-AS sample time 1218 collected from Ban by Paula when fresh at site

Location Lower Neponset River Date 10/21/24

Project / Client 60703400

0745 Grab Sampling Team assembling for the day (PW4 CSH, OSI en route from CT) OSI bringing third boat. Planning to process ~~w~~ third boat, ~~take~~ by OSI with motor and oars for safety.

Weather: partly cloudy, warm (70's in AM! Forecast for 80° later) and mild breeze.

0920 At Canoe launch with OSI (~~Aiden~~ CSH Aedhan, Evan).

1025 OSI at 0134 - Gravel, offset

1030 24A-0134-AS from grab (0-0.3, mostly gravel) and posthole diggers (0-0.4 at offset location - sandy w/ gravel)

1110 24A-0133-AS from grab & posthole at target full suite

1137 24A-0132-AS, 0-0.5 ft from grab and posthole

1206 24A-0131-AS, 0-0.5 from grab & posthole!

Rite in the Rain

Location Lower Neponset River

Project / Client 60703490 Date 10/21/21

1230 24A-0130-AS 0-0.5 from grab (ponar and posthole). Volume good for MS/MSD.

1816 24A-0129-AS

1346 24A-0128-AS

Both 0129 and 0128 are from grabs (ponar and posthole), 0-0.5ft, full suite

1411 24A-0127-AS, 0-0.5 ft from grab full suite

1441 24A-0126-AS 0-0.5 ft, from grab, full suite

1509 24A-0125-AS, 0-0.5 ft, from grab, full suite

1530 Departing for canoe launch

1630 Unpacked and checked EQuIS. Departing for the day

Location Lower Neponset River Date 10/22/24

Project / Client 60703400 EPA

Geo Processing Team

0700 Prepping for sample processing (PW & CSH) with OSI (Aodhan and Evan).

0758 OSI departing ~~from~~ CSH from canoe launch. AECOM will be processing on land near launch. Have bottles for 118-124, two MS/MSD.

0819 24A-0124-AS, 0-0.5 ft, from grab (sonar & posthole dug), full suite

0844 24A-0123-AS, 0-0.5 ft from grab, full suite with MS/MSD

0931 24A-0122-AS, 0-0.5 from grab, full suite

0958 24A-0121-AS, 0-0.5 from grab, full suite, extra volume for MS/MSD

1041 24A-0120-AS, 0-0.5 from grab, full suite

1111 24A-0119-AS, 0-0.5 from grab, full suite

100 Location Lower Neponset River. Date 10/22/2

Project / Client 60703400 EPA

1139 24A-0118-AS, 0-0.5 from grab, extra volume for MS/MSD

1228 24A-0117-AS 0-0.5 from grab, full suite

1302 24A-50116-AS, 0-0.5 Ft from grab full suite

1335 24A-0115-AS 0-0.5 Ft from grab, full suite

1402 24A-0114-AS 0-0.5 Ft from grab full suite

1433 24A-0113-AS, 0-0.5 Ft from grab, full suite with MS/MSD

1535 Back at trailer with samples, demobing for day

1600 Reporting for the day

Location Lower Neponset River Date 10/24/24

Project / Client 60703400 EPA

Grab processing team

0645: Prepping for day (PW, Eric Megna (EM) and CSH). Collected Equipment blank

0836 Parked on Riverside Dr and hiked into braided area on North bank. Awaiting OSI and First sample from down river

- Weather - mild (60s heading to 70s), sunny, light wind forecast to increase

0854 24A-0112-AS, 0-0.5 ft from grab (sonar and posthole diver), full suite

0920 24A-0111-AS, 0-0.5 ft from grab, full suite

0941 24A-0109-AS, 0-0.5 from grab, full suite.

1006 24A-0107-AS, 0-0.5 ft from grab, full suite

1027 24A-0105-AS, 0-0.5 ft from grab full suite.

- Both 0109 & 0107 had sand on bottom, 0107 had odor

Rain on the Run

102 Location Lower Nonset River Date 10/23/24

Project / Client 60703400 EPA

1051 24A-0102-AS 0-0.5 from grab, full suite

1135 24A-0095-AS 0-0.5 ft from grab, full suite plus dupe 24A-0095-AD

1227 24A-0085-AS 0-0.5 ft from grab, full suite

Late note: 12:01 24A-0088-AS 0-0.5 from grab, full suite

1255 24A-0080-AS 0-0.5 ft from grab, full suite

1316 24A-0073-AS 0-0.5 ft from grab, full suite

1336 24A-0071-AS, 0-0.5 from grab, full suite

1358 24A-0065-AS 0-0.5 from grab, full suite

1428 24A-0062-AS 0-0.5 ft from grab, full suite

1450 24A-0055-AS, 0-0.5 ft from grab, full suite

1507 Mobing out from site to trailer

1533 Back at trailer

1555 Done for day

0700 Grab Processing Team prepping for the day (PW, EM, KSH). OSI launching from PF canoe launch. Grab team heading to Ryan Playground.

Weather: 50's heading to 60's, cloudy and decreasing, winds later.

0815 Grab processing team set up near Ryan Park Bridge

0838 24A-0051-AS, 0-0.5 ft from grab, full suite

0905 24A-0045-AS 0-0.5 ft from grab, full suite

0930 24A-0040-AS, 0-0.5 ft from grab, full suite

0951 24A-0039-AS and 24A-0039-AD 0-0.5 ft, from grab, full suite

1017 24A-0038-AS 0-0.5 ft from grab, full suite

1052 24A-0037-AS 0-0.5 ft From grab, full suite, extra volume for MS/MSD

Location Lower Nepaset River Date 10/24/24

Project / Client 60703420 EPA

1123 24A-0036-AS 0-0.5 ft from grass, full suite plus 24A-0036-AD Field dupe

1153 24A-0035-AS 0-0.5 from grass full suite

1218 24A-0034-AS 0-0.5ft from grass, full suite

1255 24A-0033-AS, 0-0.5 ft from Gras Full suite

1315 24A-0032-AS 0-0.5 ft from grass full suite

1352 24A-0031-AS, 0-0.5 ft from grass, full suite w/dupe 24A-0031-AD

1458 24A-0030-AS, 0-0.5 grass. Full suite

- OSI also brought 24A-0029-AS but field team needs VOA vials for sample. Will bring back to trailer after processing 0030.

1540 24A-0029-AS, 0-0.5 ft from grass processed back at trailer

1612 Departing for the day

Location Lower Neponset River Date 10/25/24

Project / Client 60703400 EPA

Grab Processing

0700 CSH on site, PW & EM there prepping for day.

0718 Collecting equip blank 24A-0007-XR Ponar posthole digger spoon + pan

0912 24A-0028-AS, 0-0.5 ft from grab, full suite. Very coarse materials in region near facility. Shallow water during low flows, OSI mostly walking boat down to sampling locations

1011 24A-0027-AS with MS/MSD, 0-0.5 from grab, full suite

1040 24A-0026-AS 0-0.5 ft from grab, full suite

1105 24A-0025-AS 0-0.5 ft from grab, full suite

1124 24A-0024-AS, 0-0.5 ft from grab, full suite, Fine-med sand good for MS/MSD - collecting xtra volume

106 Location Lower Neponset River Date 11/25/24

Project / Client 60703400 EPA

1146 24A-0022-AS, 0-0.5 from grab, full suite. Gravelly, large garbage nearby ("car/batteries, etc")

1212 24A-0022-AS, 0-0.5 from grab, full suite

1243 24A-0021-AS, 0-0.5 from grab, full suite, extra volume for MS/MSD

1320 24A-0020-AS, 0-0.5 full suite

1339 24A-0019-AS, 0-0.5 from grab, full suite

1355 24A-0018-AS 0-0.5 from grab full suite with MS/MSD

1430 24A-0017-AS, 0-0.5 Ft from grab, full suite

1450 Buttoning up for the day

1508 Departing

Location Lower Nyberset River Date 10/28/24

Project / Client 60703400 EPA

Gas Processing

0700 - Processing Team assembling (PW, EM, CSH) some arriving earlier, some stuck in traffic (CSH). Prepping for day and planning access. Awaiting OSI.

1006 OSI (Ken & Dalton) heading upriver from Facility w/ small boat. AECOM (Scott PW, EM) heading out to three breaks near Dam for processing

1022 setting up near "dam", OSI at station 13

1042 24A-0013-AS, 0-0.5 ft from grab full suite

1107 24A-0016-AS, 0-0.5' from grab full suite w/MS/MSD

1142 24A-0015-AS, 0-0.5 ft from grab full suite

1214 24A-0014-AS and 24A-0014-AD 0-0.5 grab full suite

Rite in the Rain

Location Lower Neponset River Date 10/28/24

Project / Client 60703400

1252 24A-0012-AS 0-0.5'
CSA from grab full suite
~~1241~~ / 24A-0011-AS 0-0.5
1323 from grab, full suite w/MS/MSD

1351 24A-0010-AS 0-0.5
from grab full suite
1437 24A-0009-AS 0-0.5ft
from grab, full suite
1457 24A-0008-AS 0-0.5ft
from grab full suite
1519 24A-0007-AS, 0-0.5ft
from grab, full suite
1540 Heading back to trailer
1610 Finished up for day

Location Lower Neponset River Date 10/29/24

Project / Client 60703400 EPA

Grab Processing

0630 - AECOM prepping for the day and collecting ~~field~~ CSH Equipment blank. Plan to collect and process remaining six stations (0001-0006).
AECOM: PW, EM and CSH
OSI: Dalton and Ken

0840 Setting up at DCR launch near MBTA crossing.

0857 24A-0003-AS 0-0.5 from grab, full suite

0923 24A-0004-AS and 24A-0004-AD 0-0.5 ft full suite

1010 24A-0005-A's, 0-0.5 from grab, full suite

1035 24A-0006-AS, 0-0.5 ft from grab full suite

1116 24A20031-AS, 0-0.5ft from grab, full suite

Late Note: 1055 - 24A-0002-AS 0-0.5 from grab full suite.

13:00 Back at trailer, grab sampling done, wrapping up for the day

CH

Rite in the Rain.

LNR Phase II Sediment Sampling
10/14/24 - 10/18/24
Processing Team 2

CONTENTS

PAGE	REFERENCE	DATE

Location Lower Neponset River Date 10/14/2024

Project / Client EPA 60703400

P. Winchell mobilizes @ Pocasset office and drives to Central Ave canoe launch location to meet up with OSI staff
- Morgan Barrett
- Aiden
- Evan

They are assembling Pondu and preparing to launch. They have a jon boat for maneuvering people/cores.

OSI leaves the shore and heads towards sta 24A-0141. They do not have room on the jon boat for any AECOM personnel.

1154 They are set up at station 24A-0141. They probed the area and it is hard - no penetration. They tried 3 grab attempts and didn't get any sediment.

1300 ~~1258~~ Begin coring @ 24A-0141.

Rite in the Rain

Location LNR Date 10/14/2024
Project / Client EPA 60703400

The core liner is not penetrating at all. It's just skating around on the bottom.

P. Winchell calls K. Duracher and explains what happened first attempt. She says to try probing all around the areas halfway between Sta 24A-0141 and 24A-0143 and the stations in the middle to see if we can find any areas of soft sediment. If we can't find any soft sediment we call it no recovery and move to the next station. If we don't get anything at 24A-0143 either we should spend the time probing the remainder of the stations to see if we find softer material at any - and tell Maddy and shore staff which station(s) might be viable.

PAW 10/14/24

Location LNR Date 10/14/2024
Project / Client EPA 60703400

24A-0141 - probing seemed to find one area maybe ~0.5' of softer sediment, but grab attempts only brought up leaves and twigs.
Attempt 3 had some sediment along w/ leaves - put into a pan. Will try for additional sediment
Attempts 4, 5, 6, 7, 8 + 9 fill the pan enough to hopefully get the volume needed to sample

24A-0143

1400 collect a grab at 0143 - seems better than 0141.

1420 Try for a core @ 24A-0143 penetrated ~6" but nothing was retained in the core liner. They will try with a shorter piece of liner. Probing here indicated coring might be possible, but not sure of the grain size (need coarse sand max)

PAW 10/14/24

Rite in the Rain

Location LNR Date 10/14/2024
Project / Client EPA 60703400

24A-0143 continued

1438 StaA coring attempt 2 with 0 core catcher and 3' core liner. Retained ~ 0.5' of sediment. Cut the core ~1" above sediment interface but sed. still settling. Looks to be ~1.5' of sediment. Since the liner is only 3" they will get a 2nd core here for volume.

1516 Begin core #3 @24A-0143.

1520 End coring. Looks to be the same pen/recovery as attempt 2. Not quite. Push ~1 foot.

1545 Cores transfered to P. Winchell on the shore. S Howe will come to get them.

1548 OSI begins probing the area to see where we might be able to get a successful

10/14/2024

Location LNR Date 10/14/2024
Project / Client EPA 60703400

core tomorrow morning.

1645 OSI back at the canoe launch area. There is no security detail here yet, but not due until 1700. Demob occurring.

1655 Security detail arrives

1700 P. Winchell & M. Barrett head to site trailer to pick up key & plug battery in.

1720 P. Winchell off site.

10/14/2024

Rite in the Rain

Location LNR Date 10/15/24

Project / Client EPA 60703400

0630 P. Winchell arrives @ site trailer. Wait for M. Barrett to arrive to pick up battery. Pick up some supplies from the conex box.

0705 Head to canoe launch. OSI - Aiden & Evan already on-site. Safety meeting held before launching boats.

0750 Pondu arrives at footbridge and coring area. They need to set up lines - anchor spread.

0825 On Station 24A-0157 Probe goes in ~4ft.

0853 Begin coring

0855 End coring - no additional penetration - hit refusal on rock.

Core is 2.5' pen 2.5' recovery

10/15/24

Location LNR Date 10/15/24

Project / Client EPA 60703400

0913 Grab sample taken for extra volume.

P. Winchell had asked S. Howe if a core & grab was enough volume, or if they needed 2 cores. He said 1 core & 1 grab is good.

Set up on 24A-0155 this is a duplicate on B - we will need 2 cores here.

0946 Begin first core @ 24A-0155
0947 End coring - hit refusal on rock

1025 Begin coring core 2 of 24A-0155
1021 End coring - hit refusal on rock

Cores transferred to P. Winchell on land. S Howe coming to pick them up.

Heading to 24A-0154

1057 Cores & grab sediment transferred to processing team.

10/15/24

Rite in the Rain

Location LNR Date 10/15/24

Project / Client EPA 60703400

24A-0154

1103 Begin coring

1105 End coring - refusal on rock
Pen 1.0' Rec 0.5' not retained

They are probing for a better area to core. The best location they found without going more than halfway to the next stations the probe went in ~2ft. They will attempt a core here.

1155 Begin coring at best location

1158 End coring - refusal on rock
pen 1.6' rec 1.6'

1210 Grab taken

1217 M. Barrett transfers core & grab to PWinchell on shore

Heading to 24A-0152
Will probe along the way as they get past halfway from 0154, and continue around station.

10/15/24

Location LNR Date 10/15/24

Project / Client EPA 60703400

They found a location with ~2' of penetration with the probe.

24A-0152

1242 begin coring

1245 end coring - hit refusal on rock
1.5 pen 1.1 rec

Because recovery is <80% they will try for another core, but will retain the first core.

1307 Begin coring attempt 2

1311 End coring - refusal on rock
1.5 pen 1.5 rec.

Can use 24A-0152 first attempt for extra A layer volume.

Head to 24A-0156. Probing on station is hard-rock, probing further out heading towards 24A-0152 is softer. They will core where probe went in furthest.

10/15/24

Rite in the Rain

Location LNR Date 10/15/24

Project / Client EPA 60703400

24A-0156

1358 Begin coring

1401 End coring - refusal on rocks
Pen 1.8' Rec 1.6'

1416 Grab for volume - added from 3 different attempts

Head to 24A-0158 - they need to move one of the anchor ropes so the 3-pt spread can reach the station.

Probing - getting dense gravel ~0.5' down at the station location. They will probe around to see if they can find a better location.

24A-0158

1452 Begin coring

1454 End coring - refusal on rock
2.0 pen 1.9 rec.

RAW 10/15/24

Location LNR Date 10/15/24

Project / Client EPA 60703400

1510 24A-0158
Grab

Heading to station 24A-0151
They tried probing on the station - it was hard, went upstream and towards shores - not better. They went downstream a bit and it seems like they might be able to get something.

24A-0151

1548 Begin coring

1551 End coring - refusal on rock
Pen 2.6' Rec 2.8'
There is a lot of sand in the core and it expanded with the vibrations.

1606 Grab collected but it's all water

1607 Attempt 2 - has some sediment

1612 OSI begins to pick up anchor lines. Then they

RAW 10/15/24

Rite in the Rain

Location LNR Date 10/15/24

Project / Client EPA 60703400

will travel upstream to the canoe launch for the night.

1630 OSI back at canoe launch to de mob & wait for security.

P. Winchell will transport the last core & grab to the site trailer for cold storage overnight.

1720 PWinchell off site

10/15/24

Location LNR Date 10/16/24

Project / Client EPA 60703400

0630 PWinchell arrives @ site trailer. M. Barrett (OSI) will arrive by 0700 to pick up battery. Vibracoring near dam to continue today - we have 9 of 18 stations left.

0700 MBarrett picks up battery - all head to canoe launch. Andrea & Evan already on-site & have relieved the security guard.

0740 OSI heads downstream

They cannot get Pondu under the bridge. They have to disassemble part of the frame over the moon pool to be able to get under the bridge.

0816 Pondu makes it under the bridge. Now they have to re-assemble the parts they had to remove.

10/16/24

Rain in the Rain

16

Location LNR Date 10/16/24

Project / Client EPA 60703400

0811 Call to M Fasca to explain the situation and asked her to call K Carbonneau to ~~not~~ explain and ask if DCR has a boat to add any additional boards - or to see if they might be able to remove a layer to allow more water through

0827 Begin to set out anchor lines.

Probing around sta 24A-0149 to find a good coring location

0900 They found one area that they got 2' of penetration with the probe. They will core there.

24A-0149

0910 Begin coring

0913 End coring - hit refusal on rock.
Pen 1.3' Rec 1.1'

0929 Grab obtained

10/16/24

Location LNR Date 10/16/24

17

Project / Client EPA 60703400

Will head to 24A-0146

Probing around the station indicates there is one area with softer layer approx 2' deep, over rock. They will core there.

1000 Begin coring

1003 End coring - refusal on rock
2.0 pen 2.1 rec

1010 Grab

S. Howe will come for the cores/grabs. M. Barrett transfers to P. Winchell on shore.

DSI heads to 24A-0148

Cores & grabs transferred to S. Howe.

0ST found 1 location by probing - only penetrated 1 ft. max

10/16/24

Rite in the Rain

Location LNR Date 10/16/24

Project / Client EPA 60703400

24A-0148

1104 Begin coring

1106 End coring - hit refusal on rock.
Pen 1.4' Rec 1.4'

1120 Grab obtained

Head to 24A-0150
probing around the station to find the best location for coring.

24A-0150

1145 Begin coring

1147 End coring - hit refusal on rock
2.0' pen 1.8' rec

1155 Grab sampling begins - not much sediment coming up in the grabs. It's mostly organic matter sticks, leaves, etc.

1207 Grab attempts end - 12 attempts made in that timeframe.

S. Howe picks up cores & grabs for processing

10/16/24

Location LNR Date 10/16/24

Project / Client EPA 60703400

DST heading to 24A-0153
probing at station and around to the south (towards shore) finds only 0.5' as the best penetration. They will try further north - towards the middle, but w/out crossing more than 50% to the next station location. P. Windell is concerned that all the "best" locations are towards the center and stations will be grouped too close together. Calls K. Durocher to ask if it's better to get actual station locations, or to get "best" locations. She said to go with QAPP - take an attempt at the actual, then find the "best" location. Since we aren't getting C-horizons (only 1 so far) we have extra samples that can be obtained from other new locations.

Sta 24A-0153

1309 Core attempt 12.5' from station location
0 pen 0 rec refusal on rock

Kate in the Rain

10/16/24

Location LNR Date 10/16/24

Project / Client EPA 60703400

Sta. 24A-0153

1328 Core attempt 2 after moving no more than halfway between it and other stations - probing to find the best potential station location.

1330 End coring - hit refusal on rock. 1.0' pen 0.8' rec

1341 Grab attempt 1 no sediment
attempt 2 1 piece of wood
attempt 3 - some sediment
attempt 4 - 1 twig in jaws
5 - some sediment

1346 6 - some sediment

reposition anchor lines
S. Howe picks up last station
24A-0142

1410 Attempt 1 - 0 Pen 0 rec - refusal on rock
probe around to find a softer location

10/16/24

Location LNR Date 10/16/24

Project / Client EPA 60703400

1431 Begin coring attempt 2
24A-0142

1433 End coring - hit refusal on rock
pen 1.0' rec 0.8'

1447 Grab attempts begin

1454 7th and final grab to get enough volume.
24A-0145

1505 Attempt 1 - 0 pen - hit refusal on rock 0 rec

1544 Attempt 2 - after probing to find a suitable core location

1545 End coring - hit refusal on rock
Pen 1.1 Rec 0.9

1554 Grab attempt 1 - no good - object in jaws
2 - gravel
3 - some sand w/gravel
4 - gravel
5 - little sand & gravel
6 - little sand & gravel

10/16/24

Rita in the Rain

Location LNR Date 10/16/24

Project / Client EPA 60703400

244-0145 Continued
Grabs cont.
7- gravel
8- Organic matter- leaves, roots w/some sediment
9 - Same as 8
1602 10 - gravel

We will stop now to get under bridge & back to canoe launch to demob by 1700.

1625 Back at canoe launch - demob begins. PWinchell will bring last 2 stations of cores + grabs back to site trailer for overnight refrigeration.

1710 P. Winchell offsite

10/16/24

10/16/24

Location LNR Date 10/17/24

Project / Client EPA 60703400

0630 PWinchell on-site at site trailer. Wait for M. Barrett to arrive to pick up battery.

0702 M Barrett arrives, gets battery & heads over to Central Ave canoe launch. PWinchell follows. OSI - Addison & Evan are already there.

0740 OSI heads downstream to the dam. There are 2 stations left to obtain in the vibracoring area, but more may be added since we did not get to the "C" horizon in any but one location. K Dupocher was going to ask EPA if they would like additional locations. We might also be able to switch over to grab locations, but the AECOM jon boats are still being used by fishing crew

10/17/24

Rite in the Rain

Location LNR Date 10/17/24

Project / Client EPA 60703400

0805 OSI under bridge and setting out anchor lines, and preparing coring gear.

Set up on station 24A-0147
Probing around the station finds mostly rock at the surface - no overlying sediment.
24A-0147

0830 Core attempt 1
No penetration, no recovery all rock

Probing around the station to see where a core might be obtained. Found a location in front of a downed tree

Core attempt 2

0901 Begin coring

0903 End coring
Pen 1.5' Rec 1.4'

0916 Grab - organic material ; water

DMW 10/17/24

Location LNR Date 10/17/24

Project / Client EPA 60703400

24A-0147

0920 Grab 2, 3, 4 needed to get enough sediment

Moving to station 24A-0144

0940 M. Barrett transfers core + grab to S. Howe
24A-0144

0940 Core 1 - at station
0 pen 0 rec
probing at/around station determines it's all hard bottom there. They will continue to move around the station area to try to find a suitable coring location. They are having issues finding any area where the probe goes in more than 0.5'.

1015 Core attempt 2
~~1015~~ 0.2 pen 0.2 rec - not retained
cobble in core ~3" piece

DMW 10/17/24

Rite in the Rain

Location LNR Date 10/17/24

Project / Client EPA 60703400

24A-0144 cont.
Core attempt 3 - moved a bit more to the middle of the river, but not more than 1/2 to adjacent stations.

1033 Attempt 3
Open core - the core was skating around on rocks.

Called M Fasca to see what we should do here - and ask about the remainder of the day. It's not clear what the rest of the day will be yet. We will try 5 grab attempts at the location of core attempt 2 to see if we can get any sediment to sample.

1050 Grab 1, 2, nothing, 4 little organics + sediment, 5 same as 3, There is some sediment in the pan - we'll send back for

RMW 10/17/24

Location LNR Date 10/17/24

Project / Client EPA 60703400

processing whatever is there.

M. Fasca texts that K. Durocher sent an email that they are working on approval for additional stations. We will stay in general area - will return to cars, but will stay along this stretch of river (between dam & canoe launch).

The plan is for us to collect grabs for the rest of the day. P. Winchell will process VOA vials on shore - the rest of the sediment will be returned to site for additional processing. P. Winchell returns to site trailer to pick up supplies needed.

1140 Return to canoe launch and tell OSI the plan. We'll figure out some logistics and sample ASAP.

RMW 10/17/24

Location LNR Date 10/17/24

Project / Client EPA 60703400

Grab samples will begin at Sta 24A-0139 - an MS/MSD station. They will need to fill 3 pans.

1330 Grabs begin - they fill 3 pans
1335 pan 2
1340 pan 3

3 sets of VOA vials

1330 24A-0139-AS MEOH 5.03g 5.03g
H2O 5.14g
H2O 4.88g
MEOH 4.64g H2O 4.91 : 4.61g
" 5.13g " 5.04g ; 5.24g

24A-0140
Nothing at original station location - offset
1357 Grabs
1440 Samples MEOH 5.24g
P. Winchell having difficulty filling the vials. The pan is full of decaying leaves and

10/17/24

Location LNR Date 10/17/24

Project / Client EPA 60703400

silty water. No real sediment.
S. Howe comes to pick up and P. Winchell asks him about 24A-0140. He thought they "might" be able to get a PCB jar out of the whole pan but then VOCs aren't needed. Evan brings 24A-0137 collected @ 1435. S. Howe says it's better than 24A-0140, but still wouldn't be enough to collect all analytes so if used VOC's aren't needed. The pan was full of plants w/sediment adhered to roots. Evan said they will try again at both 24A-0140 and 24A-137 - trying to find better sediment.

1455 24A-0140 3-grabs to fill pan for volume. The pan had a lot of gravel. Not sure there would be enough good sediment.

10/17/24

Location LNR Date 10/7/24

Project / Client EPA 60703400

for all analytes.

24A-0137 2nd attempt
Grabs begin @ 1510 - took 9 grabs for the pan transfered to P. Winchell

1521 VOCs MEOH 5.33g
H_2O 4.80g & 5.02g

1530 Sta 24A-0138 - offset from actual station
took 9 attempts, but pan does not have enough volume to fill all jars. P. Winchell doesn't take VOC's. Sampling plan states "Up to 3 attempts will be made to collect an acceptable grab and sufficient sample volume at each station. The field team will attempt up to 2 alternate station locations. 1 attempt at first alt - 2 add'l attempts may be made. If no acceptable sample, 1 attempt

AMW 10/17/24

Location LNR Date 10/7/24

Project / Client EPA 60703400

will be made at the 2nd alt. location. Up to 2 add'l attempts may be made at the 2nd alt location." Therefore, a total of 9 grab attempts/station. OSI has been taking more than that - or if they stop @ 9 there is not enough volume for all jars. We need to discuss the sampling methodology & priorities. If more grabs are needed/station do we need fewer stations to offset?

1550 We end the day so OSI can get Ponder back to Sanoe launch + demob; and so P. Winchell can discuss priorities going forward.

1010 S Howe picks up remaining pans & vials.

1613 P Winchell will return to car, then site trailer

AMW 10/17/24

Location LNR Date 10/17/24

Project / Client EPA

P. Winchell discusses issues with K. Cadmus on drive home. K. Cadmus informs her they will do as many grabs as needed to get volume (in an area where sediment is obtainable).

P. Winchell left site ~ 1655.

10/17/24

Location LNR Date 10/18/24

Project / Client EPA 60703400

0630 P. Winchell on site at trailer - looking at coring locations on figure sent out by K. Durocher on 10/17/24 and approved for collection. These are additional cores to be obtained closer to the dam, but not more than 150 feet from it.

0700 At Central Ave canoe launch with M. Barnett, E. Shalagan & A. Hubble discussing plan for the day. K. Durocher calls P. Winchell to explain coring locations and why chosen - try to avoid collecting where previous cores have been collected, try to get something in middle.

0740 Leave w/ Pondu + jon boat to head downstream to dam area.

0755 Pondu in area, setting up anchor lines.

10/18/24

Location LNR Date 10/18/24

Project / Client EPA 60703400

0805 On station and setting up for coring. They probe around the station area as well.
24A-0169

0831 Coring begins

0833 Coring ends - hit refusal on rock
pen 2.0' rec 1.8'

0847 Grab attempt 1 - sand & gravel
attempt 2 - same

Will move to sta. 24A-0170

24A-0170

0912 Begin coring

0914 End coring - hit refusal on rock
pen 2.5 rec 2.5

0927 Grab attempt 1
attempt 2 & 3

0950 At Sta 24A-0171
doing some probing to find the best coring location

AHW 10/18/24

Location LNR Date 10/18/24

Project / Client EPA 60703400

Sta 24A-0171

1001 Begin coring

1003 End coring - refusal on rock
3.5 pen 3.0 rec

1020 Grab - 3 attempts

All 3 coring stations have been obtained. We will switch over to get more grab stations. P. Winchell heads to site trailer to get supplies, OSI brings Ponder back to the canoe launch and will work off the jonboat.

1120 Back at pedestrian bridge to try to get Stations 24A-0135 and 24A-0136.

1155 Return w/ 24A-0136

1200 VOC's - P Winchell can't get VOC's out of either of the 2 pans they sent back. One is

AHW 10/18/24

Location LNR Date 10/18/24

Project / Client EPA 60703400

all gravel, the other is all decaying leaves & silty water. Texted S. Howe.

1205 Sta 24A-0135 grab 1 obtained - 3 attempts

1218 SVOCs MeOH 513g
H_2O

Battery on the scale dies before the 3rd VOC is obtained. M. Fasca will bring another battery here.

1245 M Fasca brings battery & picks up the pans & vials. P. Winchell packs up, then will go check on OSI at the canoe launch.

OSI continuing to demob Pond 1. PWinchell returns to site trailer and helps process cores/grabs for the rest of the day.

10/18/24

End of day - C. Steve Howe takes notes for rest of grab stas.

Location Date

Project / Client

Rite in the Rain

LNR Phase II Sediment Sampling
9/16/2024 - 10/30/2024

Trailer Team

USEPA Lower Neponset River 9/16/24

Personnel: Madeline Fasca (MF), Tianzhen Nie (TN), Lilly Taylor (LT). Rick Purdy (RP).

0800 MF, TN, LT, RP on-site

0820 Held tailgate meeting. See tailgate safety log for details.

1045 field team heads out to begin sampling.

1100 RP off-site

1520 field team on-site, finished for the day

1630 field team off-site

1725 American expediting on-site to pick up coolers
Alliance technical group
7786 1707 4001
Eurofins
7786 1695 3163
Chemtex 7786 1745 5236

Rite in the Rain.

88 US EPA Level Neponset River 9/16/24
1730 MF, LT, TN off-site



USEPA Lower Neponset River 9/17/24

AECOM Personnel: Madeline F. (MF),
Lilly Taylor (LT),
Tianzhen Nie (TN)
Richard Purdy (RP)

0800 RP on-site, MF on-site
0830 LT on-site
0845 TN on-site
Held tailgate meeting led by RP. See today's safety log for details.
0900 Field team back on-site due to health and safety incident (Bee Sting)
0950 field team (JL, SH) head back out to location 54. PW off-site to return to hotel.
1330 RP off-site
1500 field team back at trailer.
1540 Relinquish samples to America expediting courier
Alliance tech group: 7786 3682 2813
Chemtex: 7786 3693 0711
eurofins: 7786 3677 5300
1715 MF, TN, LT off-site

Rite in the Rain

90 USEPA Lower Neponset River 9/18/24

AECOM Personnel: Madeline F. (MF).
Lilly T. (LT)
Tianzhen Nie (TN)

0830	MF	on-site
0900	LT	on-site
1300	LT	off-site to pick up Samples
1320	LT	back on-site at trailer
1510	field team (SH, JL, SB)	Back on-site at the trailer.
1525	Relinquish SBS samples to the SBS courier.	
1515	TN	on-site. LATE ENTRY
~~1520~~ mf	9/18/24	
1545	JL	off-site
1610	SH	off-site
1630	American expediting courier	on-site to pick up samples
	7786 6442 2180	
	7786 6451 8862	
	7786 6436 3224	
1730	TN and MF	off-site

MF 9/18/24

USEPA Lower Neponset River 9/19/24

AECOM Personnel: Madeline F. (MF)
Rick Purdy (RP)
Lilly Taylor (LT)
Tianzhen Nie (TN)

0745 RP on-site
0800 MF on-site
0845 LT and TN on-site
1215 RP off-site
~~1400~~ MF 9/19/24
1600 field team back at trailer
1630 TN off-site
1640 SH, WM, JL off-site
1650 American expediting on-site to pick up samples
Alliance Airbill: 7786 9009 0525
Chemtek airbill: 7786 9016 3226
eurofins airbill: 7786 9005 2178
1730 LT and MF off-site

9/19/24
Madeline

Rite in the Rain

USEPA Lower Neponset River 9/20/24

AECOM Personnel: Madeline F. (MF),
Lilly T. (LT)
Tianzhen N. (TN)

0830	MF	on-site
0900	LT	on-site
1300	RP	on-site
1345	TN	on-site
1500	field team	back at trailer
1520	SGS courier	on-site to pick up samples.
1545	field team	off-site
1700	TN	off-site

American expediting on-site to pick up coolers.

Alliance Airbill: 7787 1464 9179
Chemtex Airbill: 7787 1477 8877
eurofins Airbill: 7787 1459 5131

1730 MF, LT, RP off-site

9/20/24
Maddy Lane

AECOM Personnel: Madeline Fasca (MF)
Rick Purdy (RP)
Lilly Taylor (LT)

0745 RP on-site
0800 MF on-site
0840 Waverly Branstein (WB) on-site
0900 LT on-site
1200 WB off-site
1315 Jos. E Lynch (JL), Walter McKenna (WM) on-site
1430 JL and WM off-site
1500 RP off-site
1530 field team back at trailer
1545 field team offsite
1620 American expediting on-site to pick up ~~samples~~ to deliver to ~~fedex~~ MF 9/23/24 fedex
Alliance Lab airbill: 7787 5724 1824
Chemtex airbill: 7787 5737 0477
Eurofins airbill: 7787 5743 5510
1700 MF, LT off-site

Madeline Fasca 9/23/24

94 USEPA Lower Neponset River 9/24/24

AECOM Personnel: Madeline F. (MF), Lilly T. (LT), Rick P. (RP), Taylor W. (TW), Jeremy P. (JP).

0615 RP on-site

0630 TW and JP on-site

0800 MF on-site, LT on-site

0905 field team back on-site, Sampler was stung by a bee, EPA and visitors on-site, NOAA on-site, USPHS on-site

0950 field team mebs back to braided channel for sampling

1207 EPA, NOAA and USPHS ~~off~~ MF 9/24/24 off-site

1312 LT off-site to pick up samples from field team

1340 LT back at trailer

1511 field team back on-site
field team off-site

1632 American expediting on-site to pick up and ship coolers.
~~Alliance~~
Airbills: # 7787 8770 8898
7787 8778 7502
7787 8787 4181

1730 LT and MF off-site — MF 9/24/24

USEPA Lower Neponset River 9/25/24

AECOM	Personnel: Madeline F. (MF), Lilly T. (LT), Walter M (WM), Jeremy P (JP), Taylor W (TW).	
0800	MF on-site	
0845	JP on-site	
0850	WM and TW on-site	
0905	LT on-site	
1500	field team on-site	
1520	Relinquish samples to S&S courier	
1605	field team off-site	
1620	American expediting on-site to pick up samples.	
	Airbills: 7788 1465 0131	
	7788 1466 4137	
	7788 1467 5477	
1625	WM and JP off-site	
1700	MF and LT off-site	

Madeline F. 9/25/24

96 USEPA Lower Neponset River 9/26/24

Aecom Personel: Maddine F. (MF), Lilly T. (LT)

0800	mf on-site
0900	LT on-site
0945	Rick P. (RP) on-site
1240	LT off-site to pick up Samples
1315	RP off-site
1330	LT on-site
1534	field team back on-site.
1550	Relinquish Samples to SGS Caller. Note team is not shipping samples collected today to Alliance tech, eurofins and chemtex due to inclement weather conditions.
1700	~~fie~~ mf 9/26/24 MF, LT off-site

Maddine for 9/26/24

AECOM Personnel: Madeline f (MF), Lilly T (LT)

0830 MF on-site

0945 LT on-site

1420 field team back on-site

1508 Relinquish samples to the SGS courier.
Note team is not shipping samples collected today to Alliance tech, eurofins and chemtex due to weather.

1600 MF, LT, field team off-site.

Madeline f 9/27/24

98 USEPA Lower Neponset River 9/30/24

AECOM Personnel: Madeline F. (MF)
Lilly T. (LT)

0745	MF	on-site
0845	LT	on-site
1330	FT	back on-site
1630	field team	off-site
	American expediting	on-site to pick up coolers for shipping.
1700	MF and LT	off-site

Madeline F. 9/30/24

USEPA Lower Neponset River 10/1/24

AECOM Personnel: Madeline F. (MF)
Lilly T. (LT)

0730 MF on-site
0845 LT on-site
1330 field team back on-site at trailer
1420 field team off-site
↑ mecican expediting on-site to pick up coolers for shipping
Airbills:
Alliance tech group
7789 4571 3896
chemtex
7789 3955 4299
eurofins
7789 4620 7606
1730 MF and LT off-site

Madeline F. 10/1/24

USEPA 100 Lower Neponset River 10/2/24

AECOM Personnel: Madeline F (MF), Lilly T. (LT.)

0800 MF and LT on-site

1219 LT off-site to pick up samples from the field team

1240 LT back on-site

1510 Field team back at site trailer.

1535 Relinquish samples to SGS courier

1600 Field team off-site

1645 American expediting to on-site to pick up samples to be shipped to eurofins, Alliance tech and Chemtex Labs. 10/2/24 MF

Airbills
7789 6617 7053
7789 6595 5087
7789 6613 3135

1730 MF and LT off-site

Madeline F 10/2/24

AECOM Personnel: Madeline E. (MF), Lilly T (LT)

0800 MF onsite
0930 LT onsite, RP on-site
1407 field team back on-site at staging Area
1423 field team off-site to recon Pine Tree brook Area
1600 RP off-site
1637 American expediting on-site to pick up coolers for shipping to Alliance tech. chemtex and eurofins labs
Airbills
7789 8939 9488
7789 8946 2759
7789 8943 1716
1646 field team back at staging Area
1700 field team off-site
1730 MF and LT off-site

Maddy for 10/3/24

102 USEPA Lower Neponset River 10/4/24

AECOM Personel: Madeline F (MF), Lilly T. (LT)

0800 mf onsite

0845 LT onsite

1300 field team back at Staging Area

1400 field team and trailer team attend security Safety meeting.

1430 field team off-site

1442 American expediting courier on-site to pick up coolers for shipping to eurofins, Alliance, and Chemtex.

Airbills #

7790 1242 0775

7790 1245 7224

7790 1247 F211

~~SGS~~ mf 10/4/24 Relinquish samples to

1450 SGS courier

1600 LT and mf off-site

Maddy fasa 10/4/24

USEPA Lower Nepaug River 10/7/24

AECOM Personnel: Maddy F (MF)
Lilly T (LT)

0736 MF on-site
0830 LT on-site
1000 LT off-site to pick up samples from field team
1040 LT back on-site
1315 field team back on-site
1345 field team off-site
1415 American expediting on-site to pick up coolers for shipping to eurofins, Alliance and chemtek labs.
Airbills:
7790 5659 2114
7790 5660 2211
7790 5661 1797
1630 LT and MF off-site

Maddy Fasce 10/7/24

104 USEPA Lower Nepaset River 10/8/24

AECOM Personnel: Madeline f. (Mf), Lilly T (LT)

0800 Mf on-site

0830 LT on-site

1246 field team back on-site

1300 field team off-site

1435 Relinquish Samples to SGS courier

1543 American expediting on-site to pick up coolers for shipping to Alliance tech, Chemtex and eurofins.

Airbills:

7790 8791 3065

7790 8793 0561

7790 8795 5094

1630 LT and Mf



USEPA Lower Neponset River 10/14/24

AECOM Personnel: Madeline F. (MF)
Lilly T (LT)
field team: Steve H. (SH),
Megan G (MG), Danny F (DF)
Matt H (MH).

0800	MF	on-site
0900	SH	on-site
0930	LT	on-site
1000	MH and Df	on-site
1410	MG and SH	off-site to pick up Samples
1500	MG and SH	on-site
1546	MH and SH	off-site to pick up Samples.
1600	MH on SH	back on-site
1646	MG, DF, MH	off-site
1653	SH	off-site
1730	LT and MF	off-site

for
Matt
10/14/24

Rite in the Rain

106 USEPA Lower Neponset River 10/15/24

AECOM Personnel: Madeline F. (MF), Lilly T. (LT), Megan G. (MG), Steve H. (SH), Matt H. (MH) Danny F. (DF)

0730 MF, MG, DF, SH on-site

0745 LT on-site

0900 MH on-site

1030 SH, MG and DF off-site to pick up cores.

1115 SH, MG and DF on-site

1350 SH and MH off-site to pick up cores.

1415 SH and MH onsite

1535 Relinquish samples to SGS courier.

1620 America expediting carier on-site to pick up coolers for shipping to Alliance tech, ~~SGS~~ MF 10/15/24 chemtex and eurofins labs.

Airbills

7792 6758 1083

7792 6759 6914

7792 6764 3063

1630 field team off-site

1730 MF and LT off-site

Maddy Fasca 10/15/24

USEPA Lower Nepanset River 10/16/24

AECOM Personnel: Madeline F. (MF), Lilly T. (LT), Megan G. (MG), Steve H. (SH), Matt H. (MH), Danny F (DF) Rich P. (RP).

0730 MF, MG, SH, DF on-site
0800 LT on-site
0810 MH on-site
0900 RP on-site
1010 SH off-site to pick up cores.
1050 SH on-site
1530 field team off-site
1600 American expediting on-site to pick up coolers for shipping to SGS, Alliance, Eurofins and Chemtex labs

Airbills

7793	0438	7794
7792	9477	2401
7792	9478	1689
7792	9479	3720

1730 LT and MH off-site

Ready for 10/16/24

Rain or shine

USEPA Lower Neponset River 10/17/24

AECOM Personnel: Madeline F (MF), Lilly T (LT), Megan G (MG), Steve H. (SH), Danny F (DF), Matt H. (MH).

0700	MH on-site
0730	MG, SH, DF, MF on-site
0745	LT on-site
0940	SH and MH off-site to pick up core
1000	SH and MH on-site
1245	MG and DF ~~off~~ MF 10/17/24 off-site
1550	Relinquish samples to S&S courier
1625	MH off-site
1650	American expediting courier on-site to pick up Coolers for shipping to Alliance, chemtex and eurofins Labs

Airbills
7793 2208 0014
7793 2210 9966
7793 2212 3981

1730 LT and MF off-site

Madeline for 10/17/24

AECOM Personnel: Madeline F. (MF), Lilly T. (LLT), Matt H. (MH), Steve H. (SH).

0730 MF and MH on-site
0740 SH on-site
LT on-site
1000 SH and MH off-site to pick up coolers
1100 SH and MH on-site
1540 Relinquish samples to the SGS courier
1555 SH and MH off-site
1635 American expediting on-site to pick up coolers for shipping to eurofins, Alliance and chemtex.

Tracking #'s
7793 5022 0860
7793 5020 3559
7793 5018 9621

1730 MF and LT off-site

Matthew Hess 10/18/24

110 USEPA Lower Neponset River 10/4/24

AECOM Personnel: Madeline F. (MF),
Lilly T. (LT),

0730 MF and LT on site
1330 LT and MF off-site to pick up samples
1430 MF and LT on-site
1450 Relinquish samples to the SLS courier
16.10 Field team back on-site
16.40 field team off-site
1725 American expediting on-site to pick-up coolers for shipping to Alliance, chemtech and eurofins labs.
Tracking numbers:
7793 8519 6646
7793 8519 2427
7793 8519 5139
1730 MF and LT off-site

Maddy Tara 10/27/24

AECOM Personnel: Madeline F. (MF),
Lilly T. (LT),
Eric M. (EM).

0730 MF on-site
0745 LT on-site
0900 EM on-site
1000 EM and LT off-site to pick up samples
1025 EM and LT on-site
1333 LT and EM off-site to pick up samples
1410 LT and EM on-site
1430 Relinquish samples to the SLS Courier.
1531 field team back on-site
1610 field team off-site
1727 American expediting on-site to pick up coolers for shipping to alliance, eurofins, chemtex
Tracking numbers.
7794 4317 4480
7794 2870 4160
7794 2869 6455
7794 2868 6580
1730 LT and MF off-site

USEPA Lower Neponset River 10/23/24

AECOM Personnel. Madeline F. (MF)
Lilly T. (LT)

0800 LT and MF on-site
1340 MF and LT off-site to pick up samples
1405 LT and MF on-site
1545 field team back at staging area, finished Sampling for the day.
1600 field team off-site
1623 American expediting on-site to pick up coolers for shipping to SGS, eurofins alliance and chemtex labs

Tracking numbers:

7794	5867	1020
7794	5865	9133
7794	6985	5862
7794	5863	4130
4214	9283	4998

1730 LT and MF off-site

Maddy face 10/23/24

AECOM Personnel: Madeline F. (MF), Lilly T. (LT).

0900 MF on-site
0900 LT on-site
1035 LT off-site to pick up Samples
1120 LT on-site
1425 Relinquish Samples to FedEx Courier
1540 field team back at Staging Area
1630 American expediting on-site to pick up coolers for Shipping to eurofins, Alliance, chemtex Labs.

Tracking numbers:

7794	8733	0371
7794	8757	0602
7794	8731	9993
7794	8731	3092
7794	9770	9621

1640 field team off-site
1730 LT and MF off-site

Maddy faxed 10/24/24

Rite in the Rain.

USEPA Lower Neponset River 10/25/24

AECOM Personnel: Madeline F. (MF), Lilly T. (LT)

0730 LT on-site

0800 MF on-site

1520 field team off-site for the day. Relinquish samples to the SGS courier.

1640 American expediting courier on-site to pick up coolers for shipping to eurofins, alliance and chemtex labs

Tracking numbers:

7795 1530 5374

7795 1532 0411

7795 1533 5149

7795 1568 8806

7795 1570 ~~4637~~ 9256 MF 10/25/24

1730 LT and MF off-site

AECOM Personnel. Madeline F. (MF)
Lilly T. (LT)
Rick P. (RP).

0740 MF on-site
0815 LT on-site
1100 RP on-site
1540 field team back on-site at the Staging Area
1600 field team off-site
1655 American expediting on-site to pick up coolers for shipping to SGS, eurofins, alliance and chemtek labs.
Tracking numbers:
7795 6224 3746
7795 6226 7710
7795 6229 0009
4219 9283 5376
1730 LT and MF off-site



Rite in the Rain

USEPA Lower Neponset River 10/29/24

AECOM Personnel: Madeline F (MF), Lilly T. (LT)

0750 MF on-site

0815 LT on-site

1206 field team back at staging Area

1210 field team off-site

MF and LT off-site to bring coolers to fedex to shipping to SGS, Alliance, Chemtex and eurofins labs.

Tracking numbers:

4219	9283	5387
7795	9227	4542
7795	9225	0795
7795	9223	5968

Madeline Fasce 10/29/24

USEPA Lower Nepaset River 10/3/24

AECOM Personnel: Madeline F. (MF),
Lilly T (LT)

0726 MF on-site
0800 LT on-site
0950 field team back at staging area to drop off samples
1002 field team off-site
1510 field team back on-site
1538 American expediting on-site to pick up coolers for shipping to ~~SGS~~ MK 10/3/24 eurofins, Southwest Research, and Pace labs.
Tracking numbers:
7795 1908 0553, 7795 1908 0553
7796 2059 7718, 7796 1910 6637
7796 2093 8628, 7796 1911 8377
7796 2030 3031, 7796 1912 7978
7796 1969 1502, 7796 2096 7532
1630 MF and LT off-site

Maddy Fata
10/3/24

LNR Phase II Mussel Cage Deployment, Checks, Retrieval

6/19/2024 - 9/24/2024

TACOMA, WA, USA
EST. 1916
Rite in the Rain
DEFYING MOTHER NATURE

Name Sean Maxwell

Address AECOM
1155 Elm St, Manchester, NH

Phone

Project 60703400 2.1PH2 Field

MADE USA · RITE GREEN · Archival paper

RiteintheRain.com

CONTENTS

PAGE	REFERENCE	DATE
	Lower Nepaset River Mussels	6/24

Acclimation from (Site 6) started

6/19/24 - ~~Willet Pond~~ WQ 0733
Temp: 23.49 DO: 7.51 mg/L
cond: 0.348 mS/cm pH: 7.28

6/19/24 : Willet Pond [Source] WQ 0855
Temp: 26.25 DO: 8.61 mg/L
cond: 0.222 mS/cm pH: 7.64
Sunny pond is likely ↑ DO because of respiring phytoplankton. Temp is also higher here because of sun. Snorkelers noted many "pockets" of cooler water

6/19/24 Mussels - Wednesday 1st day

0630 - Meet @ Field Office @ Esplanade Park
Field Safety meeting w/ NAI and AECOM
Rick Purdy led a general meeting.
took WQ on site and cooler of water for acclimation
0730 - leave and drive to 400 Brook St on the North end of Willet pond. Parked at the fish and game club. Worked west from the entrance to the Parking lot along shore-line in water 0-3ft deep. collected mussels by wading with a view tube and shallow snorkelling. Targeted 50-90mm with a preference for 60-80mm. Pictures taken. Took WQ.

60 g target for analysis per cage
leave room for mortality (+ 15%) = 9 g extra
69 total g

10 mussel Subsample - Selected 5 out of that 10

L Measure in mm
70, 62, 76, 58, 63, 77, 73, 62, 82, 71
weight in g
4.13 | 6.7 | 13.8 | 4.9 | 8.8

37.54 g / 5 mussels = 7.5 g average | 69 g / 8.8 = 7.8

Grey Clipboard - Calipers

15/cage will allow some extra
If all survive, we will have ~112.5 g per cage. 52.5 g extra per cage

Completed collection @ 1130 3 C7 Kept
Coolers are holding water temp steady
~~1200~~ Hea mixed 50/50 water in coolers gradually
Kept 15 aside for depuration as T-0
1315
T-0 mussels placed in trailer @ 74°F which is same as native waters with bubbler
1330
Installed mussels that are hidden near the Nepenset Esplanade under an over-hanging tree in the water. ~120 meters DS of Canoe launch

Installation
4 size bins 60 - 80, 5mm bins
4,4,4,3 for 16 sets and 4,5,4,2 for last 2

1st Set - Area G

Set in Area G (near Trailer) @ ~3:30

cont. 2 pages

Access

River Street Access River Street Terrace
US of T + H Dam. Drop gear + go
For areas 1-4
Lewis Chewed may have access - There is
Billy + Rick something going on

Walter Baker Dam parking
Christopher Malone - Extra Space Storage
Knows us

1st Set cont - Area 6 (From pg 3)

Hard to conceal - will grow periphyton soon
Thought Sec datasheet for more info
Investigated access and water fluctuations
Off site @ 5pm

6/20/24 - Sets 7, 8, 9 + 5

Thursday (2nd day)

0615 arrive @ trailer - mob, get mussels in cooler. decide on boat operations. Check T0 mussels - All good

create cages, get mussels + measure into bags. load trucks. 0800 drive to Ryan Playground.

Build Raft. Build cages and load raft with cages + components

0920 leave from Ryan Playground access. Back track w/ Jack to go get life vests in trailer

Set 7, 8, + 9 down river, smelled charcoal ~~1230~~ - and petroleum smell @ Site 9. a little slower + deeper.

1230 - pulled out @ Central Ave canoe launch, decoumed, got lunch, gas Had a break.

1330 - arrived at trailer talked to Bart Hoskins (EPA), had lunch, Showed him pictures, Joe talked to him for ~1 hour discussed future studies

~1500 Mobed a set of cages and went to Area 5, below T+H dam.

Saved Pin along Trawen Highway w/ Bummy locked gate as OSY Access. got 2 sets behind the island DS from the access stairs.

1700 - return to trailer, sign out, clean cooler with mussels

1750 - leave site and finish notes

1430 - pulled T0 mussels from depuration and put in freezer. put sample # information on bag. They will tag it for processing and sending on Friday after frozen

Rite in the Rain

8

06/21/24 - Mussel Cage Set 4, 3, +1

0630 arrive @ trailer
Mobe for setting in Phase I area
Safety meeting - discuss access
0800 - leave and go to areas to scope
access: ① Near train Station (Fairmount T)
② @ the end of River St Terrace.
Started DS and moved up
Set 4 near the T+H Dam
area may have frequent foot traffic
Set 3 is upstream of the River St
Terrace where revetement begins and trail
goes up. Setting traps in this muddy
polluted area with very steep shores
was very difficult. We set with
pedestrian (wading) access since there is no boot
access in PH I, the mussels prefer shallower
water, and to make checks feasible.
~1430 Set #1 was placed in an access area
behind Truman Appartments. Similar
problems were experienced here as in the
other PH I sets.
1300 back @ the trailer divide materials,
check datasheets + leave @ ~1430
Postnote: There was some confusion with marking the
location of sets 3+4 as we tried to find suitable areas

07/08/24 Mussel Cage Check # 1 day

Sets #6, 5, 1, 3, 4 in order
Weather: 93 high, felt like 96
0630 - mobe + pack, safety meeting

0715 - check set #6, measure additional
mussels added to this set on last day
Use camera + inspection scope to
see mussels feeding, took pictures.
Remove all mussels and measure ~87 mussels
1030 - go to #5 below T+H dam open +
inspect.
1230 - go to Phase I area ~ #1 behind
Truman Appartments. pickup cages
b/c bank is too steep. replace cages
fix the anchor on the DS cage

1430 - Access 3+4 from Planet fitness
Much poison ivy. Could not find both
of #4 cages. Looked for 1 hour, wading is
difficult, water is murky, Cage was likely
pushed into the deep water off of the
steep shore or otherwise vandalized

1545 return to trailer - recuperate from

Input and plan for tomorrow; store equipment and clean

1745 - off site

Note: Water levels appeared to have dropped by ~ 3-8 inches depending on site (.025-.33ft)

07/09/24 Mussel Cage Check #1 day 2

Sets # 7, 8, 9

0630 met @ trailer decon + clean equipment

0800 check set 3+4 area for last pole, found it.

0820 Park @ Ryan Playground walk/wade to Sites 7, 8, 9. Bring view tube minimally invasive checks see data sheets for more notes All cages + mussels were good Site 9 is on the South side and has the trail beside it. We waked upstream to find good footing to exit. ~ Deer in an area with a dugout hole in the bank.

out @ 12:00 grabbed lunch and download worked on datasheet QC and stored materials for next time. off site 1355

@Trailer

Pack list Mussel Checks

YSI *Order*

- ✓ Clippers
- Viewtube
- long gloves XXL** need more**
- Tape **need more**
- inspection Camera
- ✓ extra cages
- ✓ extra dog stakes
- Polarized Sunglasses
- ✓ extra zipties (Heavy Duty)
- dry bag
- data sheets

Mussel Check #2 07/24/24

~30 day check

Arrive on Site @ 0640

Mobe for checking gather materials discuss safety

observed water levels dropped by ~0.75 Feet since last check @ the river by the trailer

~0800 went and checked #6

~0900 went and did 5, 4, + 3 in that order. See datasheets for detail

Found the other cage @ 4

1220 - lunch

Note - we estimated the numbers of live mussels by counting those that were visible and moving some rocks to count. This reduced disturbance in areas where the habitat was good we were fairly certain that there was 100% survival

320 - check 7, 8, 9

all good took separate WQ @ 2 sites for 7 and saw differences.

1600 Recovered and unpacked @ Site. Went to Walter Baker Dam to take pictures @ 1650.

left site from there ~ 17 13



Site 7 Sidenote 7/24/24

Dup site coordinate check

42.268841

-71.082570

1+2 over @ willow OS from the island tree

took other backup points in Maps Plus app

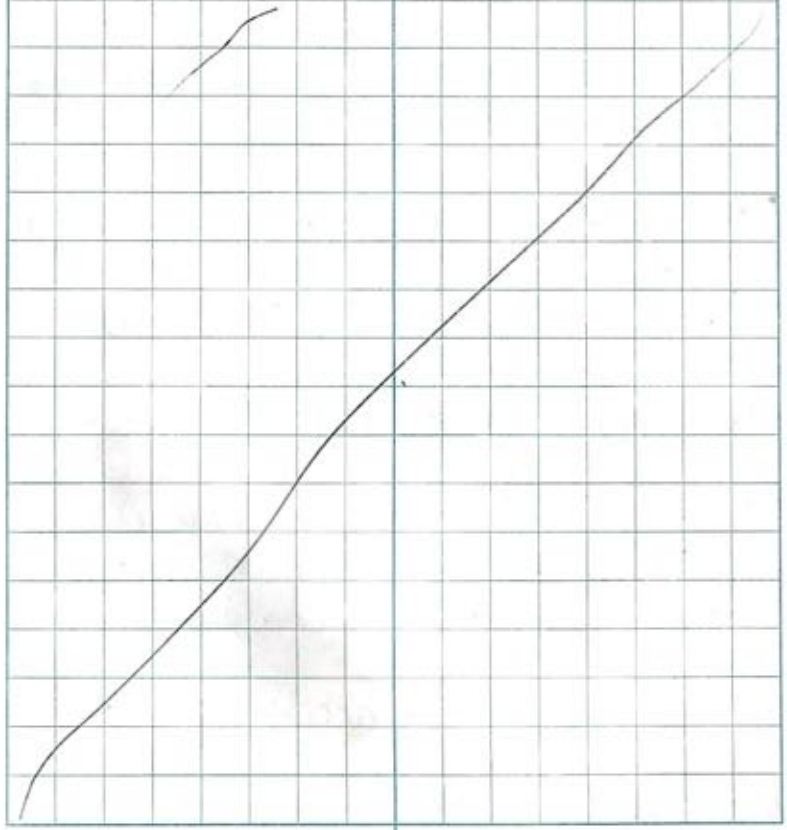

Rite in the Rain

8/19/2024 Mussel Cage Check #3

0730 WM AECOM onsite
0745 SB AECOM onsite
Weather:
70°F H 80 L 66 Cloudy
Rainy conditions @ 0900-1300
0755 mob to Area #1
0800 @ Area #1 for cage check
0832 Finish #1 check
0839 mob to areas #3-4
0846 Arrive @ Areas #3-4 access
0900 @ Area #3 for cage check
0934 @ area #4 for cage check
↳ 1007 mob back to staging area for supplies
1029 back @ areas #3-4 access
1048 Finish area #4 check
1052 mob to area #5
1103 @ access area for #5
1111 @ area #5 for cage check
1129 Finish cage check
1136 mob to ~~area~~ gun area #6
1149 @ area #6 access point (staging area)
1159 @ area #6 for cage check

pg 1/2

↳ Finish cage check, mob back to staging area for quick lunch
1236 mob to Ryan Playground to access Areas 7A (upstream), 7B (downstream), 8, 9 for rest of day
1312 @ #0087A
1329 Finish 7A, mob to 7B
1338 @ 7B for cage check
1358 @ 8 for cage check
1428 @ 9 for cage check
↳ Finish, mob back to Ryan Playground
1520 WM, SB offsite

pg 2/2

1200 WM, SL onsite @ Willett Pond, call w/ SM to discuss/ confirm scope, H&S

1226 Take WQ reading f/ Willett Pond:
19.8° C temperature
9.66 mg/L DO
260.2 -us/cm spec. cond.
7.59 pH
90.1 mV ORP
2.47 NTU turbidity

1232 Begin filling coolers (4) w/ Willett Pond water

1242 coolers filled w/ water, mob to LNR staging area, Milton

1314 SL, WM onsite @ LNR trailer

1337 4 (of 4) coolers aerating

1353 SL, WM mob to get charging blocks for portable aerators

1424 back @ staging area

~~1430 SL, WM offsite~~
gw

PJC/2

→ Late note:
1438 take WQ reading @ LNR:
17.7 °C temperature
~~96.1~~ 9.13 mg/L DO
501 -us/cm spec. cond.
7.20 pH
118.9 mV ORP
2.06 NTU turbidity

1445 WM, SL offsite

gw

PJC/2

09/24/24 LNR Mussels Pull Day

0615 - onsite + mobe
0630 - meet staff + put together materials

0700 - Safety meeting

0800 walk to retrieve Site 6 mussels w/ shore observer
0830 return and get going on measurements

0900 drive to site 5, Wade, take photos pull @ 0915, all good
1000 drop site 5 samples @ trailer, mob to braided channel (TA-B, 8, 9)
1045 arrive and collect TA, photos taken, all alive
1100 spoke w/ EPA (& others)
1105 arrive & collect TB, all good
RZ-15 R1-16
1130 arrive & collect 08
R1-19 R2-16
1205 arrive & collect 08
R1-16 R2-15
1215 mob back to trailer for sample drop off

1400 mob to site 1
1430 collect from site 1
1440 mob to site 3 + 4
1500 @ site 4
R1-15 R2-14
1530 @ site 3
R1-15 R2-14 (+ 1 dead)
1540 mob back to trailer
1555 - start depuration
1635 - Mussels deepurated and measured
1635 - Demob
1645 - offsite

SM

LNR Phase II Fish Sampling
10/9/2024 - 10/30/2024
Team 1

10/9/2024 EPA LNR FISH PH11

0630 LNR AECOM Fish team onsite
↳ review scope, HASP
↳ prepare equipment & review inventory

Team: SM, SM, SL, SP, WM

Afternoon: Wade upstream s/ trailer to ~RM 2.5
- set trot line
- rod & reel
- Catch:
  (1) LMB in PH11
  328.4 g
  280 mm
  Time: 1409

Habitat: POOL above 2nd rubble dam

WQ data:
14.8 °C
9.63 mg/L DO
626 SPC-uS/cm
7.28 pH
130.9 ORP mV
3.78 NTU

~1700 offsite

10/10/24 EPA LNR Fish

0750 Trot line set 1
4°
4 Fall Fish 0.1-0.2 lbs
1 Carp Fish 0.4 lbs

0900 Field team 1 goes to Home Depot for weights to attach to trot lines.

1100 Drop off trot lines (2) to team 2 at Central Ave.

1300 Team 1 (Josie Lynch & Jeremy Pica) prepare to place trot line in phase 2 area.

1411 Trot line set & point collected.
42.260693°N
71.106954°W

1427 Field team 1 going to check on trot line from this AM when

1447 field team 2 re-baited the trot line that was installed yesterday.

1447 Team 1 checked trot line that did not catch any fish.
↳ mob back to staging area.

1529 WQ Data:
15.2 °C
9.86 mg/L DO
643 SPC µS/cm
7.34 pH
196.5 ORP mV
3.89 NTU

10/11/24 LNR Fish PH II

0630 - Fish team onsite
- scope + H+S review
- prep equipment
Team: SM, JP, RP, JM

0815 Pickup deployed gear, launch @ Central Ave Bridge canoe launch

0845 - Pull up trot line just 300ft DS of Boat launch on South side of the River
Caught 1 Keeper BB ~0.65 lbs
2 small BB, 1 small Bluegill

0900 - Pull Trot line 250 ft us of pedestrian Bridge on South side
Caught: 2 candidate BB 1 ~0.8 lbs ~0.3 lbs
2 small BB
1 pumpkinseed

0920 Pull gillnet 30 ft downstream of (pedestrian) rail Bridge
caught nothing

0925 Pull gillnet 400 ft us of dam
caught nothing

LNR PHASE II FISH 10/11/24

0940 - Trot line set
~1000 Ft DS from Mussel Set #4
Lat 42.2C752N Long 72.0938 W
Caught 1 WS 3.3 lbs
BBH 1.1 lbs
small BBH-5 individuals

1000 pull out boat
1020 drive @ trailer + process fish
4 BBH and 1 WS put in freezer

243 mm is current minimum for BB

1130 clean gear, get ready for electrofishing

1230 WATER QUALITY @
CENTRAL AVE
YSI #
① TAKEN @ BASE OF STAIRS
12.3 C
79.2% DO 8.46 mg/L
679 SPC
7.29 pH
141.6 ORP
6.29 NTU

② AT OUTFALL ~1½ FT
12.4 C
82.8 DO% 8.82 mg/L
677 SPC µS/cm
7.23
219.1 ORP
3.33 NTU

1330 Electrofish up from Trailer to the trot line @ the first pool @
42.263105 N 71.097531 W
eels + small yoy fish observed, fish evading capture due to wide and flat habitat

1330 check Trotline by Train bridge @ Birch Hill rd
1 Dead Yellow Perch
1 Brown bull Head



Rite in the Rain

LNR FISH PH II 60703400 10/14

0630 Field team onsite
↳ prep, gather materials, boats
↳ H&S meeting
↳ mob to former Lewis Chemical boat launch
2 boat teams in PHI reach:
SM, WM (canoe)
SL, TW, SP (Son boat)

Begin rod & reel near Lewis Chem, then begin to set trot lines & gill nets

0955 SM, WM set trot line #1 F/ canoe

↳ mob WS to Dane Ave w/ Son boat

1016 SM, WM set trot line #2 F/ canoe

1032 SM, WM set trot line #3 F/ canoe

↱ Bycatch: 3 sunfish

1131 SM, WM set trot line #4 F/ canoe

1158 SM, WM set trot line #5 F/ canoe

1308 pull one WS F/ ~~trot~~ trot line #1

1320 pull one WS F/ trot line #2
Bycatch: ~~3 sunfish~~
too small { 1 yellow perch
1 Brown bullhead

1408 pull one YP off trot line #5
Bycatch: 2 YP
1 sunfish

Rite in the Rain

10/15/2024 LNR Fish

0630 Team on site
↳ H&S, prep materials
↳ 3 teams:
SM, WM canoe PHI
TW, SL jon boat PHI
SM, SP e-fish PHII

↳ canoe & jon boat teams mob to Lewis Chem to launch

0825 SM, WM pull 2 BB f/ trot line #1 set 10/14 (just DS of Lewis Chem)
Bycatch:
1 BB
1 YP
↳ rebait mob to check trot line #5 just DS of trot line #1 (set 10/14)
↳ TW, SL check gill net near Lewis Chem (no catch), (mob to other gill net, trot lines)

0846 SM, WM pull 1 BB f/ trot line #5 set 10/14

Bycatch: 1 BB (small)
1 FF

0858 pull 2 BB f/ trot line #2 (set 10/14)
Bycatch: 2 BB (small)

↳ rebait

0924 SM, WM set trot line #6, mob back to Lewis Chem to meet SP, SM to process (same w/ SL, TW)

↳ hand over fish to SM, SP to process
↳ help TW, SL check trot line near West St

1043 JM, WM set trot line #7
↳ mob to check on TW, SL

1102 Pull WS f/ trot line #2 ~~NOT~~ DS Dane Ave

10/15/2024 LNR Fish

~~Approx ht:~~
~~" wt:~~

1235 pull 1 YP f/ trot line #6
length: ~305 mm ✓
wt: 0.50 lb

1245 pull 2 YP f/ trot line #5

	1	2
length	0.35	11 inch ✓
wt	0.60 lb	~305 mm ✓

1338 JM, WM set trot line #8

1346 check trot line #3 -
no catch

1358 " " " #4 -
" "

1410 set 1 WS f/ trot line #7
& 1 YP
(0.41 lb)

10/16/2024 LNR FLSH

0630 Team onsite
↳ # es, gather / prep
materials
2 teams:
JM, WM canoe PHI
SM, TW, IL jon boat PHII

0850 JM, WM on-water PHI
via Lewis Chem access

0858 check trot line #1, rebait
Bycatch: 1 BB (too small)

0906 check trot line #5, rebait
*↳ Keep (1) large BB *
Bycatch: 2 BB (small)
1 sunfish
approx 13.5 in

0928 check trot line #7, rebait
*↳ Keep (1) WS, ~~(2)~~ 1 BB ~270
Bycatch: 2 BB (small)

0955 check trot line #4, pull
Bycatch: 3 BB (small), 3
sunfish

Rite in the Rain

1024 check & pull trot line #3 just ws of TH dam

1041 check & pull trot line # 8
Bycatch: III BB
Keep: (1) decent YP
(1) WS 510 mm

1129 take YSI reading @ PAI
WQ
temp: 10.1°C
DO: 7.91 mg/L
ORP: 170.5 mV
SPC: 654 µs/cm
Turb: 7.78
pH: 6.62

1135 JM, WM motor to trailer to process fish, hand over trot lines to be used in PH II

1340 JM, WM Back on water to check + pull PH I trot lines

1354 pull trot line # 6
Keep 1 BB (~280 mm)
Bycatch: IIII sunfish
I YP
II BB

1419 pull trot line # 2
Keep: 1 BB
Bycatch: 1 YP (dead)
II BB (small)
1 FF (dead

1436 pull trot line # 7
↳ no catch

1453 pull trot line # 5
↳ no catch

1508 pull trot line # 1
↳ no catch

1519 SM, WM off-water

Rite in the Rain

10/17/2024 LNE Fish

0630 Fish staff onsite
↳ H&S, gather/prep materials

2 teams:
JM, WM canoe (↳RM 2.5)
TW, JL, SP (Jon boat - canton axe launch)

Scope:
Set & check trot lines, rod & reel

0950 JM, WM Set trot line #9

0907 JM, WM Set trot line #10

0940 JM, WM Set trot line #11

1002 JM, WM Set trot line #12

1028 JM, WM Set trot line #13

1157 check trot line #9
Bycatch: 1 YP

1200 check trot line #10
↳ no catch

1210-1255 recheck & rebait trot lines #11-13
↳ no catch

1318 MOB to Central Axe launch to assist JL, TW, SP w/ trot lines

> trot lines #9-13 to sit overnight

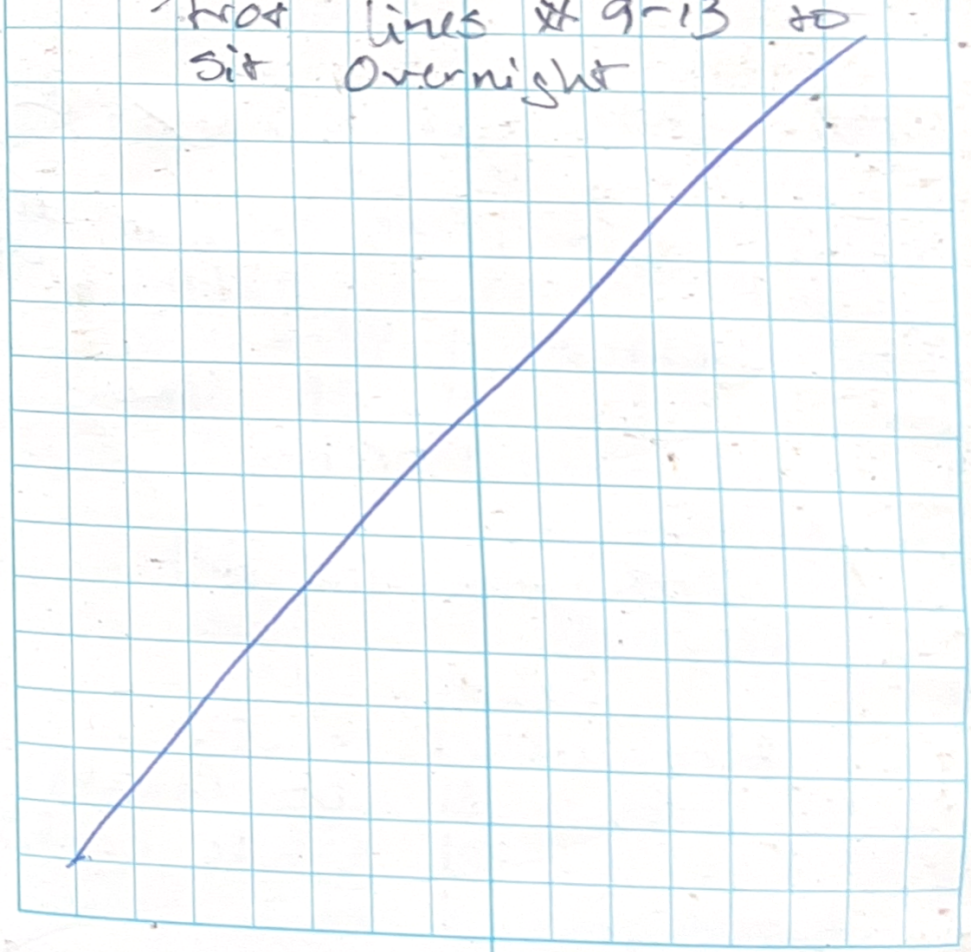

Rite in the Rain

10/18/2024 LNR Fish

0630 Staff onsite
↳ H&S, gather / prep materials
~0730 JM, WM on-water ~RM2.5
check trot line #~~9~~10
Keep: 1 BB ~260 mm
~0.45-0.5 lb
Bycatch: 2 fall fish 262 mm 223 g
1 YP
1 sunfish

0750 check trot line #~~10~~9
Keep: 2 WS
1 BB ~0.6 lb 264 mm 245 g
~260 mm
Bycatch: 1 YP
11 BB (small)
1 eel

0840 check trot line #11
Keep: Ø

Bycatch: 1 sunfish
1 BB (small)
1 white catfish

0900 check trot line #12
Keep: Ø

Bycatch: 11 sunfish
111 SD
111 WC
1 dead fallfish (head)

0910 check trot line #13
Keep: Ø
Bycatch: 1 BB

1010 JM, WM mob back to trailer to process fish while (5) rebaited trot lines soak

1150 Back on-water to check trot lines #9-13

1158 check trot line #~~9~~10
↳ no catch
↳ pull line
1209 check & pull trot line #9
1230 Check & pull trot line #13
1256 Check & pull trot line #12

Rite in the Rain

1300 check & pull trot line # 11

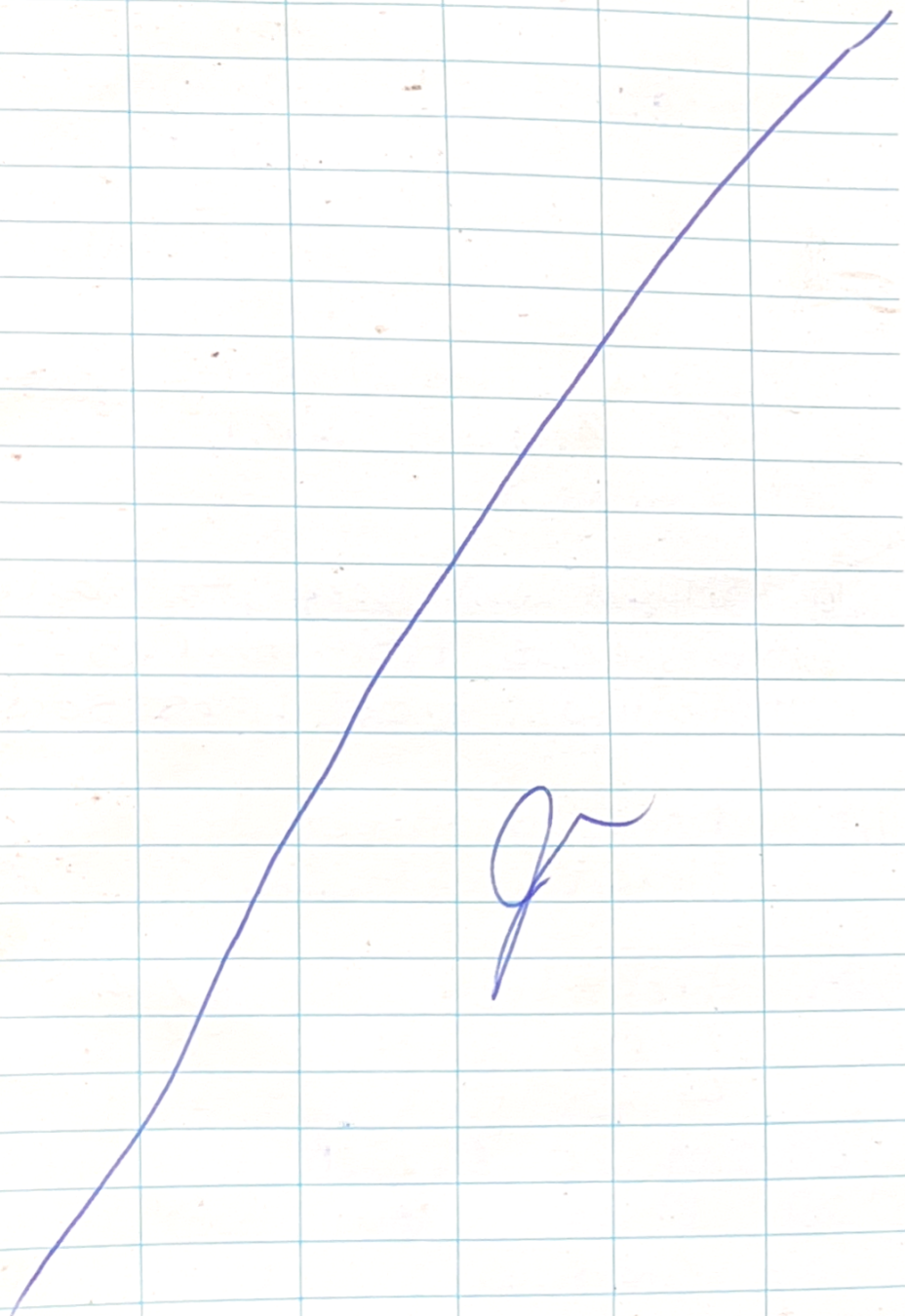

10/21/2024 UNR Fish

1040 staff onsite
↳ H&S, prep materials

2 teams:
TW, SP jon boat
JL, WM canoe

Scope:
set 13 total trot lines for deployment overnight

~1215 boats on-water

1222 JL, WM set trot line # 9

1255 JL, WM set trot line #10.

WQ:

Temp: 10.1 °C
DO: 9.81 ~~mV~~ UNIT mg/L
ORP: 173.3 MV
SPC: 652 - us/cm

Rite in the Rain

TURB: 4.29 NTU
pH: 6.84

1350 JL, WM set trot line #11.

1416 JL, WM set trot line #12, 13.

1500 Help team 2 get off the water from ~~Truman parkway~~ launch point.

1640 Team 1 offsite.

0630 Team 1 onsite.
Walter McKenna
Josie Lynch
Jeremy Pica

0730 on the water.
launch at Truman.

0737 check trot line #9.
↳ no fish observed.
↳ rebaited.

0758 check trot line #10.
↳ ~~no fish observed.~~
↳ rebaited.
↳ sun fish - released.

0830 check trot line #11.
↳ white cat fish - released.
↳ white cat fish - released.
↳ white cat fish - released.
↳ rebaited

0853 check trot line #13
↳ no fish observed

↳ rebaited.

0930 Mob to central ave to relaunch boat.

1003 check trot line #7
↳ BB - released
↳ sun fish - released
↳ BB - released.
↳ white cat fish - released
↳ white cat fish
↳ white cat fish

1042 check trot line #1.
↳ no fish observed
↳ rebaited.

WQ Reading:

Temp:	11.5°C
DO:	8.92 mg/L
ORP:	86.3 mV
SPC:	665 - us/cm
turb:	3.02
pH:	6.99

1105 check trot line #2
↳ eel - released
↳ rebaited.

1132 check T-6-1
42.270357°N
-71.076263°W
↳ BB - released
↳ BB - released

1139 check T-3
↳ BB - released
↳ BB - released.
↳ BB - released.
↳ BB - released
↳ BB - released
↳ BB - released.

1201 check T-5-1
42.270125°N
-71.077399°W
↳ BB - released
↳ BB - released.

1206 Check T-4
↳ no fish observed.

1210 check T-8
↳ BB released
↳ BB - released
↳ mob back to boat lunch for quick lunch.

1307 Rebait T-6-1
1317 Rebait T-3
1341 Rebait T-5-1
1359 Rebait T-4
1425 Rebait T-8

1500 Mob to staging area.
1530 create 2 new trot lines.

1630 team offsite.

0630 Field team onsite
Walter McKenna
Josie Lynch
Jeremy Pica
↳ mob to human pkwy boat launch to check the first 4 trot lines.

0753 On the water

0805 check trot line #9.
↳ no fish observed
↳ rebait

0815 check trot line #10
↳ no fish observed
↳ rebait

0833 check trot line ~~#13~~ 11 (NO)
↳ BB - released - 0.20 g/lbs
↳ rebait

0920 check trot line #13
↳ no fish observed
↳ rebait

→ Mob back to staging area to get a few supplies.

1028 arrive at central ave canoe launch.

1036 check T-7
↳ Rebait
↳ BB - 230mm, 0.25 lbs - released

1055 check T-1
↳ Rebait.
↳ no fish observed.

1109 check trot line #2
↳ rebait
↳ BB - released
↳ BB - released

1135 check t-6-1
↳ rebait
↳ no fish observed.

1142 check t-3
↳ rebait
↳ no fish observed

1153 check T-5-1
↳ rebait
↳ BB - 250mm & 0.4 lbs - released.
↳ BB - released.
↳ BB (250 mm, 0.65 lbs)

1227 check T-4
↳ rebait
↳ no fish observed

1245 check T-8
↳ rebait.
↳ no fish observed.

1419 place trot line #14
42.270527°N
-71.070099°W

1447 place t-15
42.270639°N
-71.070652

1517 check T-7
↳ no fish observed

Rite in the Rain

LNR FISH G0703400 10/23/24

↳ rebaited

1530 check T-1
↳ no fish observed.
↳ rebaited

WQ:

temp: 12.1°C
DO: 9.18 mg/L
ORP: 169.4 mV
SPC: 703 -us/cm
turb: 4.01
pH: 7.03

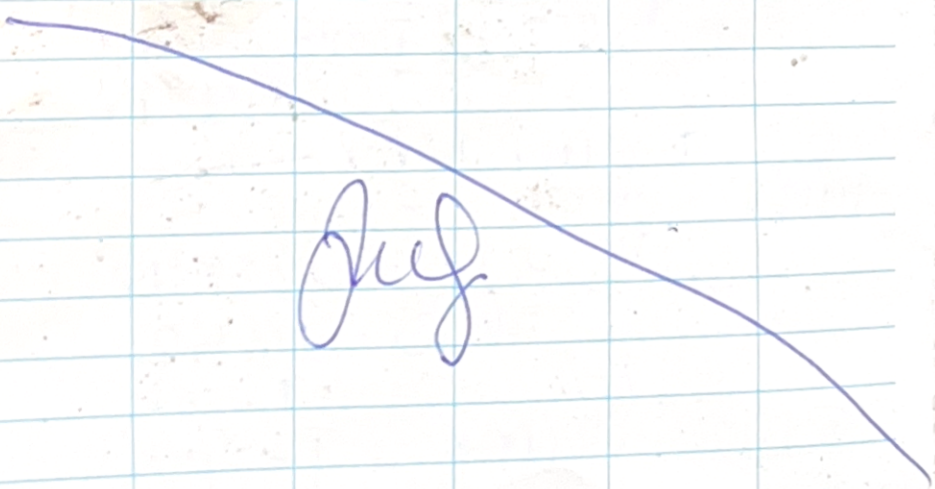

LNR FISH G0703400 10/24/24

0630 Field team onsite..
Walter McKenna
Josie Lynch
Jeremy Pica

0740 on water from truman ave boat launch.

0747 check trot line # 9.
↳ white bullhead-released
↳ rebait

0757 check trot line # 10
↳ rebait
↳ BB-(270mm, 0.5g)
↳ eel-HUGE
↳ mussel on line

0829 check trot line # 11
↳ ~~rebait~~ pull line,
↳ ~~BB~~ - just its head
fall fish

↳ ~~No fish observed~~ (2nd)
↳ pull line.
↳ BB - released.
↳ BB - released.

1241 check +-5-1
↳ no fish observed
↳ pull line.

1250 check +-4
↳ BB - released
↳ pull line.

1307 check +-8
↳ pull line
↳ no fish observed.

→ mob back to central ave. & head to Lewis chemical launching point in phase I.

1427 on water in phase 1 reach.

1432 install +-2 in phase 1.

42.252022°N
-71.122623°W

1445 install +-9.
42.252150°N
-71.122186°W

1514 install +-1
42.253228°N
-71.118766°W

1525 install +-5.
42.253448°N -71.118626°W

1551 Set trot line #10
42.253818°N
-71.118531°W

1630 team offsite.

1012 check trot line # 2
↳ sun fish - released
↳ BB - released
↳ BB - (250 mm, 0.5 lbs)
↳ BB - (250 mm, 0.45 lbs)

↳ mob to phase II launch point (truman) to check & pull trot lines.

1133 check & pull +-10
↳ no fish observed.

1152 check & pull +-9
↳ yellow perch - released

WQ phase 2:

temp: 11.9 °C
DO: 8.46 mg/L
ORP: 122.8 mV
SPC: 669 -uS/cm
TURB: 3.92
pH: 6.86

↳ mob to staging area to

process 3 BB.

1327 Back at Lewis Chemical boat launch & on the water. phase I.

1335 check & pull +-7.
↳ sun fish - released.
↳ sun fish - released.
↳ sun fish - released.
↳ sun fish - released.

1354 check & pull +-11
↳ no fish observed.

1407 check & pull +-8
↳ no fish observed.

1422 check & pull +-10.
↳ no fish observed.

1428 check & pull +-5
↳ no fish observed

1440 check & pull +-1

Rite in the Rain

LNR FISH 00703400 10/25/24

↳ NO fish observed

M52 check & pull +-2
↳ Sun fish - released
~~check & p~~
15036 check & pull +-9
↳ Sunfish - released

~1000 AECom Fish steff (JP, GMS) onsite
↳ H&S, gather/ prep mat.
↳ mob to Lewis Chem to launch boat
1140 take DO reading:

pH: 6.88
Temp: 10.0°C
ORP: 119.1 mV
SPC: 679
Turb: 3.82
DO: 5.24 mg/L

~1150 on-water
Slope:
set ~~12~~ 13 drot lines in pH 1

1156 reset drot line #2 pH 1
42.252022 71.122623

1233 reset drot line #9 pH 1
42.252150 71.122186
↳

10/28/2024 LNR Fish

1250 reset trot line #1 PH1
42.253228 71.118766

1309 reset trot line #5 PH1
42.253448 71.118626

1323 reset trot line #7 PH1
42.254752 71.117395

1348 reset trot line #4 PH1
42.257052 71.115512

1407 reset trot line #11 PH1
42.258696 71.113794
↳ 1 very large YP bycatch caught before line was fully set

1436 reset trot line #8 PH1
42.258843 71.113383

1457 reset trot line #3 PH1
42.260697 71.111452

1528 set trot line #12 PH1
42.259432 71.112650

10/28/2024 LNR Fish

1545 set trot line #13 PH1
42.258065 71.114326

1556 reset trot line #10 PH1
42.253818 71.118536
↳ 1 sunfish bycatch caught before line was fully set

1616 set trot line #14 PH1
42.252432 71.119903
↳ mob off-water
End of day

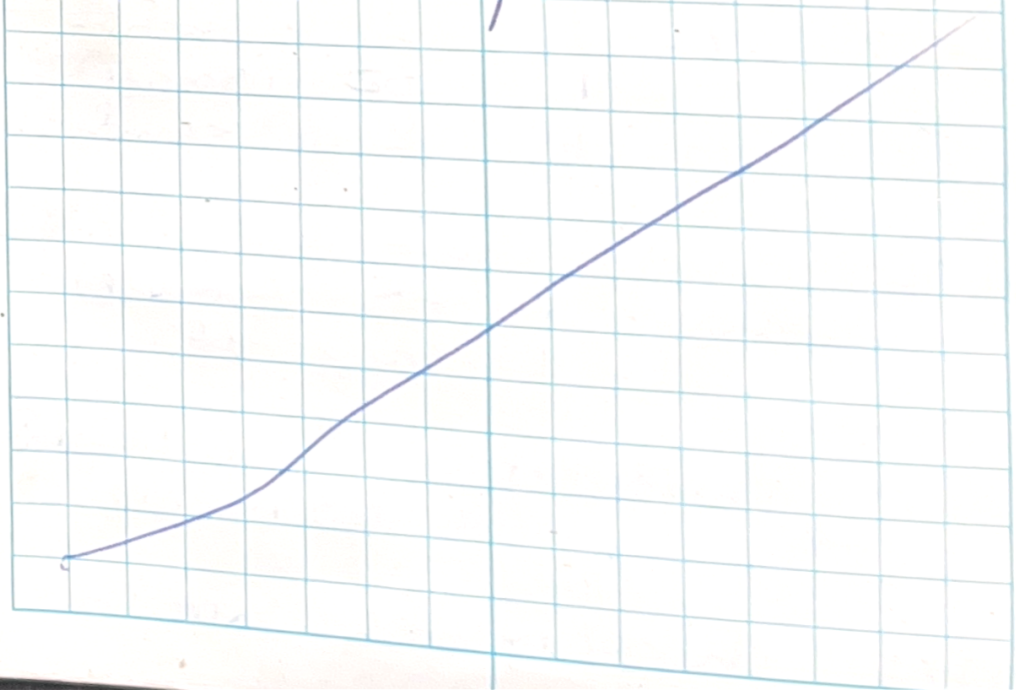

10/29/2024 LNR Fish

~0700 Fish team onsite
↳ JP, SL, WM
↳ H&S, gether prep materials

Scope: check/rebait 13 trot lines as needed

Boat team: JP, WM

shore suppt: SL

0755 JP, WM on-water

0812 check/rebait trot line #3
Bycatch: 1 White catfish
1 BB (small)
1 large sunfish

0836 check/rebait trot line #12
Bycatch: 1 BB (small)
1 large YP

0859 check/rebait trot line #8
Bycatch: 1 BB (small)

0926 check/rebait trot line #11
NO catch

0931 check/rebait trot line #13
Bycatch: 11 Sunfish
1 BB (small)

0954 check trot line #4
Bycatch: 1 BB (small)
1 sunfish

1008 check trot line #7
Bycatch: 1 BB (small)
* Keep for pot. sample:
1 BB
255 mm 0.55 lb

1011 check trot line #10
Bycatch: 1 BB (small)
1 YB
↳ rob to launch to meet SL for fresh bait

1116 rebait trot line #4
1125 rebait trot line #7
1138 rebait trot line #10

48

LNR FISH 10/30

trot line #7

Bycatch: 1 BB (small)

1032 check trot line #10

Bycatch: 1 YP

1100 check trot line #5

No Catch

1110 check trot line #1

No catch

1148 check trot line #14

~~Bycatch~~ Bycatch: 1111 BB (small)

~~samp. 1 BB WC 0.5 lbs 255 mm~~

samp. 1 BB 0.5 250 mm

1315 check trot line #9

Bycatch: 1 BB (small)

1330 check trot line #2

samp. 1 sucker white

1345 check trot line #15

Bycatch: 111 BB (small)

samp. 11 BB

Phase 1 WQ data 10/30/24

850 AM

Temp 10.3

DO 2.95 mg/l

pH 7.32

Spcfic C 696 µs/cm

ORP 80.6 mv

turb 5.71 ntu

RiteintheRain.com ©JL DARLING LLC 2614 PACIFIC HWY EAST, TACOMA, WA 98424 USA MADE USA RITE GREEN Archival paper

LNR Phase II Fish Sampling
10/10/2024 - 11/1/2024
Team 2

10/10/2024 LNR EPA fish PH II

0620 AECOM staff onsite.
↳ prep equipment, H&S

Morning:
- check trot line set 10/9, rebait
- get on-water @ 1005 near WB Dam, set trot line & gill nets
- Boat team: SM, JM, WM

~1200 back onshore to get (2) additional trot lines f/ JP, JL

Afternoon:
- set (2) more trot lines
- check & reset (2) gill nets
- check (3) total trot lines

↳ no fish caught

* Water level has been increasing over the past week (greater # of water sampling sams expected ☆ of present fish)

LNR EPA Fish PH II 10/14/24

0630 Field team onsite.
Taylor White
Josie Lynch
Jeremy Pica

0930 Field team *2 on the water. Launching from Lewis Chemical. Access road 3rd New Way.

1015 gillnet placed. (#1)
Lat:
Long:

1030 gillnet placed. (#2)
Lat: 42.2589764°N
Long: -71.1133303°W

1155 checks gillnet #1.
- no fish observed.

1230 Begin to check farther gillnet. (#2)
. no fish observed.

1300 checked trot line Field team #1 placed. -no fish observed.

1300 checked another additional trot line team#1 installed & 2 fish were observed. One white sucker was seen but since hook did not set properly, fish got off the line. The second fish - cat fish - swallowed the hook and was dying so field team made the decision to cut the hook & release fish.

1449 met up with team #1 to mob back to staging area.

1423 WQ Reading:
11.7 °C
66.1 DO %
7.16 DO mg/L
655 SPC
7.04 pH
122.9 ORP mV
6.13 NTU

1500 Team 1 & 2 back at staging area to process fish.

1630 Field team offsite.

10/14/24

LNR FISH. G0703400 PHI 10/15/24

0630 Field team onsite
Taylor White
Josie Lynch

0820 Team 1 & 2 on water. Launching from Lewis Chemical. (PHASE I)

0835 Checked gillnet installed yesterday (10/14).
- no fish observed.
42.253031°N
-71.119044°N

0845 Begin checking gillnet #2 installed yesterday.
- no fish observed.

0850 Begin checking trot line team #1 installed.
42.260097°N
71.111452°N
- Cat Fish (0.30 lbs)
- Yellow perch (0.80 lbs)
- Sun Fish (red breasted?) released

LNR FISH. G0703400 PHI 10/15/24

- Cat fish - released due to hook being swallo
~~so team 2 dect~~
→ 2 lines need to be re-hooked.

0930 Met team 3 at boating launch wher they collected our fish from the trot line. Team 3 went back to staging area t process team 1 & 2 fish.

0940 checking trot line under Mbta bridge.
42.257052°N
71.115512°N
- Cat Fish - released
- Yellow perch (found dead 0.75 lbs - will call Sean to see about releasing. - Released
- Sun fish - released.
- Cat fish - released

LNR FISH 60703400 PHI 10/15/24

Fall

- ~~White~~ ~~Unknown~~ fish attached with just its head.
- cat FISH - released.
- Cat Fish - released.
- Cat Fish [0.45 lbs] - released @ 1600 trailer

1022 Re-hooked 2 of the lines that needed to be re-hooked (listed above).

1056 took gillnet out of water.
42.258964°N
-71.113303°W

1130 Sean & Jeremy bring ice for fish caught. (cat fish & sucker)

1305 Begin checking trot line installed today by team 1.
Lat: 42.254752
Long: 71.117395
- Yellow Perch (0.80 lbs, 12.5 inch).
- Yellow Perch - released

LNR FISH 60703400 PHI 10/15/24

- ~~Yellow Perch~~ JNM

1330 take gillnet out.
42.253031°N
-71.119044°W
that was installed yesterday (10/14).

~~TMDT~~ MD
1429 WQ Reading:
10.6°C
65.7 DO %
7.28 DO mg/L
641 SPC ~~uS~~ uS/cm
6.84 PH
132.3 ORP mV
4.98 NTU

1437 mob back to staging area.

1700 Teams offsite.

0630 Field team onsite.
↳ H&S, gather materials

0807 take YSI reading in PH II

WQ
Temp: 9.9°C
pH: 6.93
DO: 9.46 mg/L
SPC: 648 µs/cm
Turb: 4.01 NTU
ORP: 155.6 mV

0900 Team #2 creates 2 new trot lines.
Taylor White
Josie Lynch
Jeremy Pica

1015 Field team mobs to phase 2 boat launch on Central Ave.

1047 Team #2 on the water.
- install & check the

5 trot lines we have in the boat (projected for today).

1114 Trot line placed.
T-1
42.270247°N
-71.073592°W

1128 Trot line placed.
T-2
42.270634°N
-71.075867°W

1150 Trot line placed.
T-3
42.270497°N
-71.077314°W

1215 Meet team 1 by DCR launch to retrieve 3 additional trot lines

★ BBH has now been accepted (EPA approved) as a predatory

fish. No longer accepting any size yellow perch. White suckers are now accepted as bottom feeders as well.

1251 Trot line placed.
T-4
42.269942°N
-71.078101°W

1322 Trot line placed.
T-5
42.269677°N
-71.079993°W

1348 Trot line placed.
T-6
42.269407°N
-71.080188°W

1406 Checked trot line #2
(T-2)
↳ no fish observed.

1412 Checke trot line #1
(T-1)

↳ no fish observed.

1424 Trot line placed.
(T-7)
42.270769°N
-71.071405°W

1434 ~~mob back to DCR launch to demob boat~~

1444 checked trot line #3 (T-3)
↳ no fish observed.

1450 mob back to DCR launch to demob boat & head back to staging area.

1630 field team offsite

0630 Field team onsite.
Josie Lynch
Taylor White
Jeremy Pica

0730 demob at central ave boat launch.

0806 check trot line.
(T-7)
↳ re-baited
↳ no fish observed

0822 check trot line.
(T-1)
↳ re-baited
↳ no fish observed

0840 check trot line.
(T-2)
↳ re-baited
↳ cat fish (released- too small)
↳ cat fish [0.35 lb, 241mm]
due to measurements, BB is released.

0914 check trot line

(T-3)
↳ re-baited
↳ cat fish - released - too small

0932 check trot line.
(T-4)
↳ re-baited
↳ sun fish-released.
↳ white sucker
↳ cat fish (10inch (254mm), 0.45 lb)

0950 check trot line.
(T-5)
↳ re-baited
↳ cat fish - released.

1008 check trot line.
(T-6)
↳ re-baited.
↳ no fish observed.

1028 install trot line
(T-8)

Rite in the Rain

42.2697778°N
-71.0784668°W

WQ:
Temp: 9.5°C (JMW)
pH: 7.27 ~~mg/L~~
DO: 10.62 mg/L
SpC: 650 uS/cm
Turb: 4.03 NTU
ORP: 96.3 mV

1130 Taylor goes to Walmart to get bait & hooks. Team takes lunch break.

1324 Back on water in phase 2 reach.

1328 Check trot line. (T-7)
↳ no fish observed.

1331 Check trot line. (T-1)
↳ no fish observed.

1337 Check trot line (T-2)
↳ no fish observed.

1342 Check trot line (T-3)
↳ no fish observed.

1347 Check trot line (T-4)
↳ no fish observed.

1351 Check trot line. (T-5)8 (JMD)
↳ no fish observed.

1355 Check trot line. (T-6)5 (JMD)
↳ no fish observed.

1357 Check trot line. (T-9)
↳ no fish observed.

1530 Field team offsite.

0630 Field team ~~offsit~~ onsite:
Taylor White
Josie Lynch
Jeremy Pica

0743 Team on the water.

0746 Check trot line.
(T-7)
↳ Cat fish - released
↳ Cat fish - released
↳ re-baited

0805 Check trot line.
(T-1)
↳ no fish observed.
↳ re baited

0820 Check trot line.
(T-2)
↳ Cat fish (11 inches (279mm),
↳ white sucker [scales missing on dorsal due to being tangled in wooded debris & trot line] (3.35 lbs, 20 inches)
19.5

↳ White sucker (4.25 lbs, 20.5 inch)

Team goes back to staging area to process WS.

0950 Team back on water
↳ mob to T-2.

0953 Rebait T-2

1006 Check trot line.
(T-3)
↳ Cat fish (9½ inch) - release
↳ Cat fish (10.6 inches)
↳ Cat fish - release
↳ Cat fish - release
↳ Rebaited

1024 Check trot line
(T-4)
↳ Cat fish - release
↳ Cat fish - release

1034 Check trot line
(T-8)

↳ no fish observed.

1038 check trot line (T-5)
↳ no fish observed.

1039 check trot line. (T-6)
↳ pull line.
↳ no fish observed.

1049 pull Trot line 5.

WQ Reading:

Temp: 8.9° C
pH: 7.44
DO: 10.12 mg/L
SPC: 670 - uS/cm
turb: 3.68
ORP: 53.9 mV

1207 Pull trot line 8.

1220 pull trot line 4.

1235 pull trot line 3.
↳ no fish observed.

1253 pull trot line 2.
↳ no fish observed.

1300 pull trot line 1
↳ no fish observed.

1315 pulled trot line 7
↳ no fish observed.

Rite in the Rain

LNR FISH 60703400 EPA 10/21/24

1100 AECOM onsite
Taylor White
Josie Lynch
Walter McKenna
Jeremy Pica

Team 1 (Walter McKenna, Josie Lynch)
Team 2 (Taylor White, Jeremy Pica)
Team 1 in canoe setting 4 lines
Team 2 in jon boat resetting 9 lines
1210 Team 2 launch off of central ave

1220	reset	T-7	same lat/long as previous week
1245	reset	T-1	
1305	reset	T-2	
1335	reset	T-3	
1400	reset	T-4	
1425	reset	T-8	
1500	set	T-5-1	(moved T-5)
1520	set	T-6-1	(moved T-6)

T-5-1 42.270125 N
-71.077399 W

T-6-1 42.270357 N
-71.076263 W

1550 off water

0830 team onsite
Josie Lynch
Lily Taylor
Joel Meunier

0840 on the water to check & rebait the trot lines.

0901 Check trot line #03
no fish observed
rebait
Sunfish while rebaiting

0924 Check trot line #12
fallfish head
brown bullhead released (small)
rebait

WQ:
temp: 11.0 °C
pH: 7.62
DO: 6.20 mg/L
SPC: 710 -us/cm
turb: 3.88

LNR FISH 60703400 EPA 10/31/24

ORP: 44.6 mV

0947 trot line #08
brown bullhead released (small)
rebait

1005 trot line #11
no fish observed
rebait

1030 trot line #13
sunfish released
rebait

1051 trot line #04
3 ~~fish~~ small brown bullhead
released because too small
rebait

1112 trot line #07
~~No fish observed~~ 1 brown bullhead
released (small)
rebait

UNK FISH 60703400 EPA 10/31/24

1125 trot line #010
2 brown bullhead released (small)
rebait

1140 trot line #05
no fish observed
rebait

1155 trot line #01
one brown bullhead released (small)
rebait

1323 trot line #014
one brown bullhead (small) released
rebait
used largemouth as bait

1400 trot line #09
1 brown & 1 whitecat released (small)
bullhead
rebait

LNR FISH 00703400 EPA 10/31/24

1420 trot line #02
One brown bullhead released (small)
rebait

1500 trot line #15
2 Brown bullhead released (Small)
rebait



0630 team onsite
Josie Lynch
Walter McKenna
Jeremy Pica

WQ:

pH: 6.36
temp: 12.7°C
DO: 5.58 mg/L
spc: 728 -us/cm
turb: 210 mV
ORP: 99.07

0830 on the water in phase 1. Boat launch at Lewis chemical.

0845 check trot line #3
↳ pull line
↳ no fish observed

0900 check T-12
↳ pull line
↳ BB release - too small.

GO703400 LNR FISH 11/1/24

↳ BB - released - too small

0918 check +- 8
↳ pull line
↳ BB - release - too small
↳ BB - 240 mm 0.5 lbs
↳ BB - released

0938 check +- 11
↳ BB - release
↳ BB - release
↳ BB - release
↳ sun fish - release
↳ sun fish - release
↳ BB - release
↳ BB - release
↳ pull line

1005 check +- 13
↳ pull line
↳ BB - release
↳ sun fish - release
↳ sun fish - release
↳ BB - release
↳ sun fish - release
↳ sun fish - release

1030 check +- 4
↳ BB - release
↳ BB - release
↳ BB - release
↳ BB - release
↳ BB - release
↳ pull line

1045 check +- 7
↳ BB - release
→ ↳ BB - ~268 mm
↳ BB - release
↳ BB - release
↳ white cat fish - release
↳ BB - release
↳ BB - release
↳ pull line

1109 check +- 10
↳ BB - release
↳ white - release
↳ sun fish - dead
↳ BB - release
↳ BB - release
↳ pull line

Rite in the Rain

1129 check +- 5
↳ BB - release
↳ YP - release
↳ pull line

1139 check & pull +- 1
↳ sun fish - release

1206 check & pull +- 14
↳ BB - released.
↳ BB - released
↳ BB - released
↳ BB - released
↳ BB - released
↳ BB - released
↳ BB - released
↳ BB - released

1230 check & pull +- 9
↳ BB - released
↳ BB - released
↳ BB - released
↳ BB - released

1245 check & pull +- 2
↳ BB - released
↳ BB - released
↳ white cat fish - release
↳ BB - released
↳ BB - released
↳ ~~BB - released~~
↳ ~~BB released released~~
↳ BB - 258 m
↳ BB -

1309 check & pull +- 15
↳ BB - released
↳ BB - released
↳ BB - released
↳ BB - released
↳ BB - released
↳ BB - released
↳ BB - released

LNR Phase II Fish Sampling
10/15/2024
Team 3

LNR Fish Team #3 10/15/24

Phase II

0630 - onsite

0700 - safety and strategy meeting

Team 3 will go between the trailer downstream to Ryan Playground Electrofishing. Using Gillnets as blocknets and to catch fish. Sampling the fast water below the trailer in Phase II.

WQ @ access near trailer

Temp - 10.9
DO - 9.10
pH - 6.93
ORP - 132.4
Conductivity - 645
NTU 4.92

10:30 Picked up and measured fish from team 1 and 2
Bull Heads
1 Yellow Perch
Through 1 Bullhead back

12:30 Placed gill net (block net) up stream of ryan park PH II

13:00 Electro Fish PH II

Rite in the Rain

LNR Phase II Low Flow Surface Water Sampling
10/30/2024

Location Lower Naponset River Date 10/30/24

Project / Client 60703400 EPA

Surface Water Sampling

0820 Surface Sampling Team (EM PW CSH) heading to 24B-0001. Prepping and Equipment blank started at 0630. Some rain overnight (~0.1 inch) and flows are up slightly (from ~20 cfs to ~22 cfs and falling). Outfalls near trailer are not currently discharging.

0844 At 0001. ~~20ft downstream of~~ 10 feet downstream of outfall. Current flow from outfall is ~5 gpm.

0850 24B-0001-L
0.5' mid depth
full suite
Bring samples back to site trailer, pick-up bottles for 24B-0002 -

1037 At 24B-~~0001~~ 0002 CSH
Temp: 10.2°C
DO: 8.66 mg/L

Location Lower Neponset River Date 10/30/24

Project / Client 60703400 EPA

Surface Sampling

Specific Conductivity : 71545

pH: 7.53

ORP: 129.5 mV

Turbidity: 2.58 NTU

0.5 ft

1141 24B-0003-ASL extra volume for MS/MSD

1.5 ft water

Temp 9.9°C

DO mg/L 8.16

SpC 754 µS/cm

pH 7.51

119.6 ORP mv

2.05 ntu

1236 At Pine Tree Brook confluence backed up for dam water is stagnant mix of Pine Tree and Neponset sampling upstream where flow is visible

1245 24B-0004-ASL ~15' upstream of road crossing. Starts off "stagnated" with Neponset closer to bridge

Location Lower Nagoset River Date 10/30/24

Project / Client 60703400 CRA

Surface Water Sampling

cont'd

According to data from YSI readout.

11.2°C

8.13 mg/L DO

562 µS/cm SpC

7.72 pH

140.2 ORP

0.80 ntu

0.6' depth

13A 24B-0005-ASL

On south side of dam

11.5°C

8.10 mg/L DO

725 µS/cm

7.76 pH

141.7 mV ORP

1.94 ntu

depth 3'

1557 Wrapping up for the day

LNR Phase II High Flow Surface Water Sampling
5/10/2025

Location LNR Superfund Site Date 5/10/23
Project / Client EPA 60703400

0630 Eric Hegna
Paula Winchell } AECOM
Steve Howe
on-site at trailer to prepare for high flow surface water sampling.
Raining - mid 50's

4 Stations
01 - Phase I downstream of CSO near dam
02 - bridge near site trailer
04 Pine Tree Brook
05 Walter Baker Dam

Call Kristen Durocher to check - are we doing 2 depth intervals? There are bottle sets for 2. She confirms NO, only one depth - mid level.

0730 At Pine Tree Brook - looking for the best location to sample.

RLW 5/10/23

Location LNR Date 5/10/23
Project / Client EPA

0810 ~~Sta~~ Sample 25A-0004-ASH
Pine Tree Brook

0850 Finish 25A-0004-ASH
head to 25A-0005-ASH
@ Walter Baker Dam

0915 Arrive there and setup gear. purge tubing

0925 25A-0005-CS + 25A-0005-ASH

1030 Done w/ 25A-0005-ASH and 25A-0005-ASH-CS

Go back to site trailer with all samples.

Rick Purdy wants an equipment blank done now, before going to next station.

Equipment blank

Rite in the Rain 5/10/23

Location LNR

Project / Client EPA

Date 5/10/2025

1152 25A-0002-ASH

Steve and Eric went to the bridge to sample. Got in through an opening in the fence. Paula stayed above to watch. Noticed a needle in the walkway & pointed it out to them as they approached. They found others in the area.

Return full bottles to trailer.

Head to CSO / Phase 1 station

1245 At park - it's under construction and barricaded with fencing.

Steve & Eric walk to Planet Fitness to gain access to the River and walk back. Paula hands gear over the fence

[signature] 5/10/25

Location LNR

Project / Client EPA

Date 5/10/25

1302 25A-0001-ASH

1345 All done and at vehicles. Will head back to the site trailer.

1353 Back @ site trailer

1415 Everyon off site

[signature] 5/10/25

[signature] 5/10/25

Rite in the Rain

Mussel Deployment

Date 6/19/2024
Project Name/No.: 24984.000
Lower Neponset

Freshwater Mussel Data Sheet

Page 1 of
Crew: JCS, JCM, RLB, CML, JD, Sean

River/Stream Name Willett Pond	State	County	
County	River Mile	Location/Town	
Weather		Air Temp:	
Water Quality (T, pH, Flow, Cond, DO)		H_2O - 78°	
Survey Type (Semi-quan/Qual/Quan/Reconn):			

Comments: Freshwater mussel collection 0855
Initial Target ~500 individuals

	T/Q/Site[A]	Rep[B] X	Rep[B] Y	Species	Unionid Data L	A/J	Age	L/H/W	FD	WD	SF	Depth	Hab/Substrate (%) Br	Bo	Cb	Gr	Sd	St	Cl	Other
1	60 mm - 65 mm																Bag # 62			
2															20	20	60			
3															卌	卌	卌	卌	卌	卌
4													93		卌	卌	卌	卌	卌	卌
5															卌	卌	卌	卌	卌	卌
6															111					
7	65-70 mm																Bag # 33			
8															卌	卌	卌	卌	卌	卌
9															卌	卌	卌	卌	卌	卌
10													~~114~~ ~~0~~		卌	卌	卌	卌	卌	卌
11													117		卌	卌	卌	卌	卌	11
12	70-75 mm																Bag # 71			
13															卌	卌	卌	卌	卌	卌
14													~~97~~		卌	卌	卌	卌	卌	卌
15													98		卌	卌	卌	卌	卌	卌
16															卌	111				
17	75-80 mm																Bag # 35			
18															卌	卌	卌	卌	卌	卌
19													~~46~~		卌	卌	卌	11		
20													47							
21																				
22																				
23																				
24																				
25																				
26							4	←		60-68			5.16				4			
27																				
28							4			65-70			6.5				5			
29							4			70-75			5.4				4			
30							3													

Photo Log Notes: 75-80 2.61 For T-0 — 2

GPS Log Notes: 714 (1), 93, 92, 46, 345 — 417 (2), 98, 93, 47, 355 + 12 For T-0 — These 12 were measured on a separate sheet

367 total taken

Caged Mussel Deployment - Location Description

Lower Neponset River Superfund Site

Site #1

General Site Information

Staff: CML, JCM, JCS, RLB, JD Sean M.

Location ID: 24E- 0001

Health & Safety Concerns: Steep bank

GPS Coordinates

Northing: 42.2520504

Easting: -71.1207364

Date & Time: 6/21 1100

Weather Conditions: Full Sun, High 70s

Photos: Yes

Waterbody Details

Water depth (ft): 2ft - 2.5

Water velocity (ft/sec): 1 ft/s

Has there been heavy rain within last 7 days? (Y) / N

Water Quality Parameters Temp.: 26.38 pH: 6.97 DO: 4.96 (4.96) Sp. Cond.: 0.490 Turbidity: moderate Tannic

Discharge pipe(s) present? (Y) / N

Actively flowing? Y / (N)

Evidence of discharge? (Y) / N

Pipe diameter (ft): 8 in ~

Pipe construction: Metal (Concrete, Metal, Plastic, etc...)

Odor: petroleum (Sewage, Chlorine, etc...) odor from site

General composition of substrate (circle all that apply):

Bedrock | (Boulder (>10 in) 10) | (Cobble (2.5-10 in) 20%) | (Gravel (0.1-2.5 in) 10) | (Sand (coarse) 30%) | Detritus

(Silt (fine) 30%) | Marl (shells) | Clay (slick) | Muck (fine/black) | Debris | Concrete

Surrounding habitat: Tree line, apartments, railroad

Land use: Urban

Riparian areas? (Y) / N, however very slender and impaired

Shaded or Unshaded: Shaded

Trash/debris? (Y) / N

Bank slope, height: Steep

Discharges in or out? (Y) / N stormwater

Overhanging vegetation: Yes

Wetlands present? (Y) / N

Signs of potential human use? (Y) / N behind apartments slight signs, but Poison Ivy on banks and very steep access, do not lend this site for summer use

Vegetation and Biota

Fish observed:	(Y) / N	Type: Minnows
Invertebrates observed:	Y / (N)	Type:
Aquatic vegetation observed:	Y / (N)	Type (emergent, submergent, floating):
Birds observed:	Y / (N)	Type:
Mammals observed:	(Y) / N	Type:

Sketch of Cage Deployment Location (identify Replicate 1 and 2 at each location; one location with two additional replicates):



Caged Mussel Deployment - Deployed Mussels

Lower Neponset River Superfund Site

Site #1

General Site Information

Staff: CM, JCM, JCS, RLB, JD, Sean M.

Date & Time: 6/24 0800

Weather Conditions: Full Sun, High 70's

Location ID: 24E-0001

Photos: Yes

Replicate: (1) (2) 3 4

Mussel Information

Species: Elliptio Complanata

Date Collected: 6/19/24

Holding Conditions: Suspended in Lower Neponset

Number of Mussels Deployed: 30 total, 15 per cage

Bag # 4 Bag # 66 **Shell Length (mm)**

Number	Replicate 1	Replicate 2	Replicate 3	Replicate 4
1	62	61		
2	64	60		
3	61	62		
4	64	62		
5	69	67		
6	68	68		
7	65	65		
8	67	66		
9	75	72		
10	74	73		
11	75	70		
12	74	72		
13	76	76		
14	80	75		
15	79	77		
16				
17				
18	Normandeau added extra Mussels in case of low survival.			
19				
20	Mussels were a similar size distribution to above. Will obtain			
21	measurements & numbers on the list check. They are slow growers (1-2mm			
22	per year) and are not overcrowded at this density			
23				
24	Post Note 7/11/24: These extra mussels were not added here, but were instead only			
25	added to Set #6.			
26				
27				
28				
29				
30				

#1



Deployment Area	Length (meters)	Approx. Max. River Width	WGS84 Longitude	WGS84 Latitude
AREA 1 LDB	114.3	22 m	-71.12001475	42.25245411
AREA 1 RDB	127.9		-71.11988985	42.2522721

Legend

Mussel Cage Deployment Area

Shoreline Midpoints

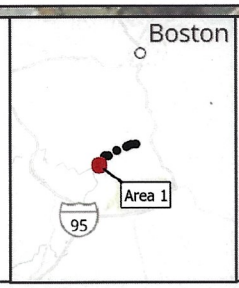

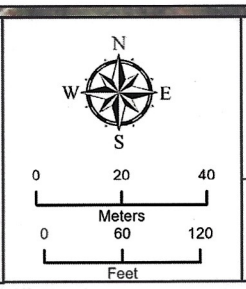

Figure 2.

Mussel Cage Deployment Area 1 Lower Neponset River

Boston, MA

NORMANDEAU ASSOCIATES
ENVIRONMENTAL CONSULTANTS

6/17/2024

Path: C:\Projects\LowerNeponsetRiver_MA_24984\LowerNeponsetRiver_MA_24984.aprx

Caged Mussel Deployment - Location Description

Lower Neponset River Superfund Site

Site #3

General Site Information

Staff: CML, JCM, JCS, JD, KLB, Sean M.

Location ID: 24E-0003

Health & Safety Concerns: local dog

GPS Coordinates

Northing: 42.259761°

Easting: -71.112522°

Date & Time: 0900 6/21/24

Weather Conditions: Hot, Humid ~85°F

Photos: Yes

Waterbody Details

Water depth (ft): 2 ft

Water velocity (ft/sec): 0.5-0.7 ft/sec

Has there been heavy rain within last 7 days? (Y) / N

Water Quality Parameters: Temp.: 26.1 pH: 7.08 DO: 5.10 Sp. Cond.: 0.433 Turbidity: Moderate

Discharge pipe(s) present? Y / (N)

Actively flowing? Y / (N)

Evidence of discharge? Y / (N)

Pipe diameter (ft):

Pipe construction: (Concrete, Metal, Plastic, etc...)

Odor: Petroleum (Sewage, Chlorine, etc...) @ Site

General composition of substrate (circle all that apply):

Bedrock	Boulder (>10 in)	Cobble (2.5-10 in)	(Gravel (0.1-2.5 in) 20	(Sand (coarse) 20	Detritus
(Silt (fine) 60%	Marl (shells)	Clay (slick)	Muck (fine/black)	Debris 70%	Concrete

Surrounding habitat: Urban, Wooded

Land use:

Riparian areas? (Y) / N

Shaded or Unshaded: Shaded

Trash/debris? Y / (N)

Bank slope, height: low, Height: 4 ft

Discharges in or out? Y / (N)

Overhanging vegetation: Yes, moderate

Wetlands present? (Y) / N

Signs of potential human use? (Y) / N Near apartments Trail, but set in a steep area away from visibility from trail

Vegetation and Biota

Fish observed:	Y / (N)	Type:
Invertebrates observed:	(Y) / N	Type:
Aquatic vegetation observed:	Y / (N)	Type (emergent, submergent, floating):
Birds observed:	Y / (N)	Type:
Mammals observed:	Y / (N)	Type:

Sketch of Cage Deployment Location (identify Replicate 1 and 2 at each location; one location with two additional replicates):



Caged Mussel Deployment - Deployed Mussels

Lower Neponset River Superfund Site

General Site Information

Staff: CMH, JCM, JCS, JD, RLB, Sean M.

Date & Time: 0800 6/21

Weather Conditions: Full Sun

Location ID: 24E- 0003

Photos: Yes

Replicate: (1) (2) 3 4

Mussel Information

Species: Elliptio Complanata

Date Collected: 6/19/24

Holding Conditions: Suspended in Lower Neponset River

Number of Mussels Deployed: 30 total, 15 per cage

Bag # 54 Bag #73 **Shell Length (mm)**

Number	Replicate 1	Replicate 2	Replicate 3	Replicate 4
1	60	64		
2	62	64		
3	65	60		
4	63	61		
5	65	68		
6	67	68		
7	69	66		
8	66	67		
9	68	66		
10	73	73		
11	70	73		
12	71	73		
13	70	71		
14	77	75		
15	84	78		
16				
17				
18				
19				
20				
21				
22				
23				
24				
25				
26				
27				
28				
29				
30				

#3 & 4

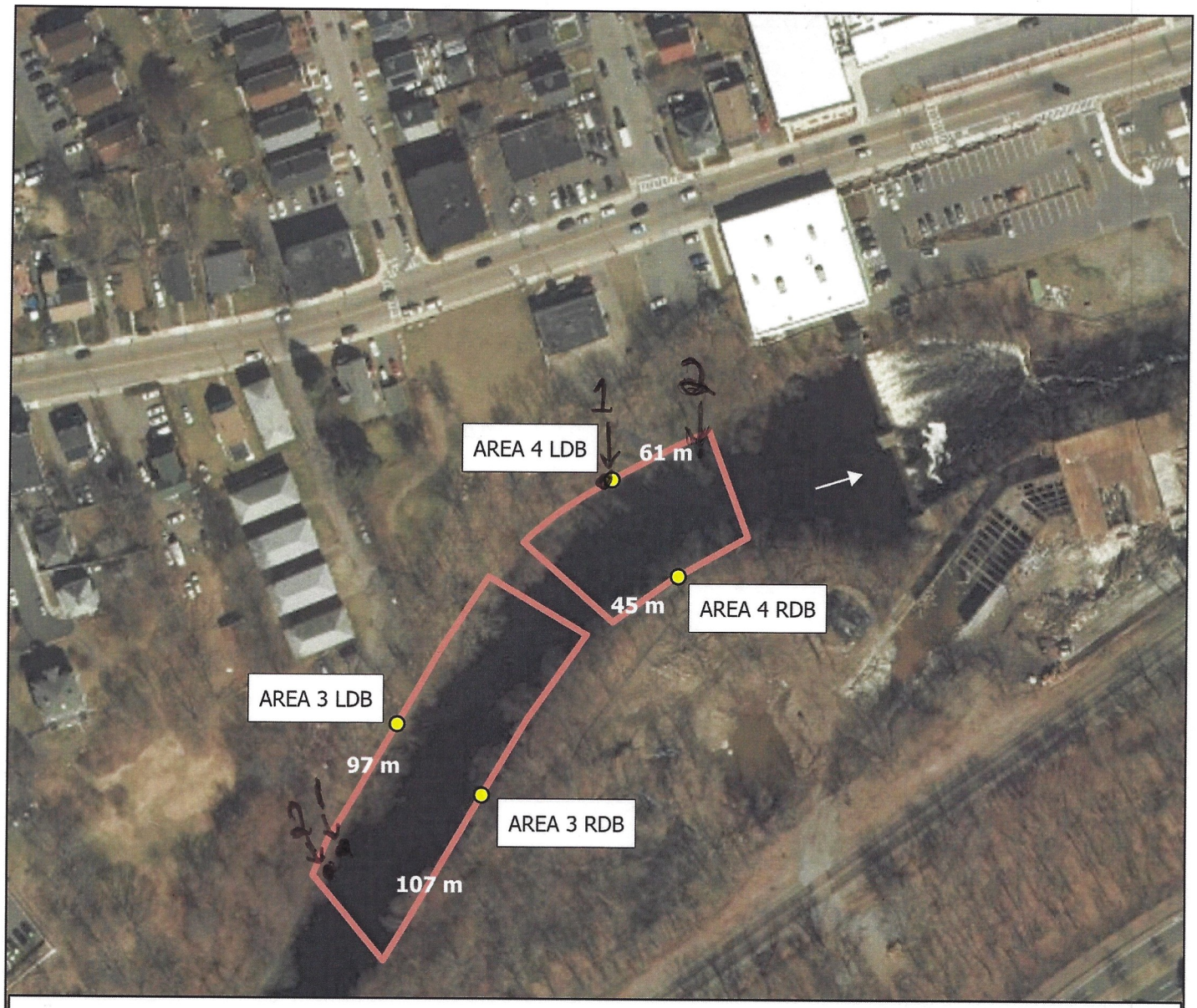

Deployment Area	Length (meters)	Approx. Max. River Width	WGS84 Longitude	WGS84 Latitude
AREA 3 LDB	96.9	32 m	-71.11214734	42.2603070
AREA 3 RDB	107.4		-71.11185948	42.2601269
AREA 4 LDB	60.9	34 m	-71.11141853	42.2609202
AREA 4 RDB	44.6		-71.1111922	42.2606776

Legend

Mussel Cage Deployment Area

Shoreline Midpoints

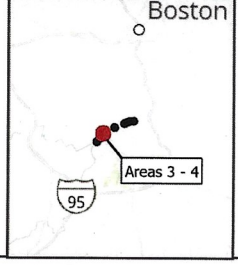

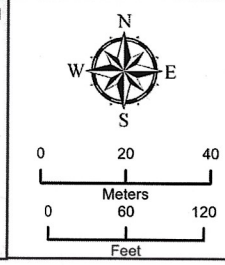

Figure 4.

Mussel Cage Deployment Area 3 and Area 4 Lower Neponset River

Boston, MA

NORMANDEAU ASSOCIATES
ENVIRONMENTAL CONSULTANTS

6/17/2024

Path: C:\Projects\LowerNeponsetRiver_MA_24984\LowerNeponsetRiver_MA_24984.aprx

Caged Mussel Deployment - Location Description

Lower Neponset River Superfund Site

Site #4

General Site Information

Staff: JCS, CML, JCM, RLB, JD, Sean M.

Location ID: 24E-0004

Health & Safety Concerns: soft bottom, snapping turtle

GPS Coordinates (Rep 1)
Northing: 42.2607260
Easting: -71.111564

Date & Time: 0930 6/21/24

Weather Conditions: Hot, Humid ~85°F

Photos: Yes

Waterbody Details

Replicate 2 GPS: N 42.261034 E -71.111124

Water depth (ft): 2ft

Water velocity (ft/sec): 0.5-0.7 ft/sec

Has there been heavy rain within last 7 days? (Y) / N

Water Quality Parameters: Temp.: 26.1°C pH: 7.08 DO: 5.10 Sp. Cond.: 0.433 Turbidity: Moderate

Discharge pipe(s) present? (Y) N — Actively flowing? (Y) N — Evidence of discharge? (Y) N

Pipe diameter (ft): 24in — Pipe construction: metal (Concrete, Metal, Plastic, etc...) — Odor: Petroleum (Sewage, Chlorine, etc...) - stormwater Discharge

General composition of substrate (circle all that apply):

Bedrock — Boulder (>10 in) — Cobble (2.5-10 in) 5% — (Gravel (0.1-2.5 in) 20%) — (Sand (coarse) 20%) Detritus

(Silt (fine) 60%) — Marl (shells) — Clay (slick) — Muck (fine/black) — (Debris 20%) Concrete

Surrounding habitat: Urban, wooded — Land use:

Riparian areas? (Y) N — Shaded or Unshaded: Shaded

Trash/debris? Y / (N) — Bank slope, height: slope - moderate, Hgt'.

Discharges in or out? Y / (N) — Overhanging vegetation: Yes, moderate

Wetlands present? (Y) N

Signs of potential human use? (Y) N — Nearby apartments, Trail

Vegetation and Biota

Fish observed: Y / (N) — Type:

Invertebrates observed: (Y) / N — Type:

Aquatic vegetation observed: Y / (N) — Type (emergent, submergent, floating):

Birds observed: Y / (N) — Type:

Mammals observed: Y / (N) — Type:

Reptile: Yes — Snapping Turtle

Sketch of Cage Deployment Location (identify Replicate 1 and 2 at each location; one location with two additional replicates):

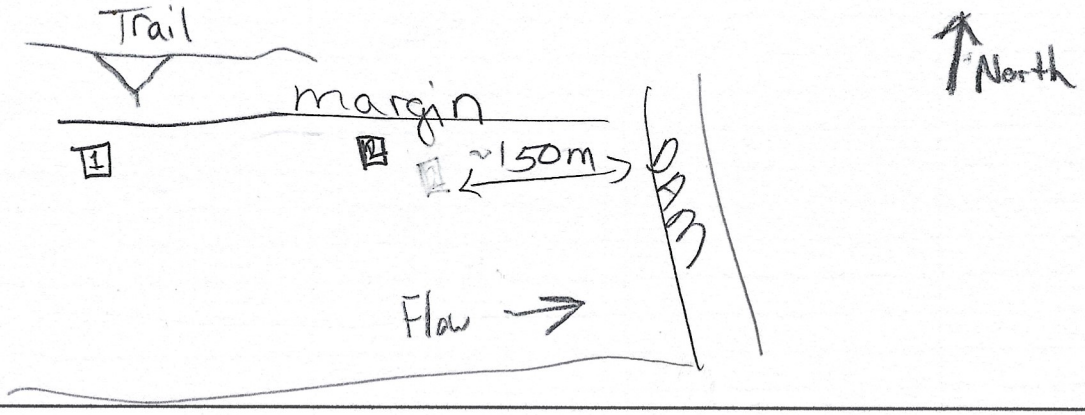

Caged Mussel Deployment - Deployed Mussels

Lower Neponset River Superfund Site

General Site Information

Staff: CML, JCM, JCS, RLB, JD
sean m.

Date & Time: 6/21/0800

Weather Conditions:

Location ID: 24E- 0004

Photos: Full Sun
Yes

Replicate: (1) (2) 3 4

Mussel Information

Species: Elliptio complanata

Date Collected: 6/19/24

Holding Conditions: Suspended in Lower Neponset River

Number of Mussels Deployed: 30 total, 15 per cage

Bag #11 Bag #6 **Shell Length (mm)**

Number	Replicate 1	Replicate 2	Replicate 3	Replicate 4
1	64	61		
2	62	62		
3	61	64		
4	62	63		
5	67	67		
6	69	68		
7	66	69		
8	67	66		
9	69	65		
10	71	70		
11	72	74		
12	75	73		
13	72	73		
14	79	78		
15	76	78		
16				
17				
18				
19				
20				
21				
22				
23				
24				
25				
26				
27				
28				
29				
30				

Caged Mussel Deployment - Location Description

Lower Neponset River Superfund Site

Site # 5

General Site Information

Staff: JCS, RLB, CMM, JCM, Sean M

Location ID: 24E-0005

Health & Safety Concerns:

GPS Coordinates

Northing: 42.260678

Easting: -71.107475

Date & Time: 6/20 1614

Weather Conditions: Hot, Humid 94°F

Photos: Yes

Waterbody Details

Water depth (ft): 2'

Water velocity (ft/sec): 1ft/s

Has there been heavy rain within last 7 days? (Y) / N

Water Quality Parameters Temp.: 26.6C pH: 7.1 DO: 7.7 Sp. Cond.: .44 Turbidity: MODERATE/TAN

Discharge pipe(s) present? Y / (N) Actively flowing? Y / N Evidence of discharge? Y / N

Pipe diameter (ft): Pipe construction: (Concrete, Metal, Plastic, etc...) Odor: (Sewage, Chlorine, etc...)

General composition of substrate (circle all that apply):

Bedrock	Boulder (>10 in)	Cobble (2.5-10 in)	(Gravel (0.1-2.5 in)) 40%	(Sand (coarse)) 50%	(Detritus) 20%
(Silt (fine)) 10%	Marl (shells)	Clay (slick)	Muck (fine/black)	Debris	Concrete

Surrounding habitat: PALUSTRINE SS WETLAND Land use: URBAN/ FORESTED

Riparian areas? (Y) / N Shaded or Unshaded: SHADED

Trash/debris? (Y) N Bank slope, height: 30% 10'

Discharges in or out? Y / (N) Overhanging vegetation: YES

Wetlands present? (Y) / N

Signs of potential human use? Y / (N)

Vegetation and Biota

Fish observed:	(Y) N	Type:
Invertebrates observed:	(Y) N	Type: Mussels + Shells
Aquatic vegetation observed:	(Y) N	Type (emergent, submergent, floating):
Birds observed:	(Y) N	Type:
Mammals observed:	(Y) N	Type:

Sketch of Cage Deployment Location (identify Replicate 1 and 2 at each location; one location with two additional replicates):

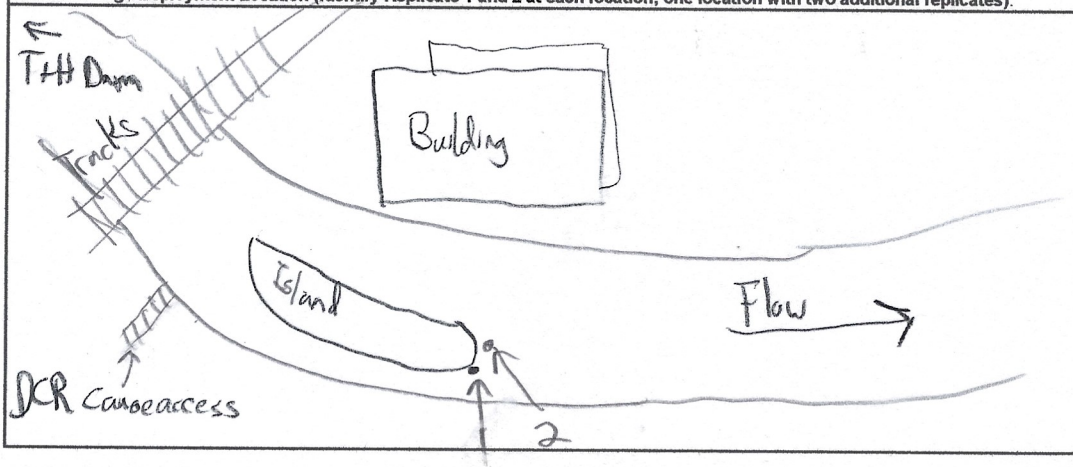

Caged Mussel Deployment - Deployed Mussels

Lower Neponset River Superfund Site

T+H Dam below - Site #5

General Site Information

Staff: CML, JCM, JCS, JD, JSM

Date & Time: 6/20 1614

Weather Conditions: Hot, Humid

Location ID: 24E-0005

Photos: Yes

Replicate: (1) (2) 3 4

Mussel Information

Species: Elliptio complanata

Date Collected: 6/19/24

Holding Conditions: Suspended in Lower Neponset River

Number of Mussels Deployed: 30 total, 15 per cage

Bag # 4 Bag #54 **Shell Length (mm)**

Number	Replicate 1	Replicate 2	Replicate 3	Replicate 4
1	74	80		
2	63	69		
3	70	68		
4	64	60		
5	73	70		
6	69	63		
7	73	66		
8	79	64		
9	76	75		
10	74	68		
11	68	77		
12	66	71		
13	64	61		
14	65	75		
15	60	73		
16				
17				
18				
19				
20				
21				
22				
23				
24				
25				
26				
27				
28				
29				
30				

#5

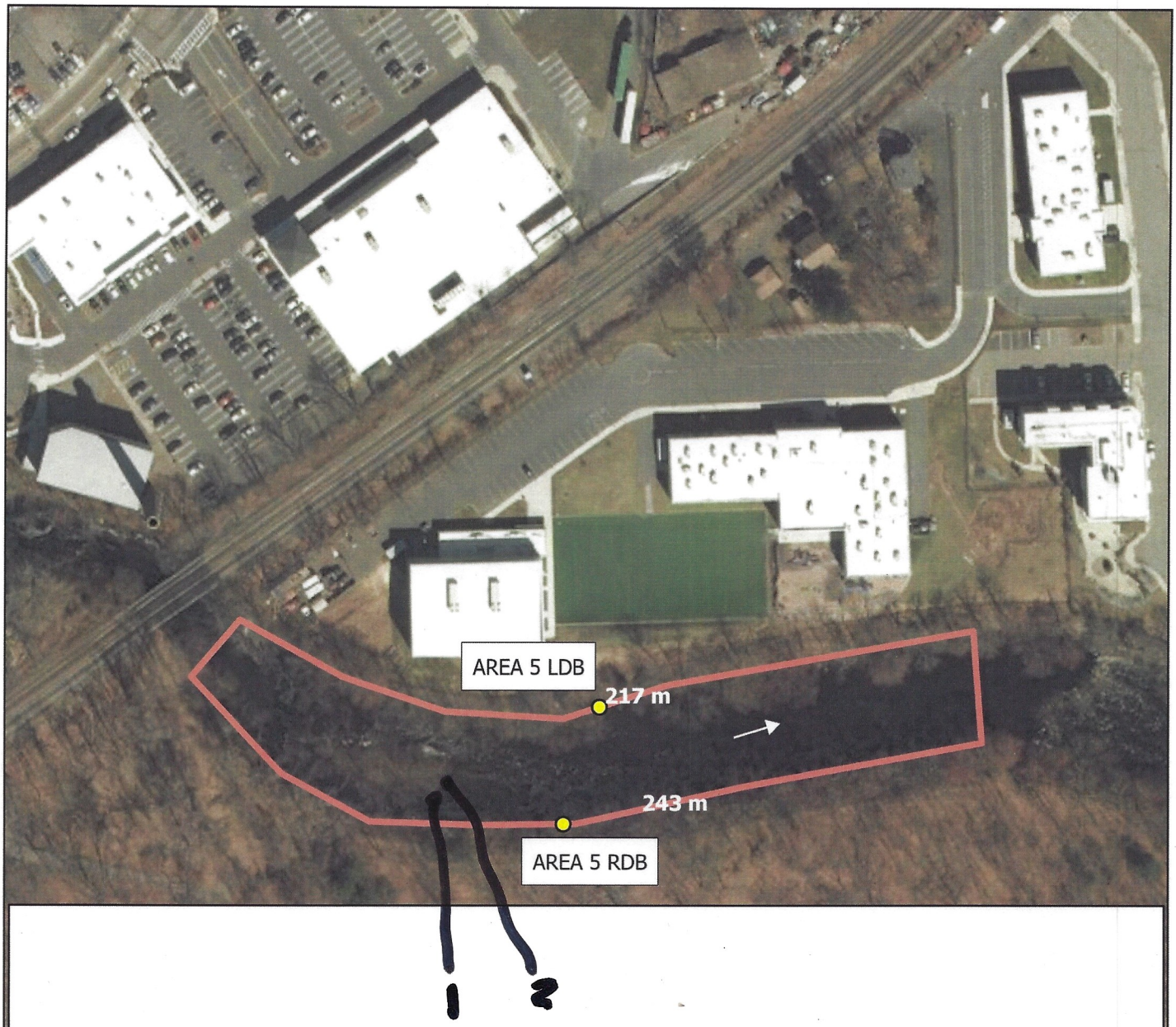

Deployment Area	Length (meters)	Approx. Max. River Width	WGS84 Longitude	WGS84 Latitude
AREA 5 LDB	217.2	33 m	-71.10695813	42.26080985
AREA 5 RDB	242.7		-71.10708447	42.260511

Legend

Mussel Cage Deployment Area

Shoreline Midpoints

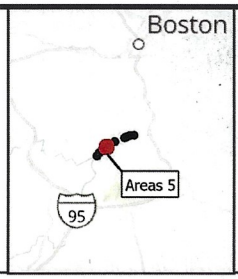

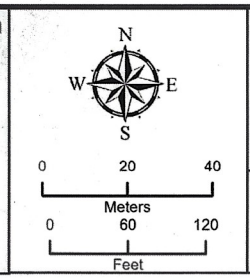

Figure 5.
Mussel Cage Deployment Area 5 Lower Neponset River

Boston, MA

NORMANDEAU ASSOCIATES
ENVIRONMENTAL CONSULTANTS

6/17/2024

Path: C:\Projects\LowerNeponsetRiver_MA_24984\LowerNeponsetRiver_MA_24984.aprx

Caged Mussel Deployment - Location Description

Lower Neponset River Superfund Site

Site #Co #

General Site Information

Staff: CML/JCS

Location ID: 24E-0006

Health & Safety Concerns: N/A

GPS Coordinates

Northing: 42.265783

Easting: -71.095253

Date & Time: 6/19 - 1500

Weather Conditions: 75 Partly Cloudy

Photos: Yes

Waterbody Details

Water depth (ft): ~2ft

Water velocity (ft/sec): 0.75 - 1ft/sec

Has there been heavy rain within last 7 days? Y / (N)

Water Quality Parameters Temp.: 23.49°C pH: 7.28 DO: 7.57 Sp. Cond.: 0.398 Turbidity: low

Discharge pipe(s) present? (Y) / N

Actively flowing? Y / (N)

Evidence of discharge? (Y) / N

Pipe diameter (ft): 10 - 12 in

Pipe construction: Metal (Concrete, Metal, Plastic, etc...)

Odor: Petroleum (Sewage, Chlorine, etc...)

General composition of substrate (circle all that apply): Note: Detritus is above substrate and is separate from composition

Bedrock | Boulder (>10 in) | (Cobble (2.5-10 in) 60%) | (Gravel (0.1-2.5 in) 20%) | (Sand (coarse) 15%) | (Detritus) 20%

(Silt (fine)) 5% | Marl (shells) | Clay (slick) | (Muck (fine/black)) | Debris | Concrete

Detritus 15% coverage

Surrounding habitat: wooded and urban

Land use: Urban

Riparian areas? (Y) / N

Shaded or Unshaded: Shaded

Trash/debris? (Y) / N

Bank slope, height: 45°, 20 ft

Discharges in or out? (Y) / N

Overhanging vegetation: Trees

Wetlands present? Y / (N)

Signs of potential human use? (Y) N Nearby park - but no signs immediately @ site

Vegetation and Biota

Fish observed: (Y) / N Type:

Invertebrates observed: (Y) / N Type: Mussel shells

Aquatic vegetation observed: (Y) / N Type (emergent, submergent, floating):

Birds observed: (Y) / N Type: woodpecker

Mammals observed: Y / (N) Type:

Sketch of Cage Deployment Location (identify Replicate 1 and 2 at each location; one location with two additional replicates):

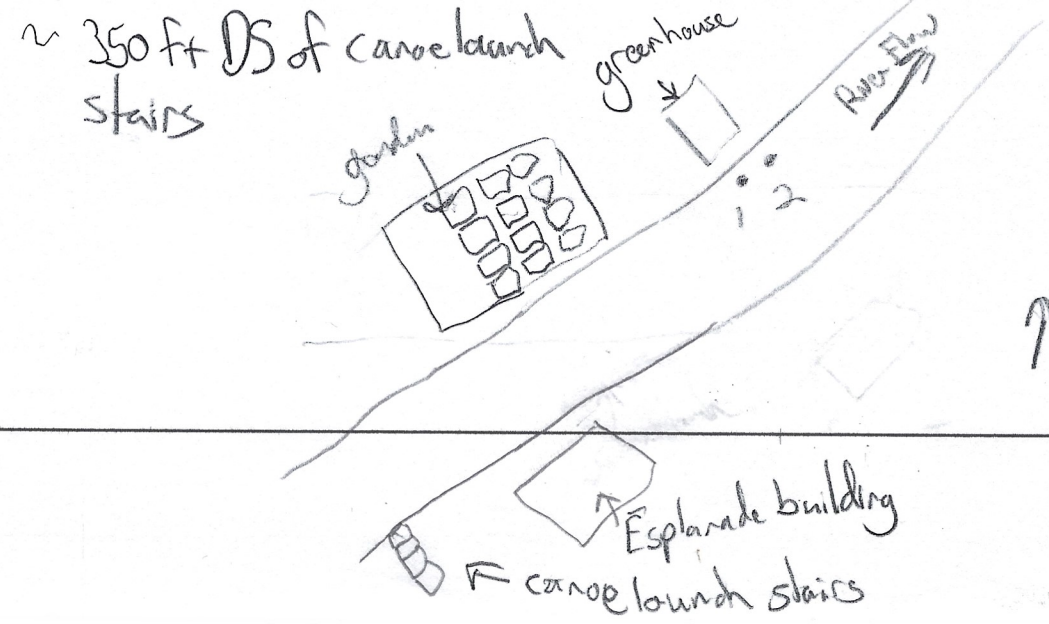

Caged Mussel Deployment - Deployed Mussels

Lower Neponset River Superfund Site

General Site Information

Staff: Sean Maxwell, Joe Snively, + 3 NAI staff

Date & Time: 6/19/24

Weather Conditions: Hot Humid

Photos: NAI

Location ID: 24E- 0006

Site 6

Replicate: (1) (2) 3 4

Mussel Information

Species: Elliptio Complanata

Date Collected: 6/19/24

Holding Conditions: River @ Site 6

Number of Mussels Deployed: 15 for each replicate
30 total

Shell Length (mm)

Number	Replicate 1	Replicate 2	Replicate 3	Replicate 4
1	66	63		
2	71	64		
3	63	65		
4	73	79		
5	70	77		
6	85	76		
7	61	69		
8	70	70		
9	78	72		
10	66	71		
11	76	65		
12	66	71		
13	62	59		
14	60	64		
15	69	66		
16				
17				
18				
19				
20	More Mussels were added on 6/21/24 to supplement in case of			
21	loss. Mussels were of similar size distribution to above. Mussels			
22	will be measured and counted on the first check on 7/8/24. Mussels			
23	were not overcrowded			
24				
25				
26				
27				
28				
29				
30				

#6

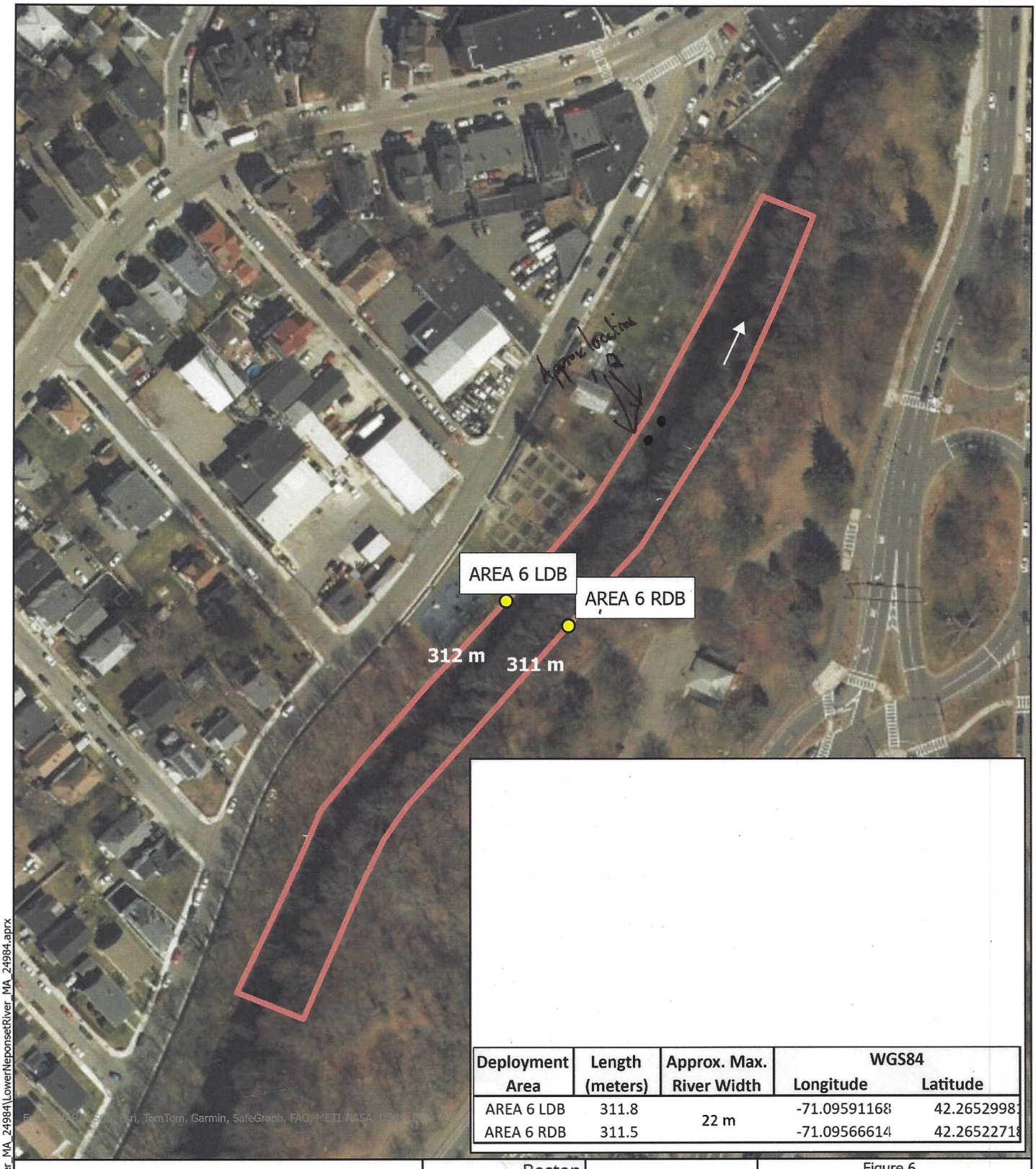

Deployment Area	Length (meters)	Approx. Max. River Width	WGS84 Longitude	WGS84 Latitude
AREA 6 LDB	311.8	22 m	-71.09591168	42.2652998
AREA 6 RDB	311.5		-71.09566614	42.2652271

Legend

- Mussel Cage Deployment Area
- Shoreline Midpoints

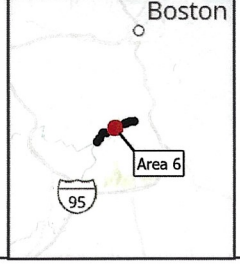

N
W E
S

0 20 40
Meters
0 60 120
Feet

Figure 6.
Mussel Cage Deployment Area 6 Lower Neponset River

Boston, MA

NORMANDEAU ASSOCIATES
ENVIRONMENTAL CONSULTANTS

6/17/2024

Path: C:\Projects\LowerNeponsetRiver_MA_24984\LowerNeponsetRiver_MA_24984.aprx

Caged Mussel Deployment - Location Description

Lower Neponset River Superfund Site

Site #7

General Site Information

Staff: - CML, JCM, JCS, RLB, Sean, JD

Location ID: 24E-0007

Health & Safety Concerns:

GPS Coordinates

~~Northing~~: Lat: 39.916735

~~Easting~~: Long: -71.602224

Date & Time: 6/20 - 1031

Weather Conditions: 95°F SUNNY

Photos:

Waterbody Details

DUP. SITE LAT: 42.268273 LONG: -71.082508

Water depth (ft): 2ft

Water velocity (ft/sec): 0.8 ft/s

Has there been heavy rain within last 7 days? (Y) / N

Water Quality Parameters Temp.: 25.6 C pH: 7.1 DO: 7.93 Sp. Cond.: 0.430 Turbidity: CLEAR/TANIC

Discharge pipe(s) present? Y / (N)

Actively flowing? Y / N

Evidence of discharge? Y / (N)

Pipe diameter (ft):

Pipe construction: (Concrete, Metal, Plastic, etc...)

Odor: (Sewage, Chlorine, etc...)

General composition of substrate (circle all that apply):

Bedrock | Boulder (>10 in) | Cobble (2.5-10 in) 10% | Gravel (0.1-2.5 in) 40% | Sand (coarse) 40% | Detritus

Silt (fine) 10% | Marl (shells) | Clay (slick) | Muck (fine/black) | Debris 10% | Concrete

Surrounding habitat: PALUSTRINE SS WETLAND

Land use: URBAN FORESTED

Riparian areas? (Y) / N

Shaded or Unshaded: PARTLY SHADED

Trash/debris? (Y) / N

Bank slope, height: 20% 8'

Discharges in or out? Y (N)

Overhanging vegetation: YES

Wetlands present? (Y) / N

Signs of potential human use? Y / (N)

Vegetation and Biota

Fish observed: (Y) / N Type:

Invertebrates observed: (Y) N Type:

Aquatic vegetation observed: (Y) / N Type (emergent, submergent, floating):

Birds observed: (Y) / N Type:

Mammals observed: (Y) N Type:

Sketch of Cage Deployment Location (identify Replicate 1 and 2 at each location; one location with two additional replicates):

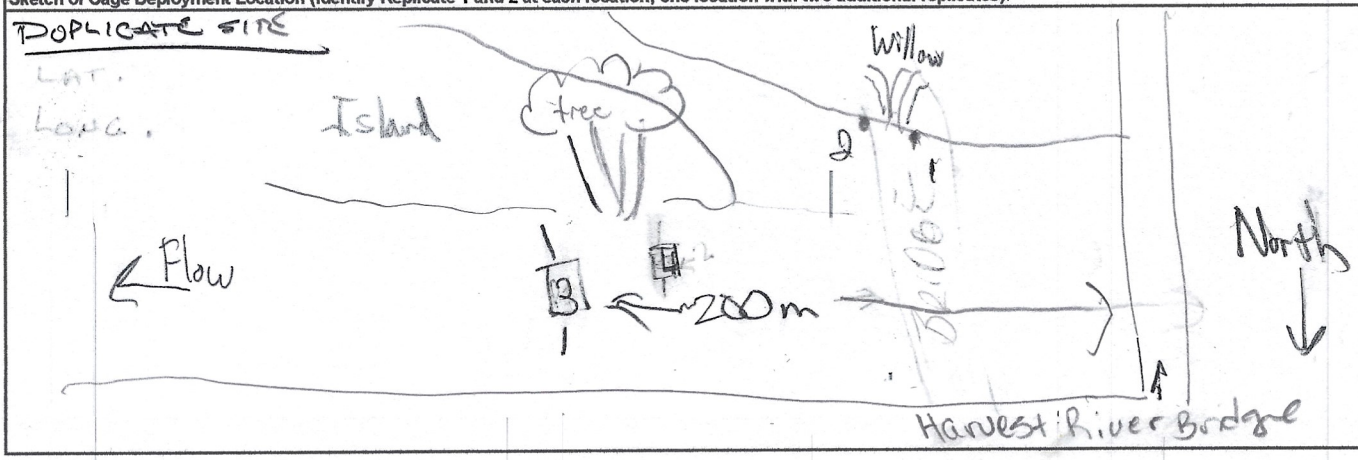

Caged Mussel Deployment - Deployed Mussels

Lower Neponset River Superfund Site

Site #7

General Site Information

Staff: CML, JCS, JCM, RLB

Date & Time: 1029 6/20

Weather Conditions: Hot/Sunny

Photos:

Location ID: 24E- 0007

Replicate: (1) (2) 3 4

Site 7

Mussel Information

Species: Elliptio complanata

Date Collected: 6/19/2024

Holding Conditions: suspended in river water

Number of Mussels Deployed: 15 each replicate

DUPLICATE SET 3

	Bag #4	Bag #66 Shell Length (mm)	BAG 54	BAG 61
Number	**Replicate 1**	**Replicate 2**	**Replicate 3**	**Replicate 4**
1	62	60	62	63
2	65	62	60	63
3	64	60	60	61
4	63	62	63	63
5	70	69	69	68
6	68	66	65	70
7	66	68	66	68
8	69	69	67	67
9	73	70	70	72
10	74	71	70	71
11	69	73	73	70
12	72	74	72	72
13	80	78	76	79
14	77	78	80	76
15	76	75	75	79
16				
17				
18				
19				
20				
21				
22				
23				
24				
25				
26				
27				
28				
29				
30				

#7



Deployment Area	Length (meters)	Approx. Max. River Width	WGS84 Longitude	WGS84 Latitude
AREA 7 LDB	183.5	75 m	-71.08280075	42.2689203
AREA 7 RDB	268.6		-71.08252164	42.2683283

Legend

Mussel Cage Deployment Area

Shoreline Midpoints

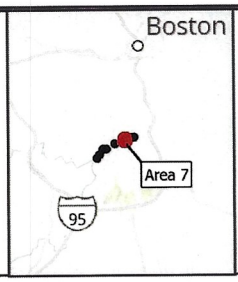

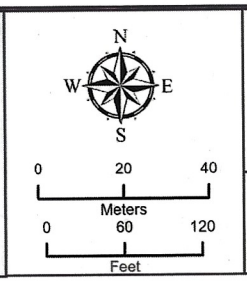

Figure 7.

Mussel Cage Deployment Area 7 Lower Neponset River

Boston, MA

NORMANDEAU ASSOCIATES
ENVIRONMENTAL CONSULTANTS

6/17/2024

Path: C:\Projects\LowerNeponsetRiver_MA_24984\LowerNeponsetRiver_MA_24984.aprx

Caged Mussel Deployment - Location Description

Lower Neponset River Superfund Site

Site # 8

General Site Information

Staff: CML, JCS, JCM, RLB

Location ID: 24E-008

Health & Safety Concerns:

GPS Coordinates
Northing: 42.269575
Easting: -71.081006

Date & Time: 6/20/24 1104
Weather Conditions: 90°F SUNNY
Photos: Yes

Waterbody Details

Water depth (ft): 2 FT
Water velocity (ft/sec): 0.5 f/s
Has there been heavy rain within last 7 days? Y (N)

Water Quality Parameters: Temp.: 26.2°C pH: 7.2 DO: 8.42 Sp. Cond.: 0.436 Turbidity: CLEAR/TANIC

Discharge pipe(s) present? Y / (N)
Actively flowing? Y / (N)
Evidence of discharge? Y / (N)
Pipe diameter (ft):
Pipe construction: (Concrete, Metal, Plastic, etc...)
Odor: (Sewage, Chlorine, etc...)

General composition of substrate (circle all that apply):

Bedrock | Boulder (>10 in) | (Cobble (2.5-10 in)) 10% | (Gravel (0.1-2.5 in)) 40% | (Sand (coarse)) 40% | Detritus
(Silt (fine)) 10% | Marl (shells) | Clay (slick) | Muck (fine/black) | Debris 10% | Concrete

Surrounding habitat: PALUSTRINE SS WETLANDS
Land use: URBAN FORESTED
Riparian areas? (Y) N
Shaded or Unshaded: SHADED
Trash/debris? (Y) N
Bank slope, height: 20% 7'
Discharges in or out? Y / (N)
Overhanging vegetation: YES
Wetlands present? (Y) N
Signs of potential human use? Y (N)

Vegetation and Biota

Fish observed: (Y) / N — Type: MINNOWS
Invertebrates observed: (Y) N — Type: MUSSELS - elliptio
Aquatic vegetation observed: (Y) N — Type (emergent, submergent, floating): SUBMERGENT
Birds observed: (Y) N — Type: Heron
Mammals observed: (Y) / N — Type: Signs of Raccoon + Beaver

Sketch of Cage Deployment Location (identify Replicate 1 and 2 at each location; one location with two additional replicates):

10% SAV

See marked up aerial photo

Caged Mussel Deployment - Deployed Mussels

Lower Neponset River Superfund Site

General Site Information

Staff: JCS, JCM, CML, RLB, JD Sean M.

Date & Time: 6/20/24 1104

Weather Conditions: Hot, Humid ~95 °F

Location ID: 24E-0008

Photos: Yes

Replicate: (1) (2) 3 4 Site 8

Mussel Information

Species: Elliptio complanata

Date Collected: 6/19/24

Holding Conditions: Suspended in Lower Neponset River

Number of Mussels Deployed: 30 total, 15 per cage

Bag #11 Bag #73 **Shell Length (mm)**

Number	Replicate 1	Replicate 2	Replicate 3	Replicate 4
1	60	62		
2	63	61		
3	65	60		
4	64	61		
5	65	69		
6	65	65		
7	70	67		
8	66	65		
9	72	72		
10	73	70		
11	73	70		
12	73	73		
13	81	76		
14	75	82		
15	83	75		
16				
17				
18				
19				
20				
21				
22				
23				
24				
25				
26				
27				
28				
29				
30				

Site #8



Deployment Area	Length (meters)	Approx. Max. River Width	WGS84 Longitude	WGS84 Latitude
AREA 8 LDB	191.3	81 m	-71.08008777	42.26990416
AREA 8 RDB	182.7		-71.07965631	42.26924914

Legend

Mussel Cage Deployment Area

Shoreline Midpoints

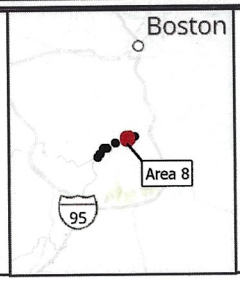

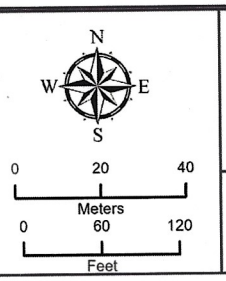

Figure 8.

Mussel Cage Deployment Area 8 Lower Neponset River

Boston, MA

NORMANDEAU ASSOCIATES
ENVIRONMENTAL CONSULTANTS

6/17/2024

Path: C:\Projects\LowerNeponsetRiver_MA_24984\LowerNeponsetRiver_MA_24984.aprx

Caged Mussel Deployment - Location Description

Lower Neponset River Superfund Site

Site #9

General Site Information

Staff: RLB JCS CML JCM

Location ID: 24E-0009

Health & Safety Concerns:

GPS Coordinates
Northing: 42,269964
Easting: -71.077996

Date & Time: 6/20/24 1200
Weather Conditions: Full Sun
Photos: Yes

Waterbody Details

Water depth (ft): 2'

Water velocity (ft/sec): 0.5 F/S

Has there been heavy rain within last 7 days? (Y) N

Water Quality Parameters: Temp.: 26.3°C pH: 7.15 DO: 7.8 Sp. Cond.: 0.43 Turbidity: MODERATE/TANIC

Discharge pipe(s) present? Y (N)

Actively flowing? Y (N)

Evidence of discharge? Y (N)

Pipe diameter (ft): _____

Pipe construction: _____ (Concrete, Metal, Plastic, etc...)

Odor: _____ (Sewage, Chlorine, etc...)

General composition of substrate (circle all that apply):

Bedrock	Boulder (>10 in)	Cobble (2.5-10 in)	Gravel (0.1-2.5 in)	Sand (coarse)	Detritus 60%
Silt (fine) 100%	Marl (shells)	Clay (slick)	Muck (fine/black)	Debris	Concrete

Surrounding habitat: PALUSTRINE SS WETLAND

Land use: URBAN FORESTED

Riparian areas? (Y) / N

Shaded or Unshaded: SHADED

Trash/debris? (Y) N

Bank slope, height: 20% 7'

Discharges in or out? Y (N)

Overhanging vegetation: YES

Wetlands present? (Y) N

Signs of potential human use? Y (N)

Vegetation and Biota

Fish observed:	(Y) / N	Type:
Invertebrates observed:	(Y) / N	Type:
Aquatic vegetation observed:	(Y) / N	Type (emergent, submergent, floating):
Birds observed:	(Y) / N	Type:
Mammals observed:	(Y) / N	Type:

Sketch of Cage Deployment Location (identify Replicate 1 and 2 at each location; one location with two additional replicates):

BEAVER DAM ADJACENT TO SITE.

See Marked up aerial photo

Caged Mussel Deployment - Deployed Mussels

Lower Neponset River Superfund Site

General Site Information

Staff: CML, JCM, JCS, JD, RLB, Seam M.

Date & Time: 6/20/24

Weather Conditions: Full Sun

Photos:

Location ID: 24E- 0009

Replicate: (1) (2) 3 4

Site 9

Mussel Information

Species: Elliptio complanata

Date Collected: 6/19/24

Holding Conditions: Suspended in lower Neponset River

Number of Mussels Deployed: 30 total, 15 per cage

Bag # 38 Bag # 67

Number	Shell Length (mm) Replicate 1	Replicate 2	Replicate 3	Replicate 4
1	60	63		
2	60	62		
3	63	64		
4	63	63		
5	66	67		
6	70	68		
7	67	66		
8	64	65		
9	74	71		
10	70	72		
11	73	71		
12	71	70		
13	78	82		
14	78	75		
15	75	76		
16				
17				
18				
19				
20				
21				
22				
23				
24				
25				
26				
27				
28				
29				
30				

#9



Deployment Area	Length (meters)	Approx. Max. River Width	WGS84 Longitude	WGS84 Latitude
AREA 9 LDB	261.8	55 m	-71.07662714	42.2706418
AREA 9 RDB	244.4		-71.07652741	42.2701874

Legend

Mussel Cage Deployment Area

Shoreline Midpoints

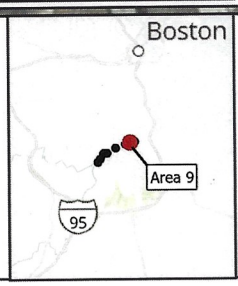

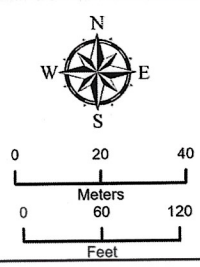

Figure 9.

Mussel Cage Deployment Area 9 Lower Neponset River

Boston, MA

NORMANDEAU ASSOCIATES
ENVIRONMENTAL CONSULTANTS

6/17/2024

Path: C:\Projects\LowerNeponsetRiver_MA_24984\LowerNeponsetRiver_MA_24984.aprx

32401953
32401953001
Batch:
Mussel Length (mm)
76.1
75.0
67.5
74.4
74.3
81.1
74.2
68.2
68.7
66.1
67.9
65.5
64.2
76.0
65.6
Composite Weight 171.4 g

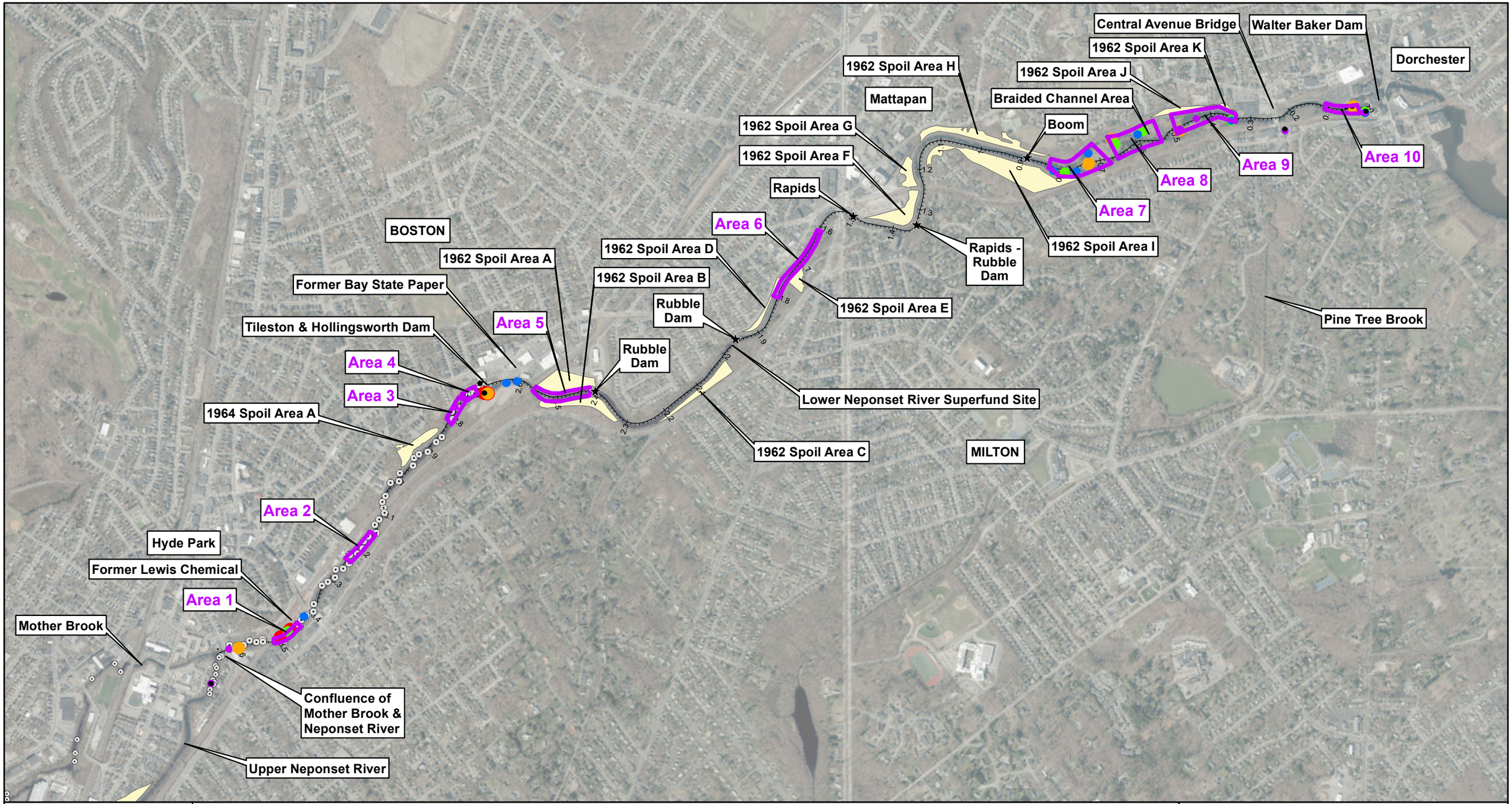

AECOM

Drawn:	JB	06/06/2024
Approved:	WH	06/06/2024
Project #:	60689868	

Legend

Historical PCB Totals (ug/kg)

- Non Detect
- < 100
- 100 - 1,000
- 1,000 - 10,000
- 10,000 - 100,000
- > 100,000

- Dredge Spoil Areas (DCR, 2006)
- Sediment Sampling Location in Phase 1 Reach
- Mussel Cage Deployment Area
- River Mile

Note
Historical total PCB results shown for both Aroclors and PCB congeners, when available.
Data collected in 2017 and 2018 (Weston, 2019).
Source
Orthoimagery from MassGIS, 2023.

N

0 600 1,200

Scale in Feet

FIGURE 3
MUSSEL CAGE DEPLOYMENT AREAS

LOWER NEPONSET RIVER
BOSTON, MASSACHUSETTS

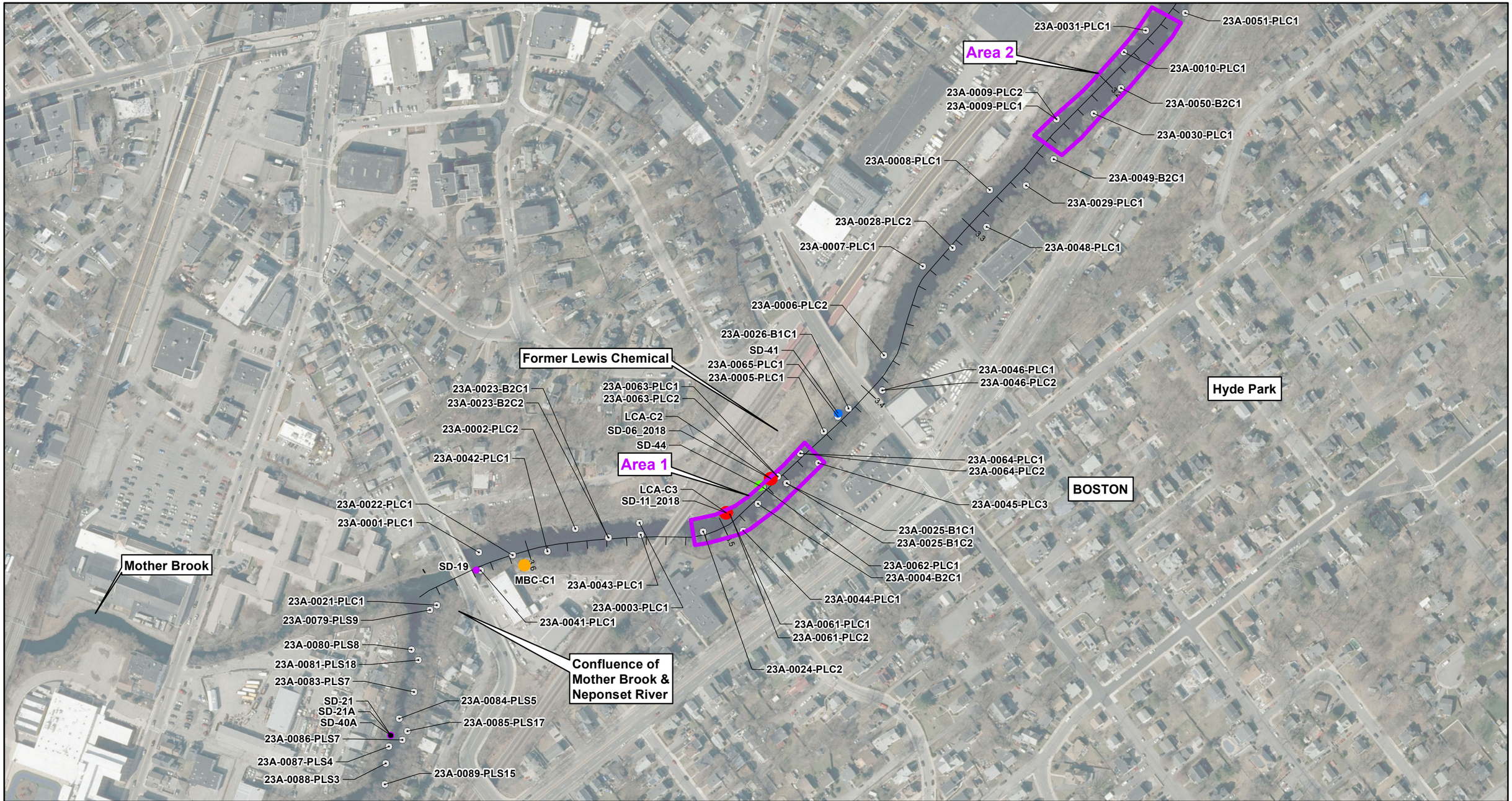

AECOM

Drawn:	JB	06/06/2024
Approved:	WH	06/06/2024
Project #:	60689868	

Legend

Historical PCB Totals (ug/kg)

- Non Detect
- < 100
- 100 - 1,000
- 1,000 - 10,000
- 10,000 - 100,000
- > 100,000

- Sediment Sampling Location in Phase 1 Reach
- Mussel Cage Deployment Area
- River Mile

Note
Historical total PCB results shown for both Aroclors and PCB congeners, when available.
Data collected in 2017 and 2018 (Weston, 2019).
Source
Orthoimagery from MassGIS, 2023.

N

0 125 250

Scale in Feet

FIGURE 4
AREA AROUND FORMER LEWIS CHEMICAL MUSSEL CAGE DEPLOYMENT AREAS

LOWER NEPONSET RIVER
BOSTON, MASSACHUSETTS

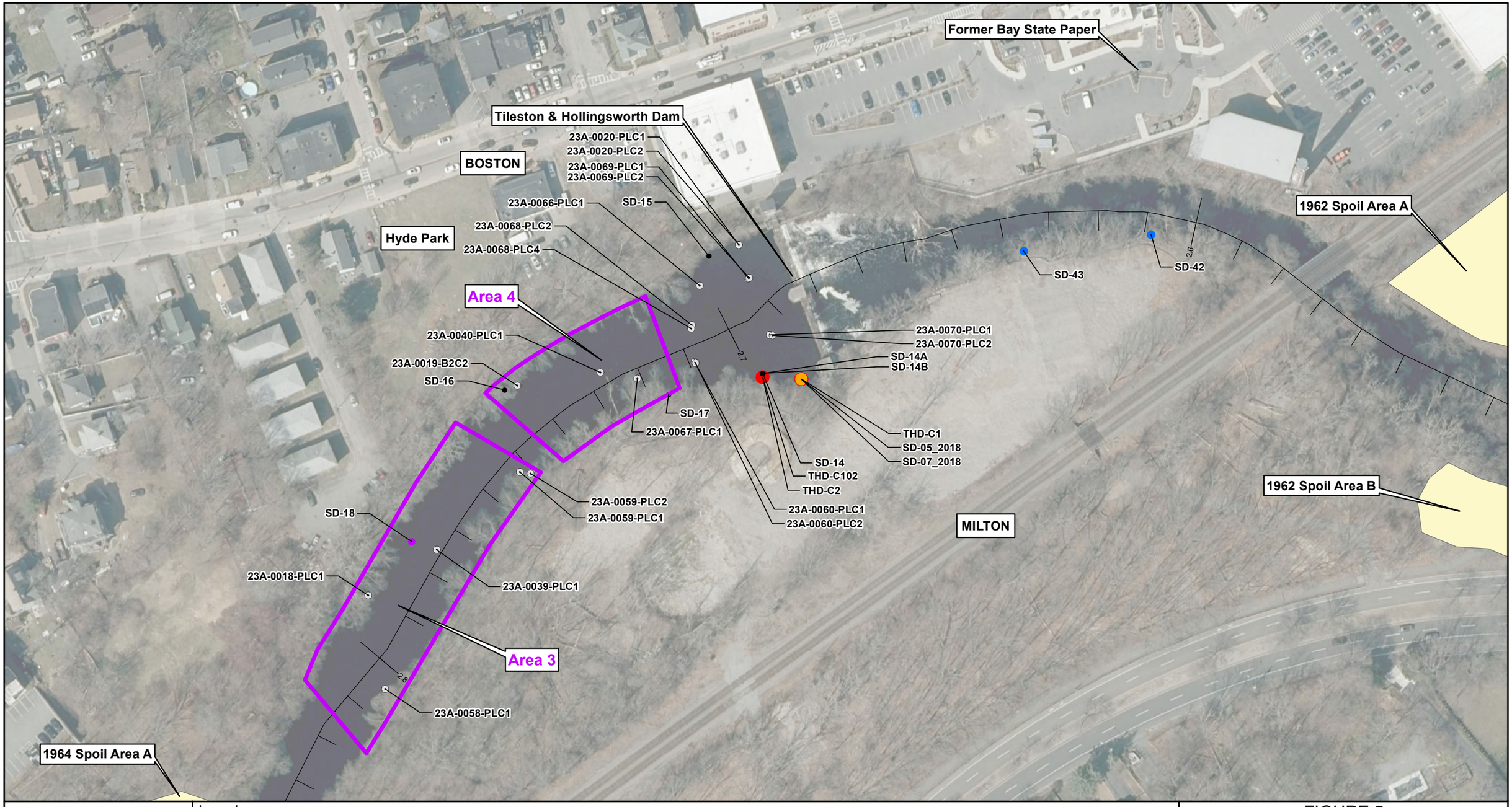

AECOM

Drawn:	JB	06/06/2024
Approved:	WH	06/06/2024
Project #:	60689868	

Legend

Historical PCB Totals (ug/kg)

- Non Detect
- < 100
- 100 - 1,000
- 1,000 - 10,000
- 10,000 - 100,000
- > 100,000

- Dredge Spoil Areas (DCR, 2006)
- Sediment Sampling Location in Phase 1 Reach
- Mussel Cage Deployment Area
- River Mile

Note
Historical total PCB results shown for both Aroclors and PCB congeners, when available.
Data collected in 2017 and 2018 (Weston, 2019).
Source
Orthoimagery from MassGIS, 2023.

N

0 50 100

Scale in Feet

FIGURE 5
T&H DAM
MUSSEL CAGE DEPLOYMENT AREAS

LOWER NEPONSET RIVER
BOSTON, MASSACHUSETTS

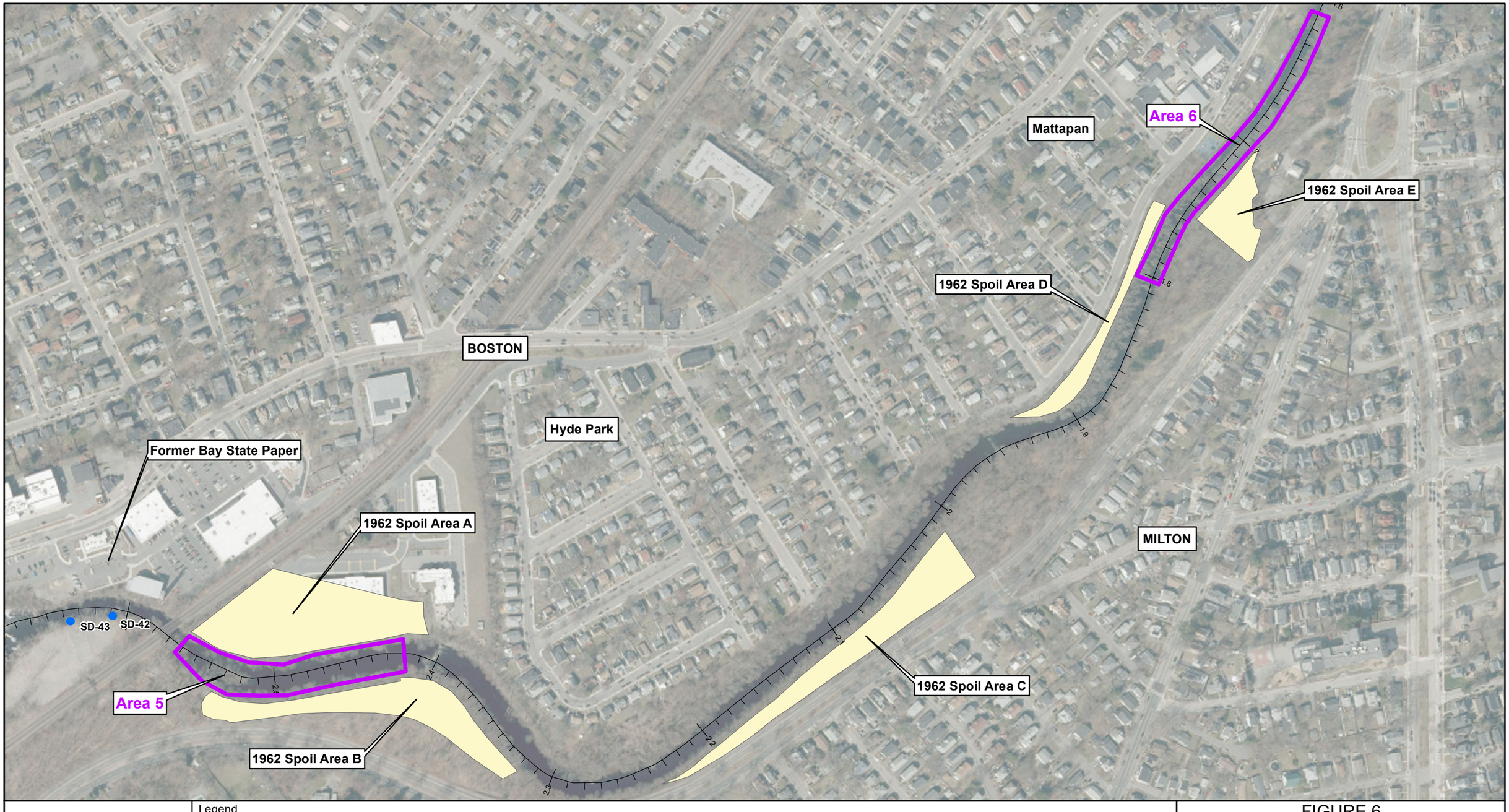

AECOM

Drawn:	JB	06/06/2024
Approved:	WH	06/06/2024
Project #:	60689868	

Legend

Historical PCB Totals (ug/kg)

- Non Detect
- < 100
- 100 - 1,000
- 1,000 - 10,000
- 10,000 - 100,000
- > 100,000

- Dredge Spoil Areas (DCR, 2006)
- Mussel Cage Deployment Area
- River Mile

Note
Historical total PCB results shown for both Aroclors and PCB congeners, when available.
Data collected in 2017 and 2018 (Weston, 2019).
Source
Orthoimagery from MassGIS, 2023.

N

0 180 360

Scale in Feet

FIGURE 6
AREAS AROUND SPOIL AREA A AND SPOIL AREA D AND E MUSSEL CAGE DEPLOYMENT AREAS

LOWER NEPONSET RIVER
BOSTON, MASSACHUSETTS

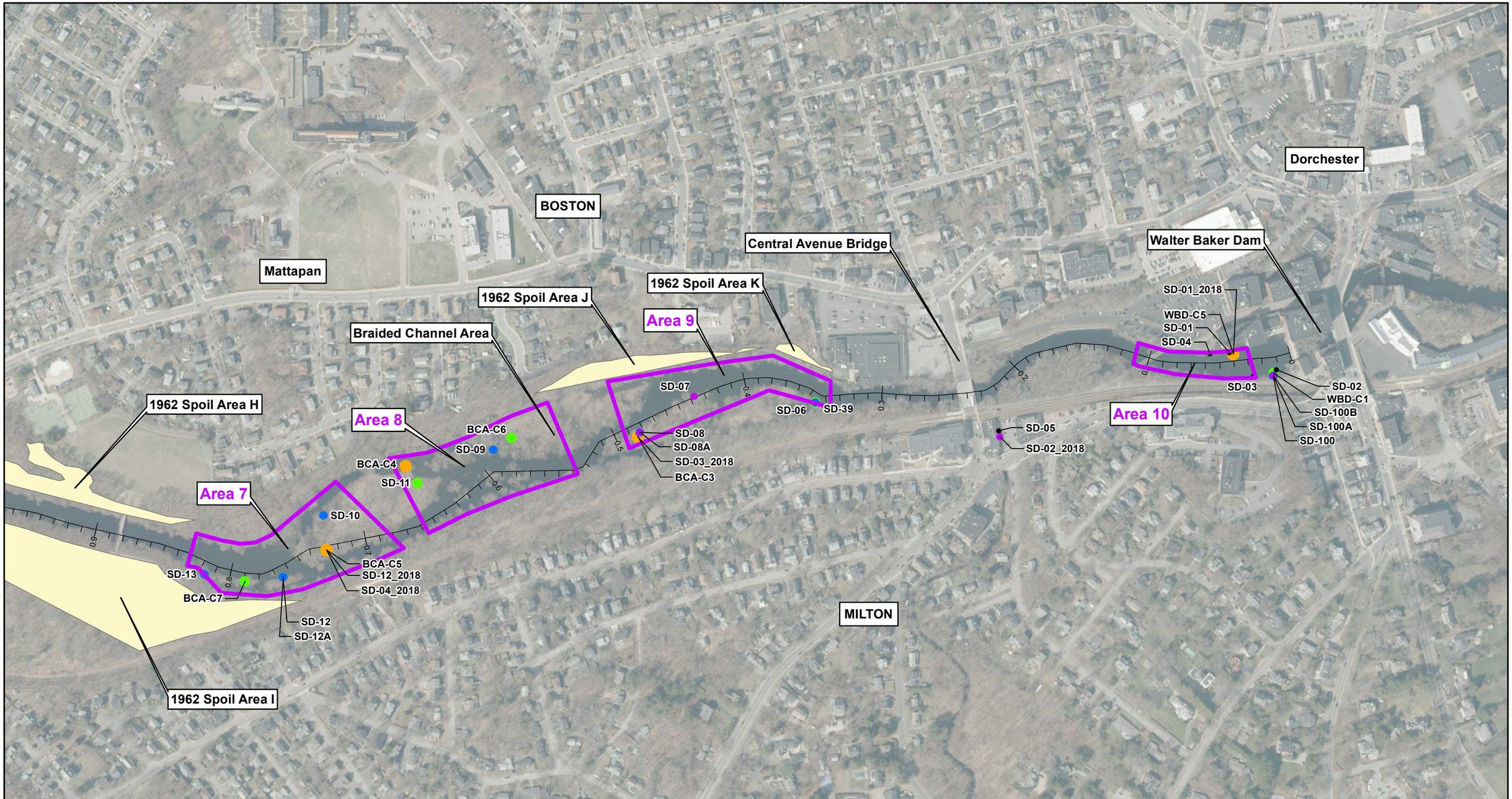

AECOM

Drawn:	JB	06/06/2024
Approved:	WH	06/06/2024
Project #:	60689868	

Legend

Historical PCB Totals (ug/kg)

- Non Detect
- < 100
- 100 - 1,000
- 1,000 - 10,000
- 10,000 - 100,000
- > 100,000

- Dredge Spoil Areas (DCR, 2006)
- Mussel Cage Deployment Area
- River Mile

Note
Historical total PCB results shown for both Aroclors and PCB congeners, when available.
Data collected in 2017 and 2018 (Weston, 2019).
Source
Orthoimagery from MassGIS, 2023.

N

0 175 350

Scale in Feet

FIGURE 7
BRAIDED CHANNEL TO WALTER BAKER DAM AREA MUSSEL CAGE DEPLOYMENT AREAS

LOWER NEPONSET RIVER
BOSTON, MASSACHUSETTS

Mussel Cage Checks

Caged Mussel Study - Water Quality and Cage Check

Lower Neponset River Superfund Site

General Site Information

Staff: Walter McKenna, Sean Maxwell

Location ID: 24E-0001

Health & Safety Concerns: Poison Ivy

GPS Coordinates

Northing:

Easting: Same

Date & Time: 7/8/24 1325

Weather Conditions: High 80s P. Cloudy

Photos:

Waterbody Details

Water depth (ft): 1.5 - 3 =

Water velocity (ft/sec): 1.0

Has there been heavy rain within last 7 days? (Y) / N

Water Quality Parameters Temp.: 25.8 pH: 6.87 DO: 5.85 Sp. Cond.: 445.0 Turbidity: 4.90 NTU

ORP: 103.8

Vegetation and Biota

Fish observed: Y (N)

Invertebrates observed: (Y) / N Type: Worms on Cage

Aquatic vegetation observed: Y / (N) Type (emergent, submergent, floating):

Birds observed: (Y) / N Type: Passerine

Mammals observed: (Y) / N Sign Type: Beaver Sign

Mussel Observations

Replicate 1

Number of dead mussels: Ø

Number of live mussels: 15

Do mussels close when tapped? Yes

Other cage or mussel observations.

Replicate 2

Number of dead mussels: Ø

Number of live mussels: 15

Do mussels close when tapped? Yes

Other cage or mussel observations.

Additional information: No signs of vandalism. Opened up both cages and inspected directly. There were no extra mussels as noted during deployment. Will add a note to the deployment datasheet PDF

Caged Mussel Study - Water Quality and Cage Check

Lower Neponset River Superfund Site

General Site Information

Staff: SM, WM	GPS Coordinates	Date & Time: 7/8/24
	Northing: ~~Same~~	Weather Conditions: High 80s humid
Location ID: 24E-0003	Easting: See note below	Photos:
Health & Safety Concerns: Steep rocky slope		

Waterbody Details

Water depth (ft): 1.5-3 =

Water velocity (ft/sec): 0.5-0.7

Has there been heavy rain within last 7 days? Y / N

Water Quality Parameters Temp.: 26.3 pH: 6.84 DO: 5.61 Sp. Cond.: 438.9 Turbidity: 10.33 SM

ORP: 80.8

Vegetation and Biota

Fish observed:	Y / N	Type:
Invertebrates observed:	Y / N	Type: Worm casings on Cage
Aquatic vegetation observed:	Y / N	Type (emergent, submergent, floating):
Birds observed:	Y / N	Type: Passerine
Mammals observed:	Y / N	Type:

Mussel Observations

Replicate 1

Number of dead mussels: 0

Number of live mussels: 15

Do mussels close when tapped? Yes

Other cage or mussel observations.

Replicate 2

Number of dead mussels: 0

Number of live mussels: 15

Do mussels close when tapped? Yes

Other cage or mussel observations.

Additional information:

Cages are where trail goes up where the fortified bank starts

New coordinates: 42.2597740, -71.1125000

Not near log upstream from Apartments as show

Caged Mussel Study - Water Quality and Cage Check

Lower Neponset River Superfund Site

General Site Information

Staff: Walter McKenna Sean Maxwell	GPS Coordinates	Date & Time: 7/8/24 mid 90's
Location ID: 24E- 0004	Northing: Same, except for	Weather Conditions: ~~[illegible]~~ P.c. hazy
Health & Safety Concerns: Steep slope	Easting: Replicate #1 (below)	Photos: No

Waterbody Details

Water depth (ft): 2 ft

Water velocity (ft/sec): 0.5 → 0.7

Has there been heavy rain within last 7 days? (Y) N

Water Quality Parameters Temp.: 26.5 pH: 6.89 DO: 5.75 Sp. Cond.: 439.4 Turbidity: 6.43 NTU

ORP: 104.4

Vegetation and Biota

Fish observed:	Y / (N)	Type:
Invertebrates observed:	(Y) / N	Type: worms and worm castings
Aquatic vegetation observed:	Y / (N)	Type (emergent, submergent, floating):
Birds observed:	(Y) / N	Type: Passerine
Mammals observed:	Y / (N)	Type:

Mussel Observations

Replicate 1

Number of dead mussels:

Number of live mussels:

Do mussels close when tapped?

Other cage or mussel observations. Did not Find; likely vandalized, even though well concealed Could have become dislodged and slipped down the bank in loose mud

Replicate 2

Number of dead mussels: 0

Number of live mussels: 15

Do mussels close when tapped? Yes

Other cage or mussel observations. picked up cage to observe in murky water. Could not observe from inspection scope

Additional information:

2

Caged Mussel Study - Water Quality and Cage Check

Lower Neponset River Superfund Site

General Site Information

Staff: Walter McKenna, Sean Maxwell	GPS Coordinates	Date & Time: 7/8/24 11:15
Location ID: 24E- 0005	Northing: Same	Weather Conditions: 80's Partly Cloudy
Health & Safety Concerns: N/A	Easting:	Photos: Yes

Waterbody Details

Water depth (ft): 2ft

Water velocity (ft/sec): 1.0

Has there been heavy rain within last 7 days? Y / N

Water Quality Parameters Temp.: 25.0 pH: 7.04 DO: 7.38 Sp. Cond.: 437.2 Turbidity: 4.47NTU

ORP: 104.8

Vegetation and Biota

Fish observed:	Y / N	Type:
Invertebrates observed:	Y / N	Type:
Aquatic vegetation observed:	Y / N	Type (emergent, submergent, floating):
Birds observed:	Y / N	Type: geese, mallards, passerine
Mammals observed:	Y / N	Type:

Mussel Observations

Replicate 1

Number of dead mussels: Ø

Number of live mussels: 15

Do mussels close when tapped? Yes

Other cage or mussel observations. no debris

Replicate 2

Number of dead mussels: Ø

Number of live mussels: 15

Do mussels close when tapped? Yes

Other cage or mussel observations. no debris

Additional information: Both cages are secure and in the same location. Periphyton has helped conceal the cage. Inspected by view tube and inspection camera so mussels were not disturbed.

Caged Mussel Study - Water Quality and Cage Check

Lower Neponset River Superfund Site

General Site Information

Staff: Walter McKenna, Sean Maxwell
Location ID: 24E-0006
Health & Safety Concerns: N/A

GPS Coordinates
Northing: Same
Easting:

Date & Time: 7/8/24 07:55
Weather Conditions: High 70s partly cloudy
Photos: Yes 3 in Viewtube 1 over view

Waterbody Details

Water depth (ft): 1.5- 2ft
Water velocity (ft/sec): 2.5
Has there been heavy rain within last 7 days? Y / N

Water Quality Parameters: Temp.: 24.6 pH: 7.00 DO: 7.30 mg/L Sp. Cond.: 44.6 ms/cm Turbidity: 4.65 NTU
ORP: 94.7

Vegetation and Biota

Fish observed:	(Y) / N	Type: minnows
Invertebrates observed:	(Y) / N	Type: Some type of stone fly larvae on rocks
Aquatic vegetation observed:	(Y) / N	Type (emergent, submergent, floating): Sparse Submerged + floating
Birds observed:	(Y) / N	Type: Passerine, heron tracks by bank
Mammals observed:	(Y) / N Sign	Type: tracks - raccoon + muskrat, opossum & beaver

Mussel Observations

Replicate 1

Number of dead mussels: Ø
Number of live mussels: 42
Do mussels close when tapped? Yes, when open mussels were tapped all were closed
Other cage or mussel observations. mussels closed when lid opened

Replicate 2

Number of dead mussels: Ø
Number of live mussels: 44
Do mussels close when tapped? N/A for - Yes, mussels observed to be open closed when tapped
Other cage or mussel observations. No evidence of disturbance
Periphyton camouflaged cage

Additional information:

Disturbed fine sediment/depositions in order to remove mussels. Inspected with camera + viewtube before opening took pictures periphyton covered cages and helped camouflage. Took additional measurements for mussels deposited in cage

Caged Mussel Study - Mussel Length Measurements

Lower Neponset River Superfund Site

General Site Information

Staff: Sean Maxwell
Walter McKenna

Location ID: 24E-0006

Replicate: (1) (2) 3 4

Date & Time: 7/6/24

Weather Conditions: High 70

Photos: No

Mussel Information

Species: Eastern elliptio (*Elliptio complanata*)

Shell Length (mm)

Number	Replicate 1	Replicate 2	Replicate #1 (cont.)		Replicate #2 cont. No.	
1	70	~~69.7~~ 69	69	41	64	41
2	60	72	69	42	70	42
3	62	79		43	74	43
4	80	60			62	44
5	63	70				
6	71	74				
7	65	67				
8	70	73				
9	78	72				
10	74	65				
11	74	62				
12	60	67				
13	71	66				
14	71	71				
15	68	73				
16	73	72				
17	66	64				
18	71	67				
19	63	66				
20	71	67				
21	73	65				
22	68	78				
23	62	68				
24	67	66				
25	67	67				
26	68	61				
27	68	71				
28	64	63				
29	69	64				
30	71	66				
31	75	62				
32	76	64				
33	64	71				
34	68	64				
35	67	72				
36	69	62				
37	75	80				
38	72	62				
39	71	71				
40	72	74				

Caged Mussel Study - Water Quality and Cage Check

Lower Neponset River Superfund Site

General Site Information

Staff: Sean Maxwell, Walter McKenna

Location ID: 24E-0007

Health & Safety Concerns:

GPS Coordinates

Northing: Same

Easting:

Date & Time: 7/9/24 0906

Weather Conditions: 80s humid

Photos: No

Waterbody Details

Water depth (ft): 2 ft

Water velocity (ft/sec): 0.7

Has there been heavy rain within last 7 days? Y / (N)

Water Quality Parameters Temp.: 25.9 pH: 7.11 DO: 7.47 Sp. Cond.: 452.6 Turbidity: 4.10 NTU

ORP: 85.5

Vegetation and Biota

Fish observed: Y / (N)

Invertebrates observed: (Y) / N Type: Other mussels, various macro invertebrates

Aquatic vegetation observed: (Y) / N Type (emergent, submergent, floating):

Birds observed: (Y) / N Type: passerine

Mammals observed: Y / (N)

Mussel Observations

	Replicate 1	Replicate 3
Number of dead mussels:	0	0
Number of live mussels:	15	15
Do mussels close when tapped?	Yes	Yes

Other cage or mussel observations.

	Replicate 2	Replicate 4
Number of dead mussels:	0	0
Number of live mussels:	15	15
Do mussels close when tapped?	Yes	Yes
Other cage or mussel observations.	Added more substrate to weigh cage down. Was close to neutrally Buoyant.	No observations

Additional information: periphyton cage flange. Used viewtube to inspect. did not disturb mussels. Removed excess detritus

Caged Mussel Study - Water Quality and Cage Check

Lower Neponset River Superfund Site

General Site Information

Staff: SM, WM

Location ID: 24E-0008

Health & Safety Concerns:

GPS Coordinates

Northing:

Easting: Same

Date & Time: 7/9/24 0950

Weather Conditions: 80s humid

Photos: 4a (5)

Waterbody Details

Water depth (ft): 0.75

Water velocity (ft/sec): 0.5

Has there been heavy rain within last 7 days? (Y) N

Water Quality Parameters Temp.: 26.3 pH: 7.18 DO: 7.65 Sp. Cond.: 453.4 Turbidity: 5.02 NTU

ORP: 89.3

Vegetation and Biota

Fish observed: (Y) / N Type: fish popping surface

Invertebrates observed: (Y) / N Type:

Aquatic vegetation observed: (Y) / N Type (emergent, submergent, floating):

Birds observed: (Y) / N Type: passerine

Mammals observed: Y / (N) Type:

Mussel Observations

Replicate 1

Number of dead mussels: 0

Number of live mussels: 15

Do mussels close when tapped? Yes

Other cage or mussel observations.

Replicate 2

Number of dead mussels: 0

Number of live mussels: 15

Do mussels close when tapped? Yes

Other cage or mussel observations.

Additional information: Tops of cages were exposed (pictures taken) then repaired by excavating large rocks to make a good "bed" that they are set in. After pictures taken (2) They are now fully under water

Caged Mussel Study - Water Quality and Cage Check

Lower Neponset River Superfund Site

General Site Information

Staff: Walter McKenna, Sean Maxwell
Location ID: 24E-0009
Health & Safety Concerns: wading

GPS Coordinates
Northing:
Easting: Same

Date & Time: 07/09/24
Weather Conditions: 90s humid cloudy
Photos: (1) Yes

Waterbody Details

Water depth (ft): 1.2
Water velocity (ft/sec): 0.5
Has there been heavy rain within last 7 days? Y / (N)

Water Quality Parameters Temp.: 26.3 pH: 7.15 DO: 7.48 Sp. Cond.: 453.4 Turbidity: 4.19 NTU
ORP: 127.4

Vegetation and Biota

Fish observed:	Y / (N)	Type:
Invertebrates observed:	(Y) / N	Type: Crayfish
Aquatic vegetation observed:	(Y) / N	Type (emergent, submergent, floating): 5
Birds observed:	(Y) N	Type: passerine, Black crowned night heron
Mammals observed:	(Y) N	Type: Raccoon tracks, muskrat tracks

Mussel Observations

Replicate 1

Number of dead mussels: 0
Number of live mussels: 15
Do mussels close when tapped? Yes
Other cage or mussel observations. 1 crayfish inside; a lot of sediment removed - loose organics

Replicate 2

Number of dead mussels: 0
Number of live mussels: 15
Do mussels close when tapped? Yes
Other cage or mussel observations. 1 crayfish inside - some ~ ½ inch of loose organic mud inside

Additional information:

Caged Mussel Study - Water Quality and Cage Check

Lower Neponset River Superfund Site

General Site Information

Staff: WM, SM

Location ID: 24E- 0006

Health & Safety Concerns: N/A

GPS Coordinates

Northing:

Easting: Same Checked coordinates

Date & Time: 7/24/24 0815

Weather Conditions: Cloudy 79

Photos: N

Waterbody Details

Water depth (ft): 0.25 ft - 0.8 ft Water level dropped ~ 0.75 ft

Water velocity (ft/sec): 1.0

Has there been heavy rain within last 7 days? Y / (N)

Water Quality Parameters Temp.: 23.73 pH: 7.27 DO: 5.10 Sp. Cond.: 0.345 mS/cm Turbidity: 2.2 NTU

ORP: 109.5

Vegetation and Biota

Fish observed: Y / (N) Type:

Invertebrates observed: (Y) / N Type: 2 crayfish, worm casings

Aquatic vegetation observed: Y / (N) Type (emergent, submergent, floating): Algae

Birds observed: Y / (N) Type:

Mammals observed: Y / (N) Type:

Mussel Observations

Replicate 1

Number of dead mussels: 0

Number of live mussels: 42 estimated

Do mussels close when tapped? Yes

Other cage or mussel observations. Crayfish

Replicate 2

Number of dead mussels: 0

Number of live mussels: 44 estimated

Do mussels close when tapped? Yes

Other cage or mussel observations.

Additional information:

Caged Mussel Study - Water Quality and Cage Check

Lower Neponset River Superfund Site

General Site Information

Staff: SM, WM

Location ID: 24E- 0005

Health & Safety Concerns: N/A

GPS Coordinates

Northing:

Easting: Same checked coordinates

Date & Time: 7/24/24 0920

Weather Conditions: 70's cloudy

Photos: N

Waterbody Details

Water depth (ft): ~1.5

Water velocity (ft/sec): 0.2

Has there been heavy rain within last 7 days? Y / (N)

Water Quality Parameters Temp.: 23.93 pH: 7.32 DO: 4.54 Sp. Cond.: 0.344 Turbidity: 3.1 NTU

ORP: -103.7

Vegetation and Biota

Fish observed: Y / (N) Type:

Invertebrates observed: (Y) N Type: worms

Aquatic vegetation observed: (Y) / N Type (emergent, submergent, floating): Algae

Birds observed: (Y) / N Type: Passerine

Mammals observed: Y / (N) Type:

Mussel Observations

Replicate 1

Number of dead mussels: 0

Number of live mussels: 15

Do mussels close when tapped? Yes

Other cage or mussel observations.

Replicate 2

Number of dead mussels: 0

Number of live mussels: 15

Do mussels close when tapped? Yes

Other cage or mussel observations.

Additional information: cages are in good condition

Caged Mussel Study - Water Quality and Cage Check

Lower Neponset River Superfund Site

General Site Information

Staff: SM / WM

Location ID: 24E-0001 PI, steep bank, glass

Health & Safety Concerns:

GPS Coordinates

Northing: Same

Easting: checked coordinate

Date & Time: 7/24/24 1000

Weather Conditions: 70's cloudy

Photos: No

Waterbody Details

Water depth (ft): 2 ft

Water velocity (ft/sec): 0.05

Has there been heavy rain within last 7 days? Y / (N)

Water Quality Parameters: Temp.: 23.32 °C pH: 7.14 DO: 2.2 mg/L Sp. Cond.: 0.341 mS/cm Turbidity: 2.7 NTU

ORP: -110.1

Vegetation and Biota

Fish observed: Y / (N)

Invertebrates observed: (Y) / N Type: worms

Aquatic vegetation observed: Y / (N) Type (emergent, submergent, floating):

Birds observed: (Y) / N Type: passerine

Mammals observed: Y / (N) Type:

Mussel Observations

Replicate 1

Number of dead mussels: 0

Number of live mussels: 15 ~~estimate~~

Do mussels close when tapped? Y

Other cage or mussel observations.

Replicate 2

Number of dead mussels: 0

Number of live mussels: 15 estimate

Do mussels close when tapped? Y

Other cage or mussel observations.

Additional information:

steep slope towards thalweg. Cages submerged & in good condition. No signs of disturbance.

Caged Mussel Study - Water Quality and Cage Check

Lower Neponset River Superfund Site

General Site Information

Staff: SM, WM

Location ID: 24E- 0004 PI

Health & Safety Concerns: Steep + loose banks

GPS Coordinates Redid coordinates Rep1

Northing: 42.260881

Easting: -71.111573

Date & Time: 7/24/2024 1050

Weather Conditions: cloudy, 70s

Photos: None taken

Waterbody Details

Rep2 N: 42.261047
E: -71.111080
Acc. 4.7 m

Water depth (ft): 2.5ft

Water velocity (ft/sec): 0.01 ~~0.05~~ estimated

Has there been heavy rain within last 7 days? Y / (N)

Water Quality Parameters Temp.: 23.75 pH: 7.15 DO: 1.49 Sp. Cond.: 0.341 Turbidity: 4.1 NTU

ORP: -111.7

Vegetation and Biota

Fish observed: Y / (N) Type:

Invertebrates observed: Y / (N) Type:

Aquatic vegetation observed: Y / (N) Type (emergent, submergent, floating):

Birds observed: (Y) / N Type: Passerine

Mammals observed: Y / (N) Type:

Mussel Observations

Replicate 1

Number of dead mussels: 0

Number of live mussels: 15 est.

Do mussels close when tapped? Y

Other cage or mussel observations:

Replicate 2

Number of dead mussels: 0

Number of live mussels: 15 est.

Do mussels close when tapped? Y

Other cage or mussel observations:

Additional information: Different coordinates for each replicate on this one bc there was not enough space to anchor in suitable substrate and to reduce chances of vandalism.
*45 m between Replicate #1 & #2

Caged Mussel Study - Water Quality and Cage Check

Lower Neponset River Superfund Site

General Site Information

Staff: SM, WM

Location ID: 24E-0003

Health & Safety Concerns:

GPS Coordinates

Northing: Same as

Easting: checked prev.

Date & Time: 1200

Weather Conditions: cloudy, 70s

Photos: No

Waterbody Details

Water depth (ft): 2.5

Water velocity (ft/sec): 0.01

Has there been heavy rain within last 7 days? Y (N)

Water Quality Parameters: Temp.: 23.64 pH: 7.21 DO: 12 SM Sp. Cond.: 0.341 Turbidity: 2.9

ORP: -112.7

Vegetation and Biota

Fish observed: Y / (N) Type:

Invertebrates observed: (Y) N Type: worm casings

Aquatic vegetation observed: Y / (N) Type (emergent, submergent, floating):

Birds observed: (Y) N Type: Egrets

Mammals observed: Y / (N) Type:

Mussel Observations

Replicate 1

Number of dead mussels: 0

Number of live mussels: 15

Do mussels close when tapped? Y

Other cage or mussel observations: added additional rocks in cage to weigh it down one dog stake came out. There is a guard around to caution. used boulders to weigh down the stakes and affix the cages to the bottom

Replicate 2

Number of dead mussels: 0

Number of live mussels: 15 est.

Do mussels close when tapped? Y

Other cage or mussel observations: placed boulders on dogstakes to help affix it to the bottom

Additional information:

Caged Mussel Study - Water Quality and Cage Check

Lower Neponset River Superfund Site

General Site Information

Staff: SM/LM

Location ID: 24E- 007

Health & Safety Concerns: NA

GPS Coordinates Revised

Northing: 42.268469 Reps 1+2

Easting: -71.083135

Date & Time: 7/24/24 1400

Weather Conditions: Cloudy 70's

Photos: No

Waterbody Details

Same Coordinates Rep 3+4

Water depth (ft): 0.75 - 1.5

Water velocity (ft/sec): 1.3

Has there been heavy rain within last 7 days? Y (N)

Water Quality Parameters Temp.: 23.70 pH: 7.52 DO: 5.92 Sp. Cond.: 0.348 Turbidity: 2.1 NTU

ORP: -94.5

Vegetation and Biota

Fish observed: Y / (N) Type:

Invertebrates observed: (Y) N Type: mussels - Elliptio

Aquatic vegetation observed: (Y) N Type (emergent/submergent/floating): coontail large beds nearby

Birds observed: (Y) N Type: Great Blue Heron (2), passerine

Mammals observed: Y / (N) Type:

Mussel Observations

Replicate 1

Number of dead mussels: 0

Number of live mussels: 15 estimated

Do mussels close when tapped? Yes

Other cage or mussel observations.

Duplicate Replicate 3

0

15 estimated

Yes

Replicate 2

Number of dead mussels: 0

Number of live mussels: 15 estimated

Do mussels close when tapped? Yes

Other cage or mussel observations.

Replicate 4

0

15 estimated

Yes

Additional information: Took WQ at the dup site downstream (near Reps 3+4)

Temp: 23.85 pH: 7.66 DO: 7.25 SpCond: 0.350 Turbidity: 1.6 NTU

ORP: -78.2

There is a large SAV bed between Sites

Note: Revised location for Reps 1+2 above were not because the cages were moved, but to correct a typo on the deployment sheet.

Caged Mussel Study - Water Quality and Cage Check

Lower Neponset River Superfund Site

General Site Information

Staff: SM / WM

Location ID: 24E-0008

Health & Safety Concerns: N/A

GPS Coordinates

Northing: Same

Easting: checked coordinates from set

Date & Time: 7/24/24 1509

Weather Conditions: Cloudy, light rain, 70s

Photos: No

Waterbody Details

Water depth (ft): 0.75

Water velocity (ft/sec): 0.4

Has there been heavy rain within last 7 days? Y / (N)

Water Quality Parameters: Temp.: 23.74 pH: 7.75 DO: 7.30 Sp. Cond.: 0.350 Turbidity: 2.1 NTU

ORP: -91.3

Vegetation and Biota

Fish observed: (Y) / N — Type: bluegill

Invertebrates observed: (Y) / N — Type: crayfish, mussels, Celtis sp.

Aquatic vegetation observed: (Y) / N — Type (emergent, submergent, floating): Coontail, sponge, water celery

Birds observed: (Y) / N — Type: Great blue heron, mallards

Mammals observed: Y / (N) — Type:

Mussel Observations

Replicate 1

Number of dead mussels: 0

Number of live mussels: 15 estimated

Do mussels close when tapped? Y

Other cage or mussel observations.

Replicate 2

Number of dead mussels: 0

Number of live mussels: 15 estimated

Do mussels close when tapped? Y

Other cage or mussel observations.

Additional information: Water is shallow, but flow is good & cages in good shape

Caged Mussel Study - Water Quality and Cage Check

Lower Neponset River Superfund Site

General Site Information

Staff: SM/WM

Location ID: 24E-0009

Health & Safety Concerns: Deep water/tripping hazards

GPS Coordinates

Northing: Same

Easting:

Date & Time: 7/21/21

Weather Conditions: 70s cloudy

Photos: No

Waterbody Details

Water depth (ft): 2.0

Water velocity (ft/sec): 0.1

Has there been heavy rain within last 7 days? Y / (N)

Water Quality Parameters Temp.: 23.17 pH: 7.83 DO: 6.92 Sp. Cond.: 0.349 Turbidity: 3.2

ORP: -96.9

Vegetation and Biota

Fish observed:	Y / (N)	Type:
Invertebrates observed:	Y / (N)	Type:
Aquatic vegetation observed:	Y / (N)	Type (emergent, submergent, floating):
Birds observed:	(Y) / N	Type: Great Blue Heron
Mammals observed:	Y / (N)	Type:

Mussel Observations

Replicate 1

Number of dead mussels: 0

Number of live mussels: 15

Do mussels close when tapped? Y

Other cage or mussel observations.

Replicate 2

Number of dead mussels: 0

Number of live mussels: 15

Do mussels close when tapped? Y

Other cage or mussel observations.

Additional information:

Caged Mussel Study - Water Quality and Cage Check

Lower Neponset River Superfund Site

General Site Information

Staff: WM, SB

Location ID: 24E- 0001

Health & Safety Concerns: Slope, PI

GPS Coordinates

Northing: Same

Easting:

Date & Time: 0815 8/12/2024

Weather Conditions: 70°F, cloudy

Photos: none

Waterbody Details

Water depth (ft): 1.5'

Water velocity (ft/sec): 0.8 ft/s

Has there been heavy rain within last 7 days? Y / (N)

Water Quality Parameters: Temp: 21.4°C pH: 6.72 DO: 5.51 Sp. Cond.: 482.1 Turbidity: 8.3 NTU

ORP: 77.9

Vegetation and Biota

Fish observed:	Y / (N)	Type
Invertebrates observed:	Y / (N)	Type
Aquatic vegetation observed:	Y / (N)	Type (emergent, submergent, floating)
Birds observed:	(Y) N	Type Passerine
Mammals observed:	Y / (N)	Type

Mussel Observations

Replicate 1

Number of dead mussels: 0

Number of live mussels: 15 estimate

Do mussels close when tapped? Y

Other cage or mussel observations. N

Replicate 2

Number of dead mussels: 0

Number of live mussels: 15

Do mussels close when tapped? Y

Other cage or mussel observations. N

Additional information:

Mussel cages had not been displaced/dislodged since last check. No apparent signs of vandalism. Opened replicate 2, lifted & viewed replicate 1 only to reduce disturbing sediment - could not inspect each mussel in rep #1 w/out causing excessive disturbance. Mussels seen in good condition.

Caged Mussel Study - Water Quality and Cage Check

Lower Neponset River Superfund Site

General Site Information

Staff: WM, SB

Location ID: 24E-0003

Health & Safety Concerns: Muck, PI

GPS Coordinates

Northing: Same

Easting

Date & Time: 0900 8/19/2024

Weather Conditions: 71°F, cloudy

Photos: None

Waterbody Details

Water depth (ft): 2.5 ft

Water velocity (ft/sec): 0.2 ft/s

Has there been heavy rain within last 7 days? Y / (N)

Water Quality Parameters: Temp.: 21.4°C pH: 6.65 DO: 5.62 mg/L Sp. Cond.: 477.9 mS/cm Turbidity: 5.06 NTU

ORP: 93.8 mV

Vegetation and Biota

Fish observed:	Y / (N)	Type
Invertebrates observed:	Y / (N)	Type
Aquatic vegetation observed:	Y / (N)	Type (emergent, submergent, floating)
Birds observed:	(Y) / N	Type Passerine
Mammals observed:	Y / (N)	Type

Mussel Observations

Replicate 1

Number of dead mussels: 0

Number of live mussels: 15

Do mussels close when tapped? Y

Other cage or mussel observations. N

Replicate 2

Number of dead mussels: 0

Number of live mussels: 15 estimate

Do mussels close when tapped? Y

Other cage or mussel observations. N

Additional information:

Opened rep #1 directly, only lifted & viewed rep #2 to reduce disturbing sediment. Cleats were loose, reaffixed. Difficult w/ steep dropoff. No apparent vandalism. Could not inspect each mussel in rep #2 w/out causing excessive disturbance. Mussels seen in good condition.

Caged Mussel Study - Water Quality and Cage Check

Lower Neponset River Superfund Site

General Site Information

Staff: WM, SB

Location ID: 24E- 0004

Health & Safety Concerns: muck, PZ

GPS Coordinates

Northing: Same

Easting:

Date & Time: 0934 8/19/2024

Weather Conditions: 73°F cloudy

Photos: None

Waterbody Details

Water depth (ft): 2.0 Sr

Water velocity (ft/sec): 0.2 ft/s

Has there been heavy rain within last 7 days? Y / N

Water Quality Parameters: Temp.: 21.6°C pH: ~~5.6~~ 6.63 DO 5.61 mg/L Sp. Cond.: 470.3 mS/cm Turbidity: 2.52 NTU

ORP: 133.9 mV

Vegetation and Biota

Fish observed:	(Y) / N	Type
Invertebrates observed:	Y / (N)	Type
Aquatic vegetation observed:	Y / (N)	Type (emergent, submergent, floating)
Birds observed:	(Y) / N	Type Passerine
Mammals observed:	Y / (N)	Type

Mussel Observations

Replicate 1

Number of dead mussels: 0

Number of live mussels: 15

Do mussels close when tapped? Y

Other cage or mussel observations. N

Replicate 2

Number of dead mussels: 0

Number of live mussels: 15 estimate

Do mussels close when tapped? Y

Other cage or mussel observations. N

Additional information: Installed new cleat at Rep. #1. Cages in good condition, no apparent signs of vandalism. Opened & inspected both cages.

Caged Mussel Study - Water Quality and Cage Check

Lower Neponset River Superfund Site

General Site Information

Staff: WM, SB

Location ID: 24E- 0005

Health & Safety Concerns: slips/trips

GPS Coordinates

Northing: Same

Easting:

Date & Time: 1111 8/19/2024

Weather Conditions: 75°F, Cloudy

Photos: none

Waterbody Details

Water depth (ft): 1.5 ft

Water velocity (ft/sec): 0.8 ft/s

Has there been heavy rain within last 7 days? Y / (N)

Water Quality Parameters Temp.: 21.7 pH: 7.02 DO: 7.68 Sp. Cond.: 476.2 Turbidity: 2.67

ORP: 170.2

Vegetation and Biota

Fish observed:	Y / (N)	Type
Invertebrates observed:	(Y) / N	Type crayfish in rep. #1
Aquatic vegetation observed:	Y / N	Type (emergent, submergent, floating)
Birds observed:	(Y) / N	Type Passerine
Mammals observed:	Y / (N)	Type

Mussel Observations

Replicate 1

Number of dead mussels: 0

Number of live mussels: 15 estimate

Do mussels close when tapped? Y

Other cage or mussel observations. N

Replicate 2

Number of dead mussels: 0

Number of live mussels: 15, estimate

Do mussels close when tapped? Y

Other cage or mussel observations. N

Additional information:

Both cages opened to inspect, sediment & aggregate deposition present. Mussels seen in good condition. No apparent vandalism. Could not inspect each mussel w/ out excessive disturbance.

Caged Mussel Study - Water Quality and Cage Check

Lower Neponset River Superfund Site

General Site Information

Staff: WM, SB

Location ID: 24E-0006

Health & Safety Concerns: slips/trips

GPS Coordinates

Northing: Same

Easting:

Date & Time: 1159 8/19/2024

Weather Conditions: 75°F, cloudy

Photos: none

Waterbody Details

Water depth (ft): 1.5 ft

Water velocity (ft/sec): 1.5 ft/s

Has there been heavy rain within last 7 days? (Y) / N

Water Quality Parameters: Temp: 22.0 pH: 6.98 DO: 8.66 Sp. Cond.: 477.7 Turbidity: 1.97

ORP: 173.2

Vegetation and Biota

Fish observed:	Y / (N)	Type
Invertebrates observed:	(Y) N	Type crayfish in rep. #2
Aquatic vegetation observed:	(Y) N	Type (emergent, (submergent), floating)
Birds observed:	(Y) N	Type passerine
Mammals observed:	Y / (N)	Type

Mussel Observations

Replicate 1

Number of dead mussels: 0

Number of live mussels: 42 estimate

Do mussels close when tapped? Y

Other cage or mussel observations. N

Replicate 2

Number of dead mussels: 0

Number of live mussels: 44 estimate

Do mussels close when tapped? Y

Other cage or mussel observations. N

Additional information:

No apparent vandalism. Cages & mussels seem in good condition. Some trace trash/small wrappers present, sediment deposition. Opened each cage to inspect. Could not inspect each mussel w/out excessive disturbance.

Caged Mussel Study - Water Quality and Cage Check

Lower Neponset River Superfund Site

General Site Information

Staff: WM, SB

Location ID: 24E-0007A

Health & Safety Concerns:

GPS Coordinates

Northing: Same

Easting:

Date & Time: 1312 8/14/2024

Weather Conditions: 77° F, light rain

Photos: None

Waterbody Details

Water depth (ft): 1.5 ft

Water velocity (ft/sec): 1 ft/s

Has there been heavy rain within last 7 days? Y / N

Water Quality Parameters: Temp: 22.1 pH: 7.14 DO: 8.58 Sp. Cond.: 479.1 Turbidity: 1.75

ORP: 203.3

Vegetation and Biota

Fish observed: Y / N Type: Fish in rep #1

Invertebrates observed: Y / N Type: Crayfish in Rep #2

Aquatic vegetation observed: Y / N Type (emergent, submergent, floating):

Birds observed: Y / N Type: Passerine

Mammals observed: Y / N Type:

Mussel Observations

Replicate 1

Number of dead mussels: 0

Number of live mussels: 15

Do mussels close when tapped? Y

Other cage or mussel observations. N

Replicate 2

Number of dead mussels: 0

Number of live mussels: 15

Do mussels close when tapped? Y

Other cage or mussel observations. N

Additional information: No apparent vandalism. Both cages opened & inspected. Cages & mussels seem in good condition

Caged Mussel Study - Water Quality and Cage Check

Lower Neponset River Superfund Site

General Site Information

Site: WM, SB	GPS Coordinates	Date & Time: 1338 8/19/2024
Location ID: RAE- 00078	Northing: Same	Weather Conditions: 79°F cloudy
Health & Safety Concerns:	Easting:	Photos: None

Waterbody Details

Water depth (ft): 1.5 ft

Water velocity (ft/sec): 0.8 ft/s

Has there been heavy rain within last 7 days? Y / N

Water Quality Parameters: Temp.: 27.2 pH: 7.05 DO: 8.65 Sp. Cond.: 480.5 Turbidity: 1.93

ORP: 192.2

Vegetation and Biota

Fish observed:	Y / (N)	Type
Invertebrates observed:	(Y) / N	Type Crayfish in rep #3
Aquatic vegetation observed:	(Y) N	Type (emergent, submergent, floating)
Birds observed:	(Y) / N	Type Passerine
Mammals observed:	Y / (N)	Type

Mussel Observations

Replicate # 3

Number of dead mussels: Ø

Number of live mussels: 15 estimate

Do mussels close when tapped? Y

Other cage or mussel observations. N

Replicate # 4

Number of dead mussels: Ø

Number of live mussels: 15 estimate

Do mussels close when tapped? Y

Other cage or mussel observations. N

Additional information:

Rep #3 opened, rep # 4 lifted to view. Rep #4 appeared to have slightly drifted, but cleats / footings are secured, likely slack in line. Mussels seen in good condition - could not inspect each w/out excessive disturbance. No apparent vandalism.

Caged Mussel Study - Water Quality and Cage Check

Lower Neponset River Superfund Site

General Site Information

Staff: WM, SB

Location ID: 24E-0008

Health & Safety Concerns:

GPS Coordinates

Northing: Same

Easting:

Date & Time: 1358 8/19/2024

Weather Conditions: 79°F, cloudy

Photos: None

Water Body Details

Water Depth (ft): 1 ft

Water velocity (ft/sec): 1 ft/s

Has there been heavy rain within last 7 days? Y / N

Water Quality Parameters: Temp: 22.3 pH: 7.11 DO: 8.77 Sp. Cond.: 480.8 Turbidity: 3.51

ORP: 222.3

Vegetation and Biota

Fish observed:	(Y) N	Type Rep #1
Invertebrates observed:	Y / (N)	Type
Aquatic vegetation observed:	(Y) / N	Type (emergent, submergent, floating) (emergent)
Birds observed:	(Y) N	Type Passerine
Mammals observed:	Y / (N)	Type

Mussel Observations

Replicate 1

Number of dead mussels: 0

Number of live mussels: 15 estimate

Do mussels close when tapped? Y

Other cage or mussel observations. ~~N/A~~ Some sheen observed in deposited sediment

Replicate 2

Number of dead mussels: 0

Number of live mussels: 15 estimate

Do mussels close when tapped? Y

Other cage or mussel observations. ~~N/A~~ Mussel cage partly exposed (top).

Additional information:

Both cages opened. Could not inspect each mussel w/out excessive disturbance. Cages & mussels seem in good condition. No apparent vandalism.

Caged Mussel Study - Water Quality and Cage Check

Lower Neponset River Superfund Site

General Site Information

Staff: WM, SB

Location ID: 0009

Health & Safety Concerns:

GPS Coordinates

Northing:

Easting: Same

Date & Time: 1428 8/19/2024

Weather Conditions: 80 °F, cloudy

Photos: None

Waterbody Details

Water depth (ft): 1.5 ft

Water velocity (ft/sec): 0.1 ft/s

Has there been heavy rain within last 7 days? Y / (N)

Water Quality Parameters: Temp 22.4 pH: 7.18 DO: 8.95 Sp. Cond.: 481.3 Turbidity: 4.02

ORP: 208.7

Vegetation and Biota

Fish observed:	Y / (N)	Type
Invertebrates observed:	Y / (N)	Type
Aquatic vegetation observed:	Y / (N)	Type (emergent, submergent, floating)
Birds observed:	(Y) / N	Type: Passerine
Mammals observed:	Y / (N)	Type

Mussel Observations

Replicate 1

Number of dead mussels: Ø

Number of live mussels: 15 estimate

Do mussels close when tapped? Y

Other cage or mussel observations. N

Replicate 2

Number of dead mussels: Ø

Number of live mussels: 15 estimate

Do mussels close when tapped? Y

Other cage or mussel observations. N

Additional information:

Both cages opened to inspect. Could not inspect each mussel/without excessive disturbance. No vandalism apparent. Cages & mussels seem in good condition.

Caged Mussel Study - Water Quality and Cage Check

Lower Neponset River Superfund Site

General Site Information

Staff: Lily Taylor, Taylor White

Location ID: 24E-0001

Health & Safety Concerns:

GPS Coordinates

Northing: Same

Easting:

Date & Time: 9/12

Weather Conditions: 75% sunny

Photos:

Waterbody Details

Water depth (ft): 1ft 3 inches

Water velocity (ft/sec): 0.5

Has there been heavy rain within last 7 days? Y (N)

80.1%

Water Quality Parameters

Temp.: 20.4C pH: 7.06 DO: 7.22 Sp. Cond.: 690 Turbidity: 4.41

ORP: 129.3

Vegetation and Biota

Fish observed:	Y / (N)	Type:
Invertebrates observed:	Y / (N)	Type:
Aquatic vegetation observed:	Y / (N)	Type (emergent, submergent, floating):
Birds observed:	Y / (N)	Type:
Mammals observed:	Y / (N)	Type:

Mussel Observations

Replicate 1 Did not open

Number of dead mussels:

Number of live mussels:

Do mussels close when tapped?

Other cage or mussel observations.

Replicate 2 Did not open

Number of dead mussels:

Number of live mussels:

Do mussels close when tapped?

Other cage or mussel observations.

Additional information: Did not open or move

Caged Mussel Study - Water Quality and Cage Check

Lower Neponset River Superfund Site

General Site Information

Staff: LT TW

Location ID: 24E- 0003

Health & Safety Concerns:

GPS Coordinates

Northing: & same

Easting:

Date & Time: 9/12 1:45

Weather Conditions: 73 & sunny

Photos:

Waterbody Details

Water depth (ft): 1.5

Water velocity (ft/sec): ~~0.00~~ 0.25

Has there been heavy rain within last 7 days? Y / (N)

Water Quality Parameters: Temp.: 21.1 C pH: 7.13 DO: 7.81 88% Sp. Cond.: 671 Turbidity: 8.75 NTU

ORP: 112.9

Vegetation and Biota

Fish observed: Y / (N) Type:

Invertebrates observed: Y / (N) Type:

Aquatic vegetation observed: Y / (N) Type (emergent, submergent, floating):

Birds observed: Y / (N) Type:

Mammals observed: Y / (N) Type:

Mussel Observations

Replicate 1 didnt open box

Number of dead mussels:

Number of live mussels:

Do mussels close when tapped?

Other cage or mussel observations.

Replicate 2 didnt open box

Number of dead mussels:

Number of live mussels:

Do mussels close when tapped?

Other cage or mussel observations.

Additional information: boxes fully submerged, didnt move or open

Caged Mussel Study - Water Quality and Cage Check

Lower Neponset River Superfund Site

General Site Information

Staff: LT
TW

Location ID: 24E- 0004

Health & Safety Concerns:

GPS Coordinates

Northing: Same as

Easting: prior

Date & Time: 9/12 2:30

Weather Conditions: ~~8~~ 75 sunny

Photos: N

Waterbody Details

Water depth (ft): 2

Water velocity (ft/sec): 0.25

Has there been heavy rain within last 7 days? Y / N

89.3%

Water Quality Parameters Temp.: 20.3 pH: 7.15 DO: 7.98 Sp. Cond.: 685 Turbidity: 3.97

ORP: 143.9

Vegetation and Biota

Fish observed: Y / N Type

Invertebrates observed: Y / N Type

Aquatic vegetation observed: Y / N Type (emergent, submergent, floating)

Birds observed: Y / N Type

Mammals observed: Y / N Type

Mussel Observations

Replicate 1 Didnt Open

Number of dead mussels:

Number of live mussels:

Do mussels close when tapped?

Other cage or mussel observations.

Replicate 2 Didn't open

Number of dead mussels:

Number of live mussels:

Do mussels close when tapped?

Other cage or mussel observations.

Additional information: Did not move or open crates, both fully submerged

Caged Mussel Study - Water Quality and Cage Check

Lower Neponset River Superfund Site

General Site Information

Staff: Lilly Taylor, Taylor White

Location ID: 24E- 0005

Health & Safety Concerns:

GPS Coordinates

Northing: Same as before

Easting:

Date & Time: 9/12 1:10

Weather Conditions: 75 & Sunny

Photos: 4

Waterbody Details

Water depth (ft): 1

Water velocity (ft/sec): 0.1

Has there been heavy rain within last 7 days? Y / (N)

Water Quality Parameters Temp.: 24.46 pH: 6.97 DO: 11.72 (140.1%) Sp. Cond.: 892 Turbidity: 2.72

ORP: 156.6

Vegetation and Biota

Fish observed: Y / (N) Type:

Invertebrates observed: Y / (N) Type:

Aquatic vegetation observed: Y / (N) Type (emergent, submergent, floating):

Birds observed: Y / (N) Type:

Mammals observed: Y / (N) Type:

Mussel Observations

Replicate 1

Number of dead mussels: 0

Number of live mussels: 15

Do mussels close when tapped?

Other cage or mussel observations.

Replicate 2

Number of dead mussels: 0

Number of live mussels: 15

Do mussels close when tapped?

Other cage or mussel observations.

Additional information: did not move

Caged Mussel Study - Water Quality and Cage Check

Lower Neponset River Superfund Site

General Site Information

Staff: Lilly Taylor, Taylor White

Location ID: 24E- 0006

Health & Safety Concerns:

GPS Coordinates: stored in GPS

Northing: ↓

Easting: will get coordinates at late date

Date & Time: 9/12/24 9:00

Weather Conditions: 75½. sunny

Photos: Y

Waterbody Details

Water depth (ft): 7 inches

Water velocity (ft/sec): 0.5

Has there been heavy rain within last 7 days? Y / (N)

Water Quality Parameters: Temp: 18.0C pH: 7.26 DO: 8.22 mg/L 87% Sp. Cond.: 697 Turbidity: 2.60

ORP: 171.1

Vegetation and Biota

Fish observed: Y / (N) Type:

Invertebrates observed: Y / (N) Type:

Aquatic vegetation observed: Y / (N) Type (emergent, submergent, floating):

Birds observed: (Y) / N Type:

Mammals observed: Y / (N) Type:

Mussel Observations

Replicate 1 – Upstream

Number of dead mussels: 1

Number of live mussels: ~~35~~ 39

Do mussels close when tapped?

Other cage or mussel observations. They were all closed, except the dead mussel

Replicate 2 – Downstream

Number of dead mussels: 0

Number of live mussels: 40

Do mussels close when tapped?

Other cage or mussel observations. All closed

Additional information: moved about 5 ft to center of channel, cages fully submerged after move

Caged Mussel Study - Water Quality and Cage Check

Lower Neponset River Superfund Site

General Site Information

Staff: Lilly Taylor, Taylor White

Location ID: 24E- 0007A

Health & Safety Concerns:

GPS Coordinates: in GPS tracker, phone

Northing:

Easting: get at a later date

Date & Time: 9/12/24 10:15

Weather Conditions: 75 F sunny

Photos: Y

Waterbody Details

Water depth (ft): 1 ft

Has there been heavy rain within last 7 days? Y / (N)

Water velocity (ft/sec): 0.5

Water Quality Parameters: Temp.: 19.8 C pH: 7.53 DO: 9.42 (103.4%) Sp. Cond.: 702 Turbidity: 2.41 NTU

ORP: 163.4

Vegetation and Biota

Fish observed:	Y / (N)	Type:
Invertebrates observed:	Y / (N)	Type:
Aquatic vegetation observed:	Y / (N)	Type (emergent, submergent, floating):
Birds observed:	Y / (N)	Type:
Mammals observed:	Y / (N)	Type:

Mussel Observations

Replicate 1 - far the from bridge

Number of dead mussels: 0

Number of live mussels: 15

Do mussels close when tapped?

Other cage or mussel observations.

Replicate 2 - close to bridge

Number of dead mussels: 0

Number of live mussels: 15

Do mussels close when tapped?

Other cage or mussel observations.

Additional information:

moved both boxes horizontally into middle of channel and close together

Caged Mussel Study - Water Quality and Cage Check

Lower Neponset River Superfund Site

General Site Information

Staff: Taylor White, Lily Taylor

Location ID: 24E- 00073

Health & Safety Concerns:

GPS Coordinates

Northing: Same as before

Easting:

Date & Time: 9/12

Weather Conditions: 75% sunny

Photos: 4

Waterbody Details

Water depth (ft): 1 ft

Water velocity (ft/sec): 0.25

Has there been heavy rain within last 7 days? Y / (N)

130.4%

Water Quality Parameters Temp.: 20.8C pH: 7.89 DO: 11.64 Sp. Cond.: 698 Turbidity: 6.12

ORP: 145.6

Vegetation and Biota

Fish observed: Y / (N) Type:

Invertebrates observed: Y / (N) Type:

Aquatic vegetation observed: Y / (N) Type (emergent, submergent, floating):

Birds observed: Y / (N) Type:

Mammals observed: Y / (N) Type:

Mussel Observations

Replicate 1 - more in river

Number of dead mussels: 0

Number of live mussels: 15

Do mussels close when tapped?

Other cage or mussel observations.

Replicate 2 - closest to bank

Number of dead mussels: 0

Number of live mussels: 15

Do mussels close when tapped?

Other cage or mussel observations.

Additional information: Did not move, left in place

Caged Mussel Study - Water Quality and Cage Check

Lower Neponset River Superfund Site

General Site Information

Staff: Lilly Taylor
Taylor White

Location ID: 24E- 0008

Health & Safety Concerns:

GPS Coordinates: Need to set
Northing: GPS coordinates at
Easting: later date

Date & Time: 9/12 11:51

Weather Conditions: 75 & Sunny

Photos: 4

Waterbody Details

Water depth (ft): 1

Water velocity (ft/sec): 1.0

Has there been heavy rain within last 7 days? Y / N

Water Quality Parameters: Temp.: 20.5°C pH: 7.76 DO: 10.65 118.6% Sp. Cond.: 697 Turbidity: 3.15

ORP: 148.3

Vegetation and Biota

Fish observed:	Y / N	Type
Invertebrates observed:	Y / N	Type
Aquatic vegetation observed:	Y / N	Type (emergent, submergent, floating)
Birds observed:	Y / N	Type
Mammals observed:	Y / N	Type

Mussel Observations

Replicate 1

Number of dead mussels: 0

Number of live mussels: 15

Do mussels close when tapped?

Other cage or mussel observations.

Replicate 2

Number of dead mussels: 0

Number of live mussels: 15

Do mussels close when tapped?

Other cage or mussel observations. ~~N/A~~

Additional information: Moved to other side of island due to low water

Caged Mussel Study - Water Quality and Cage Check

Lower Neponset River Superfund Site

General Site Information

Staff: LT TW	GPS Coordinates	Date & Time: 9/12 12:20
Location ID: 24E- 0009	Northing: Same as before	Weather Conditions: 75 & sunny
Health & Safety Concerns:	Easting:	Photos: Y

Waterbody Details

Water depth (ft):

Water velocity (ft/sec):

Has there been heavy rain within last 7 days? Y / N

Water Quality Parameters Temp.: 19.8C pH: 7.73 DO: 10.06 110.490 Sp. Cond.: 703 Turbidity: ~~[illegible]~~ 10.6

ORP: 126.6

Vegetation and Biota

Fish observed:	Y / N	Type:
Invertebrates observed:	Y / N	Type:
Aquatic vegetation observed:	Y / N	Type (emergent, submergent, floating):
Birds observed:	Y / N	Type:
Mammals observed:	Y / N	Type:

Mussel Observations

Replicate 1

Number of dead mussels: 0

Number of live mussels: 15

Do mussels close when tapped?

Other cage or mussel observations.

Replicate 2

Number of dead mussels: 0

Number of live mussels: 15

Do mussels close when tapped?

Other cage or mussel observations.

Additional information: moved 1 crate less than 1 foot

Mussel Retrieval

Caged Mussel Study - Water Quality and Mussel Retrieval

Lower Neponset River Superfund Site

General Site Information

Staff: WM, SM, TW

Location ID: 24E-0001

Health & Safety Concerns:

GPS Coordinates

Lat: same as prev

Long:

Date & Time: 09/24/24 1430

Weather Conditions: Partcloudy, 60s

Photos: Y

Waterbody Details

Water depth (ft): 2.5'

Water velocity (ft/sec): 1.2'

Has there been heavy rain within last 7 days? Y / (N)

Water Quality Parameters Temp: 16.5 pH: 7.04 DO: 7.12 Sp. Cond.: 461.1 Turbidity: 6.92

ORP: 111.3

Vegetation and Biota

Fish observed: (Y) / N Type: sunfish

Invertebrates observed: Y / (N) Type:

Aquatic vegetation observed: Y / (N) Type (emergent, submergent, floating):

Birds observed: Y / (N) Type:

Mammals observed: Y / (N) Type:

General Cage or Mussel Observations

R1-12 dist brwn - 15'

R2-15

soft substrate deadfall

Caged Mussel Study - Mussel Length Measurements at Retrieval

Lower Neponset River Superfund Site

General Site Information

Staff: TW, WM, JP

Date & Time: 9/24/24 1555

Weather Conditions:

Location ID: 24E- 0001

Photos:

Mussel Information

Species: Eastern elliptio (*Elliptio complanata*)

Shell Length (mm) and Observations (dead/alive)

Number	Replicate 1 Length	Observations	Replicate 2 Length	Observations
1	80.0	Alive	60.5	Alive
2	73.4	↓	72.1	↓
3	69.9		79.4	
4	68.4		76.7	
5	74.4		72.8	
6	79.9		69.2	
7	62.1		77.0	
8	63.0		70.2	
9	68.2		68.9	
10	75.1		62.4	
11	65.1		63.6	
12	64.8	↓	70.4	
13			63.1	
14			65.3	
15			67.6	↓
16				
17				
18				
19				
20				

Caged Mussel Study - Water Quality and Mussel Retrieval

Lower Neponset River Superfund Site

General Site Information

Staff: TW, WM, SM

Location ID: 24E-0003

Health & Safety Concerns:

GPS Coordinates

Lat same as prev

Long:

Date & Time 09/24/24

Weather Conditions partly cloudy, 60s

Photos Yes

Waterbody Details

Water depth (ft): 3.75'

Water velocity (ft/sec): 0.1

Has there been heavy rain within last 7 days? Y / (N)

Water Quality Parameters Temp.: 16.8 pH: 6.94 DO: 6.86 Sp. Cond.: 440.2 Turbidity: 7.05

ORP:

Vegetation and Biota

Fish observed: Y / (N)

Invertebrates observed: Y / (N)

Aquatic vegetation observed: (Y) N

Type (emergent, (submergent), floating): Milfoil

Birds observed: Y / (N)

Type:

Mammals observed: Y / (N)

Type:

General Cage or Mussel Observations

R1 - 15

R2 - 14 - 1 dead

Cft between cages

Caged Mussel Study - Mussel Length Measurements at Retrieval

Lower Neponset River Superfund Site

General Site Information

Staff: JP

Location ID: 24E- 9003

Date & Time: 09/24/24 3:55

Weather Conditions:

Photos:

Mussel Information

Species: Eastern elliptio (*Elliptio complanata*)

Shell Length (mm) and Observations (dead/alive)

Number	Replicate 1 Length	Observations	Replicate 2 Length	Observations
1	71.2		76.4	
2	78.3		60.4	Dead
3	71.3		70.4	
4	64.8		73.4	
5	63.2		73.2	
6	65.4		71.6	
7	66.1		74.0	
8	87.6	☒	64.2	
9	68.9		73.8	
10	60.5		68.8	
11	65.2		68.3	
12	73.7		60.4	
13	66.2		64.7	
14	72.8		67.5	
15	68.1		67.0	
16				
17				
18				
19				
20				

Caged Mussel Study - Water Quality and Mussel Retrieval

Lower Neponset River Superfund Site

General Site Information

Staff: WM, SM, TW

Location ID: 24E-0004

Health & Safety Concerns:

GPS Coordinates

Lat: same as prev

Long:

Date & Time: 09/24/24 1500

Weather Conditions: partly cloudy, 60s

Photos: Y

Waterbody Details

Water depth (ft): 2.5'

Water velocity (ft/sec): 0.1

Has there been heavy rain within last 7 days? Y / (N)

Water Quality Parameters Temp: 16.9 pH: 6.94 DO: 6.78 Sp. Cond.: 439.9 Turbidity: 2.22

ORP: 110.3

Vegetation and Biota

Fish observed: Y / (N) Type:

Invertebrates observed: Y / (N) Type:

Aquatic vegetation observed: Y (N) Type (emergent, submergent, floating):

Birds observed: (Y) N Type: canada goose, cormorant

Mammals observed: Y / (N) Type:

General Cage or Mussel Observations

Sheen observed RZ-14 R1-15

R1 was partially into sed

Distance between cages was previously recorded

Caged Mussel Study - Mussel Length Measurements at Retrieval

Lower Neponset River Superfund Site

General Site Information

Staff: WM, TW, JP

Date & Time: 09/24/24 1555

Weather Conditions:

Location ID: 24E- 0004

Photos:

Mussel Information

Species: Eastern elliptio (*Elliptio complanata*)

Shell Length (mm) and Observations (dead/alive)

Number	Replicate 1 Length	Observations	Replicate 2 Length	Observations
1	64.3	Alive	79.2	Alive
2	73.5	↓	62.3	↓
3	68.1	↓	63.0	↓
4	70.0	↓	72.5	↓
5	66.9	↓	74.8	↓
6	63.4	↓	70.3	↓
7	64.3	↓	68.5	↓
8	69.6	↓	68.0	↓
9	72.8	↓	70.6	↓
10	66.7	↓	75.8	↓
11	77.9	↓	67.4	↓
12	64.6	↓	68.9	↓
13	74.3	↓	69.0	↓
14	78.0	↓	63.3	↓
15	66.2	↓		
16				
17				
18				
19				
20				

Caged Mussel Study - Water Quality and Mussel Retrieval

Lower Neponset River Superfund Site

General Site Information

Staff: SM/WM/TW

Location ID: 24E-0005

Health & Safety Concerns: N/A

GPS Coordinates

Lat:

Long: Santas always

Date & Time: 9/24/24 0915

Weather Conditions:

Photos: Yes, of open cage #1

Waterbody Details

Water depth (ft): 1.5

Water velocity (ft/sec): <0.1

Has there been heavy rain within last 7 days? Y / (N)

Water Quality Parameters: Temp: 16.5 pH: 7.06 DO: 8.51 Sp. Cond.: 447.7 Turbidity: 1.97 NTU

ORP: 70.7

Vegetation and Biota

Fish observed:	Y (N)	Type:
Invertebrates observed:	(Y) / N	Type: Corbicula
Aquatic vegetation observed:	Y / N	Type (emergent (submergent) floating): light
Birds observed:	Y / (N)	Type:
Mammals observed:	Y (N)	Type:

General Cage or Mussel Observations

3.2 ft between cages

Caged Mussel Study - Mussel Length Measurements at Retrieval

Lower Neponset River Superfund Site

General Site Information

Staff: JP

Date & Time: 9/24/24 10:02

Weather Conditions:

Location ID: 24E- 0005

Photos:

Mussel Information

Species: Eastern elliptio (*Elliptio complanata*)

Shell Length (mm) and Observations (dead/alive)

Number	Replicate 1 Length	Observations	Replicate 2 Length	Observations
1	70.2		75.9	
2	66.1		71.0	
3	67.9		65.8	
4	72.9		68.9	
5	64.5		80.3	
6	65.6		61.0	
7	65.2		75.8	
8	63.5		69.9	
9	75.0		74.8	
10	77.0		67.7	
11	59.1		71.4	
12	70.5		68.2	
13	74.7		61.5	
14	80.5		78.2	
15	63.8		65.1	
16				
17				
18				
19				
20				

Caged Mussel Study - Water Quality and Mussel Retrieval

Lower Neponset River Superfund Site

General Site Information

Staff: SM / WM

Location ID: 24E- 0006

Health & Safety Concerns: N/A

GPS Coordinates

Northing:

Easting: Same as last move on 9/12/24

Date & Time: 9/24/24 0803

Weather Conditions: P. Cloudy Low 60's

Photos: N

Waterbody Details

Water depth (ft): 1.5

Water velocity (ft/sec): 1.2

Has there been heavy rain within last 7 days? Y / (N)

Water Quality Parameters Temp.: 16.2 C pH: 7.11 DO: 8.78 Sp. Cond.: 445.6 Turbidity: 1.54

ORP: 88.3

Vegetation and Biota

Fish observed:	Y / (N)	Type:
Invertebrates observed:	(Y) / N	Type: Corbicula
Aquatic vegetation observed:	Y / (N)	Type (emergent, submergent, floating):
Birds observed:	(Y) / N	Type: ducks
Mammals observed:	(Y) / N	Type: Racoon

General Cage or Mussel Observations

Cage Spacing = 1.25ft

All Mussels appeared healthy

Site with many mussels

Caged Mussel Study - Mussel Length Measurements at Retrieval

Lower Neponset River Superfund Site

General Site Information

Staff: TW/ JP

Location ID: 24E-0006

Date & Time: 9/24/24 0835

Weather Conditions: p cloudy, Low 60s

Photos: N

Mussel Information

Species: Eastern elliptio (*Elliptio complanata*)

Shell Length (mm) and Observations (dead/alive)

Number	Replicate 1 Length	Observations	Replicate 2 Length	Observations
1	59.7		71.7	
2	61.9		64.4	
3	67.8		65.6	
4	60.5		70.3	
5	69.5		78.5	
6	67.9		73.6	
7	68.9		77.6	
8	63.03		74.7	
9	70.4		64.5	
10	77.8		72.5	
11	75.2		60.8	
12	64.0		66.2	
13	81.1		66.8	
14	76.0		66.1	
15	66.4		72.5	
16	68.3		66.3	
17	67.5		63.7	
18	74.1		73.4	
19	73.1		73.1	
20	64.0		74.2	
21	71.4		61.5	
22	74.1		64.1	
23	67.4		66.5	
24	71.9		65.1	
25	64.3		62.1	
26	75.2		72.3	
27	71.6		64.7	
28	64.1		70.4	
29	63.2		67.9	
30	71.3		62.0	
31	72.7		67.2	
32	66.8		71.2	
33	63.18		65.8	
34	71.2		62.7	
35	69.2		67.1	
36	69.0		71.4	
37	63.5		65.6	
38	73.2		71.6	
39	75.6		70.9	
40	74.8		80.5	
41	71.9		61.4	
42			68.1	
43			62.3	
44			65.4	
45				

Caged Mussel Study - Water Quality and Mussel Retrieval

Lower Neponset River Superfund Site

General Site Information

Staff: WM, SM, TW

Location ID: 24E-0007A

Health & Safety Concerns:

GPS Coordinates

Lat: same as last

Long: (09/12 move)

Date & Time: 09/24/24 1045

Weather Conditions: Partly cloudy, 60s

Photos: Y

Waterbody Details

Water depth (ft): 1.5

Water velocity (ft/sec): 1.75

Has there been heavy rain within last 7 days? Y / (N)

Water Quality Parameters: Temp: 16.3 pH: 7.21 DO: 9.10 Sp. Cond: 452 Turbidity: 1.46

ORP: 104.4

Vegetation and Biota

Fish observed:	(Y) / N	Type: YOY bluegill
Invertebrates observed:	(Y) / N	Type: crayfish (2)
Aquatic vegetation observed:	(Y) / N	Type (emergent, submergent, floating): submergent raccontail, sparse
Birds observed:	(Y) / N	Type: Kingfisher
Mammals observed:	Y / (N)	Type:

General Cage or Mussel Observations

All alive, cages 3.1' from each other

Caged Mussel Study - Mussel Length Measurements at Retrieval

Lower Neponset River Superfund Site

General Site Information

Staff:

Date & Time: 04/24/24 1:55

Weather Conditions:

Location ID: 24E- 907A

Photos:

Mussel Information

Species: Eastern elliptio (*Elliptio complanata*)

Shell Length (mm) and Observations (dead/alive)

Number	Replicate 1 Length	Observations	Replicate 2 Length	Observations
1	70.1		76.3	
2	75.4		63.6	
3	73.5		63.4	
4	72.3		75.4	
5	62.1		70.5	
6	75.2		73.8	
7	80.2		71.1	
8	78.3		78.3	
9	62.3		63.4	
10	68.4		74.2	
11	69.0		69.3	
12	59.7		81.2	
13	67.4		66.1	
14	607		63.4	
15	67.7		64.6	
16				
17				
18				
19				
20				

Caged Mussel Study - Water Quality and Mussel Retrieval

Lower Neponset River Superfund Site

General Site Information

Staff: WM, SM, TW

Location ID: 24E-0007B

Health & Safety Concerns:

GPS Coordinates

Lat: same as prev ~~(0911 move)~~ TW

Long:

Date & Time: 09/24/24 1105

Weather Conditions: partly cloudy, 60s

Photos: 4

Waterbody Details

Water depth (ft): 1'

Water velocity (ft/sec): 0.5'

Has there been heavy rain within last 7 days? Y / (N)

Water Quality Parameters Temp: 16.6 pH: 7.23 DO: 8.99 Sp Cond: 454.2 Turbidity: 4.16

ORP: 67.4

Vegetation and Biota

Fish observed	Y / (N)	Type:
Invertebrates observed	(Y) / N	Type: crayfish (2)
Aquatic vegetation observed	(Y) / N	Type (emergent, submergent, floating): submerged milfoil
Birds observed	(Y) / N	Type: kingfisher (2) redtail hawk
Mammals observed	Y / (N)	Type:

General Cage or Mussel Observations

R2 19 mussels, R1 16 mussels all alive - 1.5' apart

* These will be held @ the lab for analysis if needed

Caged Mussel Study - Mussel Length Measurements at Retrieval

Lower Neponset River Superfund Site

General Site Information

Staff: JP

Location ID: 24E- 0007B

Date & Time: 9/24/24 1330

Weather Conditions:

Photos:

Mussel Information

Species: Eastern elliptio (*Elliptio complanata*)

Shell Length (mm) and Observations (dead/alive)

Number	Replicate 1 Length	Observations	Replicate 2 Length	Observations
1	79.4		77.3	
2	64.2		59.7	
3	74.0		66.6	
4	69.3		73.4	
5	57.1		60.5	
6	72.9		70.5	
7	72.3		67.7	
8	63.0		71.8	
9	68.5		63.1	
10	63.6		71.9	
11	68.4		67.1	
12	76.7		82.6	
13	64.5		78.2	
14	72.4		74.1	
15	77.1		63.4	
16	70.1			
17				
18				
19				
20				

These will be held @ the lab for analysis if needed

Caged Mussel Study - Water Quality and Mussel Retrieval

Lower Neponset River Superfund Site

General Site Information

Staff: WM, TW, SM

Location ID: 24E-0008

Health & Safety Concerns:

GPS Coordinates

Lat: same as

Long: prev (09/12 move)

Date & Time: 09/24/24 1130

Weather Conditions: Partly cloudy, 60s

Photos: y

Waterbody Details

Water depth (ft): 1'

Water velocity (ft/sec): 2

Has there been heavy rain within last 7 days? Y / (N)

Water Quality Parameters Temp: 16.8 pH: 7.27 DO: 9.40 Sp. Cond.: 453.1 Turbidity: 1.70

ORP: 94.6

Vegetation and Biota

Fish observed:	Y / (N)	Type:
Invertebrates observed:	(Y) / N	Type: crayfish (1)
Aquatic vegetation observed:	(Y) / N	Type (emergent, submergent, floating): submergent - coontail, milfoil
Birds observed:	Y / (N)	Type:
Mammals observed:	Y / (N)	Type:

General Cage or Mussel Observations

R1 - 19

R2 - 16 all alive

3.4 ft between cages

Caged Mussel Study - Mussel Length Measurements at Retrieval

Lower Neponset River Superfund Site

General Site Information

Staff: JP

Location ID: 24E- 0008

Date & Time: 9/24/24 2:00

Weather Conditions:

Photos:

Mussel Information

Species: Eastern elliptio (*Elliptio complanata*)

Shell Length (mm) and Observations (dead/alive)

Number	Replicate 1 Length	Observations	Replicate 2 Length	Observations
1	71.7		78.0	
2	58.9		59.2	
3	72.5		74.0	
4	58.4		73.8	
5	84.6		66.3	
6	72.3		82.5	
7	82.4		64.0	
8	66.6		65.9	
9	65.6		70.1	
10	71.9		71.4	
11	62.9		62.6	
12	59.2		61.8	
13	66.7		74.2	
14	75.7		61.3	
15	76.6		70.9	
16	72.9		54.0	
17	64.4			
18	81.2			
19	65.0			
20				

Caged Mussel Study - Water Quality and Mussel Retrieval

Lower Neponset River Superfund Site

General Site Information

Staff: WM, TW, SM

Location ID: 24E-8009

Health & Safety Concerns:

GPS Coordinates

Lat: same as prev

Long:

Date & Time: 09/24/24 1205

Weather Conditions: partly cloudy, 60s

Photos: 4

Waterbody Details

Water depth (ft): 2.5'

Water velocity (ft/sec): 0.1

Has there been heavy rain within last 7 days? Y / (N)

Water Quality Parameters Temp: 16.9 pH: 7.33 DO: 9.70 Sp. Cond: 454.2 Turbidity: 2.46

ORP: 89.8

Vegetation and Biota

Fish observed:	Y / (N)	Type:
Invertebrates observed:	(Y) / N	Type: Macro - stonefly larva
Aquatic vegetation observed:	(Y) / N	Type (emergent, (submergent), floating): algae, Curly pondweed, Coontail
Birds observed:	Y / (N)	Type:
Mammals observed:	Y / (N)	Type:

General Cage or Mussel Observations

R1-16
R2-15 all alive
4.3' apart, off main channel, soft substrate

Caged Mussel Study - Mussel Length Measurements at Retrieval

Lower Neponset River Superfund Site

General Site Information

Staff: JP

Location ID: 24E- 0009

Date & Time: 9/24/24 14:22

Weather Conditions:

Photos:

Mussel Information

Species: Eastern elliptio (*Elliptio complanata*)

Shell Length (mm) and Observations (dead/alive)

Number	Replicate 1 Length	Observations	Replicate 2 Length	Observations
1	60.1		76.6	
2	78.6		76.3	
3	72.5		74.2	
4	72.7		63.9	
5	67.4		72.2	
6	79.3		73.5	
7	70.8		69.8	
8	75.5		64.2	
9	71.4		63.2	
10	64.0		67.3	
11	75.0		71.0	
12	72.8		82.6	
13	67.8		64.1	
14	64.2		71.6	
15	65.9		64.1	
16	61.8			
17				
18				
19				
20				

Lower Neponset River Superfund Site
Phase 2 - Mussel Tissue Study
Fresh Water Cooler Log

Cooler Number
1

Date	Time	Activity
9.24.24	09:29	BAG 6-2 + 6-1 INTO COOLER
	10:19	BAG 5-2 + 5-1 INTO COOLER
	13.29	BAG 7A-1 + 7A-2 INTO COOLER
9/25/24	9:25	Bag 6-2 6-1 out cooler
9/25/24	10:20	Bag 5-2 5-1 out cooler
9/25/24	13:29	Bag 7A-1 7A-2 out cooler

Lower Neponset River Superfund Site

Phase 2 - Mussel Tissue Study

Fresh Water Cooler Log

Cooler Number

2

Date	Time	Activity
9.24.24	13:48	BAG 7-B IN COOLER (1 & 2)
	14:15	BAG 8-1 & 8-2 IN COOLER
	14:36	BAG 9-1 & 9-2 IN COOLER
9.25.24	13:49	BAG 7-B OUT OF COOLER
↓	14:16	BAG 8-1 & 8-2 OUT OF COOLER
	14:37	BAG 9-1 9-2 OUT COOLER

Lower Neponset River Superfund Site

Phase 2 - Mussel Tissue Study

Fresh Water Cooler Log

Cooler Number

3

Date	Time	Activity
9.24.24	15:55	BAGS 1-1 & 1-2 } IN COOLER
↓	↓	3-1 & 3-2 } IN COOLER
↓	↓	4-1 & 4-2 } IN COOLER
9/25/24	15:55	BAGS 1-1 1-2 } OUT COOLER
↓	↓	BAGS 3-1 3-2 } OUT COOLER
↓	↓	BAGS 4-1 4-2 } OUT COOLER

Daily Reports

Daily Summary Report
Lower Neponset River Superfund Site
Remedial Investigation/Feasibility Study
Project No. 60703400

Date: 05/10/2025	

Personnel on Site / Affiliation (if not AECOM) / Role

Paula Winchell—Surface Water Sampling Lead
Steve Howe—Surface Water Sampling Support
Eric Megna – Surface Water Sampling Support
Courtney Toomey – Scribe Support

Visitors to Site (Name / Affiliation / Activity)

N/A

Encounters with Public (describe time, location, etc.)

N/A

Work Completed

Surface Water Sample Collection Progress:

- Collected surface water samples from 4 locations

Sampling Plan 05/10/25:

Samples collected for the following Analyses: VOCs, Pesticides, Dioxin/Furans, PCB 209 Congeners, total ICP-MS Metals/Mercury, and dissolved ICP-MS Metals/Mercury.

- 25A-0001-ASH and 25A-0001-ASH-F
- 25A-0002-ASH and 25A-0002-ASH-F
- 25A-0004-ASH and 25A-0004-ASH-F (Parent/MS/MSD)
- 25A-0005-ASH and 25A-0005-ASH-F (Parent)
- 25A-005-ASH-CS and 25A-0005-ASH-CS-F (Field Duplicate)
- Trip Blank: 25A-0002-2T
- Equipment Blank: 25A-0001-XR and 25A-0001-XR-F

Deviations from Approved Plan and NCR ID

N/A

Health and Safety

N/A

Recorded by Courtney Toomey
Time On / Off Site Surface Water Collection Team: 0700/1430

Daily Summary Report
Lower Neponset River Superfund Site
Remedial Investigation/Feasibility Study
Project No. 60703400

Date	Tuesday 5/21/2024

Personnel on Site / Affiliation (if not AECOM) / Role
Walter McKenna – Soil sampling team
Steve Howe – Soil sampling team

Visitors to Site (Name / Affiliation / Activity)
N/A

Encounters with Public (describe time, location, etc.)
N/A

Work Completed (Samples collected and Shipped)
Floodplain soil sampling locations flagged:
- 24D-0200
- 24D-0199 (Adjusted to new location following Sample Approach Memo guidelines for sampling feasibility; team traversed perpendicular towards water line until soils were deemed feasible. Adjusted Northing/Easting Trimble GPS coordinates recorded in field notes.)
- 24D-0198
- 24D-0197
- 24D-0196 (Adjusted to new location following Sample Approach Memo guidelines for sampling feasibility; team traversed perpendicular towards water line until soils were deemed feasible. Adjusted Northing/Easting Trimble GPS coordinates recorded in field notes.)
- 24D-0195
- 24D-0194 (Accuracy challenges with GPS due to dense tree cover, expounded in LNR PHII Soils Advance Flagging Excel Sheet and corresponding field notes.)
- 24D-0193 (Accuracy challenges with GPS due to dense tree cover, expounded in LNR PHII Soils Advance Flagging Excel Sheet and corresponding field notes.)
-24D-0192 (Accuracy challenges with GPS due to dense tree cover, expounded in LNR PHII Soils Advance Flagging Excel Sheet and corresponding field notes.)

Health and Safety Issues N/A
Deviations from Approved Plan and NCR ID N/A
Recorded by Walter McKenna
Time On / Off Site Field Team: 0730 / 1715

Daily Summary Report
Lower Neponset River Superfund Site
Remedial Investigation/Feasibility Study
Project No. 60703400

Date: 5/22/24	

Personnel on Site / Affiliation (if not AECOM) / Role

Rick Purdy—SSHO
Tianzhen Nie—Trailer lead
Bill Abrahams-Dematte—Sample Advance Team Lead
Steve Howe—Sample Collection Team Lead
Walter McKenna—Sample Collection support
Josie Lynch—Sample Collection support
Silas Bucco—Sample Flagging Support
Ben Avakian—TG&B
Jake Halla—TG&B

Visitors to Site (Name / Affiliation / Activity)

N/A

Encounters with Public (describe time, location, etc.)

N/A

Work Completed (Samples collected and Shipped)

Sampling Team:

5/22/2024								
Primary Samples Collected								
24D-0207-AS	5/22/2024	collected						
24D-0207-BS	5/22/2024	collected						
24D-0206-AS	5/22/2024	collected						
24D-0206-BS	5/22/2024	collected						
24D-0206-CS	5/22/2024	collected						
24D-0205-AS	5/22/2024	collected						
24D-0205-BS	5/22/2024	collected						
24D-0204-AS	5/22/2024	collected						
24D-0204-BS	5/22/2024	collected						
QC Samples Collected								
24D-0206-AS	5/22/2024							
Overall Progress Update								
Number of Starting Sample Locations	651		QC samples needed TOTAL	32	QC samples collected to date		QC samples remaining	
Number of Samples eliminated	3		Duplicates	32				32
Subtotal Samples Needed (To Date)	648		MS/MSDs	32		1		31
Subtotal Samples Collected	9		PE PCB Cong	8				
Subtotal Samples Remaining	639		PE PCDD/F	8				
			PE VOCs	32				
			PE SVOC	32				
			PE TAL Metals	32				

Flagging Team:

5/22/2024	24D-0112	TARGET FLAG NOT CHANGED		Original	F
5/22/2024	24D-0111	TARGET FLAG NOT CHANGED		Original	F
5/22/2024	24D-0110	TARGET FLAG NOT CHANGED		Original	F
5/22/2024	24D-0109	TARGET FLAG NOT CHANGED		Original	F
5/22/2024	24D-0108	TARGET FLAG NOT CHANGED		Original	F
5/22/2024	24D-0107	TARGET FLAG NOT CHANGED		Original	F
5/22/2024	24D-0106	TARGET FLAG NOT CHANGED		Original	F
5/22/2024	24D-0105	Location moved 5 feet east as target was vertical root wa		Adjusted	F
5/22/2024	24D-0104	Location biased 10-15 feet east due to issues with signal		Adjusted	F
5/22/2024	24D-0103	TARGET FLAG NOT CHANGED		Original	F
5/22/2024	24D-0102	TARGET FLAG NOT CHANGED		Original	F
5/22/2024	24D-0001	Moved 6 feet north out of water.		Adjusted	F
5/22/2024	24D-0002	Moved 3 feet north out of water		Adjusted	F
5/22/2024	24D-0003	Moved 8 feet north out of water.		Adjusted	F
5/22/2024	24D-0004	Moved 6 feet north out of water.		Adjusted	F
5/22/2024	24D-0005	Moved 10 feet north out of water.		Adjusted	F
5/22/2024	24D-0006	Moved 7 feet north out of water.		Adjusted	F
5/22/2024	24D-0007	Moved 6 feet north out of water.		Adjusted	F

Plan for Tomorrow:

1) **Flagging Team: Flag along the North side of the river on DCR property. Locations 0072-0081 ON FOOT.**
2) **Sampling Team: Work with TG&B to collect samples from locations flagged today (5/22/24) 0108-0112 BY BOAT.**

Health and Safety Issues

N/A

Deviations from Approved Plan and NCR ID N/A
Recorded by Tianzhen Nie
Time On / Off Site Sampling Team: 0630/1700 Flagging Team: 0830/1830 Trailer Team: 0800/1830

Daily Summary Report
Lower Neponset River Superfund Site
Remedial Investigation/Feasibility Study
Project No. 60703400

Date: 5/23/24	
Personnel on Site / Affiliation (if not AECOM) / Role Rick Purdy—SSHO Tianzhen Nie—Trailer lead Bill Abrahams-Dematte—Sample Advance Team Lead Steve Howe—Sample Collection Team Lead Walter McKenna—Mussel program support Josie Lynch—Mussel program support Victoria Masucci—Trailer Support Silas Bucco—Sample Flagging Support Connor Torpey—TG&B	
Visitors to Site (Name / Affiliation / Activity) N/A	
Encounters with Public (describe time, location, etc.) N/A	
Work Completed (Samples collected and Shipped)	

Sampling Team:

	5/23/2024								
	Primary Samples Collected								
	24D-0112-AS	5/23/2024	collected						
	24D-0112-BS	5/23/2024	collected						
	24D-0108-AS	5/23/2024	collected						
	24D-0108-BS	5/23/2024	collected						
	24D-0109-AS	5/23/2024	collected						
	24D-0109-BS	5/23/2024	collected						
10									
11									
12									
13	**QC Samples Collected**								
14	24D-0108-AD	5/23/2024							
15									
16									
17									
18									
19	**Overall Progress Update**								
20	Number of Starting Sample Locations	651		QC samples needed TOTAL	32	QC samples collected to date		QC samples remaining	
21	Number of Samples eliminated	6		Duplicates	32		1		31
22	Subtotal Samples Needed (To Date)	645		MS/MSDs	32		1		31
23	Subtotal Samples Collected	15		PE PCB Cong	8				
24	Subtotal Samples Remaining	630		PE PCDD/F	8				
25				PE VOCs	32				
26				PE SVOC	32				
27				PE TAL Metals	32				
28									
29									
30									

Flagging Team:

5/23/2024	24D-0059	TARGET FLAG NOT CHANGED		Original
5/23/2024	24D-0060	TARGET FLAG NOT CHANGED		Original
5/23/2024	24D-0061	TARGET FLAG NOT CHANGED		Original
5/23/2024	24D-0062	TARGET FLAG NOT CHANGED		Original
5/23/2024	24D-0063	TARGET FLAG NOT CHANGED		Original
5/23/2024	24D-0064	TARGET FLAG NOT CHANGED		Original
5/23/2024	24D-0065	TARGET FLAG NOT CHANGED		Original
5/23/2024	24D-0066	Moved 10 feet north out of water.		Adjusted
5/23/2024	24D-0067	TARGET FLAG NOT CHANGED		Original
5/23/2024	24D-0068	TARGET FLAG NOT CHANGED		Original
5/23/2024	24D-0069	TARGET FLAG NOT CHANGED		Original
5/23/2024	24D-0070	TARGET FLAG NOT CHANGED		Original
5/23/2024	24D-0071	TARGET FLAG NOT CHANGED		Original
5/23/2024	24D-0072	Moved 7 feet west out of the river onto the bank.		Adjusted
5/23/2024	24D-0073	TARGET FLAG NOT CHANGED		Original
5/23/2024	24D-0074	TARGET FLAG NOT CHANGED		Original

Additional Recon:
Based on direction from Natalie Burgo, RP ground-truthed a number of DO NOT SAMPLE locations that had already been flagged ahead of time. Locations surveyed include: 0196 & 0198. Natalie stated that based on the map these locations appeared to need to be moved away from the tracks. RP ground-truthing confirmed that locations are not close to train tracks in real-time and are directly adjacent to the river (approx. 6 feet distance.) Locations 0196 & 0198 are ~100 feet from the train tracks and do not appear to be located on MBTA right-of-way.

Plan for Tomorrow:

1) **Flagging Team: Continue to flag along the North side of the river on DCR property. Locations 0072-0081 ON FOOT.**
2) **Sampling Team: Work with TG&B to collect samples from locations flagged on 5/22/24, 0105, 0106, 0107, 0110, BY BOAT.**

Health and Safety Issues

N/A

Health and Safety Issues N/A
Deviations from Approved Plan and NCR ID N/A
Recorded by Tianzhen Nie
Time On / Off Site Sampling Team: 0630/1700 Flagging Team: 0800/1700 Trailer Team: 0830/1830

Daily Summary Report
Lower Neponset River Superfund Site
Remedial Investigation/Feasibility Study
Project No. 60703400

Date: 5/24/24	

Personnel on Site / Affiliation (if not AECOM) / Role

Rick Purdy—SSHO
Tianzhen Nie—Trailer lead
Bill Abrahams-Dematte—Sample Advance Team Lead
Steve Howe—Sample Collection Team Lead
Walter McKenna—Sample Collection support
Silas Bucco—Sample Flagging Support
Connor Torpey—TG&B

Visitors to Site (Name / Affiliation / Activity)

N/A

Encounters with Public (describe time, location, etc.)

N/A

Work Completed (Samples collected and Shipped)

Sampling Team:

5/24/2024			
Primary Samples Collected			
24D-0111-AS	5/24/2024	collected	
24D-0111-BS	5/24/2024	collected	
24D-0110-AS	5/24/2024	collected	
24D-0110-BS	5/24/2024	collected	Composite sample of original & supplementary borehole. Original borehole: 1-1.4 ft recovery, Supplemental borehole 1-1.8 ft recovery. VOCs collected from supplemental borehole to minimize exposure to air
24D-0107-AS	5/24/2024	collected	Moved to be downstream of the outfall with PM approval

QC Samples Collected

24D-PE-C2038	5/24/2024
24D-PE-DS01200	5/24/2024

Overall Progress Update

Number of Starting Sample Locations	651	QC samples needed TOTAL	32	QC samples collected to date		QC samples remaining	
Number of Samples eliminated	10	Duplicates	32		1		31
Subtotal Samples Needed (To Date)	641	MS/MSDs	32		1		31
Subtotal Samples Collected	20	PE PCB Cong	8		1		
Subtotal Samples Remaining	621	PE PCDD/F	8		1		
		PE VOCs	32				
		PE SVOC	32				
		PE TAL Metals	32				
		Equipment Blanks	9				

Flagging Team:

5/24/2024	24D-0049	Moved 5 feet north out of River
5/24/2024	24D-0050	Moved 14 feet NNE out of River and downstream outfall pipe
5/24/2024	24D-0051	Moved 4 feet north out of River
5/24/2024	24D-0052	Moved 7 feet north out of River.
5/24/2024	24D-0053	Moved 7 feet north out of River.
5/24/2024	24D-0054	TARGET FLAG NOT CHANGED
5/24/2024	24D-0055	Moved 4 feet north out of River
5/24/2024	24D-0056	Moved 8 feet north our of River
5/24/2024	24D-0057	Moved 12 ft. Downstream (east) and 2 ft. north out of river.
5/24/2024	24D-0058	TARGET FLAG NOT CHANGED

Plan for Tuesday 5/28/24:

1) **Sampling Team (Boat): Work with TG&B to collect samples from locations flagged on 5/22/24, 0102-0106**
2) **Sampling Team (Land): Flagging team will switch to sampling for Tuesday 5/28/24 as many more locations have been flagged than samples collected. Land sampling team will slightly increase the rate of sampling collection as it makes sense in the schedule.**

Notes:

1) **SGS samples are all off-site for the weekend. As CLP labs are unable to receive samples tomorrow 5/25/24 for the holiday weekend, samples collected today (5/24/24) are being held in refrigerated storage over the weekend and VOCs are frozen to increase hold time from 48 hours to 14 days with chemist and PM approval.**

Health and Safety Issues

N/A

Deviations from Approved Plan and NCR ID

N/A

Recorded by

Tianzhen Nie

Time On / Off Site

Sampling Team: 0630/1600
Flagging Team: 0800/1600
Trailer Team: 0830/1700

Daily Summary Report
Lower Neponset River Superfund Site
Remedial Investigation/Feasibility Study
Project No. 60703400

Date: 5/28/24	

Personnel on Site / Affiliation (if not AECOM) / Role

Rick Purdy—SSHO
Tianzhen Nie—Trailer lead
Steve Howe—Sample Collection Boat Team
Walter McKenna—Sample Collection Boat Team
Bill Abrahams-Dematte—Sample Collection Land Team
Silas Bucco—Sample Collection Land Team
Josie Lynch—Sample Collection Land Team
Jake Hallam—TG&B

Visitors to Site (Name / Affiliation / Activity)

N/A

Encounters with Public (describe time, location, etc.)

N/A

Work Completed (Samples collected and Shipped)

Sampling Team:

5/28/2024			
Locations Collected		**Accessed Via**	
24D-0106	5/28/2024	Boat	
24D-0105	5/28/2024	Boat	
24D-0104	5/28/2024	Boat	
24D-0103	5/28/2024	Boat	
24D-0050	5/28/2024	Land	
24D-0049	5/28/2024	Land	
Primary Samples Collected			
24D-0106-AS	5/28/2024	collected	
24D-0106-BS	5/28/2024	collected	
24D-0106-CS	5/28/2024	collected	
24D-0105-AS	5/28/2024	collected	
24D-0105-BS	5/28/2024	collected	
24D-0104-AS	5/28/2024	collected	
24D-0104-BS	5/28/2024	collected	
24D-0103-AS	5/28/2024	collected	
24D-0050-AS	5/28/2024	collected	
24D-0049-AS	5/28/2024	collected	
24D-0049-BS	5/28/2024	collected	
QC Samples Collected			
24D-0103-AS	5/28/2024		MS/MSD
24D-0104-AS	5/28/2024		MS/MSD

Overall Progress Update			
Number of Starting Samples	651		
Number of Samples eliminated	15		
Subtotal Samples Needed (To Date)	636		
Subtotal Samples Collected	31		
Subtotal Samples Remaining	605		
Number of Starting Sample Locations	217		
Number of Sample Locations Collected	16		
Number of Sample Locations Eliminated			
Number of Sample Locations Remaining	201		
QC samples needed TOTAL	32	QC samples collected to date	QC samples remaining
Duplicates	32	1	30.8
MS/MSDs	32	3	28.8
PE PCB Cong	8	1	
PE PCDD/F	8	1	
PE VOCs	32		
PE SVOC	32		
PE TAL Metals	32		
Equipment Blanks	9		

Plan for remainder of Week 5/28/24:

1) **Two Sampling teams for Wednesday 5/29/24 and Thursday 5/30/24:**
2) **Sampling Team (Boat): Work with TG&B to collect samples from locations flagged on 5/22/24, 0102; 0001-0007. This stretch is projected to be completed EOD on Thursday 5/29/24.**
3) **Sampling Team (Land): Continue sampling land stretch from 0051-0074. This stretch is projected to take until mid-next week (6/5/24).**

Notes:

1) **Today's shipments (5/28/24) include samples collected on Friday 5/24/24 to be held over long weekend due to labs being closed for sample receipt.**
2) **RP conducted additional recon of Dana Ave to confirm area is under water for the time being and not sampleable for soils.**

Health and Safety Issues

N/A

Deviations from Approved Plan and NCR ID

N/A

Recorded by

Tianzhen Nie

Time On / Off Site

Sampling Team: 0630/1600
Trailer Team: 0900/1800

Daily Summary Report
Lower Neponset River Superfund Site
Remedial Investigation/Feasibility Study
Project No. 60703400

Date: 5/29/24	

Personnel on Site / Affiliation (if not AECOM) / Role

Kris Carbonneau—Project Manager
Tianzhen Nie—Trailer lead
Tessa Murphy—Trailer support
Steve Howe—Sample Collection Boat Team
Walter McKenna—Sample Collection Boat Team
Bill Abrahams-Dematte—Sample Collection Land Team
Silas Bucco—Sample Collection Land Team
Josie Lynch—Sample Collection Land Team
Connor Torpey—TG&B
Ken Cadmus—OSI
Hunter Cripps—OSI
Morgan Barrett—OSI

Visitors to Site (Name / Affiliation / Activity)

ZaNetta Purnell—EPA

Encounters with Public (describe time, location, etc.)

N/A

Work Completed (Samples collected and Shipped)

Sampling Team:

Overall Progress Update			
Number of Starting Samples	651		
Number of Samples eliminated	22		
Subtotal Samples Needed (To Date)	629		
Subtotal Samples Collected	44		
Subtotal Samples Remaining	585		
Number of Starting Sample Locations	217		
Number of Sample Locations Collected	21		
Number of Sample Locations Eliminated	1		
Number of Sample Locations Remaining	196		
QC samples needed TOTAL	31	QC samples collected to date	QC samples remaining
Duplicates	31	1	30
MS/MSDs	31	3	28
PE PCB Cong	8	1	
PE PCDD/F	8	1	
PE VOCs	31	1	
PE SVOC	31	1	
PE TAL Metals	31	1	
Equipment Blanks	9		

5/29/2024			
Locations Collected		**Accessed Via**	
24D-0006	5/29/2024	Boat	
24D-0005	5/29/2024	Boat	
24D-0051	5/29/2024	Land	
24D-0052	5/29/2024	Land	
24D-0004	5/29/2024	Boat	
24D-0050	5/29/2024	Land	
Primary Samples Collected			
24D-0050-BS	5/29/2024	collected	
24D-0050-CS	5/29/2024	collected	
24D-0006-AS	5/29/2024	collected	
24D-0006-BS	5/29/2024	collected	
24D-0006-CS	5/29/2024	collected	
24D-0005-AS	5/29/2024	collected	Max penetration at 0.8 feet due to refusal on large roots and root masses.
24D-0051-AS	5/29/2024	collected	
24D-0051-BS	5/29/2024	collected	
24D-0051-CS	5/29/2024	collected	
24D-0052-AS	5/29/2024	collected	
24D-0052-BS	5/29/2024	collected	
24D-0004-AS	5/29/2024	collected	
24D-0004-BS	5/29/2024	collected	0.4 foot recovery.
QC Samples Collected			
R04222401-12	5/29/2024		
R04222401-21	5/29/2024		
R04222401-5	5/29/2024		

Plan for remainder of Week 5/28/24:

1) **Two Sampling teams for Wednesday 5/29/24 and Thursday 5/30/24:**
2) **Sampling Team (Boat): Work with TG&B to collect samples from locations flagged on 5/22/24, 0102; 0001-0007. This stretch is projected to be completed EOD on Thursday 5/29/24.**
3) **Sampling Team (Land): Continue sampling land stretch from 0051-0074. This stretch is projected to take until mid-next week (6/5/24).**
4) **Sampling Team (Land): Move to locations 0208-0214 stretch on Town of Milton property in the PM to spot OSI activities in the water. Kris C will confirm if existing flagged locations need to be moved.**

Health and Safety Issues

N/A

Deviations from Approved Plan and NCR ID

N/A

Recorded by

Tianzhen Nie

Time On / Off Site

Sampling Team: 0630/1600
Trailer Team: 0800/1830

Daily Summary Report
Lower Neponset River Superfund Site
Remedial Investigation/Feasibility Study
Project No. 60703400

Date: 5/31/24	
Personnel on Site / Affiliation (if not AECOM) / Role Rick Purdy—SSHO Tianzhen Nie—Trailer lead Victoria Masucci—Trailer support Steve Howe—Sample Collection Bill Abrahams-Dematte—Sample Collection Silas Bucco—Sample Collection Land Team Josie Lynch—Sample Collection Land Team Walter McKenna —Sample Collection	
Visitors to Site (Name / Affiliation / Activity)	
Encounters with Public (describe time, location, etc.) N/A	
Work Completed (Samples collected and Shipped) **Sampling Team: Sampling was not commenced on the water on 5/31/24 due to high water levels from rain on 5/30/24. Boat-based activities will resume on Monday 6/3/24.**	

5/31/2024			
Locations Collected		**Accessed Via**	
24D-0053	5/31/2024	Land	
24D-0054	5/31/2024	Land	
24D-0055	5/31/2024	Land	
24D-0056	5/31/2024	Land	
24D-0057	5/31/2024	Land	
24D-0058	5/31/2024	Land	
24D-0059	5/31/2024	Land	
24D-0060	5/31/2024	Land	
Primary Samples Collected			
24D-0053-AS	5/31/2024	collected	
24D-0053-BS	5/31/2024	collected	
24D-0053-CS	5/31/2024	collected	Refusal at 2.5 feet combined with hole collapse. No VOCs collected.
24D-0054-AS	5/31/2024	collected	
24D-0054-BS	5/31/2024	collected	No VOCs due to voume and coarse sand/gravel.
24D-0055-AS	5/31/2024	collected	
24D-0055-BS	5/31/2024	collected	
24D-0056-AS	5/31/2024	collected	
24D-0056-BS	5/31/2024	collected	
24D-0057-AS	5/31/2024	collected	
24D-0058-AS	5/31/2024	collected	
24D-0058-BS	5/31/2024	collected	
24D-0058-CS	5/31/2024	collected	
24D-0059-AS	5/31/2024	collected	
24D-0059-BS	5/31/2024	collected	No VOCs
24D-0060-AS	5/31/2024	collected	
24D-0060-BS	5/31/2024	collected	

QC Samples Collected			
24D-PE-C2039	5/31/2024		
24D-PE-DS01270	5/31/2024		
R04222401-10	5/31/2024		
R04222401-24	5/31/2024		
R04222401-2	5/31/2024		
24D-0530-XR	5/30/2024		
Overall Progress Update			
Number of Starting Samples	651		
Number of Samples eliminated	29		
Subtotal Samples Needed (To Date)	622		
Subtotal Samples Collected	61		
Subtotal Samples Remaining	561		
Number of Starting Sample Locations	217		
Number of Sample Locations Collected	29		
Number of Sample Locations Eliminated	1		
Number of Sample Locations Remaining	188		
QC samples needed TOTAL	31	QC samples collected to date	QC samples remaining
Duplicates	31	1	30
MS/MSDs	31	3	28
PE PCB Cong	8	2	
PE PCDD/F	8	2	
PE VOCs	31	2	
PE SVOC	31	2	
PE TAL Metals	31	2	
Equipment Blanks	9		

Plan for Week of 6/3/24:

1) **Two sampling teams for day of 6/3/24:**
    a. **Sampling Team (Boat): Work with TG&B to collect samples from locations flagged on 5/22/24, 0102; 0001-0003, 0102 if not on restricted property. After completion, boat will be pulled from the water and dropped off in the section between the two rubble dams. Locations 0113-0132 on the south side and 0008-0022 on the north side are in this stretch.**
    b. **Sampling Team (Land): Continue sampling land stretch from 0061-0074. This stretch is projected to take until mid-next week (6/6/24).**
2) **Beginning on Tuesday 6/4/24:**
    a. **Flagging team on boat w/ TG&B begin flagging locations 0113-0132 and 0008-0022 between the two rubble dams.**
    b. **Sampling Team (Land): See above**
3) **After flagging team completes flagging of this section, sampling team will switch to sample by boat.**

Weekly Sample Summary (week of 5/28/24):

1) **Locations sampled: 20**
2) **Locations eliminated: 1 (0007)**
3) **Samples collected: 40**

Health and Safety Issues

N/A

Deviations from Approved Plan and NCR ID

1. Location 0060 nearby an outfall that was previously unknown. Sample flag adjusted to be downstream of outfall with approval of RP and notification of PM team.

Recorded by

Tianzhen Nie

Time On / Off Site

Sampling Team: 0630/1530
Trailer Team: 01000/1700

Daily Summary Report
Lower Neponset River Superfund Site
Remedial Investigation/Feasibility Study
Project No. 60703400

Date: 6/3/24	
Personnel on Site / Affiliation (if not AECOM) / Role Rick Purdy—SSHO Tianzhen Nie—Trailer lead Tessa Murphy—Trailer support Steve Howe—Sample Collection Walter McKenna Bill Abrahams-Dematte—Sample Collection Silas Bucco—Sample Collection Land Team Josie Lynch—Sample Collection Land Team Jacob Hallam —TG&B	
Visitors to Site (Name / Affiliation / Activity) N/A	
Encounters with Public (describe time, location, etc.) N/A	
Work Completed (Samples collected and Shipped) **Sampling Team: Sampling on-water was resumed after water levels decreased over the weekend.**	

Overall Progress Update			
Number of Starting Samples	651		
Number of Samples eliminated	36		
Subtotal Samples Needed (To Date)	615		
Subtotal Samples Collected	78		
Subtotal Samples Remaining	537		
Number of Starting Sample Locations	217		
Number of Sample Locations Collected	36		
Number of Sample Locations Eliminated	1		
Number of Sample Locations Remaining	181		
QC samples needed TOTAL	31	QC samples collected to date	QC samples remaining
Duplicates	31	2	29
MS/MSDs	31	3	28
PE PCB Cong	8	2	
PE PCDD/F	8	2	
PE VOCs	31	3	
PE SVOC	31	3	
PE TAL Metals	31	3	
Equipment Blanks	9		

	6/3/2024		
	Locations Collected		**Accessed Via**
	24D-0003	6/3/2024	Water
	24D-0002	6/3/2024	Water
	24D-0001	6/3/2024	Water
	24D-0061	6/3/2024	Land
	24D-0062	6/3/2024	Land
	24D-0063	6/3/2024	Land
	24D-0064	6/3/2024	Land
	Primary Samples Collected		
	24D-0003-AS	6/3/2024	collected
	24D-0003-BS	6/3/2024	collected
	24D-0002-AS	6/3/2024	collected
	24D-0002-BS	6/3/2024	collected
	24D-0001-AS	6/3/2024	collected
	24D-0001-BS	6/3/2024	collected
	24D-0061-AS	6/3/2024	collected
	24D-0062-AS	6/3/2024	collected
	24D-0062-BS	6/3/2024	collected
	24D-0062-CS	6/3/2024	collected
	24D-0063-AS	6/3/2024	collected
	24D-0063-BS	6/3/2024	collected
	24D-0064-AS	6/3/2024	collected
	24D-0064-BS	6/3/2024	collected
	24D-0064-CS	6/3/2024	collected
	QC Samples Collected		
	24D-0063-AD	6/3/2024	
	R04222401-9	6/3/2024	
	R04222401-25	6/3/2024	
	R04222401-4	6/3/2024	

Plan for remainder of Week 6/3/24:

1) **Flagging Team (Boat): Begin flagging locations 0113-0134 on the south side of the river and locations 0008-0022 on the north side of the river. This is projected to be completed by Thursday 6/6/24 at the earliest. After the flagging team has finished this section, the sampling team will begin sampling it by boat beginning next week (6/10/24).**

2) **Sampling Team (Land): Continue sampling land stretch from 0065-0074. This stretch is projected to take until mid-week (6/6/24).**

Health and Safety Issues

High need for Tecnu in second area of boat launch. Potential need for Tyvek for field team accessing river through the woods.

Deviations from Approved Plan and NCR ID

N/A

Recorded by

Tianzhen Nie

Time On / Off Site
Sampling Team: 0630/1600
Trailer Team: 0900/1745

Daily Summary Report
Lower Neponset River Superfund Site
Remedial Investigation/Feasibility Study
Project No. 60703400

Date: 6/4/24	
Personnel on Site / Affiliation (if not AECOM) / Role Rick Purdy—SSHO Tianzhen Nie—Trailer lead Josie Lynch—Trailer support Steve Howe—Sample Collection Walter McKenna—Sample collection Bill Abrahams-Dematte—Flagging team Lead Silas Bucco—Flagging team support Connor Torpey —TG&B	
Visitors to Site (Name / Affiliation / Activity) N/A	
Encounters with Public (describe time, location, etc.) N/A	
Work Completed (Samples collected and Shipped)	

Flagging Team Progress:

6/4/2024	24D-0113	TARGET FLAG NOT CHANGED	Original	via boat, +-24 inches
6/4/2024	24D-0114	TARGET FLAG NOT CHANGED	Original	via boat, +-22 inches
6/4/2024	24D-0115	TARGET FLAG NOT CHANGED	Original	via boat, +-27 inches
6/4/2024	24D-0116	TARGET FLAG NOT CHANGED	Original	via boat, +-24 inches
6/4/2024	24D-0117	TARGET FLAG NOT CHANGED	Original	via boat, +-20 inches
6/4/2024	24D-0118	19335984.40 USftN, 9651067.42 USftE	Adjusted	via boat, +-22 inches moved from CL of outfall pipe 10 ft. to north.
6/4/2024	24D-0119	TARGET FLAG NOT CHANGED	Original	via boat, +-20 inches, approximately 50 feet downstream of outfall pipe.
6/4/2024	24D-0120	TARGET FLAG NOT CHANGED	Original	via boat, +-30 inches, located easy access from bike path.
6/4/2024	24D-0121	TARGET FLAG NOT CHANGED	Original	via boat, +-21 inches
6/4/2024	24D-0122	TARGET FLAG NOT CHANGED	Original	via boat, +-24 inches
6/4/2024	24D-0123	TARGET FLAG NOT CHANGED	Original	via boat, +-21 inches, 20 feet down stream of outfall pipe.
6/4/2024	24D-0124	TARGET FLAG NOT CHANGED	Original	via boat, +-24 inches
6/4/2024	24D-0125	TARGET FLAG NOT CHANGED	Original	via boat, +-23 inches
6/4/2024	24D-0126	TARGET FLAG NOT CHANGED	Original	via boat, +-29 inches
6/4/2024	24D-0127	TARGET FLAG NOT CHANGED	Original	via boat, +-23 inches
6/4/2024	24D-0128	TARGET FLAG NOT CHANGED	Original	via boat, +-23 inches
6/4/2024	24D-0129	TARGET FLAG NOT CHANGED	Original	via boat, +-20 inches
6/4/2024	24D-0130	TARGET FLAG NOT CHANGED	Original	via boat, +-22 inches
6/4/2024	24D-0131	TARGET FLAG NOT CHANGED	Original	via boat, +-24 inches
6/4/2024	24D-0132	TARGET FLAG NOT CHANGED	Original	via boat, +-24 inches
6/4/2024	24D-0133	TARGET FLAG NOT CHANGED	Original	via boat, +-24 inches
6/4/2024	24D-0134	TARGET FLAG NOT CHANGED	Original	via boat, +-21 inches
6/4/2024	24D-0008	19336041.86 USftN, 9651001.55 USftE	Adjusted	via boat, +-19 inches, adjusted 15 ft. north, out of river and leaves.
6/4/2024	24D-0009	19336091.82 USftN, 9651073.91 USftE	Adjusted	via boat, +-20 inches, adjusted 10 ft. northwest out of river.
6/4/2024	24D-0010	19336139.19 USftN, 9651145.76 USftE	Adjusted	via boat, +-20 inches, adjusted 15 ft. north out of river.
6/4/2024	24D-0011	19336208.71 USftN, 9651120.08 USftE	Adjusted	via boat, +-21 inches, adjusted 20 ft. north out of the beaver dam.
6/4/2024	24D-0012	TARGET FLAG NOT CHANGED	Original	via boat, +-34 inches, very wet muddy flats, 12" sink in.
6/4/2024	24D-0013	TARGET FLAG NOT CHANGED	Original	via boat, +-36 inches, very wet muddy flats, 12" sink in.

Sampling Team Progress:

6/4/2024		
Locations Collected		**Accessed Via**
24D-0066	6/4/2024	Land
24D-0067	6/4/2024	Land
24D-0068	6/4/2024	Land
Primary Samples Collected		
24D-0066-AS	6/4/2024	collected
24D-0066-BS	6/4/2024	collected
24D-0067-AS	6/4/2024	collected
24D-0067-BS	6/4/2024	collected
24D-0067-CS	6/4/2024	collected
24D-0068-AS	6/4/2024	collected
24D-0068-BS	6/4/2024	collected
24D-0068-CS	6/4/2024	collected
QC Samples Collected		
24D-0067-AS	6/4/2024	
24D-0068-AS	6/4/2024	
R04222401-11	6/4/2024	
R04222401-22	6/4/2024	
R04222401-3	6/4/2024	

Overall Progress Update			
Number of Starting Samples	651		
Number of Samples eliminated	37		
Subtotal Samples Needed (To Date)	614		
Subtotal Samples Collected	86		
Subtotal Samples Remaining	528		
Number of Starting Sample Locations	217		
Number of Sample Locations Collected	39		
Number of Sample Locations Eliminated	1		
Number of Sample Locations Remaining	178		
QC samples needed TOTAL	31	QC samples collected to date	QC samples remaining
Duplicates	31	2	29
MS/MSDs	31	5	26
PE PCB Cong	8	2	6
PE PCDD/F	8	2	6
PE VOCs	31	4	27
PE SVOC	31	4	27
PE TAL Metals	31	4	27
Equipment Blanks	9	2	7

Plan for remainder of Week 6/4/24:

1) **6/5/24: Flagging Team (Boat): Finish flagging following locations on the North side of the river.**

6/5/2024	24D-0014		Original	via boat
6/5/2024	24D-0015			via boat
6/5/2024	24D-0016			via boat
6/5/2024	24D-0017			via boat
6/5/2024	24D-0018			via boat
6/5/2024	24D-0019			via boat
6/5/2024	24D-0020			via boat
6/5/2024	24D-0021			via boat
6/5/2024	24D-0022			via boat

   After the flagging team has finishes this section (projected to take 2-3 hrs), they will sample locations 0020-0022.
2) **Sampling Team (Land): Continue sampling land stretch for locations 0065, 0069-0071. This stretch is currently flagged until Location 0074 and is projected to be completed on Thursday, 6/6/24.**
3) **Beginning on 6/7/24, one sampling team will be sampling from boat locations 0113-0132, 0008-0022. This stretch is projected to take approximately 2 weeks (until 6/21/24.)**

Health and Safety Issues

Addition to Daily report for 06/03/24: Safety observation/near miss.

Trailer staff is packing ice by conex and is approached by man dressed in everyday clothes. Man asks if he is able to park in front of dumpster/whether it is getting picked up or not as he is going along the Neponset Greenway for a walk. When walking away, trailer staff notices a gun in the man's holster in addition to radio & handcuffs. Man is not shown to be in any police uniform or to have a badge, so unknown the status of this individual near site working area. License plate is procured and notated and incident is recorded in IndustrySafe and SSHO is called & notified.

Deviations from Approved Plan and NCR ID

N/A

Recorded by

Tianzhen Nie

Time On / Off Site
Sampling Team: 0630/1600
Trailer Team: 0830/1730

Daily Summary Report
Lower Neponset River Superfund Site
Remedial Investigation/Feasibility Study
Project No. 60703400

Date: 6/5/24	

Personnel on Site / Affiliation (if not AECOM) / Role

Tianzhen Nie—Trailer lead
Victoria Masucci—Trailer Support
Josie Lynch—Sample Collection
Steve Howe—Sample Collection
Walter McKenna—Sample collection
Bill Abrahams-Dematte—Flagging team Lead
Silas Bucco—Flagging team support
Jacob Hallam —TG&B

Visitors to Site (Name / Affiliation / Activity)

Tristan Pluta (EPA)—Oversight of field/trailer teams, check-in on sample collection progress

Encounters with Public (describe time, location, etc.)

N/A

Work Completed (Samples collected and Shipped)

Flagging team finished flagging in the second section between the two rubble dams mid-morning, then switched over to sampling that area.

Flagging Team Progress:

6/5/2024	24D-0014	Difficult maintaining GPS connection, point not recorded.	Adjusted	via boat, +-24 inches, Adjusted 10 feet to North out of river.
6/5/2024	24D-0015	Difficult maintaining GPS connection, point not recorded.	Adjusted	via boat, +-27 inches, Adjusted 15 feet west, out of river. 15 feet downstream outfall pipe.
6/5/2024	24D-0016	TARGET FLAG NOT CHANGED	Original	via boat, +-27 inches, located 25-30 feet upstream of outfall
6/5/2024	24D-0017	TARGET FLAG NOT CHANGED	Original	via boat, +-22 inches, centered between two outfalls.
6/5/2024	24D-0018	TARGET FLAG NOT CHANGED	Original	via boat, +-23 inches
6/5/2024	24D-0019	TARGET FLAG NOT CHANGED	Original	via boat, +-22 inches
6/5/2024	24D-0020	TARGET FLAG NOT CHANGED	Original	via boat, +-26 inches, several paint cans in area, corrugated culvert located uphill of sample location, appears to drain houses located to the north.
6/5/2024	24D-0021	TARGET FLAG NOT CHANGED	Original	via boat, +-27 inches
6/5/2024	24D-0022	TARGET FLAG NOT CHANGED	Original	via boat, +-22 inches

Sampling Team(s) Progress:

6/5/2024			
Locations Collected		**Accessed Via**	
24D-0065	6/5/2024	Land	
24D-0069	6/5/2024	Land	
24D-0070	6/5/2024	Land	
24D-0071	6/5/2024	Land	
24D-0072	6/5/2024	Land	
24D-0020	6/5/2024	Boat	
24D-0021	6/5/2024	Boat	
Primary Samples Collected			
24D-0065-AS	6/5/2024	collected	
24D-0065-BS	6/5/2024	collected	PCB/DDF bottle only collected
24D-0069-AS	6/5/2024	collected	
24D-0069-BS	6/5/2024	collected	
24D-0070-AS	6/5/2024	collected	
24D-0070-BS	6/5/2024	collected	
24D-0070-CS	6/5/2024	collected	
24D-0071-AS	6/5/2024	collected	
24D-0071-BS	6/5/2024	collected	
24D-0071-CS	6/5/2024	collected	
24D-0072-AS	6/5/2024	collected	
24D-0072-BS	6/5/2024	collected	
24D-0072-CS	6/5/2024	collected	
24D-0020-AS	6/5/2024	collected	
24D-0020-BS	6/5/2024	collected	
24D-0020-CS	6/5/2024	collected	
24D-0021-AS	6/5/2024	collected	
24D-0021-BS	6/5/2024	collected	
24D-0021-CS	6/5/2024	collected	

Samples Collected			
24D-0065-AD	6/5/2024		
24D-0020-AS	6/5/2024		
24D-0072-AS	6/5/2024		
R04222401-8	6/5/2024		
R04222401-23	6/5/2024		
R04222401-1	6/5/2024		
Overall Progress Update			
Number of Starting Samples	651		
Number of Samples eliminated	39		
Subtotal Samples Needed (To Date)	612		
Subtotal Samples Collected	108		
Subtotal Samples Remaining	504		
Number of Starting Sample Locations	217		
Number of Sample Locations Collected	46		
Number of Sample Locations Eliminated	1		
Number of Sample Locations Remaining	171		
QC samples needed TOTAL	31	QC samples collected to date	QC samples remaining
Duplicates	31	3	28
MS/MSDs	31	7	24
PE PCB Cong	8	2	6
PE PCDD/F	8	2	6
PE VOCs	31	5	26
PE SVOC	31	5	26
PE TAL Metals	31	5	26
Equipment Blanks	9	2	7

Plan for remainder of Week 6/4/24:

1) **6/6/24: 80% forecast of rain, TG&B off-site. Only one field team (sampling) in operation to collect samples by land for flagged & accessible locations**
    a. **Sampling team w/ Steve, Walter, Josie sample at the following locations:**
        i. **0073**
        ii. **0074**
        iii. **0192**
        iv. **0193**
        v. **0195**
    b. **Flagging team:**

i. **Flag locations 0033-0048, with the exception of 0041 and 0042. 0041 and 0042 are on MBTA property, awaiting further directive from PM team.**

ii. **If time, continue flagging locations 0152-0160**

6/6/2024	24D-0033	via land
6/6/2024	24D-0034	via land
6/6/2024	24D-0035	via land
6/6/2024	24D-0036	via land
6/6/2024	24D-0037	via land
6/6/2024	24D-0038	via land
6/6/2024	24D-0039	via land
6/6/2024	24D-0040	via land
6/6/2024	24D-0041	via land, needs to be moved off MBTA property
6/6/2024	24D-0042	via land, needs to be moved off MBTA property
6/6/2024	24D-0043	via land
6/6/2024	24D-0044	via land
6/6/2024	24D-0045	via land
6/6/2024	24D-0046	via land
6/6/2024	24D-0047	via land
6/6/2024	24D-0048	via land
6/6/2024	24D-0152	via land
6/6/2024	24D-0153	via land
6/6/2024	24D-0154	via land
6/6/2024	24D-0155	via land
6/6/2024	24D-0156	via land
6/6/2024	24D-0157	via land
6/6/2024	24D-0158	via land
6/6/2024	24D-0159	via land
6/6/2024	24D-0160	via land

iii.

Health and Safety Issues

Deviations from Approved Plan and NCR ID

N/A

Recorded by

Tianzhen Nie

Time On / Off Site

Sampling Team: 0630/1600
Trailer Team: 0850/1745

Daily Summary Report
Lower Neponset River Superfund Site
Remedial Investigation/Feasibility Study
Project No. 60703400

Date: 6/6/24	

Personnel on Site / Affiliation (if not AECOM) / Role

Tianzhen Nie—Trailer lead
Josie Lynch—Sample Collection
Steve Howe—Sample Collection
Walter McKenna—Sample collection
Bill Abrahams-Dematte—Flagging team Lead
Silas Bucco—Flagging team support
Tessa Murphy – Trailer
Rick Purdy – SSHO

Visitors to Site (Name / Affiliation / Activity)

N/A

Encounters with Public (describe time, location, etc.)

N/A

Work Completed (Samples collected and Shipped)

Flagging team finished flagging in the second section between the two rubble dams mid-morning, then switched over to sampling that area.

Flagging Team Progress:

6/6/2024	24D-0033	19339300.26 ft. N, 9653578.32 ft. E	Adjusted	via land, +-18 inches, Adjusted 15 ft. northerly out of river.
6/6/2024	24D-0034	TARGET FLAG NOT CHANGED	Original	via land, +-27 inches
6/6/2024	24D-0035	19334306.62 ft. N, 9653771.96 ft. E	Adjusted	via land, +-18 inches, Adjusted 13 ft. northerly out of river. Located 15 ft. upstream of outfall.
6/6/2024	24D-0036	19339359.14 ft. N, 9653850.49 ft. E	Adjusted	via land, +-19 inches, Adjusted 10 feet northerly. This area collects a lot of garbage to to where it is situated.
6/6/2024	24D-0037	19339438.18 ft. N, 9653886.60 ft. E	Adjusted	via land, +-19 inches, Adjusted 5 feet westerly.
6/6/2024	24D-0038	TARGET FLAG NOT CHANGED	Original	via land, +-30 inches
6/6/2024	24D-0039	19339619.75 ft. N, 9653852.08 ft. E	Adjusted	via land, +-30 inches, Adjusted 12 feet westerly, 20 feet upstream from outfall.
6/6/2024	24D-0040	19339720.58 ft. N, 9653872.04 ft. E	Adjusted	via land, +-20 inches, Adjusted 10 feet westerly out of river
6/6/2024	24D-0041	19339819.34 ft. N, 9653869.68 ft. E	Adjusted	via land, +-30 inches, Adjusted 8 feet westerly out of river.
6/6/2024	24D-0042	TARGET FLAG NOT CHANGED	Original	via land, +-20 inches. LOCATION NEEDS TO BE MOVED 8 FEET AWAY FROM RAILROAD TRESSLE. LOCATION AS PLACED ON MAP IS 6 FEET ONTO MTBA PROPERTY.
6/6/2024	24D-0043	TARGET FLAG NOT CHANGED	Original	via land, +-24 inches
6/6/2024	24D-0044	TARGET FLAG NOT CHANGED	Original	via land, +-30 inches
6/6/2024	24D-0045	TARGET FLAG NOT CHANGED	Original	via land, +-16 FEET
6/6/2024	24D-0046	TARGET FLAG NOT CHANGED	Original	via land, +-14 FEET
6/6/2024	24D-0047	TARGET FLAG NOT CHANGED	Original	via land, +-33 inches
6/6/2024	24D-0048	TARGET FLAG NOT CHANGED	Original	via land, +-24 inches

Sampling Team Progress:

6/6/2024			
Locations Collected		**Accessed Via**	
24D-0073	6/6/2024	Land	
24D-0074	6/6/2024	Land	
24D-0197	6/6/2024	Land	
24D-0195	6/6/2024	Land	
Primary Samples Collected			
24D-0073-AS	6/6/2024	collected	
24D-0073-BS	6/6/2024	collected	
24D-0074-AS	6/6/2024	collected	MS/MSD
24D-0074-BS	6/6/2024	collected	
24D-0074-CS	6/6/2024	collected	
24D-0197-AS	6/6/2024	collected	
24D-0197-BS	6/6/2024	collected	
24D-0197-CS	6/6/2024	collected	
24D-0195-AS	6/6/2024	collected	MS/MSD

QC Samples Collected		
24D-0074-AS	6/6/2024	
24D-0195-AS	6/6/2024	
R04222401-7	6/6/2024	
R04222403-71	6/6/2024	
R04222403-51	6/6/2024	

Overall Progress Update			
Number of Starting Samples	651		
Number of Samples eliminated	42		
Subtotal Samples Needed (To Date)	609		
Subtotal Samples Collected	114		
Subtotal Samples Remaining	495		
Number of Starting Sample Locations	217		
Number of Sample Locations Collected	50		
Number of Sample Locations Eliminated	1		
Number of Sample Locations Remaining	167		
QC samples needed TOTAL	30	QC samples collected to date	QC samples remaining
Duplicates	30	3	27
MS/MSDs	30	9	21
PE PCB Cong	8	2	6
PE PCDD/F	8	2	6
PE VOCs	30	6	24
PE SVOC	30	6	24
PE TAL Metals	30	6	24
Equipment Blanks	9	2	7

Upcoming Plans:

1) **6/7/24: Sampling Team on water to collect samples from the following locations:**
    i. **0022**
    ii. **00132**
    iii. **0131**
    iv. **0130**
2) **Flagging team:**
    i. **Flag locations 0152-0170**

ii. 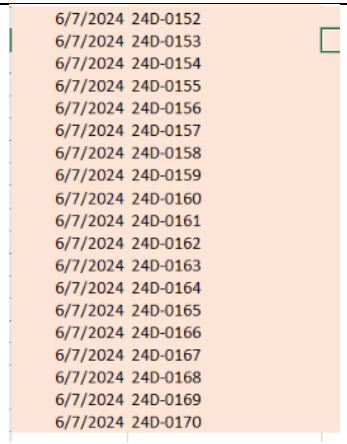

3) **Next Week (Week of 6/10/24):**
   a. **Sampling Team: Continue sampling via boat locations 0113-0129, 0008-0019**
   b. **Flagging team: Continue flagging locations 0171-0191, begin sampling locations 0033-0048 once flagging is completed**

Health and Safety Issues
N/A

Deviations from Approved Plan and NCR ID
N/A

Recorded by
Tianzhen Nie

Time On / Off Site
Sampling Team: 0630/1630
Trailer Team: 0800/1745

Daily Summary Report
Lower Neponset River Superfund Site
Remedial Investigation/Feasibility Study
Project No. 60703400

Date: 6/7/24	
Personnel on Site / Affiliation (if not AECOM) / Role Tianzhen Nie—Trailer lead Josie Lynch—Sample Collection Walter McKenna—Sample collection Bill Abrahams-Dematte—Flagging team Lead Silas Bucco—Flagging team support Rick Purdy – SSHO Connor Torpey —TG&B	
Visitors to Site (Name / Affiliation / Activity) N/A	
Encounters with Public (describe time, location, etc.) N/A	
Work Completed (Samples collected and Shipped) Flagging team finished flagging in the second section between the two rubble dams mid-morning, then switched over to sampling that area. **Flagging Team Progress:**	

6/7/2024	24D-0152	TARGET FLAG NOT CHANGED		Original	via land, +-26 inches	
6/7/2024	24D-0153	TARGET FLAG NOT CHANGED		Original	via land, +-27 inches	Many of the
6/7/2024	24D-0154	TARGET FLAG NOT CHANGED		Original	via land, +-24 inches	locations starting at
6/7/2024	24D-0155	TARGET FLAG NOT CHANGED		Original	via land, +-22 inches	169 are high up on
6/7/2024	24D-0156	TARGET FLAG NOT CHANGED		Original	via land, +-20 inches	the embankment,
6/7/2024	24D-0157	TARGET FLAG NOT CHANGED		Original	via land, +-20 inches	likely within 100 year
6/7/2024	24D-0158	TARGET FLAG NOT CHANGED		Original	via land, +-20 inches	flood plain but well
6/7/2024	24D-0159	TARGET FLAG NOT CHANGED		Original	via land, +-22 inches	out of recent deposit
6/7/2024	24D-0160	TARGET FLAG NOT CHANGED		Original	via land, +-27 inches	areas. As you
6/7/2024	24D-0161	TARGET FLAG NOT CHANGED		Original	via land, +-22 inches	progress upstream
6/7/2024	24D-0162	TARGET FLAG NOT CHANGED		Original	via land, +-20 inches	several are within the
6/7/2024	24D-0163	TARGET FLAG NOT CHANGED		Original	via land, +-23 inches	current working
6/7/2024	24D-0164	TARGET FLAG NOT CHANGED		Original	via land, +-23 inches	flood plain. Around
6/7/2024	24D-0165	TARGET FLAG NOT CHANGED		Original	via land, +-25 inches	158 there is access
6/7/2024	24D-0166	TARGET FLAG NOT CHANGED		Original	via land, +-24 inches	from end of Capen
6/7/2024	24D-0167	TARGET FLAG NOT CHANGED		Original	via land, +-24 inches	St. which will aid in
6/7/2024	24D-0168	TARGET FLAG NOT CHANGED		Original	via land, +-21 inches	the more upstream
6/7/2024	24D-0169	TARGET FLAG NOT CHANGED		Original	via land, +-21 inches	locations.
6/7/2024	24D-0215	889115.28M N, 231093.76M E	Point added base on figure.	RND1	via land, +-24 inches, Point bar round one sampling	
6/7/2024	24D-0216	889117.94M N, 231098.51M E	Point added base on figure.	RND1	via land, +-24 inches, Point bar round one sampling	
6/7/2024	24D-0217	889113.59M N, 231096.84M E	Point added base on figure.	RND1	via land, +-20 inches, Point bar round one sampling	

Sampling Team Progress:

6/7/2024			
Locations Collected		**Accessed Via**	
24D-0022	6/7/2024	Boat	
24D-0130	6/7/2024	Boat	
24D-0131	6/7/2024	Boat	
24D-0132	6/7/2024	Boat	
24D-0129	6/7/2024	Boat	
Primary Samples Collected			
24D-0022-AS	6/7/2024	collected	
24D-0022-BS	6/7/2024	collected	
24D-0130-AS	6/7/2024	collected	
24D-0130-BS	6/7/2024	collected	
24D-0130-CS	6/7/2024	collected	PCB/DDF bottle only collected
24D-0131-AS	6/7/2024	collected	
24D-0131-BS	6/7/2024	collected	
24D-0132-AS	6/7/2024	collected	
24D-0132-BS	6/7/2024	collected	
24D-0129-AS	6/7/2024	collected	
24D-0129-BS	6/7/2024	collected	

QC Samples Collected			
R04222401-6	6/7/2024		
R04222403-72	6/7/2024		
R04222403-52	6/7/2024		
Overall Progress Update			
Number of Starting Samples	651		
Number of Samples eliminated	45		
Subtotal Samples Needed (To Date)	606		
Subtotal Samples Collected	123		
Subtotal Samples Remaining	483		
Number of Starting Sample Locations	217		
Number of Sample Locations Collected	55		
Number of Sample Locations Eliminated	1		
Number of Sample Locations Remaining	162		
QC samples needed TOTAL	30	QC samples collected to date	QC samples remaining
Duplicates	30	3	27
MS/MSDs	30	9	21
PE PCB Cong	8	2	6
PE PCDD/F	8	2	6
PE VOCs	30	8	22
PE SVOC	30	8	22
PE TAL Metals	30	8	22
Equipment Blanks	9	3	6

Upcoming Plans:

1) **Monday 6/10/24:**
    a. **Sampling Team on water to collect samples from the following locations:**
        i. **0124-0128**
    b. **Sampling team on land to collect samples from the following locations:**
        i. **0215-0217**
2) **Next Week (Week of 6/10/24):**

a. **Sampling Team: Continue sampling via boat locations 0113-0128** b. **Flagging team: Continue flagging locations 0170-0191, begin sampling locations 0033-0048 once flagging is completed**
Health and Safety Issues N/A
Deviations from Approved Plan and NCR ID N/A
Recorded by Tianzhen Nie
Time On / Off Site Sampling Team: 0630/1630 Trailer Team: 0830/1745

Daily Summary Report
Lower Neponset River Superfund Site
Remedial Investigation/Feasibility Study
Project No. 60703400

Date: 6/10/24	
Personnel on Site / Affiliation (if not AECOM) / Role Tianzhen Nie—Trailer lead Josie Lynch—Sample Collection Walter McKenna—Sample collection Bill Abrahams-Dematte—Flagging team Lead Silas Bucco—Flagging team support Rick Purdy – SSHO Victoria Masucci—Trailer Jacob Hallam —TG&B	
Visitors to Site (Name / Affiliation / Activity) N/A	
Encounters with Public (describe time, location, etc.) N/A	
Work Completed (Samples collected and Shipped) **Sampling Progress (Two sampling teams, one via boat and one via land):**	

6/10/2024			
Locations Collected		**Accessed Via**	
24D-0128	6/10/2024	Boat	
24D-0127	6/10/2024	Boat	
24D-0126	6/10/2024	Boat	
24D-0125	6/10/2024	Boat	
24D-0217	6/10/2024	Land	
24D-0216	6/10/2024	Land	
24D-0215	6/10/2024	Land	
Primary Samples Collected			
24D-0128-AS	6/10/2024	collected	
24D-0128-BS	6/10/2024	collected	
24D-0128-CS	6/10/2024	collected	
24D-0127-AS	6/10/2024	collected	Sample is composite of 4 attempts
24D-0126-AS	6/10/2024	collected	
24D-0126-BS	6/10/2024	collected	
24D-0125-AS	6/10/2024	collected	
24D-0125-BS	6/10/2024	collected	
24D-0217-AS	6/10/2024	collected	
24D-0217-BS	6/10/2024	collected	
24D-0216-AS	6/10/2024	collected	
24D-0216-BS	6/10/2024	collected	No VOC's due to insufficient sample recovery, mostly gravel
24D-0215-AS	6/10/2024	collected	
24D-0215-BS	6/10/2024	collected	
24D-1068-CS	6/10/2024	collected	Resample of 24D-0068-CS due to bottle breakage during transit.

QC Samples Collected			
24D-0125-AD	6/10/2024		
24D-0215-AD	6/10/2024		
R04222401-13	6/10/2024		
R04222403-73	6/10/2024		
R04222403-53	6/10/2024		
Overall Progress Update			
Number of Starting Samples	652		
Number of Samples eliminated	52		
Subtotal Samples Needed (To Date)	600		
Subtotal Samples Collected	138		
Subtotal Samples Remaining	462		
Number of Starting Sample Locations	217		
Number of Sample Locations Collected	62		
Number of Sample Locations Eliminated	1		
Number of Sample Locations Remaining	155		
QC samples needed TOTAL	30	QC samples collected to date	QC samples remaining
Duplicates	30	5	25
MS/MSDs	30	9	21
PE PCB Cong	8	2	6
PE PCDD/F	8	2	6
PE VOCs	30	8	22
PE SVOC	30	8	22
PE TAL Metals	30	8	22
Equipment Blanks	9	3	6

<u>Upcoming Plans:</u>

1) **Tuesday 6/11/24:**
    a. **Water team continues to collect samples from the following locations:**
        i. **0120-0124**
        ii. **Collects weekly equipment blank sample ID 24D-0610-XR**
    b. **Land team resumes flagging, continues flagging locations 0170-0191**

Health and Safety Issues N/A
Deviations from Approved Plan and NCR ID N/A
Recorded by Tianzhen Nie
Time On / Off Site Sampling Team: 0630/1630 Trailer Team: 0830/1815

Daily Summary Report
Lower Neponset River Superfund Site
Remedial Investigation/Feasibility Study
Project No. 60703400

Date: 6/11/24	
Personnel on Site / Affiliation (if not AECOM) / Role Tianzhen Nie—Trailer lead Josie Lynch—Sample Collection Walter McKenna—Sample collection Bill Abrahams-Dematte—Flagging team Lead Silas Bucco—Flagging team support Rick Purdy – SSHO Victoria Masucci—Trailer Connor Torpey—TG&B	
Visitors to Site (Name / Affiliation / Activity) Around 12:25 pm, water sampling team (Walter, Josie, TG&B) encountered 3 people on a canoe from the Neponset Watershed Association who introduced themselves and stated that they were very involved/aware of activity on the site and that they communicate frequently to Natalie.	
Encounters with Public (describe time, location, etc.) N/A	
Work Completed (Samples collected and Shipped) **Sampling progress:**	

6/11/2024			
Locations Collected		**Accessed Via**	
24D-0124	6/11/2024	Boat	
24D-0123	6/11/2024	Boat	
24D-0122	6/11/2024	Boat	
24D-0121	6/11/2024	Boat	
Primary Samples Collected			
24D-0121-AS	6/11/2024	collected	
24D-0121-BS	6/11/2024	collected	
24D-0122-AS	6/11/2024	collected	
24D-0122-BS	6/11/2024	collected	
24D-0122-CS	6/11/2024	collected	Max penetration 2.6 feet, refusal on gravel
24D-0123-AS	6/11/2024	collected	
24D-0124-AS	6/11/2024	collected	
24D-0124-BS	6/11/2024	collected	
24D-0124-CS	6/11/2024	collected	full recovery at 3 feet

Overall Progress Update			
Number of Starting Samples	652		
Number of Samples eliminated	55		
Subtotal Samples Needed (To Date)	597		
Subtotal Samples Collected	146		
Subtotal Samples Remaining	451		
Number of Starting Sample Locations	217		
Number of Sample Locations Collected	67		
Number of Sample Locations Eliminated	1		
Number of Sample Locations Remaining	150		
QC samples needed TOTAL	30	QC samples collected to date	QC samples remaining
Duplicates	30	5	25
MS/MSDs	30	9	21
PE PCB Cong	8	2	6
PE PCDD/F	8	2	6
PE VOCs	30	8	22
PE SVOC	30	8	22
PE TAL Metals	30	8	22
Equipment Blanks	9	3	6

Flagging Team Progress:

7	6/11/2024	24D-0170	TARGET FLAG NOT CHANGED		Original	via land, +-22 inches
8	6/11/2024	24D-0171	TARGET FLAG NOT CHANGED		Original	via land, +-20 inches
9	6/11/2024	24D-0172	TARGET FLAG NOT CHANGED		Original	via land, +-23 inches
0	6/11/2024	24D-0173	TARGET FLAG NOT CHANGED		Original	via land, +-23 inches
1	6/11/2024	24D-0174	TARGET FLAG NOT CHANGED		Original	via land, +-30 inches, Location is roughly 30 feet downstream of drainage swale.
2	6/11/2024	24D-0175	TARGET FLAG NOT CHANGED		Original	via land, +-27 inches
3	6/11/2024	24D-0176	TARGET FLAG NOT CHANGED		Original	via land, +-20 inches
4	6/11/2024	24D-0177	TARGET FLAG NOT CHANGED		Original	via land, +-22 inches
5	6/11/2024	24D-0178	TARGET FLAG NOT CHANGED		Original	via land, +-24 inches
6	6/11/2024	24D-0179	TARGET FLAG NOT CHANGED		Original	via land, +-27 inches
7	6/11/2024	24D-0180	TARGET FLAG NOT CHANGED		Original	via land, +-19 inches
8	6/11/2024	24D-0181	TARGET FLAG NOT CHANGED		Original	via land, +-23 inches
9	6/11/2024	24D-0182	TARGET FLAG NOT CHANGED		Original	via land, +-19 inches
0	6/11/2024	24D-0183	TARGET FLAG NOT CHANGED		Original	via land, +-18 inches
1	6/11/2024	24D-0184	TARGET FLAG NOT CHANGED		Original	via land, +-19 inches, Significant anthropogenic material, teepees built from drift wood.
2	6/11/2024	24D-0185	TARGET FLAG NOT CHANGED		Original	via land, +-19 inches
3	6/11/2024	24D-0186	TARGET FLAG NOT CHANGED		Original	via land, +-27 inches
4	6/11/2024	24D-0187	TARGET FLAG NOT CHANGED		Original	via land, +-23 inches
5	6/11/2024	24D-0188	TARGET FLAG NOT CHANGED		Original	via land, +-25 inches
6	6/11/2024	24D-0189	2923510.75 ft. N, 770191.01 ft. E		Adjusted	via land, +-24 inches, Location adjusted ~4 ft. northerly towards river, due to tree.
7	6/11/2024	24D-0190	2923553.28 ft. N, 770331.47 ft. E		Adjusted	via land, +-25 inches, Location adjusted ~11 ft. northerly off slope of drainage swale towards river.
8	6/11/2024	24D-0191	TARGET FLAG NOT CHANGED		Original	via land, +-25 inches
9	6/11/2024	24D-0192	TARGET FLAG NOT CHANGED		Original	via land, +-23 inches

Upcoming Plans:

1) **Wednesday 6/11/24:**
    a. **Water team continues to collect samples from the following locations:**
        i. **0116-120:**
            1. **Offset distances based on Phase2 Distance Tab:**
                a. **116: 1 foot**
                b. **117: 11 feet**
                c. **118: 2 feet**
                d. **119: 6 feet**
                e. **120: 6 feet**
        ii. **Collects weekly equipment blank sample ID 24D-0612-XR**
    b. **Land team ground-truths flagging locations for 0193-0203, revisits previously flagged locations to confirm that they are properly offset.**

Health and Safety Issues N/A
Deviations from Approved Plan and NCR ID N/A
Recorded by Tianzhen Nie
Time On / Off Site Sampling Team: 0630/1630 Trailer Team: 0830/1745

Daily Summary Report
Lower Neponset River Superfund Site
Remedial Investigation/Feasibility Study
Project No. 60703400

Date: 6/12/24	
Personnel on Site / Affiliation (if not AECOM) / Role Tianzhen Nie—Trailer lead Josie Lynch—Sample Collection Walter McKenna—Sample collection Bill Abrahams-Dematte—Flagging team Lead Silas Bucco—Flagging team support Victoria Masucci—Trailer Jacob Hallam —TG&B	
Visitors to Site (Name / Affiliation / Activity) N/A	
Encounters with Public (describe time, location, etc.) N/A	
Work Completed (Samples collected and Shipped) **Sampling progress:**	

Locations Collected		Accessed Via	
24D-0120	6/12/2024	Boat	
24D-0119	6/12/2024	Boat	
24D-0118	6/12/2024	Boat	
24D-0117	6/12/2024	Boat	
Primary Samples Collected			
24D-0117-AS	6/12/2024	collected	
24D-0117-BS	6/12/2024	collected	
24D-0117-CS	6/12/2024	collected	
24D-0118-AS	6/12/2024	collected	
24D-0119-AS	6/12/2024	collected	No VOCs.
24D-0120-AS	6/12/2024	collected	

QC Samples Collected	
24D-0120-AD	6/12/2024
24D-0612-XR	6/12/2024

Overall Progress Update			
Number of Starting Samples	652		
Number of Samples eliminated	61		
Subtotal Samples Needed (To Date)	591		
Subtotal Samples Collected	152		
Subtotal Samples Remaining	439		
Number of Starting Sample Locations	217		
Number of Sample Locations Collected	71		
Number of Sample Locations Eliminated	1		
Number of Sample Locations Remaining	146		
QC samples needed TOTAL	30	QC samples collected to date	QC samples remaining
Duplicates	30	6	24
MS/MSDs	30	9	21
PE PCB Cong	8	2	6
PE PCDD/F	8	2	6
PE VOCs	30	8	22
PE SVOC	30	8	22
PE TAL Metals	30	8	22
Equipment Blanks	9	3	6

Flagging Team Progress:

6/12/2024	24D-0193	TARGET FLAG NOT CHANGED (corrected)		Original	via land, +-22 inches, no MTBA issues, Corrected to Waypoint Table 1	NO MTBA ISSUES
6/12/2024	24D-0194	TARGET FLAG NOT CHANGED (corrected)		Original	via land, +-27 inches, no MTBA issues, Corrected to Waypoint Table 1	NO MTBA ISSUES
6/12/2024	24D-0195	Actual Sample Location: 2923659.28 ft. N, 770756.67 ft. East		Adjusted	via land, +-25 inches, location flagged based on Phase 2 Waypoints list rather than Table 1. Actual sample location was 6 feet (SW) of Target location, away from river.	NO MTBA ISSUES
6/12/2024	24D-0196	TARGET FLAG NOT CHANGED (corrected)		Original	via land, +-24 inches, Point moved 8 ft. 9 in. (N) toward river. Corrected to Waypoint Table 1	NO MTBA ISSUES
6/12/2024	24D-0197	Actual Sample Location: 2923695.76 ft. N, 770971.02 ft. East		Adjusted	via land, +-19 inches, location flagged based on Phase 2 Waypoints list rather than Table 1. Actual sample location aproximately 5.5 feet further from rive than target location.	NO MTBA ISSUES
6/12/2024	24D-0198	TARGET FLAG NOT CHANGED (corrected)		Original	via land, +-23 inches. Corrected to Waypoint Table 1	NO MTBA ISSUES
6/12/2024	24D-0199	29233757.71	771158.16	Adjusted	via land, +-23 inches. Adjusted downslope 10 ft. (N) toward river. Based on Waypoint Table 1	NO MTBA ISSUES
6/12/2024	24D-0200	TARGET FLAG NOT CHANGED (corrected)		Original	via land, +-19 inches . Location on precipitous edge approx 10-12 feet above river, potential location at bottom of embankment. Corrected to Waypoint Table 1	NO MTBA ISSUES
6/12/2024	24D-0201	TARGET FLAG NOT CHANGED (corrected)		Original	via land, +-25 inches. Corrected to Waypoint Table 1	NO MTBA ISSUES
6/12/2024	24D-0202	2923783.29	771449.23	Adjusted	via land, +-25 inches, Location adjusted 10 ft. horizontally towards river due to steep slopes and heavy bramble. Corrected based on Waypoint Table 1	NO MTBA ISSUES
6/12/2024	24D-0203	TARGET FLAG NOT CHANGED (corrected)		Original	via land, +-20 inches. Located behind dead/fallen tree. Corrected to Waypoint Table 1	NO MTBA ISSUES
6/12/2024	24D-0204	Actual Sample Location: 2923801.91 ft. N, 771811.77 ft. East		Adjusted	via land, +-23 inches, location flagged based on Phase 2 Waypoints list rather than Table 1. Target location was located 7 ft. towards river from sample location.	NO MTBA ISSUES
6/12/2024	24D-0205	Actual Sample Location: 2923834.47 ft. N, 771897.48 ft. East		Adjusted	via land, +-22 inches, location flagged based on Phase 2 Waypoints list rather than Table 1. Sample location was 12 feet (N) towards the river from Table 1 waypoint target.	NO MTBA ISSUES
6/12/2024	24D-0206	Actual Sample Location: 2923895.98 ft. N, 771991.37 ft. East		Adjusted	via land, +-19 inches, location flagged based on Phase 2 Waypoints list rather than Table 1. Sample location was 47 feet (N) towards the river from Table 1 waypoint target.	NO MTBA ISSUES
6/12/2024	24D-0207	Actual Sample Location: 2923863.40 ft. N, 772107.75 ft. East		Adjusted	via land, +-19 inches, location flagged based on Phase 2 Waypoints list rather than Table 1. Sample location was 10 feet (E) parrallel the river from Table 1 waypoint target.	NO MTBA ISSUES
6/12/2024	24D-0208	TARGET FLAG NOT CHANGED (corrected)		Original	via land, +-30 inches, Corrected to Waypoint Table 1	NO MTBA ISSUES
6/12/2024	24D-0209	TARGET FLAG NOT CHANGED (corrected)		Original	via land, +-20 inches, Corrected to Waypoint Table 1	NO MTBA ISSUES
6/12/2024	24D-0210	2923874.83	772466.46	Adjusted	via land, +-20 inches, adjusted 5 feet towards river (N). Adjusted based on Waypoint Table 1	NO MTBA ISSUES
6/12/2024	24D-0211	TARGET FLAG NOT CHANGED (corrected)		Original	via land, +-25 inches, Corrected to Waypoint Table 1	NO MTBA ISSUES
6/12/2024	24D-0212	TARGET FLAG NOT CHANGED (corrected)		Original	via land, +-27 inches, Corrected to Waypoint Table 1	NO MTBA ISSUES
6/12/2024	24D-0213	TARGET FLAG NOT CHANGED (corrected)		Original	via land, +-32 inches, Corrected to Waypoint Table 1	NO MTBA ISSUES
6/12/2024	24D-0214	TARGET FLAG NOT CHANGED (corrected)		Original	via land, +-23 inches, Corrected to Waypoint Table 1	NO MTBA ISSUES

6/11/2024	24D-0170	TARGET FLAG NOT CHANGED		Original	via land, +-22 inches
6/11/2024	24D-0171	TARGET FLAG NOT CHANGED		Original	via land, +-20 inches
6/11/2024	24D-0172	TARGET FLAG NOT CHANGED		Original	via land, +-23 inches
6/11/2024	24D-0173	TARGET FLAG NOT CHANGED		Original	via land, +-23 inches
6/11/2024	24D-0174	TARGET FLAG NOT CHANGED		Original	via land, +-30 inches, Location is roughly 30 feet downstream of drainage swale.
6/11/2024	24D-0175	TARGET FLAG NOT CHANGED		Original	via land, +-27 inches
6/11/2024	24D-0176	TARGET FLAG NOT CHANGED		Original	via land, +-20 inches
6/11/2024	24D-0177	TARGET FLAG NOT CHANGED		Original	via land, +-22 inches
6/11/2024	24D-0178	TARGET FLAG NOT CHANGED		Original	via land, +-24 inches
6/11/2024	24D-0179	TARGET FLAG NOT CHANGED		Original	via land, +-27 inches
6/11/2024	24D-0180	TARGET FLAG NOT CHANGED		Original	via land, +-19 inches
6/11/2024	24D-0181	TARGET FLAG NOT CHANGED		Original	via land, +-23 inches
6/11/2024	24D-0182	TARGET FLAG NOT CHANGED		Original	via land, +-19 inches
6/11/2024	24D-0183	TARGET FLAG NOT CHANGED		Original	via land, +-18 inches
6/11/2024	24D-0184	TARGET FLAG NOT CHANGED		Original	via land, +-19 inches, Significant anthropogenic material, teepees built from drift wood.
6/11/2024	24D-0185	TARGET FLAG NOT CHANGED		Original	via land, +-19 inches
6/11/2024	24D-0186	TARGET FLAG NOT CHANGED		Original	via land, +-27 inches
6/11/2024	24D-0187	TARGET FLAG NOT CHANGED		Original	via land, +-23 inches
6/11/2024	24D-0188	TARGET FLAG NOT CHANGED		Original	via land, +-25 inches
6/11/2024	24D-0189	2923510.75 ft. N, 770191.01 ft. E		Adjusted	via land, +-24 inches, Location adjusted ~4 ft. northerly towards river, due to tree.
6/11/2024	24D-0190	2923553.28 ft. N, 770331.47 ft. E		Adjusted	via land, +-25 inches, Location adjusted ~11 ft. northerly off slope of drainage swale towards river.
6/11/2024	24D-0191	TARGET FLAG NOT CHANGED		Original	via land, +-25 inches
6/11/2024	24D-0192	TARGET FLAG NOT CHANGED		Original	via land, +-23 inches

Upcoming Plans:

1) **Thursday 6/13/24:**
    a. **Water team continues to collect samples from the following locations:**
        i. **0113-0116:**
            1. **Offset distances based on Phase2 Distance Tab:**
                a. **116: 1 foot**
                b. **115: 23 feet**
                c. **114: 14 feet**
                d. **113: 18 feet**
    b. **Land team samples locations 0168-0171.**

Health and Safety Issues

N/A

Deviations from Approved Plan and NCR ID

N/A

Recorded by

Tianzhen Nie

Time On / Off Site

Sampling Team: 0630/1630

Trailer Team: 1200/1745

Daily Summary Report
Lower Neponset River Superfund Site
Remedial Investigation/Feasibility Study
Project No. 60703400

Date: 6/13/24	
Personnel on Site / Affiliation (if not AECOM) / Role Tianzhen Nie—Trailer lead Josie Lynch—Sample Collection Walter McKenna—Sample collection Bill Abrahams-Dematte—Flagging team Lead Silas Bucco—Flagging team support Connor Torpey—TG&B Victoria Masucci—Trailer	
Visitors to Site (Name / Affiliation / Activity) N/A	
Encounters with Public (describe time, location, etc.) N/A	
Work Completed (Samples collected and Shipped) **Sampling progress:**	

6/13/2024			
Locations Collected		**Accessed Via**	
24D-0168	6/13/2024	Land	
24D-0169	6/13/2024	Land	
24D-0170	6/13/2024	Land	
24D-0116	6/13/2024	Boat	
24D-0115	6/13/2024	Boat	
24D-0114	6/13/2024	Boat	
24D-0113	6/13/2024	Boat	
Primary Samples Collected			
24D-0113-AS	6/13/2024	collected	
24D-0113-BS	6/13/2024	collected	
24D-0113-CS	6/13/2024	collected	
24D-0114-AS	6/13/2024	collected	
24D-0114-BS	6/13/2024	collected	
24D-0114-CS	6/13/2024	collected	
24D-0115-AS	6/13/2024	collected	
24D-0115-BS	6/13/2024	collected	
24D-0116-AS	6/13/2024	collected	
24D-0116-BS	6/13/2024	collected	
24D-0116-CS	6/13/2024	collected	
24D-0168-AS	6/13/2024	collected	
24D-0168-BS	6/13/2024	collected	
24D-0168-CS	6/13/2024	collected	
24D-0169-AS	6/13/2024	collected	
24D-0169-BS	6/13/2024	collected	
24D-0169-CS	6/13/2024	collected	No VOCs due to resistance and insufficient volume
24D-0170-AS	6/13/2024	collected	
24D-0170-BS	6/13/2024	collected	

QC Samples Collected			
24D-0113-AD	6/13/2024		
24D-0115-AD	6/13/2024		
Overall Progress Update			
Number of Starting Samples	652		
Number of Samples eliminated	63		
Subtotal Samples Needed (To Date)	589		
Subtotal Samples Collected	171		
Subtotal Samples Remaining	418		
Number of Starting Sample Locations	217		
Number of Sample Locations Collected	78		
Number of Sample Locations Eliminated	1		
Number of Sample Locations Remaining	139		
QC samples needed TOTAL	29	QC samples collected to date	QC samples remaining
Duplicates	29	8	21
MS/MSDs	29	9	20
PE PCB Cong	8	2	6
PE PCDD/F	8	2	6
PE VOCs	29	8	21
PE SVOC	29	8	21
PE TAL Metals	29	8	21
Equipment Blanks	9	3	6

Upcoming Plans:

1) **Thursday 6/14/24:**
    a. **One field team only—land/flagging team regroups w/ an office day for remaining locations to be flagged**
    b. **Water team continues to collect samples from the following locations:**
        i. **0019-0016**
            1. **Offset distances based on Phase2 Distance Tab:**
                a. **0019: 10 feet**
                b. **0018: 2 feet**

c. **0017: 9 feet**
d. **0016: 6 feet**

Health and Safety Issues
N/A

Deviations from Approved Plan and NCR ID
N/A

Recorded by
Tianzhen Nie

Time On / Off Site
Sampling Team: 0630/1630
Trailer Team: 0950/1730

Daily Summary Report
Lower Neponset River Superfund Site
Remedial Investigation/Feasibility Study
Project No. 60703400

Date: 6/14/24	

Personnel on Site / Affiliation (if not AECOM) / Role

Tianzhen Nie—Trailer lead
Josie Lynch—Sample Collection
Walter McKenna—Sample collection
Connor Torpey—TG&B
Victoria Masucci—Trailer

Visitors to Site (Name / Affiliation / Activity)

N/A

Encounters with Public (describe time, location, etc.)

N/A

Work Completed (Samples collected and Shipped)

Weekly Sampling Progress:
Locations Sampled: 23
Samples Collected: 55

Sampling progress:

6/14/2024			
Locations Collected		**Accessed Via**	
24D-0019	6/14/2024	Boat	
24D-0018	6/14/2024	Boat	
24D-0017	6/14/2024	Boat	
24D-0016	6/14/2024	Boat	
Primary Samples Collected			
24D-0016-AS	6/14/2024	collected	
24D-0016-BS	6/14/2024	collected	1-1.3'. Sand and gravel collapse
24D-0017-AS	6/14/2024	collected	
24D-0018-AS	6/14/2024	collected	
24D-0019-AS	6/14/2024	collected	
24D-0019-BS	6/14/2024	collected	

QC Samples Collected	
24D-0019-AS	6/14/2024

Overall Progress Update			
Number of Starting Samples	652		
Number of Samples eliminated	69		
Subtotal Samples Needed (To Date)	583		
Subtotal Samples Collected	177		
Subtotal Samples Remaining	406		
Number of Starting Sample Locations	217		
Number of Sample Locations Collected	82		
Number of Sample Locations Eliminated	1		
Number of Sample Locations Remaining	135		
QC samples needed TOTAL	29	QC samples collected to date	QC samples remaining
Duplicates	29	8	21
MS/MSDs	29	10	19
PE PCB Cong	8	2	6
PE PCDD/F	8	2	6
PE VOCs	29	8	21
PE SVOC	29	8	21
PE TAL Metals	29	8	21
Equipment Blanks	9	3	6

Upcoming Plans:

1) **Monday 6/17/24:**
    a. **Water team continues to collect samples from the following locations:**
        i. **0015-0012:**
            1. **Offset distances based on Phase2 Distance Tab:**
                a. **0015: 13 feet**
                b. **0014: 5 feet**
                c. **0013: 2 feet**
                d. **0012: 13 feet**
                e. **0011: 25 feet**
    b. **Land team samples from the following locations:**
        i. **0172**
        ii. **0173**
        iii. **0174**
        iv. **0175**
        v. **0176**

Health and Safety issues:

There was a thunderstorm/lightning shut down at 13:30 pm. The boat team stopped work and sampling activities for the day were completed.

Deviations from Approved Plan and NCR ID

N/A

Recorded by

Tianzhen Nie

Time On / Off Site

Sampling Team: 0630/1400
Trailer Team: 1220/1500

Daily Summary Report
Lower Neponset River Superfund Site
Remedial Investigation/Feasibility Study
Project No. 60703400

Date: 6/17/24	

Personnel on Site / Affiliation (if not AECOM) / Role

Tianzhen Nie—Trailer lead
Josie Lynch—Sample Collection Land
Bill Abrahams-Dematte—Sample Collection Land
Silas Bucco—Sample Collection Land
Steve Howe—Sample collection Boat
Walter McKenna—Sample collection Boat
Jacob Hallam—TG&B
Victoria Masucci—Trailer

Visitors to Site (Name / Affiliation / Activity)

N/A

Encounters with Public (describe time, location, etc.)

N/A

Work Completed (Samples collected and Shipped)

Sampling progress:

6/17/2024			
Locations Collected		**Accessed Via**	
24D-0171	6/17/2024	Land	
24D-0015	6/17/2024	Boat	
24D-0014	6/17/2024	Boat	
24D-0013	6/17/2024	Boat	
24D-0012	6/17/2024	Boat	
24D-0172	6/17/2024	Land	
24D-0173	6/17/2024	Land	
24D-0174	6/17/2024	Land	
24D-0175	6/17/2024	Land	
Primary Samples Collected			
24D-0012-AS	6/17/2024	collected	
24D-0012-BS	6/17/2024	collected	
24D-0012-CS	6/17/2024	collected	Refusal on cobble at 2.5' max p
24D-0013-AS	6/17/2024	collected	
24D-0013-BS	6/17/2024	collected	
24D-0013-CS	6/17/2024	collected	Only PCB
24D-0014-AS	6/17/2024	collected	
24D-0014-BS	6/17/2024	collected	
24D-0015-AS	6/17/2024	collected	
24D-0171-AS	6/17/2024	collected	
24D-0171-BS	6/17/2024	collected	
24D-0171-CS	6/17/2024	collected	
24D-0172-AS	6/17/2024	collected	
24D-0172-BS	6/17/2024	collected	
24D-0172-CS	6/17/2024	collected	
24D-0173-AS	6/17/2024	collected	
24D-0173-BS	6/17/2024	collected	
24D-0173-CS	6/17/2024	collected	
24D-0174-AS	6/17/2024	collected	
24D-0174-BS	6/17/2024	collected	
24D-0174-CS	6/17/2024	collected	
24D-0175-AS	6/17/2024	collected	
24D-0175-BS	6/17/2024	collected	
24D-0175-CS	6/17/2024	collected	no VOCs

QC Samples Collected	
24D-0171-AD	6/17/2024
24D-0015-AS	6/17/2024
R04222403-56	6/17/2024
R04222403-74	6/17/2024
R04222403-54	6/17/2024
R04222401-20	6/17/2024
R04222401-19	6/17/2024
R04222401-14	6/17/2024
R04222401-15	6/17/2024
R04222401-16	6/17/2024
R04222401-17	6/17/2024
R04222401-18	6/17/2024
R04222403-64	6/17/2024
R04222403-65	6/17/2024

Overall Progress Update			
Number of Starting Samples	652		
Number of Samples eliminated	72		
Subtotal Samples Needed (To Date)	580		
Subtotal Samples Collected	201		
Subtotal Samples Remaining	379		
Number of Starting Sample Locations	217		
Number of Sample Locations Collected	91		
Number of Sample Locations Eliminated	1		
Number of Sample Locations Remaining	126		
QC samples needed TOTAL	29	QC samples collected to date	QC samples remaining
Duplicates	29	9	20
MS/MSDs	29	11	18
PE PCB Cong	8	2	6
PE PCDD/F	8	2	6
PE VOCs	29	10	19
PE SVOC	29	10	19
PE TAL Metals	29	10	19
Equipment Blanks	9	3	6

Upcoming Plans:

1) **Tuesday 6/18/24:**
    a. **Bill A-D and Silas Bucco will reflag locations 0008-0011 on the water based on Table 1, samples from those locations:**
    b. **Land team samples from the following locations:**
        i. **0176**
        ii. **0177**
        iii. **0178**
        iv. **0179**
        v. **0180**

Health and Safety issues upcoming:

There is an anticipated heat wave near project site from 6/18-6/21, peaking on Thursday 6/20/24. Team will identify locations easily accessible to car/AC and in the shade for Health and Safety.

Deviations from Approved Plan and NCR ID

N/A

Recorded by

Tianzhen Nie

Time On / Off Site

Sampling Team: 0630/1600
Trailer Team: 1000/1830

Daily Summary Report
Lower Neponset River Superfund Site
Remedial Investigation/Feasibility Study
Project No. 60703400

Date: 6/18/24	
Personnel on Site / Affiliation (if not AECOM) / Role Tianzhen Nie—Trailer lead Josie Lynch—Sample Collection Land Bill Abrahams-Dematte—Sample Collection Land Silas Bucco—Sample Collection Land Steve Howe—Sample collection Boat Walter McKenna—Sample collection Boat Jacob Hallam—TG&B Victoria Masucci—Trailer	
Visitors to Site (Name / Affiliation / Activity) N/A	
Encounters with Public (describe time, location, etc.) N/A	
Work Completed (Samples collected and Shipped) **Sampling progress:**	

Locations Collected		Accessed Via			
24D-0011	6/18/2024	Boat			
24D-0010	6/18/2024	Boat			
24D-0009	6/18/2024	Boat			
24D-0008	6/18/2024	Boat			
24D-0176	6/18/2024	Land			
24D-0177	6/18/2024	Land			
24D-0178	6/18/2024	Land			
24D-0179	6/18/2024	Land			
24D-0180	6/18/2024	Land			
24D-0181	6/18/2024	Land			
Primary Samples Collected					
24D-0008-AS	6/18/2024	collected			
24D-0008-BS	6/18/2024	collected			
24D-0008-CS	6/18/2024	collected	No, VOCs		
24D-0009-AS	6/18/2024	collected			
24D-0009-BS	6/18/2024	collected			
24D-0009-CS	6/18/2024	collected			
24D-0010-AS	6/18/2024	collected			
24D-0010-BS	6/18/2024	collected			
24D-0010-CS	6/18/2024	collected			
24D-0011-AS	6/18/2024	collected			
24D-0011-BS	6/18/2024	collected			
24D-0011-CS	6/18/2024	collected			
24D-0176-AS	6/18/2024	collected			
24D-0176-BS	6/18/2024	collected			
24D-0176-CS	6/18/2024	collected			
24D-0177-AS	6/18/2024	collected			
24D-0177-BS	6/18/2024	collected	PCB and metals jar only. Refusal on cobble at 1.1 ft		
24D-0178-AS	6/18/2024	collected			
24D-0178-BS	6/18/2024	collected			
24D-0179-AS	6/18/2024	collected			
24D-0179-BS	6/18/2024	collected			
24D-0180-AS	6/18/2024	collected			
24D-0180-BS	6/18/2024	collected			
24D-0181-AS	6/18/2024	collected			
24D-0181-BS	6/18/2024	collected			

QC Samples Collected			
24D-0008-AD	6/18/2024		
24D-0009-AD	6/18/2024		
24D-0176-AD	6/18/2024		
24D-0179-AD	6/18/2024		
24D-0179-BD	6/18/2024		
R04222403-57	6/18/2024		
R04222403-75	6/18/2024		
R04222403-55	6/18/2024		
R04222403-66	6/18/2024		
24D-0618-XR	6/18/2024		
Overall Progress Update			
Number of Starting Samples	652		
Number of Samples eliminated	77		
Subtotal Samples Needed (To Date)	575		
Subtotal Samples Collected	225		
Subtotal Samples Remaining	350		
Number of Starting Sample Locations	217		
Number of Sample Locations Collected	101		
Number of Sample Locations Eliminated	1		
Number of Sample Locations Remaining	116		
QC samples needed TOTAL	29	QC samples collected to date	QC samples remaining
Duplicates	29	14	15
MS/MSDs	29	11	18
PE PCB Cong	8	2	6
PE PCDD/F	8	2	6
PE VOCs	29	10	19
PE SVOC	29	10	19
PE TAL Metals	29	10	19
Equipment Blanks	9	4	5

Upcoming Plans:

1) **Wednesday 6/18/24:**
    a. **Boat team Bill A-D and Silas Bucco assist TG&B with bringing the boat over the rubble dam, begin flagging the following locations:**
        i. **23-32**
        ii. **146-151**
    b. **Land team finishes sampling at 0181-CS and shoots points for locations 0180 and 0181**
    c. **Continues sampling following locations:**
        i. **0182**
        ii. **0183**
        iii. **0184**
        iv. **0185**
        v. **0186**
    d. **Sean Maxwell & mussel team on-site for the first day for mussel collection**

Health and Safety issues upcoming:

Anticipated heat wave near project site from 6/18-6/21. Sample collection will be modulated based on weather.

Deviations from Approved Plan and NCR ID
N/A

Recorded by
Tianzhen Nie

Time On / Off Site
Sampling Team: 0630/1600
Trailer Team: 0900/1800

Daily Summary Report
Lower Neponset River Superfund Site
Remedial Investigation/Feasibility Study
Project No. 60703400

Date: 6/19/24	

Personnel on Site / Affiliation (if not AECOM) / Role

Tianzhen Nie—Trailer lead
Josie Lynch—Sample Collection Land
Bill Abrahams-Dematte—Sample Collection Land
Silas Bucco—Sample Collection Land
Steve Howe—Sample collection Boat
Walter McKenna—Sample collection Boat
Jacob Hallam—TG&B
Victoria Masucci—Trailer
Rick Purdy—SSHO
Sean Maxwell—Mussel tissue deployment oversight
Claire Leedy—Normandeau
Jack Davidio—Normadeau
Rich Bistiline—Normandeau
Joe Snavely—Normandeau

Visitors to Site (Name / Affiliation / Activity)

N/A

Encounters with Public (describe time, location, etc.)

N/A

Work Completed (Samples collected and Shipped)

Flagging Progress:

6/19/2024	24D-0023	2921124.79	765043.14	Adjusted	Via boat, +-27 inches, point adjusted upstream to be located immediately downstream of an outfall pipe.		0
6/19/2024	24D-0024	TARGET FLAG NOT CHANGED		Original	Via boat, +-21 inches		0
6/19/2024	24D-0025	2921321.3	765164.73	Adjusted	Via boat, +-26 inches. Location adjusted 19 feet to the downstream side of an outfall pipe. Outfall pipe appeared to be clogged with debris.		0
6/19/2024	24D-0026	TARGET FLAG NOT CHANGED		Original	Via boat, +-23 inches		0
6/19/2024	24D-0027	TARGET FLAG NOT CHANGED		Original	Via boat, +-23 inches, located approximately 25 feet down stream of an out fall pipe.		0
6/19/2024	24D-0028	TARGET FLAG NOT CHANGED		Original	Via boat, +-24 inches		0
6/19/2024	24D-0029	TARGET FLAG NOT CHANGED		Original	Via boat, +-21 inches, located directly down stream of out fall pipe.		0
6/19/2024	24D-0030	TARGET FLAG NOT CHANGED		Original	Via boat, +-23 inches		0
6/19/2024	24D-0031	2921829.21	765423.74	Adjusted	Via boat, +-24 inches, location moved out of river onto embankment. 6.5 feet to the north.		0
6/19/2024	24D-0032	2921899.01	765485.6	Adjusted	Via boat, +-30 inches, location moved out of river onto embankment. 4 ft. To the North		0
6/19/2024	24D-0135	2920968.69	764817.95	Adjusted	Via boat, +-30 inches, location adjusted 19.5 feet downstream (east) off the revetment (rock)		Access agree
6/19/2024	24D-0136	TARGET FLAG NOT CHANGED		Original	Via boat, +-30 inches		Access agree
6/19/2024	24D-0137	TARGET FLAG NOT CHANGED		Original	Via boat, +-25 inches		Access agree
6/19/2024	24D-0138	TARGET FLAG NOT CHANGED		Original	Via boat, +-30 inches. Between 138 & 139, roughly equidistant, was an outfall pipe.		Access agree
6/19/2024	24D-0139	2921122.94	765137.67	Adjusted	Via boat, +-26 inches, location adjusted 8 feet north toward river out of heavy briar patch.		Access agree
6/19/2024	24D-0140	TARGET FLAG NOT CHANGED		Original	Via boat, +-23 inches, cobbles and steep slope.		Access agree
6/19/2024	24D-0141	TARGET FLAG NOT CHANGED		Original	Via boat, +-25 inches		Access agree
6/19/2024	24D-0142	TARGET FLAG NOT CHANGED		Original	Via boat, +-19 inches		Access agree
6/19/2024	24D-0143	TARGET FLAG NOT CHANGED		Original	Via boat, +-21 inches		Access agree
6/19/2024	24D-0144	TARGET FLAG NOT CHANGED		Original	Via boat, +-27 inches		Access agree
6/19/2024	24D-0145	TARGET FLAG NOT CHANGED		Original	Via boat, +-22 inches		Access agree
6/19/2024	24D-0146	TARGET FLAG NOT CHANGED		Original	Via boat, +-21 inches		0
6/19/2024	24D-0147	TARGET FLAG NOT CHANGED		Original	Via boat, +-21 inches		0
6/19/2024	24D-0148	TARGET FLAG NOT CHANGED		Original	Via boat, +-21 inches		0
6/19/2024	24D-0149	2921949.6	765614.39	Adjusted	Via boat, +-25 inches, adjusted 25 feet downstream to downstream side of outfall pipe.		0
6/19/2024	24D-0150	TARGET FLAG NOT CHANGED		Original	Via boat, +-21 inches		0
6/19/2024	24D-0151	TARGET FLAG NOT CHANGED		Original	Via boat, +-21 inches, located down stream of out fall pipe.		0
							#N/A

Sampling progress:

6/19/2024			
Locations Collected		**Accessed Via**	
24D-0182	6/19/2024	Land	
24D-0183	6/19/2024	Land	
24D-0184	6/19/2024	Land	
24D-0185	6/19/2024	Land	
Primary Samples Collected			
24D-0181-CS	6/19/2024	collected	*will be collected on 6/19/2024
24D-0182-AS	6/19/2024	collected	
24D-0182-BS	6/19/2024	collected	
24D-0182-CS	6/19/2024	collected	
24D-0183-AS	6/19/2024	collected	
24D-0183-BS	6/19/2024	collected	
24D-0184-AS	6/19/2024	collected	
24D-0184-BS	6/19/2024	collected	
24D-0184-CS	6/19/2024	collected	
24D-0185-AS	6/19/2024	collected	
24D-0185-BS	6/19/2024	collected	
24D-0185-CS	6/19/2024	collected	

QC Samples Collected			
24D-0182-AS	6/19/2024		
24D-0182-BS	6/19/2024		
24D-0184-AS	6/19/2024		
24D-PE-PCB03	6/19/2024		
R04222403-58	6/19/2024		
R04222402-46	6/19/2024		
R04222402-26	6/19/2024		
R04222403-67	6/19/2024		

Overall Progress Update			
Number of Starting Samples	652		
Number of Samples eliminated	78		
Subtotal Samples Needed (To Date)	574		
Subtotal Samples Collected	237		
Subtotal Samples Remaining	337		
Number of Starting Sample Locations	217		
Number of Sample Locations Collected	105		
Number of Sample Locations Eliminated	1		
Number of Sample Locations Remaining	112		
QC samples needed TOTAL	29	QC samples collected to date	QC samples remaining
Duplicates	29	14	15
MS/MSDs	29	14	15
PE PCB Cong	8	2	6
PE PCDD/F	8	2	6
PE VOCs	29	11	18
PE SVOC	29	11	18
PE TAL Metals	29	11	18
Equipment Blanks	9	4	5

<u>Upcoming Plans:</u>

1) **Thursday 6/19/24:**
    a. **One sampling team only via boat, Walter McKenna & Silas Bucco sample at:**
        i. **0151**
        ii. **0150**
        iii. **0149**
        iv. **0148**
        v. **0147**
    b. **Sean Maxwell & Normandeau on-site for mussel cage deploymehts**

Health and Safety issues upcoming:

Anticipated heat wave near project site from 6/18-6/21. Sample collection will be modulated based on weather.

Deviations from Approved Plan and NCR ID
N/A

Recorded by
Tianzhen Nie

Time On / Off Site
Sampling Team: 0630/1600
Trailer Team: 0900/1800

Daily Summary Report
Lower Neponset River Superfund Site
Remedial Investigation/Feasibility Study
Project No. 60703400

Date: 6/20/24	

Personnel on Site / Affiliation (if not AECOM) / Role

Tianzhen Nie—Trailer lead
Josie Lynch—Trailer Support
Silas Bucco—Sample Collection Boat
Walter McKenna—Sample collection Boat
Connor Torpey—TG&B
Rick Purdy—SSHO
Sean Maxwell—Mussel tissue deployment oversight
Claire Leedy—Normandeau
Jack Dovidio—Normadeau
John Miller—Normandeau
Joe Snavely—Normandeau

Visitors to Site (Name / Affiliation / Activity)

Bart Hoskins—EPA

Encounters with Public (describe time, location, etc.)

N/A

Work Completed (Samples collected and Shipped)

Sampling progress:

6/20/2024			
Locations Collected		**Accessed Via**	
24D-0149	6/20/2024	Boat	
24D-0148	6/20/2024	Boat	
24D-0147	6/20/2024	Boat	
24D-0146	6/20/2024	Boat	
24D-0150	6/20/2024	Boat	
Primary Samples Collected			
24D-0146-AS	6/20/2024	collected	
24D-0147-AS	6/20/2024	collected	
24D-0147-BS	6/20/2024	collected	
24D-0148-AS	6/20/2024	collected	
24D-0148-BS	6/20/2024	collected	
24D-0148-CS	6/20/2024	collected	Refusal on large cobble at 2.3' max penetration
24D-0149-AS	6/20/2024	collected	
24D-0149-BS	6/20/2024	collected	
24D-0150-AS	6/20/2024	collected	
24D-0150-BS	6/20/2024	collected	PCB and metals jar only. Sidewall collapse preventing further advancement past 1.2' max penetration

QC Samples Collected	
24D-0150-AS	6/20/2024
R04222403-59	6/20/2024
R04222402-48	6/20/2024
R04222402-27	6/20/2024
R04222403-69	6/20/2024

Overall Progress Update			
Number of Starting Samples	652		
Number of Samples eliminated	82		
Subtotal Samples Needed (To Date)	570		
Subtotal Samples Collected	247		
Subtotal Samples Remaining	323		
Number of Starting Sample Locations	217		
Number of Sample Locations Collected	110		
Number of Sample Locations Eliminated	1		
Number of Sample Locations Remaining	107		
QC samples needed TOTAL	29	QC samples collected to date	QC samples remaining
Duplicates	29	14	15
MS/MSDs	29	15	14
PE PCB Cong	8	2	6
PE PCDD/F	8	2	6
PE VOCs	29	12	17
PE SVOC	29	12	17
PE TAL Metals	29	12	17
Equipment Blanks	9	4	5

Upcoming Plans:

1) **Friday 6/21/24:**
    a. **Boat sampling team samples at:**
        i. **0151**
        ii. **0032**
        iii. **0031**
        iv. **0029**
        v. **0028**
    b. **Land sampling team at:**
        i. **0186**
        ii. **0187**
        iii. **0188**
        iv. **0189**
        v. **0200**
    c. **Sean Maxwell & Normandeau on-site to wrap up mussel cage deployments**

Health and Safety issues upcoming:

Anticipated heat wave near project site from 6/18-6/21. Sample collection will be modulated based on weather.

Deviations from Approved Plan and NCR ID
N/A

Recorded by
Tianzhen Nie

Time On / Off Site
Sampling Team: 0630/1600
Trailer Team: 0900/1730

Daily Summary Report
Lower Neponset River Superfund Site
Remedial Investigation/Feasibility Study
Project No. 60703400

Date: 6/21/24	

Personnel on Site / Affiliation (if not AECOM) / Role

Tianzhen Nie—Trailer lead
Silas Bucco—Sample Collection Boat
Walter McKenna—Sample collection Boat
Steve Howe—Sample Collection Boat
Bill Abrahams-Dematte—Sample Collection Land
Rick Purdy—SSHO
Sean Maxwell—Mussel tissue deployment oversight
Connor Torpey—TG&B
Claire Leedy—Normandeau
Rich Bistiline—Normandeau
Jack Dovidio—Normadeau
John Miller—Normandeau
Joe Snavely—Normandeau

Visitors to Site (Name / Affiliation / Activity)

Bart Hoskins—EPA

Encounters with Public (describe time, location, etc.)

N/A

Work Completed (Samples collected and Shipped)

Time Zero Mussel Sample sent out to SGS via Lab courier pickup:
Sample ID: 24D-06T0-XS
Sample collected on 6/20/24 at 11:30 am and frozen overnight in freezer cooler

Weekly Sampling Progress:
- **Locations Sampled: 34**
- **Samples Collected: 85**
- **Locations Flagged: 31**

Sampling progress:

6/21/2024		
Locations Collected		**Accessed Via**
24D-0031	6/21/2024	Boat
24D-0030	6/21/2024	Boat
24D-0029	6/21/2024	Boat
24D-0028	6/21/2024	Boat
24D-0186	6/21/2024	Land
24D-0187	6/21/2024	Land
24D-0188	6/21/2024	Land
Primary Samples Collected		
24D-0028-AS	6/21/2024	collected
24D-0028-BS	6/21/2024	collected
24D-0029-AS	6/21/2024	collected
24D-0029-BS	6/21/2024	collected
24D-0030-AS	6/21/2024	collected
24D-0030-BS	6/21/2024	collected
24D-0031-AS	6/21/2024	collected
24D-0031-BS	6/21/2024	collected
24D-0186-AS	6/21/2024	collected
24D-0186-BS	6/21/2024	collected
24D-0187-AS	6/21/2024	collected
24D-0187-BS	6/21/2024	collected
24D-0188-AS	6/21/2024	collected
24D-0188-BS	6/21/2024	collected
24D-0188-CS	6/21/2024	collected

QC Samples Collected			
24D-0186-AD	6/21/2024		
24D-0188-AS	6/21/2024		
Overall Progress Update			
Number of Starting Samples	652		
Number of Samples eliminated	88		
Subtotal Samples Needed (To Date)	564		
Subtotal Samples Collected	262		
Subtotal Samples Remaining	302		
Number of Starting Sample Locations	217		
Number of Sample Locations Collected	116		
Number of Sample Locations Eliminated	1		
Number of Sample Locations Remaining	101		
QC samples needed TOTAL	28	QC samples collected to date	QC samples remaining
Duplicates	28	15	13
MS/MSDs	28	16	12
PE PCB Cong	8	2	6
PE PCDD/F	8	2	6
PE VOCs	28	12	16
PE SVOC	28	12	16
PE TAL Metals	28	12	16
Equipment Blanks	9	4	5

Upcoming Plans:

1) **Next Week, Week of 6/24/24:**
    a. **Monday 6/24/24:**
        i. **Land Team (sample): Bill & Silas**
        ii. **Boat Team (sample): Walter & Steve**

b. Tuesday 6/25/24:
- **i. Boat Team (sample): Walter & Silas**

c. Wednesday 6/26/24:
- **i. Boat team (sample): Steve & Silas**

d. Thursday 6/27/24:
- **i. Land Team (sample): Bill, Silas, Josie**
- **ii. Boat Team (sample): Walter & Steve**

e. Friday 6/28/24:
- **i. Land Team (sample): Walter, Steve, Josie**
- **ii. Boat Team (flag): Bill & Silas**

2) Monday's Sample Locations:

a. Boat Team:
- **i. 0151**
- **ii. 0032**
- **iii. 0027**
- **iv. 0026**
- **v. 0025**

b. Land Team:
- **i. 0189**
- **ii. 0190**
- **iii. 0191**
- **iv. 0192**

Deviations from Approved Plan and NCR ID

N/A

Recorded by

Tianzhen Nie

Time On / Off Site

Sampling Team: 0630/1600

Trailer Team: 0900/1730

Daily Summary Report
Lower Neponset River Superfund Site
Remedial Investigation/Feasibility Study
Project No. 60703400

Date: 6/24/24	

Personnel on Site / Affiliation (if not AECOM) / Role

Tianzhen Nie—Trailer lead
Silas Bucco—Sample Collection Land
Walter McKenna—Sample collection Boat
Steve Howe—Sample Collection Boat
Bill Abrahams-Dematte—Sample Collection Land
Connor Torpey—TG&B

Visitors to Site (Name / Affiliation / Activity)

Encounters with Public (describe time, location, etc.)

N/A

Work Completed (Samples collected and Shipped)

Sampling progress:

6/24/2024			
Locations Collected		**Accessed Via**	
24D-0151	6/24/2024	Boat	
24D-0032	6/24/2024	Boat	
24D-0027	6/24/2024	Boat	
24D-0189	6/24/2024	Land	
24D-0190	6/24/2024	Land	
24D-0026	6/24/2024	Boat	
24D-0025	6/24/2024	Boat	
24D-0024	6/24/2024	Boat	
24D-0191	6/24/2024	Land	
24D-0192	6/24/2024	Land	
Primary Samples Collected			
24D-0024-AS	6/24/2024	collected	
24D-0024-BS	6/24/2024	collected	
24D-0024-CS	6/24/2024	collected	
24D-0025-AS	6/24/2024	collected	
24D-0026-AS	6/24/2024	collected	
24D-0026-BS	6/24/2024	collected	
24D-0026-CS	6/24/2024	collected	
24D-0027-AS	6/24/2024	collected	
24D-0032-AS	6/24/2024	collected	
24D-0151-AS	6/24/2024	collected	
24D-0151-BS	6/24/2024	collected	
24D-0189-AS	6/24/2024	collected	
24D-0189-BS	6/24/2024	collected	
24D-0190-AS	6/24/2024	collected	
24D-0190-BS	6/24/2024	collected	
24D-0190-CS	6/24/2024	collected	
24D-0191-AS	6/24/2024	collected	
24D-0191-BS	6/24/2024	collected	
24D-0191-CS	6/24/2024	collected	No VOCs due to lack of volume from rock refusal.
24D-0192-AS	6/24/2024	collected	
24D-0192-BS	6/24/2024	collected	
24D-0192-CS	6/24/2024	collected	

QC Samples Collected			
24D-0025-AD	6/24/2024		
24D-0192-AS	6/24/2024		
24D-PE-PCB04	6/24/2024		
R04222403-61	6/24/2024		
R04222402-49	6/24/2024		
R04222402-29	6/24/2024		
R04222403-70	6/24/2024		
Overall Progress Update			
Number of Starting Samples	652		
Number of Samples eliminated	97		
Subtotal Samples Needed (To Date)	555		
Subtotal Samples Collected	291		
Subtotal Samples Remaining	264		
Number of Starting Sample Locations	217		
Number of Sample Locations Collected	128		
Number of Sample Locations Eliminated	1		
Number of Sample Locations Remaining	89		
QC samples needed TOTAL	28	QC samples collected to date	QC samples remaining
Duplicates	28	16	12
MS/MSDs	28	18	10
PE PCB Cong	8	2	6
PE PCDD/F	8	2	6
PE VOCs	28	14	14
PE SVOC	28	14	14
PE TAL Metals	28	14	14
Equipment Blanks	9	5	4

Upcoming Plans:

1) **Personnel:**
    a. **Tuesday 6/25/24:**
        i. **Boat Team (sample): Walter & Silas**
    b. **Wednesday 6/26/24:**
        i. **Boat team (sample): Steve & Silas**
    c. **Thursday 6/27/24:**

i. **Land Team (sample): Bill, Silas, Josie**
ii. **Boat Team (sample): Walter & Steve**

d. **Friday 6/28/24:**
i. **Land Team (sample): Walter, Steve, Josie**
ii. **Boat Team (flag): Bill & Silas**

2) **Tuesday's sampling locations:**
a. **Boat Team:**
i. **0023**
ii. **0145 (EPA courtesy call required)**
iii. **0144 (EPA courtesy call required)**
iv. **0143 (EPA courtesy call required)**
v. **0142 (EPA courtesy call required)**

b. **Bill A-D does a half-recon of boat/foot access near the Braided Channel to evaluate where the boat can be put into the water.**

Deviations from Approved Plan and NCR ID
N/A

Recorded by
Tianzhen Nie

Time On / Off Site
Sampling Team: 0630/1600
Trailer Team: 1040/1730

Daily Summary Report
Lower Neponset River Superfund Site
Remedial Investigation/Feasibility Study
Project No. 60703400

Date: 6/25/24	
Personnel on Site / Affiliation (if not AECOM) / Role Tianzhen Nie—Trailer lead Silas Bucco—Sample Collection Boat Walter McKenna—Sample collection Boat Bill Abrahams-Dematte—Sample Collection Land Rick Purdy—SSHO Jacob Hallam—TG&B	
Visitors to Site (Name / Affiliation / Activity)	
Encounters with Public (describe time, location, etc.) N/A	
Work Completed (Samples collected and Shipped) **Bill A-D conducted half-day recon in the Braided Channel area and identified areas for canoe launch and whether certain sample locations would be accessible by land/water. Information communicated to the project team is used to inform upcoming sampling plan/schedule.** **Sampling progress:**	

6/25/2024		
Locations Collected		**Accessed Via**
24D-0023	6/25/2024	Boat
24D-0136	6/25/2024	Boat
24D-0137	6/25/2024	Boat
24D-0138	6/25/2024	Boat
24D-0139	6/25/2024	Boat
Primary Samples Collected		
24D-0023-AS	6/25/2024	collected
24D-0023-BS	6/25/2024	collected
24D-0136-AS	6/25/2024	collected
24D-0136-BS	6/25/2024	collected
24D-0136-CS	6/25/2024	collected
24D-0137-AS	6/25/2024	collected
24D-0137-BS	6/25/2024	collected
24D-0138-AS	6/25/2024	collected
24D-0139-AS	6/25/2024	collected
24D-0139-BS	6/25/2024	collected

QC Samples Collected			
24D-0136-AS	6/25/2024		
24D-0138-AS	6/25/2024		
R04222403-62	6/25/2024		
R04222402-50	6/25/2024		
R04222402-30	6/25/2024		
R04222402-39	6/25/2024		
24D-0625-XR	6/25/2024		
Overall Progress Update			
Number of Starting Samples	652		
Number of Samples eliminated	101		
Subtotal Samples Needed (To Date)	551		
Subtotal Samples Collected	294		
Subtotal Samples Remaining	257		
Number of Starting Sample Locations	217		
Number of Sample Locations Collected	132		
Number of Sample Locations Eliminated	1		
Number of Sample Locations Remaining	85		
QC samples needed TOTAL	28	QC samples collected to date	QC samples remaining
Duplicates	28	16	12
MS/MSDs	28	19	9
PE PCB Cong	8	2	6
PE PCDD/F	8	2	6
PE VOCs	28	14	14
PE SVOC	28	14	14
PE TAL Metals	28	14	14
Equipment Blanks	9	5	4

Upcoming Plans:

1) **Personnel:**
    a. **Wednesday 6/26/24:**
        i. **Boat team (sample): Steve & Silas**
    b. **Thursday 6/27/24:**

i. Boat Team (sample, flag): Bill, Silas
ii. Land Team (sample): Walter, Steve, Josie

c. Friday 6/28/24:
i. Boat Team (flag, sample): Bill & Silas
ii. Land Team (sample): Walter, Steve, Josie

d. Monday 7/1/24:
i. Boat team (sample): Walter & Steve
ii. Land team (sample): Bill, Silas, Josie

e. Tuesday 7/2/24: NO SAMPLING
i. Land team (flag): Bill, Silas

f. Wednesday 7/3/24: NO SAMPLING
i. Land team (flag): Bill, Josie

2) Wednesday's sampling locations:
a. Boat Team:
i. 0140 (EPA courtesy call)
ii. 0141 (EPA courtesy call)
iii. 0142 (EPA courtesy call)
iv. 0143 (EPA courtesy call)
v. 0144 (EPA courtesy call)

3) Activity projection from 6/27/24—7/2/24:
a. Thursday 6/27/24:
i. Boat team:
1. Finish sampling location 0145, pull boat and drop it in at the Braided Channel
2. Begin flagging the Braided Channel locations 0075-0097, with the following exceptions: do not flag locations 0093, 0094, 0096 and 0097 until/unless we get approval from EPA and communication from Gemma and Kristen.
3. If time, sample locations 0075 and 0076
ii. Land Team:
1. Sample Locations 01333-0135, 0193

b. Friday 6/28/24:
i. Boat team:
1. Sample Locations 0077-0078, 0084-0085
ii. Land team:
1. Sample Locations 0194, 0196, 0198, 200

c. Monday 7/1/24:
i. Boat team:
1. Finish flagging approved for Braided channel locations between 0075-0097

2. **Sample locations 0086—0089**

ii. **Land team:**

1. **Sample locations 0079-0083**

d. **Tuesday 7/2/24:**

i. **Re-flagging:**

1. **Reflag locations 0033-0048 and 0152-0167 to the correct Table 1 coordinates**

e. **Wednesday 7/3/24:**

i. **Contingency day to finish reflagging**

f. **The goal is to finish all flagging/reflagging work by 7/3/24, and begin running two sampling teams full-time starting 7/8/24 through the end of the event. Projected event end date is 7/15/24 or 7/16/24.**

Deviations from Approved Plan and NCR ID

N/A

Recorded by

Tianzhen Nie

Time On / Off Site

Sampling Team: 0630/1600

Trailer Team: 1040/1730

Daily Summary Report
Lower Neponset River Superfund Site
Remedial Investigation/Feasibility Study
Project No. 60703400

Date: 6/26/24	
Personnel on Site / Affiliation (if not AECOM) / Role Tianzhen Nie—Trailer lead Silas Bucco—Sample Collection Boat Steve Howe—Sample collection Boat Victoria Masucci—Trailer Connor Torpey—TG&B	
Visitors to Site (Name / Affiliation / Activity)	
Encounters with Public (describe time, location, etc.) N/A	
Work Completed (Samples collected and Shipped) **Bill A-D conducted a half-day recon in the Braided Channel area and identified areas for canoe launch and whether certain locations would be accessible by land/water. Information communicated to project team is used to inform upcoming sampling plan/schedule.** **Sampling progress:**	

6/26/2024				
Locations Collected		**Accessed Via**		
24D-0140	6/26/2024	Boat		
24D-0141	6/26/2024	Boat		
24D-0142	6/26/2024	Boat		
24D-0143	6/26/2024	Boat		
24D-0144	6/26/2024	Boat		
Primary Samples Collected				
24D-0140-AS	6/26/2024	collected		
24D-0140-BS	6/26/2024	collected		
24D-0141-AS	6/26/2024	collected		
24D-0141-BS	6/26/2024	collected		
24D-0142-AS	6/26/2024	collected		
24D-0142-BS	6/26/2024	collected		
24D-0143-AS	6/26/2024	collected		
24D-0143-BS	6/26/2024	collected	PCB and metals jar only due to lack of volume	
24D-0144-AS	6/26/2024	collected		
24D-0144-BS	6/26/2024	collected		

QC Samples Collected			
24D-0140-AS	6/26/2024		
24D-0142-AS	6/26/2024		
24D-0143-AS	6/26/2024		
24D-PE-PCB05	6/26/2024		
R04222403-63	6/26/2024		
R04222404-96	6/26/2024		
R04222404-76	6/26/2024		
R04222402-40	6/26/2024		

Overall Progress Update			
Number of Starting Samples	652		
Number of Samples eliminated	107		
Subtotal Samples Needed (To Date)	545		
Subtotal Samples Collected	304		
Subtotal Samples Remaining	241		
Number of Starting Sample Locations	217		
Number of Sample Locations Collected	136		
Number of Sample Locations Eliminated	1		
Number of Sample Locations Remaining	81		
QC samples needed TOTAL	27	QC samples collected to date	QC samples remaining
Duplicates	27	16	11
MS/MSDs	27	22	5
PE PCB Cong	8	2	6
PE PCDD/F	8	2	6
PE VOCs	27	15	12
PE SVOC	27	15	12
PE TAL Metals	27	15	12
Equipment Blanks	9	5	4

Upcoming Plans:

1) **Personnel:**
    a. **Thursday 6/27/24:**
        i. **Boat Team (sample, flag): Bill, Silas**
        ii. **Land Team (sample): Walter, Steve, Josie**
    b. **Friday 6/28/24:**
        i. **Boat Team (flag, sample): Bill & Silas**
        ii. **Land Team (sample): Walter, Steve, Josie**
    c. **Monday 7/1/24:**
        i. **Boat team (sample): Walter & Steve**
        ii. **Land team (sample): Bill, Silas, Josie**
    d. **Tuesday 7/2/24: NO SAMPLING**
        i. **Land team (flag): Bill, Silas**
    e. **Wednesday 7/3/24: NO SAMPLING**
        i. **Land team (flag): Bill, Victoria**
2) **Thursday's sampling locations:**
    a. **Boat Team:**
        i. **0144 (EPA courtesy call)**
    b. **Land Team:**
        i. **0133**
        ii. **0134**
        iii. **0135**
        iv. **0193**
        v. **0194**
3) **Activity projection from 6/27/24—7/2/24:**
    a. **Thursday 6/27/24:**
        i. **Boat team:**
            1. **Finish sampling location 0145, pull boat and drop it in at the Braided Channel**
            2. **Begin flagging Braided Channel locations 0075-0097, with the following exceptions: do not flag locations 0096 and 0097 until/unless we get approval from EPA and communication from Gemma and Kristen. 0093 and 0094 have now been cleared for flagging and sampling by EPA.**
            3. **If time, sample locations 0075 and 0076**
        ii. **Land Team:**
            1. **Sample Locations 01333-0135, 0193**
    b. **Friday 6/28/24:**
        i. **Boat team:**

1. **Sample Locations 0077-0078, 0084-0085**

ii. **Land team:**

1. **Sample Locations 0194, 0196, 0198, 200**

c. **Monday 7/1/24:**

i. **Boat team:**

1. **Finish flagging approved Braided channel locations between 0075-0097**
2. **Sample locations 0086—0089**

ii. **Land team:**

1. **Sample locations 0079-0083**

d. **Tuesday 7/2/24:**

i. **Re-flagging:**

1. **Reflag locations 0033-0048, 0152-0167 to the correct Table 1 coordinates**

e. **Wednesday 7/3/24:**

i. **Contingency day to finish reflagging**

f. **The goal is to finish all flagging/reflagging work by 7/3/24, and begin running two sampling teams full-time beginning on 7/8/24 through the end of the event. Projected event end date is 7/15/24 or 7/16/24.**

Deviations from Approved Plan and NCR ID

N/A

Recorded by

Tianzhen Nie

Time On / Off Site

Sampling Team: 0630/1600

Trailer Team: 0830/1700

Daily Summary Report
Lower Neponset River Superfund Site
Remedial Investigation/Feasibility Study
Project No. 60703400

Date: 6/27/24	
Personnel on Site / Affiliation (if not AECOM) / Role Tianzhen Nie—Trailer lead Silas Bucco—Flagging Boat Bill Abrahams-Dematte —Flagging Boat Rick Purdy—SSHO Steve Howe—Sample Collection land Walter McKenna—Sample collection land Josie Lynch—Sample collection land Connor Torpey—TG&B	
Visitors to Site (Name / Affiliation / Activity)	
Encounters with Public (describe time, location, etc.) N/A	
Work Completed (Samples collected and Shipped) **Flagging Progress:**	

6/27/2024	24D-0075	2923587.12	769544.22
6/27/2024	24D-0076	2923600.08	769625.48
6/27/2024	24D-0077	2923628.67	769726.47
6/27/2024	24D-0078	TARGET FLAG NOT CHANGED	
6/27/2024	24D-0086	2923877.56	770515.46
6/27/2024	24D-0087	2923926.09	770611.64
6/27/2024	24D-0088	2923938.15	770716.13
6/27/2024	24D-0089	2923943.3	770812.79
6/27/2024	24D-0090	2923958.39	770925.25
6/27/2024	24D-0091	TARGET FLAG NOT CHANGED	
6/27/2024	24D-0092	TARGET FLAG NOT CHANGED	
6/27/2024	24D-0093	2923850.67	771524.59
6/27/2024	24D-0094	TARGET FLAG NOT CHANGED	

Sampling progress:

6/27/2024		
Locations Collected		**Accessed Via**
24D-0145	6/27/2024	Boat
24D-0135	6/27/2024	Land
24D-0134	6/27/2024	Land
24D-0133	6/27/2024	Land
24D-0193	6/27/2024	Land
Primary Samples Collected		
24D-0133-AS	6/27/2024	collected
24D-0133-BS	6/27/2024	collected
24D-0134-AS	6/27/2024	collected
24D-0134-BS	6/27/2024	collected
24D-0135-AS	6/27/2024	collected
24D-0145-AS	6/27/2024	collected
24D-0145-BS	6/27/2024	collected
24D-0193-AS	6/27/2024	collected
24D-0193-BS	6/27/2024	collected
24D-0193-CS	6/27/2024	collected

QC Samples Collected			
24D-0134-AS	6/27/2024		
24D-0193-AS	6/27/2024		

Overall Progress Update			
Number of Starting Samples	652		
Number of Samples eliminated	112		
Subtotal Samples Needed (To Date)	540		
Subtotal Samples Collected	314		
Subtotal Samples Remaining	226		
Number of Starting Sample Locations	217		
Number of Sample Locations Collected	142		
Number of Sample Locations Eliminated	1		
Number of Sample Locations Remaining	75		
QC samples needed TOTAL	27	QC samples collected to date	QC samples remaining
Duplicates	27	16	11
MS/MSDs	27	24	3
PE PCB Cong	8	2	6
PE PCDD/F	8	2	6
PE VOCs	27	15	12
PE SVOC	27	15	12
PE TAL Metals	27	15	12
Equipment Blanks	9	5	4

Upcoming Plans:

1) **Personnel:**
    a. **Friday 6/28/24:**
        i. **Boat Team (sample): Walter & Steve**
        ii. **Land Team (sample): Bill, Silas, Josie**
    b. **Monday 7/1/24:**
        i. **Boat team (sample): Josie & Steve**
        ii. **Land team (Flag): Bill, Silas**
    c. **Tuesday 7/2/24: NO SAMPLING**
        i. **Land team (flag): Bill, Silas**
    d. **Wednesday 7/3/24: NO SAMPLING**
        i. **Land team (flag): Bill, Victoria**
2) **Friday's sampling locations:**
    a. **Boat Team:**
        i. **0075**
        ii. **0076**
        iii. **0077**
        iv. **0078**
    b. **Land Team:**
        i. **0194**
        ii. **0196**
        iii. **0198**
        iv. **0200**
3) **Activity projection for week of 7/1/24:**
    a. **Monday 7/1/24:**
        i. **Boat team:**
            1. **Sample locations 0086—0089**
        ii. **Land team:**
            1. **Flag remainder of the Braided channel, begin reflagging locations 0033-0048 to correct Table 1 coordinates**
    b. **Tuesday 7/2/24:**
        i. **Re-flagging: 0152-0167 to the correct Table 1 coordinates**

Deviations from Approved Plan and NCR ID N/A
Recorded by Tianzhen Nie
Time On / Off Site Sampling Team: 0630/1600 Trailer Team: 0830/1700

Daily Summary Report
Lower Neponset River Superfund Site
Remedial Investigation/Feasibility Study
Project No. 60703400

Date: 6/28/24	
Personnel on Site / Affiliation (if not AECOM) / Role Tianzhen Nie—Trailer lead Silas Bucco—Sample Collection land Bill Abrahams-Dematte —Sample Collection land Victoria Masucci—Trailer Steve Howe—Sample collection boat Walter McKenna—Sample collection boat Josie Lynch—Sample collection land Jacob Hallam—TG&B	
Visitors to Site (Name / Affiliation / Activity)	
Encounters with Public (describe time, location, etc.) N/A	
Work Completed (Samples collected and Shipped) **Weekly Progress:** **Locations Sampled: 34** **Samples Collected: 54** **Locations Flagged: 13** **Sampling progress:**	

6/28/2024			
Locations Collected		**Accessed Via**	
24D-0075	6/28/2024	Boat	
24D-0076	6/28/2024	Boat	
24D-0077	6/28/2024	Boat	
24D-0078	6/28/2024	Boat	
24D-0194	6/28/2024	Land	
24D-0196	6/28/2024	Land	
24D-0198	6/28/2024	Land	
24D-0200	6/28/2024	Land	
24D-0201	6/28/2024	Land	
Primary Samples Collected			
24D-0075-AS	6/28/2024	collected	
24D-0075-BS	6/28/2024	collected	
24D-0075-CS	6/28/2024	collected	
24D-0076-AS	6/28/2024	collected	
24D-0076-BS	6/28/2024	collected	
24D-0076-CS	6/28/2024	collected	
24D-0077-AS	6/28/2024	collected	
24D-0077-BS	6/28/2024	collected	
24D-0077-CS	6/28/2024	collected	
24D-0078-AS	6/28/2024	collected	
24D-0078-BS	6/28/2024	collected	
24D-0078-CS	6/28/2024	collected	
24D-0194-AS	6/28/2024	collected	
24D-0194-BS	6/28/2024	collected	
24D-0194-CS	6/28/2024	collected	
24D-0196-AS	6/28/2024	collected	
24D-0196-BS	6/28/2024	collected	No VOCs
24D-0198-AS	6/28/2024	collected	
24D-0198-BS	6/28/2024	collected	
24D-0200-AS	6/28/2024	collected	
24D-0200-BS	6/28/2024	collected	
24D-0201-AS	6/28/2024	collected	
24D-0201-BS	6/28/2024	collected	

QC Samples Collected		
24D-0198-AD	6/28/2024	
24D-0200-AS	6/28/2024	
24D-PE-PCB06	6/28/2024	
R04222402-31	6/28/2024	
R04222404-97	6/28/2024	
R04222404-78	6/28/2024	
R04222402-41	6/28/2024	

Overall Progress Update			
Number of Starting Samples	652		
Number of Samples eliminated	116		
Subtotal Samples Needed (To Date)	536		
Subtotal Samples Collected	337		
Subtotal Samples Remaining	199		
Number of Starting Sample Locations	217		
Number of Sample Locations Collected	151		
Number of Sample Locations Eliminated	1		
Number of Sample Locations Remaining	66		
QC samples needed TOTAL	27	QC samples collected to date	QC samples remaining
Duplicates	27	17	10
MS/MSDs	27	25	2
PE PCB Cong	8	2	6
PE PCDD/F	8	2	6
PE VOCs	27	17	10
PE SVOC	27	17	10
PE TAL Metals	27	17	10
Equipment Blanks	9	6	3

Upcoming Plans:

1) **Personnel:**
    a. **Monday 7/1/24:**
        i. **Boat team (sample): Steve & Walter**
        ii. **Land team (sample): Bill, Silas, Josie**
    b. **Tuesday 7/2/24: NO SAMPLING**
        i. **Land team (flag): Bill, Silas**
    c. **Wednesday 7/3/24: NO SAMPLING**
        i. **Land team (flag): Bill, Victoria**
2) **Activity projection for week of 7/1/24:**
    a. **Monday 7/1/24:**
        i. **Boat team:**
            1. **Sample locations 0086—0090**
        ii. **Land team:**
            1. **Sample locations 0202, 0203, 0208, 0209, 0210**
    b. **Tuesday 7/2/24:**
        i. **Flag the remainder of the Braided channel, begin reflagging locations 0033-0048 to correct Table 1 coordinates**
        i. **Re-flagging: 0152-0167 to the correct Table 1 coordinates**

Deviations from Approved Plan and NCR ID

N/A

Recorded by

Tianzhen Nie

Time On / Off Site

Sampling Team: 0630/1600

Trailer Team: 0830/1700

Daily Summary Report
Lower Neponset River Superfund Site
Remedial Investigation/Feasibility Study
Project No. 60703400

Date: 7/1/24	

Personnel on Site / Affiliation (if not AECOM) / Role

Victoria Masucci – Trailer
Silas Bucco—Sample collection land
Bill Abrahams-Dematte – Sample collection land
Josie Lynch – Sample collection land
Walter McKenna—Sample collection boat
Steve Howe – Sample collection boat
Jacob Hallam—TG&B

Visitors to Site (Name / Affiliation / Activity)

Encounters with Public (describe time, location, etc.)

N/A

Work Completed (Samples collected and Shipped)

Sampling progress:

7/1/2024		
Locations Collected		**Accessed Via**
24D-0086	7/1/2024	Boat
24D-0087	7/1/2024	Boat
24D-0088	7/1/2024	Boat
24D-0089	7/1/2024	Boat
24D-0202	7/1/2024	Land
24D-0203	7/1/2024	Land
24D-0210	7/1/2024	Land
24D-0213	7/1/2024	Land
24D-0212	7/1/2024	Land
24D-0211	7/1/2024	Land

Primary Samples Collected			
24D-0086-AS	7/1/2024	collected	
24D-0086-BS	7/1/2024	collected	
24D-0086-CS	7/1/2024	collected	PCB/DDF bottle only collected. Refusal at 2.1 ft on cobble and gravel
24D-0087-AS	7/1/2024	collected	
24D-0087-BS	7/1/2024	collected	
24D-0087-CS	7/1/2024	collected	PCB/DDF bottle only collected. Refusal at 2.2 ft on cobble and gravel
24D-0088-AS	7/1/2024	collected	
24D-0088-BS	7/1/2024	collected	
24D-0088-CS	7/1/2024	collected	
24D-0089-AS	7/1/2024	collected	
24D-0089-BS	7/1/2024	collected	
24D-0202-AS	7/1/2024	collected	
24D-0203-AS	7/1/2024	collected	
24D-0203-BS	7/1/2024	collected	
24D-0203-CS	7/1/2024	collected	
24D-0210-AS	7/1/2024	collected	
24D-0211-AS	7/1/2024	collected	
24D-0212-AS	7/1/2024	collected	
24D-0212-BS	7/1/2024	collected	
24D-0213-AS	7/1/2024	collected	

QC Samples Collected	
24D-0211-AD	7/1/2024
24D-PE-PCB07	7/1/2024
R04222402-32	7/1/2024
R04222404-98	7/1/2024
R04222402-42	7/1/2024

Overall Progress Update			
Number of Starting Samples	652		
Number of Samples eliminated	125		
Subtotal Samples Needed (To Da	527		
Subtotal Samples Collected	357		
Subtotal Samples Remaining	170		
Number of Starting Sample Locati	217		
Number of Sample Locations Coll	161		
Number of Sample Locations Elim	1		
Number of Sample Locations Ren	56		
QC samples needed TOTAL	26	QC samples colle	QC samples remaining
Duplicates	26	18	8
MS/MSDs	26	25	1
PE PCB Cong	8	2	6
PE PCDD/F	8	2	6
PE VOCs	26	17	9
PE SVOC	26	17	9
PE TAL Metals	26	17	9
Equipment Blanks	9	6	3

Upcoming Plans:

1) **Personnel:**
    a. **Monday 7/1/24:**
        i. **Boat team (sample): Walter & Steve**
        ii. **Land team (sample): Bill, Silas, Josie**
    b. **Tuesday 7/2/24: NO SAMPLING**
        i. **Land team (flag): Bill, Silas**
    c. **Wednesday 7/3/24: NO SAMPLING**
        i. **Land team (flag): Bill, Josie**
2) **Activity projection from 7/1/24—7/3/24:**
    a. **Monday 7/1/24:**
        i. **Boat team:**
            1. **Finish flagging the approved Braided channel locations between 0075-0097**
            2. **Sample locations 0086—0089**
        ii. **Land team:**
            1. **Sample locations 0202 & 0203, 0210 – 0213**
    b. **Tuesday 7/2/24:**
        i. **Re-flagging:**
            1. **Reflag locations 0033-0048, 0152-0167 to the correct Table 1 coordinates**
    c. **Wednesday 7/3/24:**
        i. **Contingency day to finish reflagging**
    d. **The goal is to finish all flagging/reflagging work by 7/3/24, and begin running two sampling teams full-time beginning on 7/8/24 through the end of the event. Projected event end date is 7/15/24 or 7/16/24.**

Deviations from Approved Plan and NCR ID

N/A

Recorded by

Victoria Masucci

Time On / Off Site

Sampling Team: 0630/1600

Trailer Team: 0930/1645

Daily Summary Report
Lower Neponset River Superfund Site
Remedial Investigation/Feasibility Study
Project No. 60703400

Date: 7/8/24	

Personnel on Site / Affiliation (if not AECOM) / Role

Tianzhen Nie—Trailer lead
Hannah Brumby—Trailer
Silas Bucco—Flagging
Steve Howe—Sample Collection land
Bill Abrahams-Dematte--Flagging
Walter McKenna—Mussel monitoring
Sean Maxwell—Mussel monitoring
Josie Lynch—Sample collection boat
Jacob Hallam—TG&B

Visitors to Site (Name / Affiliation / Activity)

Encounters with Public (describe time, location, etc.)

N/A

Work Completed (Samples collected and Shipped)

Sampling progress:

7/8/2024			
Locations Collected		**Accessed Via**	
24D-0090	7/8/2024	Boat	
24D-0091	7/8/2024	Boat	
24D-0092	7/8/2024	Boat	
24D-0079	7/8/2024	Land	
24D-0080	7/8/2024	Land	
24D-0089	7/8/2024	Boat	(CS sample only)

Primary Samples Collected		
24D-0079-AS	7/8/2024	collected
24D-0079-BS	7/8/2024	collected
24D-0079-CS	7/8/2024	collected
24D-0080-AS	7/8/2024	collected
24D-0080-BS	7/8/2024	collected
24D-0080-CS	7/8/2024	collected
24D-0081-AS	7/8/2024	collected
24D-0081-BS	7/8/2024	collected
24D-0081-CS	7/8/2024	collected
24D-0089-CS	7/8/2024	collected
24D-0090-AS	7/8/2024	collected
24D-0090-BS	7/8/2024	collected
24D-0090-CS	7/8/2024	collected
24D-0091-AS	7/8/2024	collected
24D-0091-BS	7/8/2024	collected
24D-0092-AS	7/8/2024	collected
24D-0092-BS	7/8/2024	collected

QC Samples Collected	
24D-0090-AD	7/8/2024
24D-0092-AD	7/8/2024

Overall Progress Update	
Number of Starting Samples	652
Number of Samples eliminated	127
Subtotal Samples Needed (To Da	525
Subtotal Samples Collected	374
Subtotal Samples Remaining	151
Number of Starting Sample Locat	217
Number of Sample Locations Coll	166
Number of Sample Locations Elin	1
Number of Sample Locations Rer	51

QC samples needed TOTAL	26	QC samples colle	QC samples remaining
Duplicates	26	20	6
MS/MSDs	26	25	1
PE PCB Cong	8	2	6
PE PCDD/F	8	2	6
PE VOCs	26	16	10
PE SVOC	26	16	10
PE TAL Metals	26	16	10
Equipment Blanks	9	6	3

Upcoming Plans:

1) **Tuesday 7/9/24:**
    a. **Boat Team: Steve Howe, Josie Lynch**
        i. **Sample locations: 0093-0096**

b. **Land Team: Bill A-D, Silas Bucco** i. **Sample locations: 0082-0085**
Deviations from Approved Plan and NCR ID N/A
Recorded by Tianzhen Nie
Time On / Off Site Sampling Team: 0630/1600 Trailer Team: 1000/1800

Daily Summary Report
Lower Neponset River Superfund Site
Remedial Investigation/Feasibility Study
Project No. 60703400

Date: 7/9/24	

Personnel on Site / Affiliation (if not AECOM) / Role

Tianzhen Nie—Trailer lead
Victoria Masucci—Trailer
Silas Bucco—Sample collection land
Steve Howe—Sample Collection boat
Bill Abrahams-Dematte—Sample collection land
Walter McKenna—Mussel monitoring
Sean Maxwell—Mussel monitoring
Josie Lynch—Sample collection boat
Connor Torpey—TG&B

Visitors to Site (Name / Affiliation / Activity)

Encounters with Public (describe time, location, etc.)

N/A

Work Completed (Samples collected and Shipped)

Sampling progress:

7/9/2024		
Locations Collected		**Accessed Via**
24D-0082	7/9/2024	Land
24D-0083	7/9/2024	Land
24D-0084	7/9/2024	Land
24D-0085	7/9/2024	Land
24D-0044	7/9/2024	Boat
24D-0045	7/9/2024	Boat
24D-0046	7/9/2024	Boat
24D-0047	7/9/2024	Boat
24D-0048	7/9/2024	Boat
Primary Samples Collected		
24D-0044-AS	7/9/2024	collected
24D-0044-BS	7/9/2024	collected
24D-0044-CS	7/9/2024	collected
24D-0045-AS	7/9/2024	collected
24D-0046-AS	7/9/2024	collected
24D-0046-BS	7/9/2024	collected
24D-0047-AS	7/9/2024	collected
24D-0048-AS	7/9/2024	collected
24D-0082-AS	7/9/2024	collected
24D-0082-BS	7/9/2024	collected
24D-0082-CS	7/9/2024	collected
24D-0083-AS	7/9/2024	collected
24D-0083-BS	7/9/2024	collected
24D-0084-AS	7/9/2024	collected
24D-0084-BS	7/9/2024	collected
24D-0084-CS	7/9/2024	collected
24D-0085-AS	7/9/2024	collected
24D-0085-BS	7/9/2024	collected
24D-0085-CS	7/9/2024	collected

QC Samples Collected			
24D-0083-AD	7/9/2024		
24D-0083-BD	7/9/2024		
24D-0709-XR	7/9/2024		
Overall Progress Update			
Number of Starting Samples	652		
Number of Samples eliminated	134		
Subtotal Samples Needed (To Da	518		
Subtotal Samples Collected	394		
Subtotal Samples Remaining	124		
Number of Starting Sample Locat	217		
Number of Sample Locations Coll	176		
Number of Sample Locations Elin	1		
Number of Sample Locations Rer	41		
QC samples needed TOTAL	26	QC samples colle	QC samples remaining
Duplicates	26	22	4
MS/MSDs	26	25	1
PE PCB Cong	8	2	6
PE PCDD/F	8	2	6
PE VOCs	26	16	10
PE SVOC	26	16	10
PE TAL Metals	26	16	10
Equipment Blanks	9	6	3

<u>Upcoming Plans:</u>

1) **Wednesday 7/10/24:**

a. **Flagging Team: Bill A-D, Silas Bucco**
    i. **Bill and Silas flag locations 0098-0101 on 0 Truman Parkway beginning at 8 am**
    ii. **If time, will sample locations 0208, 0209, 0211**
b. **Sampling Team: Walter McKenna, Steve Howe, Josie Lynch**
    i. **Begin Sampling locations 0098-0101 after Bill & Silas flag locations**

2) **Thursday 7/11/24:**
    a. **Boat team: Steve Howe, Walter McKenna**
        i. **Sample location 0043, 0152-0155**
    b. **Land Team: Bill A-D, Silas Bucco**
        i. **Sample location 0033-0036**

Deviations from Approved Plan and NCR ID

N/A

Recorded by

Tianzhen Nie

Time On / Off Site

Sampling Team: 0630/1530

Trailer Team: 0830/1730

Daily Summary Report
Lower Neponset River Superfund Site
Remedial Investigation/Feasibility Study
Project No. 60703400

Date: 7/10/24	

Personnel on Site / Affiliation (if not AECOM) / Role

Tianzhen Nie—Trailer lead
Hannah Brumby—Trailer
Silas Bucco—Sample collection
Steve Howe—Sample Collection
Bill Abrahams-Dematte—Sample collection
Walter McKenna—Sample collection
Josie Lynch—Sample collection
Rick Purdy—SSHO

Visitors to Site (Name / Affiliation / Activity)

Tristan Pluta—EPA
Natalie Burgo—EPA

Encounters with Public (describe time, location, etc.)

N/A

Work Completed (Samples collected and Shipped)

Mussel monitoring (checks) is required in three rounds at approximately 14, 30, and 60 days after deployment. The first round of checks proceeded for a full day on Monday 7/8/24 and a ¾ day on Tuesday 7/9/24. Weather was hot and humid (highs in the mid 90's).
Objectives for mussel monitoring and basic procedure are summarized below. A datasheet was filled for each mussel cage set (2 cages or 4 for a duplicate set) that includes environmental conditions such as water depth, water velocity, water quality, and notes on ecological observations (vegetation, animals, animal sign). We noted the number of alive and dead mussels. We also noted details on the cage configurations and condition.

Objectives

- Verify cages are firmly planted and structurally intact without debris or other potential issues
- Verify mussel habitat (substrate in cage, water level, etc.) is still viable.
- Verify mussels are alive.
- Monitor water quality parameters.

Procedure

- Inspect for vandalism and any damage from environmental factors.

- Open and inspect the cage and mussels while minimizing disturbance to the mussels as much as feasible using an underwater viewing tube and borescope inspection camera. If water clarity is low, then lift the cages near the surface to inspect. Mussels that are dead will be slightly open, but will not close when disturbed.

Results

- We completed all 3 QAPP monitoring obligations for mussel monitoring: 1-assess mortality of shellfish, 2-remove debris from around cages, and 3-monitor water quality parameters.
- All mussels were alive. Many were observed feeding before disturbing the cages for monitoring purposes.
- All cages were located where we placed them except for one. One cage in set #4 could not be located. It was apparent that it had moved, but the disposition is unknown. As designed, sufficient tissue mass should be available from one cage.

Soil Sampling progress:

7/10/2024		
Locations Collected		**Accessed Via**
24D-0098	7/10/2024	Land
24D-0099	7/10/2024	Land
24D-0100	7/10/2024	Land
24D-0101	7/10/2024	Land
24D-0208	7/10/2024	Land
24D-0209	7/10/2024	Land
24D-0214	7/10/2024	Land
24D-0033	7/10/2024	Land
Primary Samples Collected		
24D-0033-AS	7/10/2024	collected
24D-0033-BS	7/10/2024	collected
24D-0098-AS	7/10/2024	collected
24D-0099-AS	7/10/2024	collected
24D-0100-AS	7/10/2024	collected
24D-0101-AS	7/10/2024	collected
24D-0208-AS	7/10/2024	collected
24D-0208-BS	7/10/2024	collected
24D-0208-CS	7/10/2024	collected
24D-0209-AS	7/10/2024	collected
24D-0209-BS	7/10/2024	collected
24D-0214-AS	7/10/2024	collected
24D-0214-BS	7/10/2024	collected

QC Samples Collected				
24D-0100-AD	7/10/2024			
Overall Progress Update				
Number of Starting Samples	652			
Number of Samples eliminated	145			
Subtotal Samples Needed (To Da	507			
Subtotal Samples Collected	407			
Subtotal Samples Remaining	100			
Number of Starting Sample Locat	217			
Number of Sample Locations Coll	184			
Number of Sample Locations Elin	1			
Number of Sample Locations Rer	33			
QC samples needed TOTAL	25	QC samples colle	QC samples remaining	
Duplicates	25	23	2	
MS/MSDs	25	25	0	
PE PCB Cong	8	2	6	
PE PCDD/F	8	2	6	
PE VOCs	25	16	9	
PE SVOC	25	16	9	
PE TAL Metals	25	16	9	
Equipment Blanks	9	6	3	

<u>Upcoming Plans:</u>

1) **Thursday 7/11/24:**
    a. **Boat team: Steve Howe, Walter McKenna**
        i. **Sample location 0042-0043, 0152-0155**
    b. **Land Team: Bill A-D, Silas Bucco**

i. **Sample location 0093-0096**

2) **Friday 7/12/24:**
   a. **Boat team: Steve Howe, Silas Bucco**
      i. **Sample locations 0156-0160**
   b. **Flagging: Bill A-D:**
      i. **Flag 3 replacement locations, input information into flagging spreadsheet**

Deviations from Approved Plan and NCR ID

N/A

Recorded by

Tianzhen Nie

Time On / Off Site

Sampling Team: 0630/1530

Trailer Team: 0830/1730

Daily Summary Report
Lower Neponset River Superfund Site
Remedial Investigation/Feasibility Study
Project No. 60703400

Date: 7/11/24	
Personnel on Site / Affiliation (if not AECOM) / Role Tianzhen Nie—Trailer lead Silas Bucco—Sample collection Steve Howe—Sample Collection boat Bill Abrahams-Dematte—Sample collection Walter McKenna—Sample collection boat Rick Purdy—SSHO	
Visitors to Site (Name / Affiliation / Activity) Don Dwight—AECOM EPA Contract Manager site visit Andrew Paynter—AECOM Safety officer site visit Misty Craven—AECOM Safety officer site visit	
Encounters with Public (describe time, location, etc.) N/A	
Work Completed (Samples collected and Shipped) **Sampling progress:**	

7/11/2024			
Locations Collected		**Accessed Via**	
24D-0042	7/11/2024	Boat	
24D-0043	7/11/2024	Boat	
24D-0153	7/11/2024	Boat	
24D-0154	7/11/2024	Boat	
23D-0093	7/11/2024	Land	
23D-0094	7/11/2024	Land	
24D-0095	7/11/2024	Land	
24D-0096	7/11/2024	Land	
Primary Samples Collected			
24D-0042-AS	7/11/2024	collected	
24D-0042-BS	7/11/2024	collected	
24D-0042-CS	7/11/2024	collected	
24D-0043-AS	7/11/2024	collected	
24D-0043-BS	7/11/2024	collected	
24D-0043-CS	7/11/2024	collected	
24D-0093-AS	7/11/2024	collected	
24D-0094-AS	7/11/2024	collected	
24D-0094-BS	7/11/2024	collected	
24D-0094-CS	7/11/2024	collected	
24D-0095-AS	7/11/2024	collected	
24D-0095-BS	7/11/2024	collected	
24D-0096-AS	7/11/2024	collected	
24D-0096-BS	7/11/2024	collected	
24D-0096-CS	7/11/2024	collected	
24D-0153-AS	7/11/2024	collected	
24D-0153-BS	7/11/2024	collected	PCB and Metals jars only
24D-0154-AS	7/11/2024	collected	
24D-0154-BS	7/11/2024	collected	

QC Samples Collected			
R04222403-60	7/11/2024		
R04222404-99	7/11/2024		
R04222404-80	7/11/2024		
R04222401-4	7/11/2024		
R04222402-43	7/11/2024		
Overall Progress Update			
Number of Starting Samples	652		
Number of Samples eliminated	150		
Subtotal Samples Needed (To Date)	502		
Subtotal Samples Collected	435		
Subtotal Samples Remaining	67		
Number of Starting Sample Locations	217		
Number of Sample Locations Collected	195		
Number of Sample Locations Eliminated	1		
Number of Sample Locations Remaining	22		
QC samples needed TOTAL	25	QC samples colle	QC samples remaining
Duplicates	25	24	1
MS/MSDs	25	25	0
PE PCB Cong	8	2	6
PE PCDD/F	8	2	6
PE VOCs	25	21	4
PE SVOC	25	21	4
PE TAL Metals	25	21	4
Equipment Blanks	9	7	2

Upcoming Plans:

1. **Friday 7/12/24:**
    a. **Boat team: Steve Howe, Silas Bucco**
        i. **Sample locations 0156-0160**
    b. **Flagging: Bill A-D:**
        i. **Flag 3 replacement locations, input information into flagging spreadsheet**

Deviations from Approved Plan and NCR ID N/A
Recorded by Tianzhen Nie
Time On / Off Site Sampling Team: 0630/1530 Trailer Team: 0730/1730

Daily Summary Report
Lower Neponset River Superfund Site
Remedial Investigation/Feasibility Study
Project No. 60703400

Date: 7/12/24

Personnel on Site / Affiliation (if not AECOM) / Role

Tianzhen Nie—Trailer lead
Victoria Masucci—Trailer
Silas Bucco—Sample collection boat
Steve Howe—Sample Collection boat
Bill Abrahams-Dematte—Flagging

Visitors to Site (Name / Affiliation / Activity)

N/A

Encounters with Public (describe time, location, etc.)

N/A

Work Completed (Samples collected and Shipped)

Sampling progress:

7/12/2024		
Locations Collected		**Accessed Via**
24D-0155	7/12/2024	Boat
24D-0156	7/12/2024	Boat
24D-0157	7/12/2024	Boat
24D-0158	7/12/2024	Boat
24D-0159	7/12/2024	Boat
Primary Samples Collected		
24D-0155-AS	7/12/2024	collected
24D-0155-BS	7/12/2024	collected
24D-0155-CS	7/12/2024	collected
24D-0156-AS	7/12/2024	collected
24D-0156-BS	7/12/2024	collected
24D-0156-CS	7/12/2024	collected
24D-0157-AS	7/12/2024	collected
24D-0157-BS	7/12/2024	collected
24D-0157-CS	7/12/2024	collected
24D-0158-AS	7/12/2024	collected
24D-0158-BS	7/12/2024	collected
24D-0159-AS	7/12/2024	collected

QC Samples Collected			
24D-0155-AD	7/12/2024		
24D-PE-PCB08	7/12/2024		
R04222402-33	7/12/2024		
R0422404-100	7/12/2024		
R04222405-103	7/12/2024		
R04222402-44	7/12/2024		
Overall Progress Update			
Number of Starting Samples	652		
Number of Samples eliminated	153		
Subtotal Samples Needed (To Da	499		
Subtotal Samples Collected	438		
Subtotal Samples Remaining	61		
Number of Starting Sample Locat	217		
Number of Sample Locations Coll	197		
Number of Sample Locations Elin	1		
Number of Sample Locations Ren	20		
QC samples needed TOTAL	25	QC samples colle	QC samples remaining
Duplicates	25	24	1
MS/MSDs	25	25	0
PE PCB Cong	8	2	6
PE PCDD/F	8	2	6
PE VOCs	25	19	6
PE SVOC	25	19	6
PE TAL Metals	25	19	6
Equipment Blanks	9	7	2

Upcoming Plans:

1. **Monday 7/15/24:**
    a. **Boat team: Steve Howe, Walter McKenna**
        i. **Sample locations 0160-0164**
    b. **Land team: Bill A-D, Silas Bucco, Josie Lynch**
        i. **Sample locations 0034-0038**

Deviations from Approved Plan and NCR ID

N/A

Recorded by

Tianzhen Nie

Time On / Off Site

Sampling Team: 0630/1600

Trailer Team: 0830/630

Daily Summary Report
Lower Neponset River Superfund Site
Remedial Investigation/Feasibility Study
Project No. 60703400

Date: 7/15/24	
Personnel on Site / Affiliation (if not AECOM) / Role Tianzhen Nie—Trailer lead Megan Gibbons—Trailer Silas Bucco—Sample collection land Josie Lynch—Sample Collection Land Steve Howe—Sample Collection boat Walter McKenna—Sample collection boat Bill Abrahams-Dematte—Sample collection land Connor Torpey —TG&B	
Visitors to Site (Name / Affiliation / Activity) N/A	
Encounters with Public (describe time, location, etc.) N/A	
Work Completed (Samples collected and Shipped) **Sampling progress:**	

7/15/2024		
Locations Collected		**Accessed Via**
24D-0152	7/15/2024	Boat
24D-0160	7/15/2024	Boat
24D-0161	7/15/2024	Boat
24D-0162	7/15/2024	Boat
24D-0034	7/15/2024	Land
24D-0035	7/15/2024	Land
24D-0036	7/15/2024	Land
24D-0037	7/15/2024	Land
24D-0038	7/15/2024	Land
Primary Samples Collected		
24D-0034-AS	7/15/2024	collected
24D-0035-AS	7/15/2024	collected
24D-0036-AS	7/15/2024	collected
24D-0036-BS	7/15/2024	collected
24D-0036-CS	7/15/2024	collected
24D-0037-AS	7/15/2024	collected
24D-0037-BS	7/15/2024	collected
24D-0038-AS	7/15/2024	collected
24D-0038-BS	7/15/2024	collected
24D-0038-CS	7/15/2024	collected
24D-0152-AS	7/15/2024	collected
24D-0152-BS	7/15/2024	collected
24D-0152-CS	7/15/2024	collected
24D-0160-AS	7/15/2024	collected
24D-0160-BS	7/15/2024	collected
24D-0160-CS	7/15/2024	collected
24D-0161-AS	7/15/2024	collected
24D-0161-BS	7/15/2024	collected
24D-0162-AS	7/15/2024	collected
24D-0162-BS	7/15/2024	collected

QC Samples Collected			
24D-0036-AD	7/15/2024		
24D-0160-AD	7/15/2024		
R04222402-34	7/15/2024		
R04222402-35	7/15/2024		
R04222402-36	7/15/2024		
R04222405-112	7/15/2024		
R04222405-113	7/15/2024		
R04222405-114	7/15/2024		
R04222405-101	7/15/2024		
R04222405-102	7/15/2024		
R04222405-104	7/15/2024		
R04222404-89	7/15/2024		
R04222404-90	7/15/2024		
R04222404-91	7/15/2024		
Overall Progress Update			
Number of Starting Samples	652		
Number of Samples eliminated	160		
Subtotal Samples Needed (To Date)	492		
Subtotal Samples Collected	458		
Subtotal Samples Remaining	34		
Number of Starting Sample Locations	217		
Number of Sample Locations Collected	206		
Number of Sample Locations Eliminated	1		
Number of Sample Locations Remaining	11		
QC samples needed TOTAL	25	QC samples colle	QC samples remaining
Duplicates	25	26	-1
MS/MSDs	25	25	0
PE PCB Cong	8	2	6
PE PCDD/F	8	2	6
PE VOCs	25	22	3
PE SVOC	25	22	3
PE TAL Metals	25	22	3
Equipment Blanks	9	7	2

Upcoming Plans:

1. **Tuesday 7/16/24:**
    a. **Boat team: Steve Howe, Walter McKenna**
        i. **Sample locations 0163-0167**
    b. **Land team: Bill A-D, Silas Bucco, Josie Lynch**
        i. **Sample locations 0039-0041, land replacement location**
2. **Wednesday 7/17/24:**
    a. **One team only: Walter & Steve**
        i. **Sample two replacement wading locations**

Deviations from Approved Plan and NCR ID

N/A

Recorded by

Tianzhen Nie

Time On / Off Site

Sampling Team: 0630/1600

Trailer Team: 0930/1730

Daily Summary Report
Lower Neponset River Superfund Site
Remedial Investigation/Feasibility Study
Project No. 60703400

Date: 7/16/24	
Personnel on Site / Affiliation (if not AECOM) / Role Tianzhen Nie—Trailer lead Rick Purdy—SSHO Silas Bucco—Sample collection land Josie Lynch—Sample Collection Land Steve Howe—Sample Collection boat Walter McKenna—Sample collection boat Bill Abrahams-Dematte—Sample collection land Jacob Hallam —TG&B	
Visitors to Site (Name / Affiliation / Activity) N/A	
Encounters with Public (describe time, location, etc.) N/A	
Work Completed (Samples collected and Shipped) **Sampling progress:**	

7/16/2024				
Locations Collected		**Accessed Via**		
24D-0163	7/16/2024	Boat		
24D-0164	7/16/2024	Boat		
24D-0165	7/16/2024	Boat		
24D-0166	7/16/2024	Boat		
24D-0167	7/16/2024	Boat		
24D-0039	7/16/2024	Land		
24D-0040	7/16/2024	Land		
24D-0041	7/16/2024	Land		
Primary Samples Collected				
24D-0039-AS	7/16/2024	collected		
24D-0039-BS	7/16/2024	collected	Only PCB	
24D-0040-AS	7/16/2024	collected		
24D-0041-AS	7/16/2024	collected		
24D-0163-AS	7/16/2024	collected		
24D-0164-AS	7/16/2024	collected		
24D-0164-BS	7/16/2024	collected		
24D-0164-CS	7/16/2024	collected		
24D-0165-AS	7/16/2024	collected		
24D-0165-BS	7/16/2024	collected	PCBs, Metals, SVOC jars filled only	
24D-0166-AS	7/16/2024	collected		
24D-0166-BS	7/16/2024	collected		
24D-0166-CS	7/16/2024	collected		
24D-0167-AS	7/16/2024	collected		
24D-0167-BS	7/16/2024	collected		

QC Samples Collected				
R04222402-37	7/16/2024			
R04222402-38	7/16/2024			
R04222402-47	7/16/2024			
R04222405-116	7/16/2024			
R04222405-105	7/16/2024			
R04222406-118	7/16/2024			
R04222404-92	7/16/2024			
R04222404-93	7/16/2024			
24D-0716-XR	7/16/2024			
Overall Progress Update				
Number of Starting Samples	652			
Number of Samples eliminated	169			
Subtotal Samples Needed (To Date)	483			
Subtotal Samples Collected	473			
Subtotal Samples Remaining	10			
Number of Starting Sample Locations	217			
Number of Sample Locations Collected	214			
Number of Sample Locations Eliminated	1			
Number of Sample Locations Remaining	3			
QC samples needed TOTAL	24	QC samples colle	QC samples remaining	
Duplicates	24	26	-2	
MS/MSDs	24	25	-1	
PE PCB Cong	8	2	6	
PE PCDD/F	8	2	6	
PE VOCs	24	24	0	
PE SVOC	24	24	0	
PE TAL Metals	24	24	0	
Equipment Blanks	9	7	2	

Upcoming Plans:

1. **Wednesday 7/17/24:**
    a. **Sampling team: Steve Howe, Walter McKenna, Silas Bucco**
    b. **Collect samples from locations 0218-0220 along RM 1.6-1.7 via wading.**

Deviations from Approved Plan and NCR ID N/A
Recorded by Tianzhen Nie
Time On / Off Site Sampling Team: 0630/1600 Trailer Team: 0930/1730

Daily Summary Report
Lower Neponset River Superfund Site
Remedial Investigation/Feasibility Study
Project No. 60703400

Date: 7/17/24

Personnel on Site / Affiliation (if not AECOM) / Role

Tianzhen Nie—Trailer lead
Silas Bucco—Sample collection
Steve Howe—Sample Collection
Walter McKenna—Sample collection
Bill Abrahams-Dematte—Trailer

Visitors to Site (Name / Affiliation / Activity)

N/A

Encounters with Public (describe time, location, etc.)

N/A

Work Completed (Samples collected and Shipped)

Sampling progress:

7/17/2024		
Locations Collected		**Accessed Via**
24D-0218	7/17/2024	Land
24D-0219	7/17/2024	Land
Primary Samples Collected		
24D-0218-AS	7/17/2024	collected
24D-0218-BS	7/17/2024	collected
24D-0218-CS	7/17/2024	collected
24D-0219-AS	7/17/2024	collected
24D-0219-BS	7/17/2024	collected

QC Samples Collected	
R04222406-126	7/17/2024
R04222406-123	7/17/2024
R04222406-124	7/17/2024
R04222406-125	7/17/2024
R04222404-94	7/17/2024
R04222404-95	7/17/2024
R04222405-107	7/17/2024
R04222405-108	7/17/2024
R04222405-109	7/17/2024
R04222405-110	7/17/2024
R04222405-111	7/17/2024
R04222402-45	7/17/2024
R04222403-68	7/17/2024
R07252303-5	7/17/2024
R07252303-6	7/17/2024
R07252303-7	7/17/2024
R07252303-8	7/17/2024
R04222403-66	7/17/2024

Overall Progress Update			
Number of Starting Samples	658		
Number of Samples eliminated	179		
Subtotal Samples Needed (To Date)	479		
Subtotal Samples Collected	479		
Subtotal Samples Remaining			
Number of Starting Sample Locations	219		
Number of Sample Locations Collected	216		
Number of Sample Locations Eliminated	3		
Number of Sample Locations Remaining			
QC samples needed TOTAL	24	QC samples colle	QC samples remaining
Duplicates	24	26	-2
MS/MSDs	24	25	-1
PE PCB Cong	8	2	6
PE PCDD/F	8	2	6
PE VOCs	24	24	0
PE SVOC	24	24	0
PE TAL Metals	24	24	0
Equipment Blanks	9	7	2

Deviations from Approved Plan and NCR ID

N/A

Recorded by

Tianzhen Nie

Time On / Off Site

Sampling Team: 0630/1300

Trailer Team: 0930/1500

Daily Summary Report
Lower Neponset River Superfund Site
Remedial Investigation/Feasibility Study
Project No. 60703400

Date: 9/16/24	

Personnel on Site / Affiliation (if not AECOM) / Role

Maddy Fasca—Trailer lead
Tianzhen Nie—Trailer support
Lilly Taylor—Trailer support
Steve Howe—Sediment sampling lead
Paula Winchell—Sediment sampling lead
Josie Lynch—Sediment sampling support
Rick Purdy—SSHO

Visitors to Site (Name / Affiliation / Activity)

N/A

Encounters with Public (describe time, location, etc.)

N/A

Work Completed (Samples collected and Shipped)

Sampling progress:

	A	B	C	D
	9/16/2024			
	Locations Collected		**Accessed Via**	
	24A-0077	9/16/2024	Land	
	Primary Samples Collected			
	24A-0077-AS	9/16/2024	collected	
	24A-0077-BS	9/16/2024	collected	
	24A-0077-CS	9/16/2024	collected	Refusal at 3.5 feet due to cobbles

Overall Progress Update			
Number of Starting Samples	312		
Number of Samples eliminated			
Subtotal Samples Needed (To Date)	312		
Subtotal Samples Collected	3		
Subtotal Samples Remaining	309		
Number of Starting Sample Locations	168		
Number of Sample Locations Collected	1		
Number of Sample Locations Eliminated			
Number of Sample Locations Remaining	167		
QC samples needed TOTAL	16	QC samples colle	QC samples remaining
Duplicates	16		16
MS/MSDs	16		16
PE PCB Cong/PCDDF	8		8
PE VOCs	16		16
PE SVOC	16		16
PE TAL Metals	16		16
Equipment Blanks	8		8

Sampling Plan 09/17/24:

1. Sampling team will sample at locations 0054, 0052, 0046 in the Braided Channel

Deviations from Approved Plan and NCR ID

N/A

Recorded by

Tianzhen Nie/Maddy Fasca

Time On / Off Site

Sampling Team: 0800/1630

Trailer Team: 0800/1830

Daily Summary Report
Lower Neponset River Superfund Site
Remedial Investigation/Feasibility Study
Project No. 60703400

Date: 7/24/24	

Personnel on Site / Affiliation (if not AECOM) / Role
Walter McKenna—Mussel Checks
Sean Maxwell—Mussel Checks

Visitors to Site (Name / Affiliation / Activity)
N/A

Encounters with Public (describe time, location, etc.)
N/A

Work Completed (Samples collected and Shipped)

Mussel monitoring (checks) proceeds in three rounds at approximately 14, 30, and 60 days after deployment. The second round of checks proceeded for a full day on Wednesday 7/24/24. Weather was seasonably cool (70's) and cloudy with occasional drizzle. Sets were checked in the following order: 6, 5, 1, 4, 3, 7, 8, 9. They were checked via wading at access points along the river. Sets 6, 5, and 1 were accessed individually. Sets 4 and 3 were checked from a common access point. Sets 7, 8, and 9, were accessed by walking and wading a distance through the river.

Objectives for mussel monitoring and basic procedure are summarized below. A datasheet was filled for each mussel cage set (2 cages; or 4 for a duplicate set) that includes environmental conditions such as water depth, water velocity, water quality, and notes on ecological observations (vegetation, animals, animal sign). We noted the number of alive and dead mussels. We also noted details on the cage configurations and condition.

Objectives

- Verify cages are firmly planted and structurally intact without debris or other potential issues
- Verify mussel habitat (substrate in cage, water level, etc.) is still viable.
- Verify mussels are alive.
- Monitor water quality parameters.

Procedure

- Inspect for vandalism and any damage from environmental factors.
- Inspect the cage and mussels while minimizing disturbance to the mussels as much as feasible using an underwater viewing tube and borescope inspection camera. If water clarity is low, then lift the cages near the surface to inspect. Mussels that are dead will be slightly open, but will not close when disturbed.

Results/Observations

- We completed all 3 QAPP monitoring obligations for mussel monitoring: 1-assess mortality of shellfish, 2-remove debris from around cages, and 3-monitor water quality parameters.
- All mussels were alive. Many were observed feeding before disturbing the cages for monitoring purposes.
- All cages were located. The one cage in set #4 (Rep #1) that could not be located in the murky water was located and all of the mussels were alive. The cage was still firmly attached to the bottom but had slid deeper off of the bank. Lower water levels (0.5 to 0.75 feet lower) and lower turbidity helped us locate this cage.
- The lower water levels allowed us to observe the abundant wild mussel populations from the T&H dam down through the braided channel.

We also took pictures of the Walter Baker Dam at the current flow at the end of the day.

Deviations from Approved Plan and NCR ID

The distance between cages at Site 4 was greater than identified in QAPP Addendum 1 for the 2 replicates (10 meters) due to the soft substrate and steep bank at this location.
NCR ID: NC-20240918-01

Recorded by
Sean Maxwell

Time On / Off Site
Mussel Team: 0630/1730

Daily Summary Report
Lower Neponset River Superfund Site
Remedial Investigation/Feasibility Study
Project No. 60703400

Date: 8/19/24	

Personnel on Site / Affiliation (if not AECOM) / Role
Walter McKenna—Mussel Checks
Silas Bucco —Mussel Checks

Visitors to Site (Name / Affiliation / Activity)
N/A

Encounters with Public (describe time, location, etc.)
N/A

Work Completed (Samples collected and Shipped)

Mussel monitoring (checks) proceeds in three rounds at approximately 14, 30, and 60 days after deployment. The third round of checks proceeded for a full day on Monday 8/19/24. Weather was cloudy and in the 70s with some light rain. Sets were checked in the following order: 1, 3, 4, 5, 6,7 A, 7B, 8, 9. They were checked via wading at access points along the river. Sets 6, 5, and 1 were accessed individually. Sets 4 and 3 were checked from a common access point. Sets 7, 8, and 9, were accessed by walking and wading a distance through the river.

Objectives for mussel monitoring and basic procedure are summarized below. A datasheet was filled for each mussel cage set (2 cages; or 4 for a duplicate set) that includes environmental conditions such as water depth, water velocity, water quality, and notes on ecological observations (vegetation, animals, animal sign). We noted the number of alive and dead mussels. We also noted details on the cage configurations and condition.

Objectives

- Verify cages are firmly planted and structurally intact without debris or other potential issues
- Verify mussel habitat (substrate in cage, water level, etc.) is still viable.
- Verify mussels are alive.
- Monitor water quality parameters.

Procedure

- Inspect for vandalism and any damage from environmental factors.
- Inspect the cage and mussels while minimizing disturbance to the mussels as much as feasible using an underwater viewing tube and borescope inspection camera. If water clarity is low, then lift the cages near the surface to inspect. Mussels that are dead will be slightly open, but will not close when disturbed.

Results/Observations

- We completed all 3 QAPP monitoring obligations for mussel monitoring: 1-assess mortality of shellfish, 2-remove debris from around cages, and 3-monitor water quality parameters.
- All mussels were alive and appeared to be on good condition.
- No signs of vandalism were observed.
- New cleat was installed on Replicate #1 at Site 4.
- One cage at Site 7B had drifted somewhat due to slack in the line (Replicate #4).
- Minimal trash/debris observed on or in cages (observed material was removed).

Deviations from Approved Plan and NCR ID

N/A

Recorded by

Christine Archer (from field forms)

Time On / Off Site

Mussel Team: 0730/1520

Daily Summary Report
Lower Neponset River Superfund Site
Remedial Investigation/Feasibility Study
Project No. 60703400

Date: 9/12/24	

Personnel on Site / Affiliation (if not AECOM) / Role
Lilly Taylor—Mussel Checks
Taylor White—Mussel Checks

Visitors to Site (Name / Affiliation / Activity)
N/A

Encounters with Public (describe time, location, etc.)
N/A

Work Completed (Samples collected and Shipped)

This unplanned cage check was conducted on Thursday 9/12/24 to confirm that all mussels were underwater. Weather was sunny and in the 70s during this check.

Observations made by field staff on Tuesday 9/10/24 indicated that the water levels in the river had dropped since the last cage check on 8/19/24. Communications with Department of Conservation and Recreation staff (Bill Gode-von Aesch) indicated that the lower water levels were not the result of dam management activities. Therefore, it appeared that the change in water levels was due to weather conditions and significant rainfall was not predicted for another week. The purpose of this cage check was to assess the status of the mussels and cages and to move cages to deeper water nearby the original location if the water level did not cover the cages completely.

A datasheet was filled for each mussel cage set (2 cages per site; 4 for a duplicate set) that includes environmental conditions such as water depth, water velocity, water quality, and notes on ecological observations (vegetation, animals, animal sign). We noted the number of alive and dead mussels for cages that needed to be moved based on low water levels.

Objectives

- Assess whether mussels within cages are covered with water.
- Verify water level covers the top of the cage. Relocate cages if water level is below the top of the cage.
- Verify mussels are alive.
- Monitor water quality parameters.
- Verify there are no other obvious issues with cage conditions that could be a concern for mussel health.

Procedure

- Visually inspect cages to assess water levels are sufficient. Move cages to deeper water, if necessary.
- If cages are submerged, cages do not need to be accessed and no detailed mussel observations are needed.
- If cages need to be moved due to low water levels, inspect the cage and mussels while minimizing disturbance to the mussels as much as feasible. Mussels that are dead will be slightly open, but will not close when disturbed. Move the cage to the closest location with sufficient water to cover the cage.

Results/Observations

- All mussels were covered with water.
- Cages at sites 1, 3, 4, 5, and 7 B were submerged and did not need to be moved.
- Cages at sites 1, 3, and 4 were not opened.
- Cages at sites 6, 7A, 8, and 9 were re-located into deeper water.
- A single dead mussel was observed in Replicate #1 at site 6. All other mussels appeared to be alive and in good condition.

Deviations from Approved Plan and NCR ID

N/A

Recorded by

Christine Archer (from field forms)

Time On / Off Site

Mussel Team: 0830/1500

Daily Summary Report
Lower Neponset River Superfund Site
Remedial Investigation/Feasibility Study
Project No. 60703400

Date: 9/16/24	

Personnel on Site / Affiliation (if not AECOM) / Role

Maddy Fasca—Trailer lead
Tianzhen Nie—Trailer support
Lilly Taylor—Trailer support
Steve Howe—Sediment sampling lead
Paula Winchell—Sediment sampling lead
Josie Lynch—Sediment sampling support
Rick Purdy—SSHO

Visitors to Site (Name / Affiliation / Activity)

N/A

Encounters with Public (describe time, location, etc.)

N/A

Work Completed (Samples collected and Shipped)

Sampling progress:

	A	B	C	D
	9/16/2024			
	Locations Collected		**Accessed Via**	
	24A-0077	9/16/2024	Land	
	Primary Samples Collected			
	24A-0077-AS	9/16/2024	collected	
	24A-0077-BS	9/16/2024	collected	
	24A-0077-CS	9/16/2024	collected	Refusal at 3.5 feet due to cobbles

Overall Progress Update			
Number of Starting Samples	312		
Number of Samples eliminated			
Subtotal Samples Needed (To Date)	312		
Subtotal Samples Collected	3		
Subtotal Samples Remaining	309		
Number of Starting Sample Locations	168		
Number of Sample Locations Collected	1		
Number of Sample Locations Eliminated			
Number of Sample Locations Remaining	167		
QC samples needed TOTAL	16	QC samples colle	QC samples remaining
Duplicates	16		16
MS/MSDs	16		16
PE PCB Cong/PCDDF	8		8
PE VOCs	16		16
PE SVOC	16		16
PE TAL Metals	16		16
Equipment Blanks	8		8

Sampling Plan 09/17/24:

1. Sampling team will sample at locations 0054, 0052, 0046 in the Braided Channel

Deviations from Approved Plan and NCR ID

N/A

Recorded by

Tianzhen Nie/Maddy Fasca

Time On / Off Site

Sampling Team: 0800/1630

Trailer Team: 0800/1830

Daily Summary Report
Lower Neponset River Superfund Site
Remedial Investigation/Feasibility Study
Project No. 60703400

Date: 9/17/24

Personnel on Site / Affiliation (if not AECOM) / Role

Maddy Fasca—Trailer lead
Tianzhen Nie—Trailer support
Lilly Taylor—Trailer support
Steve Howe—Sediment sampling lead
Paula Winchell—Sediment sampling lead
Josie Lynch—Sediment sampling support
Rick Purdy—SSHO

Visitors to Site (Name / Affiliation / Activity)

N/A

Encounters with Public (describe time, location, etc.)

N/A

Work Completed (Samples collected and Shipped)

Sampling progress:

9/17/2024			
Locations Collected		Accessed Via	
24A-0052	9/17/2024	Land	
24A-0054	9/17/2024	Land	
Primary Samples Collected			
24A-0052-AS	9/17/2024	collected	
24A-0052-BS	9/17/2024	collected	
24A-0052-CS	9/17/2024	collected	Refusal on cobble. Max pen 3.5 ft
24A-0054-AS	9/17/2024	collected	
24A-0054-BS	9/17/2024	collected	
24A-0054-CS	9/17/2024	collected	Refusal on coarse gravel and cobbles. Max pen 1.9ft

QC Samples Collected	
24A-0052-AD	9/17/2024

Overall Progress Update			
Number of Starting Samples	312		
Number of Samples eliminated			
Subtotal Samples Needed (To Date)	312		
Subtotal Samples Collected	9		
Subtotal Samples Remaining	303		
Number of Starting Sample Locations	168		
Number of Sample Locations Collected	3		
Number of Sample Locations Eliminate			
Number of Sample Locations Remainin	165		
QC samples needed TOTAL	16	QC samples coll	QC samples remaining
Duplicates	16	1	15
MS/MSDs	16		16
PE PCB Cong/PCDDF	8		8
PE VOCs	16		16
PE SVOC	16		16
PE PAHs	16		16
PE TAL Metals	16		16
Equipment Blanks	8		8

Sampling Plan 09/18/24:

1. Sampling team will sample at locations 0046, 0050, 0043, and 0044 in the Braided Channel

Deviations from Approved Plan and NCR ID

N/A

Health and Safety:

- Samplers were swarmed by bees near location 46 around 0820 and one sampler was stung
- Incident was reported to the hot line

Recorded by

Tianzhen Nie/Maddy Fasca

Time On / Off Site

Sampling Team: 0800/1545
Trailer Team: 0800/1730

Daily Summary Report
Lower Neponset River Superfund Site
Remedial Investigation/Feasibility Study
Project No. 60703400

Date: 9/18/24	
Personnel on Site / Affiliation (if not AECOM) / Role Maddy Fasca—Trailer lead Tianzhen Nie—Trailer support Lilly Taylor—Trailer support Steve Howe—Sediment sampling lead Silas Bucco—Sediment sampling support Josie Lynch—Sediment sampling support Rick Purdy—SSHO	
Visitors to Site (Name / Affiliation / Activity) N/A	
Encounters with Public (describe time, location, etc.) N/A	
Work Completed (Samples collected and Shipped) **Sampling progress:**	

9/18/2024			
Locations Collected		**Accessed Via**	
24A-0043	9/18/2024	Land	
24A-0044	9/18/2024	Land	
24A-0046	9/18/2024	Land	
24A-0050	9/18/2024	Land	
Primary Samples Collected			
24A-0043-AS	9/18/2024	collected	
24A-0043-BS	9/18/2024	collected	
24A-0043-CS	9/18/2024	collected	Refusal on cobble. Max pen 3.4 ft
24A-0044-AS	9/18/2024	collected	
24A-0044-BS	9/18/2024	collected	
24A-0044-CS	9/18/2024	collected	Refusal on cobble. Max pen 3.6 ft
24A-0046-AS	9/18/2024	collected	
24A-0046-BS	9/18/2024	collected	
24A-0046-CS	9/18/2024	collected	Refusal from cave in with sand and gravel. Max pen 5.4 ft
24A-0050-AS	9/18/2024	collected	
24A-0050-BS	9/18/2024	collected	
24A-0050-CS	9/18/2024	collected	Refusal on hole collapsing. Max pen 4.5 ft

QC Samples Collected	
24A-0044-BD	9/18/2024

Overall Progress Update			
Number of Starting Samples	312		
Number of Samples eliminated			
Subtotal Samples Needed (To Date)	312		
Subtotal Samples Collected	21		
Subtotal Samples Remaining	291		
Number of Starting Sample Locations	168		
Number of Sample Locations Collected	7		
Number of Sample Locations Eliminated			
Number of Sample Locations Remaining	161		
QC samples needed TOTAL	16	QC samples colle	QC samples remaining
Duplicates	16	2	14
MS/MSDs	16		16
PE PCB Cong/PCDDF	8		8
PE VOCs	16		16
PE SVOC	16		16
PE TAL Metals	16		16
Equipment Blanks	8		8

Sampling Plan 09/19/24:

1. Sampling team will sample at locations 0084, 0086, 0089, and 0083 in the Braided Channel

Deviations from Approved Plan and NCR ID
N/A

Recorded by
Maddy Fasca

Time On / Off Site
Sampling Team: 0630/1610
Trailer Team: 0800/1730

Daily Summary Report
Lower Neponset River Superfund Site
Remedial Investigation/Feasibility Study
Project No. 60703400

Date: 9/19/24	
Personnel on Site / Affiliation (if not AECOM) / Role Maddy Fasca—Trailer lead Tianzhen Nie—Trailer support Lilly Taylor—Trailer support Steve Howe—Sediment sampling lead Walter Mckenna—Sediment sampling support Josie Lynch—Sediment sampling support Rick Purdy—SSHO	
Visitors to Site (Name / Affiliation / Activity) N/A	
Encounters with Public (describe time, location, etc.) N/A	
Work Completed (Samples collected and Shipped) **Sampling progress:**	

9/19/2024				
Locations Collected		**Accessed Via**		
24A-0083	9/19/2024	Land		
24A-0084	9/19/2024	Land		
24A-0087	9/19/2024	Land		
24A-0089	9/19/2024	Land		

Primary Samples Collected			
24A-0083-AS	9/19/2024	collected	
24A-0083-BS	9/19/2024	collected	
24A-0083-CS	9/19/2024	collected	refusal on gravel layer. Max pen 3.1ft
24A-0084-AS	9/19/2024	collected	
24A-0084-BS	9/19/2024	collected	
24A-0084-CS	9/19/2024	collected	Refusal on hole collapsing. Max pen 3.0 ft
24A-0087-AS	9/19/2024	collected	
24A-0087-BS	9/19/2024	collected	
24A-0087-CS	9/19/2024	collected	no refusal, max pen 6ft
24A-0089-AS	9/19/2024	collected	
24A-0089-BS	9/19/2024	collected	
24A-0089-CS	9/19/2024	collected	no refusal, max pen 6ft

QC Samples Collected	
9/19/2024	R09052401-1
9/19/2024	R09052401-2
9/19/2024	R09052401-3

Sampling Plan 09/20/24:

1. Sampling team will sample at locations 0086, 0090, 0092, and 0096 in the Braided Channel

Deviations from Approved Plan and NCR ID

N/A

Recorded by

Maddy Fasca

Time On / Off Site

Sampling Team: 0630/1640

Trailer Team: 0800/1730

Daily Summary Report
Lower Neponset River Superfund Site
Remedial Investigation/Feasibility Study
Project No. 60703400

Date: 9/20/24

Personnel on Site / Affiliation (if not AECOM) / Role

Maddy Fasca—Trailer lead
Tianzhen Nie—Trailer support
Lilly Taylor—Trailer support
Steve Howe—Sediment sampling lead
Eric Megna—Sediment sampling support
Silas Bucco—Sediment sampling support
Rick Purdy—SSHO

Visitors to Site (Name / Affiliation / Activity)

N/A

Encounters with Public (describe time, location, etc.)

N/A

Work Completed (Samples collected and Shipped)

Sampling progress:

9/20/2024			
Locations Collected		**Accessed Via**	
24A-0086	9/20/2024	Land	
24A-0090	9/20/2024	Land	
24A-0092	9/20/2024	Land	
24A-0096	9/20/2024	Land	
Primary Samples Collected			
24A-0086-AS	9/20/2024	collected	
24A-0086-BS	9/20/2024	collected	
24A-0086-CS	9/20/2024	collected	refusal on compacted sand and gravel. Max pen 5.8ft
24A-0090-AS	9/20/2024	collected	
24A-0090-BS	9/20/2024	collected	
24A-0090-CS	9/20/2024	collected	max penetration 3.2ft, refusal on large gravel layer
24A-0092-AS	9/20/2024	collected	
24A-0092-BS	9/20/2024	collected	
24A-0092-CS	9/20/2024	collected	max penetration 2.7ft, refusal on large gravel layer
24A-0096-AS	9/20/2024	collected	
24A-0096-BS	9/20/2024	collected	
24A-0096-CS	9/20/2024	collected	max penetration 3.8ft, refusal on gravel

QC Samples Collected	
9/20/2024	24A-PE-PCB01
24A-0001-XR	9/20/2024

Overall Progress Update				
Number of Starting Samples	312			
Number of Samples eliminated				
Subtotal Samples Needed (To Date)	312			
Subtotal Samples Collected	45			
Subtotal Samples Remaining	267			
Number of Starting Sample Locations	168			
Number of Sample Locations Collected	15			
Number of Sample Locations Eliminated				
Number of Sample Locations Remaining	153			
QC samples needed TOTAL	16	QC samples colle	QC samples remaining	
Duplicates	16	2	14	
MS/MSDs	16		16	
PE PCB Cong/PCDDF	8		8	
PE VOCs	16		16	
PE SVOC	16		16	
PE TAL Metals	16		16	
Equipment Blanks	8	1	7	

Sampling Plan 09/20/24:

1. Sampling team will sample at locations 0075, 0076, 0078, and 0079 in the Braided Channel

Deviations from Approved Plan and NCR ID

N/A

Recorded by

Maddy Fasca

Time On / Off Site

Sampling Team: 0630/1545

Trailer Team: 0800/1730

Daily Summary Report
Lower Neponset River Superfund Site
Remedial Investigation/Feasibility Study
Project No. 60703400

Date: 9/23/24	

Personnel on Site / Affiliation (if not AECOM) / Role

Maddy Fasca—Trailer lead
Lilly Taylor—Trailer support
Steve Howe—Sediment sampling lead
Eric Megna—Sediment sampling support
Megan Gibbons—Sediment sampling support
Rick Purdy—SSHO
Walter McKenna- Mussel program support
Josie Lynch- Mussel program support

Visitors to Site (Name / Affiliation / Activity)

Waverly Braunstein/AECOM/

Encounters with Public (describe time, location, etc.)

N/A

Work Completed (Samples collected and Shipped)

Sampling progress:

QC Samples Collected		
24A-0076-AD	9/23/2024	
9/23/2024	R09052402-4	
9/23/2024	R09052402-5	
9/23/2024	R09052402-6	

Primary Samples Collected			
24A-0075-AS	9/23/2024	collected	
24A-0075-BS	9/23/2024	collected	
24A-0075-CS	9/23/2024	collected	Refusal on large gravel. Max Pen 3.8ft
24A-0076-AS	9/23/2024	collected	
24A-0076-BS	9/23/2024	collected	
24A-0076-CS	9/23/2024	collected	Refusal on large gravel. Max pen 3.3 ft
24A-0078-AS	9/23/2024	collected	
24A-0078-BS	9/23/2024	collected	
24A-0078-CS	9/23/2024	collected	Refusal on large gravel and hole collaspse. Max pen at 4.9 ft
24A-0079-AS	9/23/2024	collected	
24A-0079-BS	9/23/2024	collected	
24A-0079-CS	9/23/2024	collected	Refusal on large gravel. Max Pen 4.9ft

QC Samples Collected		
24A-0076-AD	9/23/2024	
9/23/2024	R09052402-4	
9/23/2024	R09052402-5	
9/23/2024	R09052402-6	

Overall Progress Update			
Number of Starting Samples	312		
Number of Samples eliminated			
Subtotal Samples Needed (To Date)	312		
Subtotal Samples Collected	57		
Subtotal Samples Remaining	255		
Number of Starting Sample Locations	168		
Number of Sample Locations Collected	19		
Number of Sample Locations Eliminated			
Number of Sample Locations Remaining	149		
QC samples needed TOTAL	16	QC samples colle	QC samples remaining
Duplicates	16	3	13
MS/MSDs	16		16
PE PCB Cong/PCDDF	8	1	7
PE VOCs	16	2	14
PE SVOC	16	2	14
PE TAL Metals	16	2	14
Equipment Blanks	8	1	7

Mussel Program: WM, JL sourced water from Willett Pond for subsequent overnight aeration of mussel cage retrieval.

Sampling Plan 09/24/24:

Sediment:

1. Sampling team will sample at locations 0047, 0048, 0049, and 0053 in the Braided Channel

Mussels

2. Mobilization for and execution of mussel collection tasks

Deviations from Approved Plan and NCR ID

N/A

Recorded by

Maddy Fasca

Time On / Off Site

Sampling Team: 0630/1545

Trailer Team: 0800/1730

Daily Summary Report
Lower Neponset River Superfund Site
Remedial Investigation/Feasibility Study
Project No. 60703400

Date: 9/24/24	

Personnel on Site / Affiliation (if not AECOM) / Role

Maddy Fasca—Trailer lead
Lilly Taylor—Trailer support
Josie Lynch—Sediment sampling lead
Eric Megna—Sediment sampling support
Megan Gibbons—Sediment sampling support
Sean Maxwell – Mussel Retrieval Lead
Walter Mckenna – Mussel Retrieval support
Taylor White – Mussel Retrieval support
Jeremy Pica -- Mussel Retrieval support
Rick Purdy—SSHO

Visitors to Site (Name / Affiliation / Activity)

Natalie Burgo/EPA
Tristan Pluta/EPA
Sam Pham/EPA
Katie Zarada/NOAA
Taya Gibeau/ EPA ERA
Latice Fuentas/USPHS

Encounters with Public (describe time, location, etc.)

N/A

Work Completed (Samples collected and Shipped)

Mussel Retrieval:

- Retrieved mussels from 8 sites (18 cages total)
- Mussels were counted and had their condition assessed(dead/alive)
- Measured mussels shell lengths
- Mussels placed in mesh bags to depurate for 24 hours
- One dead mussel at site 3 replicate 2
- All cages had sufficient mass for samples

Sediment Sampling progress:

9/24/2024		
Locations Collected		**Accessed Via**
24A-0047	9/24/2024	Land
24A-0048	9/24/2024	Land
24A-0049	9/24/2024	Land
24A-0053	9/24/2024	Land
24A-0058	9/24/2024	Land

Primary Samples Collected			
24A-0047-AS	9/24/2024	collected	
24A-0047-BS	9/24/2024	collected	
24A-0047-CS	9/24/2024	collected	Refusal at 2.2 ft on large gravel
24A-0048-AS	9/24/2024	collected	
24A-0048-BS	9/24/2024	collected	
24A-0048-CS	9/24/2024	collected	Refusal at 2.7 ft on large stone layer and hole collapsing
24A-0049-AS	9/24/2024	collected	
24A-0049-BS	9/24/2024	collected	
24A-0049-CS	9/24/2024	collected	Refusal at 5 ft due to hole collapsing
24A-0053-AS	9/24/2024	collected	
24A-0053-BS	9/24/2024	collected	
24A-0053-CS	9/24/2024	collected	Refusal on large stone layer. Max pen 2.5ft
24A-0058-AS	9/24/2024	collected	
24A-0058-BS	9/24/2024	collected	
24A-0058-CS	9/24/2024	collected	Refusal at 3.5 ft due to collapsing hole and gravel layer

Overall Progress Update			
Number of Starting Samples	312		
Number of Samples eliminated			
Subtotal Samples Needed (To Date)	312		
Subtotal Samples Collected	72		
Subtotal Samples Remaining	240		
Number of Starting Sample Locations	168		
Number of Sample Locations Collected	24		
Number of Sample Locations Eliminated			
Number of Sample Locations Remaining	144		
QC samples needed TOTAL	16	QC samples colle	QC samples remaining
Duplicates	16	3	13
MS/MSDs	16		16
PE PCB Cong/PCDDF	8	1	7
PE VOCs	16	2	14
PE SVOC	16	2	14
PE TAL Metals	16	2	14
Equipment Blanks	8	1	7

Sampling Plan 09/25/24:

Sediment:

- Sampling team will sample at locations 0059, 0060, 0061, and 0063 in the Braided Channel

Mussels

- Prep mussels for shipping.

Deviations from Approved Plan and NCR ID

N/A

Health and Safety

Sediment Team:

- Sampler was stung multiple times by a bee at location 48. Field team returned to the trailer after the incident.
- Incident was reported to the hotline

Recorded by

Maddy Fasca

Time On / Off Site

Mussel Collection Team**:** 0630/
Sediment Sampling Team: 0630/1615
Trailer Team: 0800/1730

Daily Summary Report
Lower Neponset River Superfund Site
Remedial Investigation/Feasibility Study
Project No. 60703400

Date: 9/25/24	

Personnel on Site / Affiliation (if not AECOM) / Role

Maddy Fasca—Trailer lead
Lilly Taylor—Trailer support
Josie Lynch—Sediment sampling lead
Eric Megna—Sediment sampling support
Silas Bucco—Sediment sampling support
Walter Mckenna – Mussel packing support
Taylor White – Mussel packing support
Jeremy Pica -- Mussel packing support
Rick Purdy—SSHO

Visitors to Site (Name / Affiliation / Activity)

N/A

Encounters with Public (describe time, location, etc.)

N/A

Work Completed (Samples collected and Shipped)

Mussels:

- Mussels from each station were packed and placed into the freezer

Sediment Sampling progress:

9/25/2024		
Locations Collected		Accessed Via
24A-0056	9/25/2024	Land
24A-0057	9/25/2024	Land
24A-0059	9/25/2024	Land
24A-0061	9/25/2024	Land

Primary Samples Collected			
24A-0056-AS	9/25/2024	collected	
24A-0056-BS	9/25/2024	collected	
24A-0056-CS	9/25/2024	collected	Refusal at 3.1 ft due to gravel layer
24A-0057-AS	9/25/2024	collected	
24A-0057-BS	9/25/2024	collected	
24A-0057-CS	9/25/2024	collected	Refusal at 2.9 ft due to gravel layer
24A-0059-AS	9/25/2024	collected	
24A-0059-BS	9/25/2024	collected	
24A-0059-CS	9/25/2024	collected	Refusal at 3.5 ft due to gravel/cobble layer
24A-0061-AS	9/25/2024	collected	
24A-0061-BS	9/25/2024	collected	
24A-0061-CS	9/25/2024	collected	Refusal at 3.1 ft due to gravel layer

QC Samples Collected	
24A-0057-AD	9/25/2024
9/25/2024	24A-PE-PCB02

Overall Progress Update				
Number of Starting Samples	312			
Number of Samples eliminated				
Subtotal Samples Needed (To Date)	312			
Subtotal Samples Collected	77			
Subtotal Samples Remaining	235			
Number of Starting Sample Locations	168			
Number of Sample Locations Collected	28			
Number of Sample Locations Eliminated				
Number of Sample Locations Remaining	140			
QC samples needed TOTAL	16	QC samples colle	QC samples remaining	
Duplicates	16	4	12	
MS/MSDs	16		16	
PE PCB Cong/PCDDF	8	2	6	
PE VOCs	16	2	14	
PE SVOC	16	2	14	
PE TAL Metals	16	2	14	
Equipment Blanks	8	1	7	

Sampling Plan 09/26/24:

Sediment:

- Sampling team will sample at locations 0103, 0104, 0106, 0108, and 0110 in the Braided Channel

Deviations from Approved Plan and NCR ID

N/A

Health and Safety

N/A

Recorded by

Maddy Fasca

Time On / Off Site

Mussel Team**:** 0845/1625

Sediment Sampling Team: 0630/1605

Trailer Team: 0800/1700

Daily Summary Report
Lower Neponset River Superfund Site
Remedial Investigation/Feasibility Study
Project No. 60703400

Date: 9/26/24

Personnel on Site / Affiliation (if not AECOM) / Role

Maddy Fasca—Trailer lead
Lilly Taylor—Trailer support
Josie Lynch—Sediment sampling lead
Eric Megna—Sediment sampling support
Walter McKenna—Sediment sampling support
Rick Purdy—SSHO

Visitors to Site (Name / Affiliation / Activity)

N/A

Encounters with Public (describe time, location, etc.)

N/A

Work Completed (Samples collected and Shipped)

Sediment Sampling progress:

9/26/2024		
Locations Collected		**Accessed Via**
24A-0103	9/26/2024	Land
24A-0104	9/26/2024	Land
24A-0106	9/26/2024	Land
24A-0108	9/26/2024	Land
24A-0110	9/26/2024	Land

QC Samples Collected		
	9/26/2024	R09052403-7
	9/26/2024	R09052403-8
	9/26/2024	R09052403-9
	9/26/2024	24A-PE-PCB03
24A-0002-XR	9/26/2024	

Primary Samples Collected			
24A-0103-AS	9/26/2024	collected	
24A-0103-BS	9/26/2024	collected	
24A-0103-CS	9/26/2024	collected	Refusal at 2.7 ft due to gravel
24A-0104-AS	9/26/2024	collected	
24A-0104-BS	9/26/2024	collected	
24A-0104-CS	9/26/2024	collected	Refusal at 2.0ft due to gravel
24A-0106-AS	9/26/2024	collected	
24A-0106-BS	9/26/2024	collected	
24A-0106-CS	9/26/2024	collected	Refusal at 2.8ft due to gravel. Volume requirements not met, collected for PCB/PCDD/F, and TOC/GS/MOIST only
24A-0108-AS	9/26/2024	collected	
24A-0108-BS	9/26/2024	collected	
24A-0108-CS	9/26/2024	collected	Refusal at 4.5 ft due to hole collapsing
24A-0110-AS	9/26/2024	collected	
24A-0110-BS	9/26/2024	collected	
24A-0110-CS	9/26/2024	collected	Refusal at 2.4 ft due to large stone layer

Overall Progress Update			
Number of Starting Samples	312		
Number of Samples eliminated			
Subtotal Samples Needed (To Date)	312		
Subtotal Samples Collected	92		
Subtotal Samples Remaining	220		
Number of Starting Sample Locations	168		
Number of Sample Locations Collected	33		
Number of Sample Locations Eliminated			
Number of Sample Locations Remaining	135		
QC samples needed TOTAL	16	QC samples colle	QC samples remaining
Duplicates	16	4	12
MS/MSDs	16		16
PE PCB Cong/PCDDF	8	3	5
PE VOCs	16	2	14
PE SVOC	16	2	14
PE TAL Metals	16	2	14
Equipment Blanks	8	2	6

Sampling Plan 09/27/24:

Sediment:

- Sampling team will sample at locations 0064, 0067, 0068, 0108, and 0072 in the Braided Channel

Deviations from Approved Plan and NCR ID

N/A

Health and Safety

N/A

Recorded by

Maddy Fasca

Time On / Off Site

Sediment Sampling Team: 0615/1630

Trailer Team: 0800/1700

Daily Summary Report
Lower Neponset River Superfund Site
Remedial Investigation/Feasibility Study
Project No. 60703400

Date: 9/27/24

Personnel on Site / Affiliation (if not AECOM) / Role

Maddy Fasca—Trailer lead
Lilly Taylor—Trailer support
Eric Megna—Sediment sampling lead
Silas Bucco—Sediment sampling support
Rick Purdy—SSHO

Visitors to Site (Name / Affiliation / Activity)

N/A

Encounters with Public (describe time, location, etc.)

N/A

Work Completed (Samples collected and Shipped)

Sediment Sampling progress:

9/27/2024		
Locations Collected		**Accessed Via**
24A-0064	9/27/2024	Land
24A-0068	9/27/2024	Land
24A-0072	9/27/2024	Land

Primary Samples Collected			
24A-0064-AS	9/27/2024	collected	
24A-0064-BS	9/27/2024	collected	
24A-0064-CS	9/27/2024	collected	refusal on gravel layer. Max pen 3ft
24A-0068-AS	9/27/2024	collected	
24A-0068-BS	9/27/2024	collected	
24A-0068-CS	9/27/2024	collected	Refusal at 2.2 ft due to gravel layer
24A-0072-AS	9/27/2024	collected	
24A-0072-BS	9/27/2024	collected	
24A-0072-CS	9/27/2024	collected	Refusal at 2.0 ft due to gravel layer, Volume requirements not met, collected for PCB/PCDD/F, and TOC/GS/MOIST only

Overall Progress Update				
Number of Starting Samples	312			
Number of Samples eliminated				
Subtotal Samples Needed (To Date)	312			
Subtotal Samples Collected	99			
Subtotal Samples Remaining	213			
Number of Starting Sample Locations	168			
Number of Sample Locations Collected	36			
Number of Sample Locations Eliminated				
Number of Sample Locations Remaining	132			
QC samples needed TOTAL	16	QC samples colle	QC samples remaining	
Duplicates	16	4	12	
MS/MSDs	16		16	
PE PCB Cong/PCDDF	8	3	5	
PE VOCs	16	2	14	
PE SVOC	16	2	14	
PE TAL Metals	16	2	14	
Equipment Blanks	8	2	6	

Sampling Plan 09/30/24:

Sediment:

- Sampling team will sample at locations 0082, 0093, 0094, 0101 in the Braided Channel

Deviations from Approved Plan and NCR ID

N/A

Health and Safety

N/A

Recorded by

Maddy Fasca

Time On / Off Site

Sediment Sampling Team: 0615/1600

Trailer Team: 0800/1600

Daily Summary Report
Lower Neponset River Superfund Site
Remedial Investigation/Feasibility Study
Project No. 60703400

Date: 9/30/24	

Personnel on Site / Affiliation (if not AECOM) / Role

Maddy Fasca—Trailer lead
Lilly Taylor—Trailer support
Josie Lynch—Sediment sampling lead
Eric Megna —Sediment sampling support
Rick Purdy—SSHO

Visitors to Site (Name / Affiliation / Activity)

N/A

Encounters with Public (describe time, location, etc.)

N/A

Work Completed (Samples collected and Shipped)

Sediment Sampling progress:

9/30/2024		
Locations Collected		Accessed Via
24A-0093	9/30/2024	Land
24A-0094	9/30/2024	Land
24A-0098	9/30/2024	Land
24A-0099	9/30/2024	Land
24A-0101	9/30/2024	Land

Primary Samples Collected			
24A-0093-AS	9/30/2024	collected	
24A-0093-BS	9/30/2024	collected	
24A-0093-CS	9/30/2024	collected	max pen 2.8 ft, refusal on rock layer
24A-0094-AS	9/30/2024	collected	
24A-0094-BS	9/30/2024	collected	
24A-0094-CS	9/30/2024	collected	max penetration 2.8 ft, refusal on rock layer
24A-0098-AS	9/30/2024	collected	
24A-0098-BS	9/30/2024	collected	
24A-0098-CS	9/30/2024	collected	Refusal on gravel layer, max pen 2.4 ft
24A-0099-AS	9/30/2024	collected	
24A-0099-BS	9/30/2024	collected	
24A-0099-CS	9/30/2024	Eliminated	Refusal at 1.0ft on thick gravel layer, no CS taken
24A-0101-AS	9/30/2024	collected	
24A-0101-BS	9/30/2024	collected	
24A-0101-CS	9/30/2024	collected	Refusal at 2.4ft due to hole collaspe and gravel layer

QC Samples Collected	
24A-0098-AD	9/30/2024

Overall Progress Update			
Number of Starting Samples	312		
Number of Samples eliminated	1		
Subtotal Samples Needed (To Date)	311		
Subtotal Samples Collected	113		
Subtotal Samples Remaining	198		
Number of Starting Sample Locations	168		
Number of Sample Locations Collected	41		
Number of Sample Locations Eliminated			
Number of Sample Locations Remaining	127		
QC samples needed TOTAL	16	QC samples colle	QC samples remaining
Duplicates	16	5	11
MS/MSDs	16		16
PE PCB Cong/PCDDF	8	3	5
PE VOCs	16	2	14
PE SVOC	16	2	14
PE TAL Metals	16	2	14
Equipment Blanks	8	2	6

Mussels 9/30/24 :

- Shipped all mussels that were collected last week

Sampling Plan 10/01/24:

Sediment:

- Sampling team will sample at locations 0082, 0041, 0042 in the Braided Channel

Deviations from Approved Plan and NCR ID

N/A

Health and Safety

N/A

Recorded by

Maddy Fasca

Time On / Off Site

Sediment Sampling Team: 0615/1630

Trailer Team: 0800/1730

Daily Summary Report
Lower Neponset River Superfund Site
Remedial Investigation/Feasibility Study
Project No. 60703400

Date: 10/01/24

Personnel on Site / Affiliation (if not AECOM) / Role

Maddy Fasca—Trailer lead
Lilly Taylor—Trailer support
Josie Lynch—Sediment sampling lead
Eric Megna —Sediment sampling support
Rick Purdy—SSHO

Visitors to Site (Name / Affiliation / Activity)

N/A

Encounters with Public (describe time, location, etc.)

N/A

Work Completed (Samples collected and Shipped)

Sediment Sampling progress:

10/1/2024		
Locations Collected		**Accessed Via**
24A-0041	10/1/2024	Land
24A-0082	10/1/2024	Land

Primary Samples Collected			
24A-0041-AS	10/1/2024	collected	
24A-0041-BS	10/1/2024	collected	
24A-0041-CS	10/1/2024	collected	Refusal on large stone layer. Max pen 3.0ft
24A-0082-AS	10/1/2024	collected	
24A-0082-BS	10/1/2024	collected	
24A-0082-CS	10/1/2024	collected	Refusal on hole collapsing. Max pen 4.2 ft

QC Samples Collected	
24A-0041-AD	10/1/2024

Overall Progress Update			
Number of Starting Samples	312		
Number of Samples eliminated	1		
Subtotal Samples Needed (To Date)	311		
Subtotal Samples Collected	117		
Subtotal Samples Remaining	194		
Number of Starting Sample Locations	168		
Number of Sample Locations Collected	43		
Number of Sample Locations Eliminated			
Number of Sample Locations Remaining	125		
QC samples needed TOTAL	16	QC samples colle	QC samples remaining
Duplicates	16	6	10
MS/MSDs	16		16
PE PCB Cong/PCDDF	8	3	5
PE VOCs	16	3	13
PE SVOC	16	3	13
PE TAL Metals	16	3	13
Equipment Blanks	8	2	6

Sampling Plan 10/02/24:

Sediment:

- Sampling team will sample at locations 0066, 0067, 0069 and 0070 in the Braided Channel

Deviations from Approved Plan and NCR ID

N/A

Health and Safety

N/A

Recorded by

Maddy Fasca

Time On / Off Site

Sediment Sampling Team: 0615/1430

Trailer Team: 0800/1730

Daily Summary Report
Lower Neponset River Superfund Site
Remedial Investigation/Feasibility Study
Project No. 60703400

Date: 10/02/24	

Personnel on Site / Affiliation (if not AECOM) / Role

Maddy Fasca—Trailer lead
Lilly Taylor—Trailer support
Walter Mckenna—Sediment sampling lead
Josie Lynch —Sediment sampling support
Rick Purdy—SSHO

Visitors to Site (Name / Affiliation / Activity)

N/A

Encounters with Public (describe time, location, etc.)

N/A

Work Completed (Samples collected and Shipped)

Sediment Sampling progress:

10/2/2024		
Locations Collected		**Accessed Via**
24A-0060	10/2/2024	Land
24A-0066	10/2/2024	Land
24A-0067	10/2/2024	Land
24A-0069	10/2/2024	Land
24A-0070	10/2/2024	Land

QC Samples Collected		
24A-0067-BD	10/2/2024	
10/2/2024	R09052404-10	
10/2/2024	R09052404-11	
10/2/2024	R09052404-12	
10/2/2024	24A-PE-PCB04	

Primary Samples Collected			
24A-0060-AS	10/2/2024	collected	
24A-0060-BS	10/2/2024	collected	only collected TOC, PCB, metals and mercury. refusal at 0.7' due to gravel
24A-0060-CS	10/2/2024	eliminated	
24A-0066-AS	10/2/2024	collected	collected PCBs only, max pen 0.6 ft, refusal on gravel
24A-0066-BS	10/2/2024	eliminated	
24A-0066-CS	10/2/2024	eliminated	
24A-0067-AS	10/2/2024	collected	
24A-0067-BS	10/2/2024	collected	
24A-0067-CS	10/2/2024	collected	collected for PCB/PCDD/F only
24A-0069-AS	10/2/2024	collected	
24A-0069-BS	10/2/2024	collected	Refusal on gravel, max pen 1.3 ft
24A-0069-CS	10/2/2024	eliminated	Due to Lack of volume
24A-0070-AS	10/2/2024	collected	
24A-0070-BS	10/2/2024	collected	
24A-0070-CS	10/2/2024	collected	Refusal on gravel at 1.3 ft

Overall Progress Update				
Number of Starting Samples	312			
Number of Samples eliminated	5			
Subtotal Samples Needed (To Date)	307			
Subtotal Samples Collected	117			
Subtotal Samples Remaining	190			
Number of Starting Sample Locations	168			
Number of Sample Locations Collected	48			
Number of Sample Locations Eliminated				
Number of Sample Locations Remaining	120			
QC samples needed TOTAL	15	QC samples colle	QC samples remaining	
Duplicates	15	7		8
MS/MSDs	15			15
PE PCB Cong/PCDDF	8	4		4
PE VOCs	15	4		11
PE SVOC	15	4		11
PE TAL Metals	15	4		11
Equipment Blanks	8	2		6

Sampling Plan 10/03/24:
Sediment:

- Sampling team will sample at locations 0091, 0097, 0074 and 0081 in the Braided Channel

Deviations from Approved Plan and NCR ID
N/A

Health and Safety
N/A

Recorded by
Maddy Fasca

Time On / Off Site
Sediment Sampling Team: 0615/1600
Trailer Team: 0800/1730

Daily Summary Report
Lower Neponset River Superfund Site
Remedial Investigation/Feasibility Study
Project No. 60703400

Date: 10/03/24

Personnel on Site / Affiliation (if not AECOM) / Role

Maddy Fasca—Trailer lead
Lilly Taylor—Trailer support
Steve Howe- Sediment Sampling Lead
Walter Mckenna—Sediment sampling Support
Josie Lynch —Sediment sampling support
Rick Purdy—SSHO

Visitors to Site (Name / Affiliation / Activity)

N/A

Encounters with Public (describe time, location, etc.)

N/A

Work Completed (Samples collected and Shipped)

Sediment Sampling progress:

10/3/2024		
Locations Collected		**Accessed Via**
24A-0081	10/3/2024	Land
24A-0091	10/3/2024	Land
24A-0097	10/3/2024	Land

Primary Samples Collected			
24A-0081-AS	10/3/2024	collected	
24A-0081-BS	10/3/2024	collected	
24A-0081-CS	10/3/2024	collected	Sidewall collapse at 4.2' preventing further advancement
24A-0091-AS	10/3/2024	collected	
24A-0091-BS	10/3/2024	collected	
24A-0091-CS	10/3/2024	collected	refusal on gravel at 2.3 ft
24A-0097-AS	10/3/2024	collected	
24A-0097-BS	10/3/2024	collected	
24A-0097-CS	10/3/2024	collected	Refusal on gravel, max penetraition 4.1'

QC Samples Collected	
24A-0081-AD	10/3/2024
10/3/2024	R09052405-13
10/3/2024	R09052405-14
10/3/2024	R09052405-15
10/3/2024	24A-PE-PCB05
24D-0003-XR	10/3/2024

Overall Progress Update				
Number of Starting Samples	312			
Number of Samples eliminated	5			
Subtotal Samples Needed (To Date)	307			
Subtotal Samples Collected	126			
Subtotal Samples Remaining	181			
Number of Starting Sample Locations	168			
Number of Sample Locations Collected	51			
Number of Sample Locations Eliminated				
Number of Sample Locations Remaining	117			
QC samples needed TOTAL	15	QC samples colle	QC samples remaining	
Duplicates	15	8	7	
MS/MSDs	15		15	
PE PCB Cong/PCDDF	8	5	3	
PE VOCs	15	5	10	
PE SVOC	15	5	10	
PE TAL Metals	15	5	10	
Equipment Blanks	8	3	5	

- Field team scouted locations for Pine Tree Brook

Sampling Plan 10/04/24:

Sediment:

- Sampling team will sample at locations 0042, 0074 and 0063.

Deviations from Approved Plan and NCR ID N/A
Health and Safety N/A
Recorded by Maddy Fasca
Time On / Off Site Sediment Sampling Team: 0630/1700 Trailer Team: 0800/1730

Daily Summary Report
Lower Neponset River Superfund Site
Remedial Investigation/Feasibility Study
Project No. 60703400

Date: 10/04/24	

Personnel on Site / Affiliation (if not AECOM) / Role

Maddy Fasca—Trailer lead
Lilly Taylor—Trailer support
Steve Howe- Sediment Sampling Lead
Walter Mckenna—Sediment sampling Support
Silas Bucco —Sediment sampling support
Rick Purdy—SSHO

Visitors to Site (Name / Affiliation / Activity)

N/A

Encounters with Public (describe time, location, etc.)

N/A

Work Completed (Samples collected and Shipped)

Sediment Sampling progress:

10/4/2024		
Locations Collected		**Accessed Via**
24A-0042	10/4/2024	Land
24A-0063	10/4/2024	Land
24A-0074	10/4/2024	Land

QC Samples Collected	
10/4/2024	R09052406-16
10/4/2024	R09052406-17
10/4/2024	R09052406-18

Primary Samples Collected			
24A-0042-AS	10/4/2024	collected	
24A-0042-BS	10/4/2024	collected	
24A-0042-CS	10/4/2024	collected	Refusal on gravel . Max pen 2.1'
24A-0063-AS	10/4/2024	collected	
24A-0063-BS	10/4/2024	collected	
24A-0063-CS	10/4/2024	collected	Refusal at 3.8' on gravel
24A-0074-AS	10/4/2024	collected	
24A-0074-BS	10/4/2024	collected	
24A-0074-CS	10/4/2024	collected	Refusal at 2.8 ft due to gravel

Overall Progress Update			
Number of Starting Samples	312		
Number of Samples eliminated	5		
Subtotal Samples Needed (To Date)	307		
Subtotal Samples Collected	129		
Subtotal Samples Remaining	178		
Number of Starting Sample Locations	168		
Number of Sample Locations Collected	54		
Number of Sample Locations Eliminated			
Number of Sample Locations Remaining	114		
QC samples needed TOTAL	15	QC samples colle	QC samples remaining
Duplicates	15	8	7
MS/MSDs	15		15
PE PCB Cong/PCDDF	8	5	3
PE VOCs	15	6	9
PE SVOC	15	6	9
PE TAL Metals	15	6	9
Equipment Blanks	8	3	5

Sampling Plan 10/07/24:

Sediment:

- Sampling team will sample at locations 0159, 0160, 0161, 0162 and 0163.

Deviations from Approved Plan and NCR ID N/A
Health and Safety N/A
Recorded by Maddy Fasca
Time On / Off Site Sediment Sampling Team: 0630/1430 Trailer Team: 0800/1600

Daily Summary Report
Lower Neponset River Superfund Site
Remedial Investigation/Feasibility Study
Project No. 60703400

Date: 10/07/24

Personnel on Site / Affiliation (if not AECOM) / Role

Maddy Fasca—Trailer lead
Lilly Taylor—Trailer support
Steve Howe- Sediment Sampling Lead
Walter Mckenna—Sediment sampling Support
Josie Lynch —Sediment sampling support
Rick Purdy—SSHO

Visitors to Site (Name / Affiliation / Activity)

N/A

Encounters with Public (describe time, location, etc.)

N/A

Work Completed (Samples collected and Shipped)

Sediment Sampling progress:

10/7/2024		
Locations Collected		Accessed Via
24A-0159	10/7/2024	Land
24A-0160	10/7/2024	Land
24A-0161	10/7/2024	Land
24A-0162	10/7/2024	Land
24A-0163	10/7/2024	Land
24A-0164	10/7/2024	Land
Primary Samples Collected		
24A-0159-AS	10/7/2024	collected
24A-0160-AS	10/7/2024	collected
24A-0161-AS	10/7/2024	collected
24A-0162-AS	10/7/2024	collected
24A-0163-AS	10/7/2024	collected
24A-0164-AS	10/7/2024	collected

QC Samples Collected	
10/7/2024	R09052407-19
10/7/2024	R09052407-20
10/7/2024	R09052407-21
10/7/2024	24A-PE-PCB06
10/7/2024	24A-0162-AS

Overall Progress Update			
Number of Starting Samples	312		
Number of Samples eliminated	5		
Subtotal Samples Needed (To Date)	307		
Subtotal Samples Collected	135		
Subtotal Samples Remaining	172		
Number of Starting Sample Locations	168		
Number of Sample Locations Collected	54		
Number of Sample Locations Eliminated			
Number of Sample Locations Remaining	114		
QC samples needed TOTAL	15	QC samples colle	QC samples remaining
Duplicates	15	8	7
MS/MSDs	15	1	14
PE PCB Cong/PCDDF	8	6	2
PE VOCs	15	7	8
PE SVOC	15	7	8
PE TAL Metals	15	7	8
Equipment Blanks	8	3	5

Sampling Plan 10/08/24:

Sediment:

- Sampling team will sample at locations 0165, 0166, 0167, and 0168

Deviations from Approved Plan and NCR ID N/A
Health and Safety N/A
Recorded by Maddy Fasca
Time On / Off Site Sediment Sampling Team: 0700/1345 Trailer Team: 0800/1630

Daily Summary Report
Lower Neponset River Superfund Site
Remedial Investigation/Feasibility Study
Project No. 60703400

Date: 10/08/24

Personnel on Site / Affiliation (if not AECOM) / Role

Maddy Fasca—Trailer lead
Lilly Taylor—Trailer support
Steve Howe- Sediment Sampling Lead
Walter Mckenna—Sediment sampling Support
Josie Lynch —Sediment sampling support
Rick Purdy—SSHO

Visitors to Site (Name / Affiliation / Activity)

N/A

Encounters with Public (describe time, location, etc.)

N/A

Work Completed (Samples collected and Shipped)

Sediment Sampling progress:

10/8/2024		
Locations Collected		**Accessed Via**
24A-0165	10/8/2024	Land
24A-0166	10/8/2024	Land
24A-0167	10/8/2024	Land
24A-0168	10/8/2024	Land
Primary Samples Collected		
24A-0165-AS	10/8/2024	collected
24A-0166-AS	10/8/2024	collected
24A-0167-AS	10/8/2024	collected
24A-0168-AS	10/8/2024	collected

QC Samples Collected		
	10/8/2024	R09052408-22
	10/8/2024	R09052408-23
	10/8/2024	R09052408-24
24D-0004-XR		10/8/2024
	10/8/2024	24A-0166AS
	10/8/2024	24A-0168AS

Subtotal Samples Collected	139
Subtotal Samples Remaining	168

Number of Starting Sample Locations	168
Number of Sample Locations Collected	54
Number of Sample Locations Eliminated	0
Number of Sample Locations Remaining	114

QC samples needed TOTAL	15	QC samples collected to date	QC samples remaining
Duplicates	15	8	7
MS/MSDs	15	3	12
PE PCB Cong/PCDDF	8	6	2
PE VOCs	15	8	7
PE SVOC	15	8	7
PE TAL Metals	15	8	7
Equipment Blanks	8	4	4

Sampling Plan 10/09/24:

Sediment:

- **On Pause**

Fish Collection:

- Fish Collection team will be mobilizing to site and prepping for fish collection

Deviations from Approved Plan and NCR ID N/A
Health and Safety N/A
Recorded by Maddy Fasca
Time On / Off Site Sediment Sampling Team: 0700/1300 Trailer Team: 0800/1630

Daily Summary Report
Lower Neponset River Superfund Site
Remedial Investigation/Feasibility Study
Project No. 60703400

Date: 10/09/24	

Personnel on Site / Affiliation (if not AECOM) / Role

Sean Maxwell- Fish Collection Lead
Joel Meunier—Fish Collection Support
Jeremy Pica- Fish Collection Support
Walter Mckenna— Fish Collection Support
Josie Lynch — Fish Collection Support
Rick Purdy—SSHO

Visitors to Site (Name / Affiliation / Activity)

N/A

Encounters with Public (describe time, location, etc.)

N/A

Work Completed (Samples collected and Shipped)

- **Recon fish habitat in phase 2**
- **Installed a trot line in phase 2**
- **Collected one fish for potential sample**

Sampling Plan 10/10/24:

- **Install additional trot lines**
- **Continue fishing in phase 2 reach area**

Deviations from Approved Plan and NCR ID

N/A

Health and Safety

N/A

Recorded by

Josie Lynch

Time On / Off Site

Fish Collection Team: **0615/1700**
Trailer Team: 0800/1600

Daily Summary Report
Lower Neponset River Superfund Site
Remedial Investigation/Feasibility Study
Project No. 60703400

Date: 10/10/24	

Personnel on Site / Affiliation (if not AECOM) / Role

Sean Maxwell- Fish Collection Lead
Joel Meunier—Fish Collection Support
Jeremy Pica- Fish Collection Support
Walter Mckenna— Fish Collection Support
Josie Lynch — Fish Collection Support
Rick Purdy—SSHO

Visitors to Site (Name / Affiliation / Activity)

N/A

Encounters with Public (describe time, location, etc.)

N/A

Work Completed (Samples collected and Shipped)

- **Recon fish habitat in phase 2 near the impoundment above Walter Baker Dam and set stationary fish gear**
- **Installed 3 additional trot lines in phase 2 in the morning, checked gear set in the morning, and re-baited the trot line upstream of the staging area that was installed on 10/9/24**
- **Collected one fish for potential sample (small Brown Bullhead) from a trot line that was set overnight**
- **Installed two gillnets in phase 2**

Sampling Plan 10/10/24:

- **Continue fishing in Phase 2 reach area**
- **Check and retrieve the gear that we have set out**
- **Electrofish wadable areas in Phase 2**

Deviations from Approved Plan and NCR ID

N/A

Health and Safety

N/A

Recorded by

Josie Lynch

Time On / Off Site

Fish Collection Team: **0615/1630**

Trailer Team: NA

Daily Summary Report
Lower Neponset River Superfund Site
Remedial Investigation/Feasibility Study
Project No. 60703400

Date: 10/11/24	**Conditions: Low 60s, sunny**

Personnel on Site / Affiliation (if not AECOM) / Role

Sean Maxwell- Fish Collection Lead

Joel Meunier—Fish Collection Support

Jeremy Pica- Fish Collection Support

Rick Purdy—SSHO

Visitors to Site (Name / Affiliation / Activity)

N/A

Encounters with Public (describe time, location, etc.)

N/A

Work Completed

- **Collected fish for potential sample from trot lines set near pedestrian bridge**
  - **4 brown bullhead (235mm – 324mm); smallest released**
  - **1 white sucker (535mm)**
- **Collected fish for potential sample from trot line set downstream of Milton Falls MBTA bridge**
  - **1 brown bullhead (245mm)**
- **Check and retrieve remaining trot lines and gill nets from Phase 2 area.**
- **Electrofish wadable areas in Phase 2, upstream of Neponset Esplanade Park. Many eels observed. No fish collected.**

Sampling Plan 10/14/24:

- **Reconnaissance in Phase 1 reach area**
- **Set trot lines and gill nets as appropriate**

Deviations from Approved Plan and NCR ID

N/A

Health and Safety

N/A

Recorded by

Rick Purdy

Time On / Off Site

Fish Collection Team: **0615/1630**

Trailer Team: NA

Daily Summary Report
Lower Neponset River Superfund Site
Remedial Investigation/Feasibility Study
Project No. 60703400

Date: 10/14/24

Personnel on Site / Affiliation (if not AECOM) / Role

Maddy Fasca—Trailer lead
Lilly Taylor—Trailer support
Steve Howe- Sediment Sampling Lead
Paula Winchell – Sediment Sampling Lead
Megan Gibbons—Sediment sampling Support
Matt Heppleston – Sediment Sampling Support
Danny Fletcher – Sediment Sampling Support
Joel Meunier – Fish Collection Lead
Walter Mckenna – Fish Collection Support
Josie Lynch – Fish Collection Support
Jeremy Pica – Fish Collection Support
Rick Purdy—SSHO

Visitors to Site (Name / Affiliation / Activity)

N/A

Encounters with Public (describe time, location, etc.)

N/A

Work Completed

Sediment Sampling progress:

10/14/2024			
Locations Collected		**Accessed Via**	
24A-0141	10/14/2024	Boat	
24A-0143	10/14/2024	Boat	Core collected will be processed on 10/15
Primary Samples Collected			
24A-0141-AS	10/14/2024	collected	only collected TOC/grain size/moisture, PCB, SVOC, metals and mercury
24A-0141-BS	10/14/2024	Eliminated	No Recovery
24A-0141-CS	10/14/2024	Eliminated	No Recovery

QC Samples Collected	
10/14/2024	R09052409-25
10/14/2024	R09052409-26
10/14/2024	R09052409-27

Number of Starting Samples	312		
Number of Samples eliminated	7		
Subtotal Samples Needed (To Date)	305		
Subtotal Samples Collected	140		
Subtotal Samples Remaining	165		
Number of Starting Sample Locations	168		
Number of Sample Locations Collected	54		
Number of Sample Locations Eliminated	0		
Number of Sample Locations Remaining	114		

QC samples needed TOTAL	15	**QC samples collected to date**	**QC samples remaining**
Duplicates	15	8	7
MS/MSDs	15	3	12
PE PCB Cong/PCDDF	8	6	2
PE VOCs	15	9	6
PE SVOC	15	9	6
PE TAL Metals	15	9	6
Equipment Blanks	8	4	4

- **No samples shipped today. Samples will be held overnight and shipped tomorrow.**

Fish Collection Progress:

- **Installed and checked 5 trot lines and 2 gillnets in Phase 1**
- **Collected fish for potential sample from trot lines in Phase 1 reach**
  - **2 White Sucker (531mm and 501mm)**
  - **1 Yellow Perch (305mm)**
- **Made 3 new trot lines**

<u>Sampling Plan 10/15/24:</u>

Sediment:

- **Sample locations closest to the Dam.**

Fish Collection:

- **Check and potentially rebait the 5 trot lines**
- **Check and pull the 2 gillnets**
- **Set 3 new trot lines as appropriate**

Deviations from Approved Plan and NCR ID N/A
Health and Safety N/A
Recorded by Maddy Fasca
Time On / Off Site Sediment Sampling Team: 0900/1645 Fish Collection Team: 0615/1630 Trailer Team: 0800/1730

Daily Summary Report
Lower Neponset River Superfund Site
Remedial Investigation/Feasibility Study
Project No. 60703400

Date: 10/15/24

Personnel on Site / Affiliation (if not AECOM) / Role

Maddy Fasca—Trailer lead
Lilly Taylor—Trailer support
Steve Howe- Sediment Sampling Lead
Paula Winchell – Sediment Sampling Lead
Megan Gibbons—Sediment sampling Support
Matt Heppleston – Sediment Sampling Support
Danny Flaherty – Sediment Sampling Support
Sean Maxwell – Fish Collection Lead
Joel Meunier – Fish Collection Lead
Walter Mckenna – Fish Collection Support
Josie Lynch – Fish Collection Support
Jeremy Pica – Fish Collection Support
Taylor White – Fish Collection Support
Rick Purdy—SSHO

Visitors to Site (Name / Affiliation / Activity)

N/A

Encounters with Public (describe time, location, etc.)

Fish Collection Team:

- Talked with Emma from EPA and Tom from EPA on Lewis Chemical Site.

Work Completed

Sediment Sampling progress:

10/15/2024			
Locations Collected		**Accessed Via**	
24A-0152	10/15/2024	Boat	
24A-0155	10/15/2024	Boat	
24A-0156	10/15/2024	Boat	Core Collected will be processed 10/16/24
24A-0158	10/15/2024	Boat	Core Collected will be processed 10/16/24
24A-0151	10/15/2024	Boat	Core Collected will be processed 10/16/24
24A-0154	10/15/2024	Boat	
24A-0157	10/15/2024	Boat	

Primary Samples Collected			
24A-0143-AS	10/15/2024	collected	
24A-0143-BS	10/15/2024	collected	only collected PCB, TOC/grain size/moisture
24A-0143-CS	10/15/2024	eliminated	No Recovery
24A-0152-AS	10/15/2024	collected	
24A-0152-BS	10/15/2024	collected	
24A-0152-CS	10/15/2024	eliminated	No Recovery
24A-0155-AS	10/15/2024	collected	
24A-0155-BS	10/15/2024	collected	
24A-0155-CS	10/15/2024	eliminated	No Recovery
24A-0154-AS	10/15/2024	collected	
24A-0154-BS	10/15/2024	collected	
24A-0154-CS	10/15/2024	eliminated	No Recovery
24A-0157-AS	10/15/2024	collected	
24A-0157-BS	10/15/2024	collected	
24A-0157-CS	10/15/2024	eliminated	No Recovery

QC Samples Collected	
24A-0155-BD	10/15/2024
24A-0157-BD	10/15/2024

10/15/2024	R09052410-28
10/15/2024	R09052410-29
10/15/2024	R09052410-30
10/15/2024	24A-PE-PCB07

Number of Starting Samples	312		
Number of Samples eliminated	11		
Subtotal Samples Needed (To Date)	301		
Subtotal Samples Collected	148		
Subtotal Samples Remaining	153		
Number of Starting Sample Locations	168		
Number of Sample Locations Collected	54		
Number of Sample Locations Eliminated	0		
Number of Sample Locations Remaining	114		
QC samples needed TOTAL	15	QC samples collected to date	QC samples remaining
Duplicates	15	10	5
MS/MSDs	15	3	12
PE PCB Cong/PCDDF	8	7	1
PE VOCs	15	10	5
PE SVOC	15	10	5
PE TAL Metals	15	10	5
Equipment Blanks	8	4	4

Fish Collection Progress:

- Installed 2 new trot lines in Phase 1
- Checked and rebaited the 5 existing trot lines installed on 10/14 in Phase 1
- Checked and rebaited the 2 new trot lines throughout the workday
- Electrofish in Phase 2- sampled a ¼ mile stretch of river upstream from the Ryan Playground access with a gillnet set at the upstream end
- Collected fish for potential sample from trot lines in Phase 1 reach
    - 5 Brown Bullhead (271mm, 251mm, 250mm, 243mm, 254mm)
    - 6 Yellow Perch (300mm, 313mm, 256mm, 292mm, 290mm, 272mm)
    - 2 White Sucker (524mm and 523mm)
- Made 3 new trot lines
- Pulled gillnets installed on 10/14

Total Fish Count within each Phase

	Phase 1	Phase 2
White Sucker	**4**	**1**
Brown Bullhead	**5**	**5**
Yellow Perch	**7**	**0**
Large Mouth Bass	**0**	**1**

Sampling Plan 10/16/24:

Sediment:

- Continue collecting samples via vibracore

Fish Collection:

- Check and potentially rebait 5 trot lines in Phase 1
- Pull 2 trot lines from Phase 1 and reinstall in Phase 2
- Electrofish in Phase 2

Deviations from Approved Plan and NCR ID

N/A

Health and Safety

N/A

Recorded by

Maddy Fasca/Josie Lynch

Time On / Off Site

Sediment Sampling Team: 0730/1630
Fish Collection Team: 0615/1700
Trailer Team: 0800/1730

Daily Summary Report
Lower Neponset River Superfund Site
Remedial Investigation/Feasibility Study
Project No. 60703400

Date: 10/16/24

Personnel on Site / Affiliation (if not AECOM) / Role

Maddy Fasca—Trailer lead
Lilly Taylor—Trailer support
Steve Howe- Sediment Sampling Lead
Paula Winchell – Sediment Sampling Lead
Megan Gibbons—Sediment sampling Support
Matt Heppleston – Sediment Sampling Support
Danny Flaherty – Sediment Sampling Support
Sean Maxwell – Fish Collection Lead
Joel Meunier – Fish Collection Lead
Walter Mckenna – Fish Collection Support
Josie Lynch – Fish Collection Support
Jeremy Pica – Fish Collection Support
Taylor White – Fish Collection Support
Rick Purdy—SSHO

Visitors to Site (Name / Affiliation / Activity)

N/A

Encounters with Public (describe time, location, etc.)

Work Completed

Sediment Sampling progress:

10/16/2024			
Locations Collected		Accessed Via	
24A-0146	10/16/2024	Boat	
24A-0149	10/16/2024	Boat	
24A-0150	10/16/2024	Boat	
24A-0153	10/16/2024	Boat	
24A-0142	10/16/2024	Boat	Core Collected will be processed 10/17/24
24A-0145	10/16/2024	Boat	Core Collected will be processed 10/17/24
24A-0148	10/16/2024	Boat	

Primary Samples Collected			
24A-0146-AS	10/16/2024	collected	
24A-0146-BS	10/16/2024	collected	
24A-0146-CS	10/16/2024	eliminated	No Recovery
24A-0149-AS	10/16/2024	collected	
24A-0149-BS	10/16/2024	collected	only collected PCB, TOC/grain size/moisture
24A-0149-CS	10/16/2024	eliminated	No Recovery
24A-0150-AS	10/16/2024	collected	
24A-0150-BS	10/16/2024	collected	
24A-0150-CS	10/16/2024	eliminated	No Recovery
24A-0153-AS	10/16/2024	collected	
24A-0153-BS	10/16/2024	collected	only collected PCB, TOC/grain size/moisture
24A-0153-CS	10/16/2024	eliminated	No Recovery
24A-0156-AS	10/16/2024	collected	
24A-0156-BS	10/16/2024	collected	
24A-0156-CS	10/16/2024	eliminated	No Recovery
24A-0158-AS	10/16/2024	collected	
24A-0158-BS	10/16/2024	collected	
24A-0158-CS	10/16/2024	eliminated	No Recovery
24A-0148-AS	10/16/2024	collected	
24A-0148-BS	10/16/2024	collected	
24A-0148-CS	10/16/2024	eliminated	No Recovery
24A-0151-AS	10/16/2024	collected	
24A-0151-BS	10/16/2024	collected	
24A-0151-CS	10/16/2024	collected	

QC Samples Collected		
10/16/2024	R09052411-31	
10/16/2024	R09052411-32	
10/16/2024	R09052411-33	

Overall Progress Update				
Number of Starting Samples	312			
Number of Samples eliminated	19			
Subtotal Samples Needed (To Date)	293			
Subtotal Samples Collected	167			
Subtotal Samples Remaining	126			
Number of Starting Sample Locations	168			
Number of Sample Locations Collected	54			
Number of Sample Locations Eliminated				
Number of Sample Locations Remaining	114			
QC samples needed TOTAL	15	QC samples colle	QC samples remaining	
Duplicates	16	10		6
MS/MSDs	16	3		13
PE PCB Cong/PCDDF	8	7		1
PE VOCs	16	11		5
PE SVOC	16	11		5
PE TAL Metals	16	11		5
Equipment Blanks	8	4		4

Fish Collection Progress:

- Installed 7 new trot lines in Phase 2
- Pulled all 8 trot lines from the Phase 1 reach
- Collected fish for potential sample from trot lines in Phase 1 reach
    - 1 Brown Bullhead (284mm)
    - 1 Yellow Perch (307mm)
    - 2 White Sucker (489mm and 514mm)
- Created 2 new trot lines

Total Fish Count within each Phase

	Phase 1	**Phase 2**
White Sucker	**6**	**1**
Brown Bullhead	**6**	**5**
Yellow Perch	**8**	**0**
Large Mouth Bass	**0**	**1**

Sampling Plan 10/17/24:

Sediment:

- 24A-0147 and 24A-0144

Fish Collection:

- Install 5 additional trot lines in Phase 2 reach
- Check and rebait trot lines installed in Phase 2
- Rod and Reel in Phase 2 reach

Deviations from Approved Plan and NCR ID

N/A

Health and Safety

N/A

Recorded by

Maddy Fasca/Josie Lynch

Time On / Off Site

Sediment Sampling Team: 0730/1530
Fish Collection Team: 0615/1620
Trailer Team: 0800/1730

Daily Summary Report
Lower Neponset River Superfund Site
Remedial Investigation/Feasibility Study
Project No. 60703400

Date: 10/17/24

Personnel on Site / Affiliation (if not AECOM) / Role

Maddy Fasca—Trailer lead
Lilly Taylor—Trailer support
Steve Howe- Sediment Sampling Lead
Paula Winchell – Sediment Sampling Lead
Megan Gibbons—Sediment sampling Support
Matt Heppleston – Sediment Sampling Support
Danny Flaherty – Sediment Sampling Support
Joel Meunier – Fish Collection Lead
Walter Mckenna – Fish Collection Support
Josie Lynch – Fish Collection Support
Jeremy Pica – Fish Collection Support
Taylor White – Fish Collection Support
Rick Purdy—SSHO

Visitors to Site (Name / Affiliation / Activity)

N/A

Encounters with Public (describe time, location, etc.)

Work Completed

Sediment Sampling progress:

10/17/2024			
Locations Collected		Accessed Via	
24A-0138	10/17/2024	Boat	Grab to be processed on 10/18/2024
24A-0140	10/17/2024	Boat	Grab to be processed on 10/18/2024
24A-0137	10/17/2024	Boat	Grab to be processed on 10/18/2024
24A-0139	10/17/2024	Boat	
24A-0144	10/17/2024	Boat	
24A-0147	10/17/2024	Boat	

Primary Samples Collected			
24A-0137-AS	10/17/2024	collected	VOCs processed, rest being processed 10/18
24A-0139-AS	10/17/2024	collected	
24A-0144-AS	10/17/2024	collected	only collected PCB
24A-0144-BS	10/17/2024	eliminated	
24A-0144-CS	10/17/2024	eliminated	
24A-0147-AS	10/17/2024	collected	
24A-0147-BS	10/17/2024	collected	only collected PCB, TOC/grain size/moisture, VOA, Volatiles-SOL, Metals
24A-0147-CS	10/17/2024	eliminated	No Recovery
24A-0142-AS	10/17/2024	collected	
24A-0142-BS	10/17/2024	collected	only collected PCB/PCDD/F
24A-0142-CS	10/17/2024	eliminated	No Recovery
24A-0145-AS	10/17/2024	collected	
24A-0145-BS	10/17/2024	collected	only collected PCB/PCDD/F
24A-0145-CS	10/17/2024	eliminated	

QC Samples Collected	
24A-0139-AS	10/17/2024
10/17/2024	R09052412-34
10/17/2024	R09052412-35
10/17/2024	R09052412-36
10/17/2024	24A-PE-PCB08
24D-0005-XR	10/17/2024

Overall Progress Update				
Number of Starting Samples	312			
Number of Samples eliminated	24			
Subtotal Samples Needed (To D	288			
Subtotal Samples Collected	176			
Subtotal Samples Remaining	112			
Number of Starting Sample Loca	168			
Number of Sample Locations Co	86			
Number of Sample Locations Eli				
Number of Sample Locations Re	82			
QC samples needed TOTAL	14	QC samples colle	QC samples remaining	
Duplicates	16	10		6
MS/MSDs	16	4		12
PE PCB Cong/PCDDF	8	8		
PE VOCs	16	12		4
PE SVOC	16	12		4
PE TAL Metals	16	12		4
Equipment Blanks	8	5		3

Fish Collection Progress:

- Rebaited the 7 trot lines in phase 2 installed yesterday (10/16)
- Set and rebaited 6 additional trot lines in the Phase 2 reach
- Collected fish for potential sample from trot lines in Phase 2 reach
    - 1 Brown Bullhead (255mm)
    - 1 White Sucker (462mm)

Total Fish Count within each Phase

	Phase 1	**Phase 2**
White Sucker	**6**	**2**
Brown Bullhead	**6**	**6**
Yellow Perch	**8**	**0**
Largemouth Bass	**0**	**1**

Table last updated on 10/17.

Sampling Plan 10/18/24:

Sediment:

- Sample three additional locations via Vibracore near the dam.

Fish Collection:

- Check and pull the 13 trot lines placed in the Phase 2 reach
- Rod and reel in Phase 2 Reach

Deviations from Approved Plan and NCR ID

N/A

Health and Safety

N/A

Recorded by

Maddy Fasca/Josie Lynch

Time On / Off Site

Sediment Sampling Team: 0730/1730
Fish Collection Team: 0615/1530
Trailer Team: 0800/1730

Daily Summary Report
Lower Neponset River Superfund Site
Remedial Investigation/Feasibility Study
Project No. 60703400

Date: 10/18/24

Personnel on Site / Affiliation (if not AECOM) / Role

Maddy Fasca—Trailer lead
Lilly Taylor—Trailer support
Steve Howe- Sediment Sampling Lead
Paula Winchell – Sediment Sampling Lead
Megan Gibbons—Sediment sampling Support
Matt Heppleston – Sediment Sampling Support
Danny Flaherty – Sediment Sampling Support
Joel Meunier – Fish Collection Lead
Walter Mckenna – Fish Collection Support
Josie Lynch – Fish Collection Support
Jeremy Pica – Fish Collection Support
Taylor White – Fish Collection Support
Rick Purdy—SSHO

Visitors to Site (Name / Affiliation / Activity)

N/A

Encounters with Public (describe time, location, etc.)

Work Completed

Sediment Sampling progress:

10/18/2024		
Locations Collected		Accessed Via
24A-0136	10/18/2024	Boat
24A-0135	10/18/2024	Boat
24A-0169	10/18/2024	Boat
24A-0170	10/18/2024	Boat
24A-0171	10/18/2024	Boat

Primary Samples Collected			
24A-0136-AS	10/18/2024	collected	Didnt collect VOCs or SVOC
24A-0138-AS	10/18/2024	collected	Didnt collect VOCs
24A-0140-AS	10/18/2024	collected	Didnt collect VOCs
24A-0135-AS	10/18/2024	collected	
24A-0169-AS	10/18/2024	collected	
24A-0169-BS	10/18/2024	collected	
24A-0169-CS	10/18/2024	collected	Didnt collect VOCs or SVOC
24A-0170-AS	10/18/2024	collected	
24A-0170-BS	10/18/2024	collected	
24A-0170-CS	10/18/2024	collected	
24A-0171-AS	10/18/2024	collected	
24A-0171-BS	10/18/2024	collected	
24A-0171-CS	10/18/2024	collected	

Overall Progress Update				
Number of Starting Samples	321			
Number of Samples eliminated	24			
Subtotal Samples Needed (To Date)	297			
Subtotal Samples Collected	189			
Subtotal Samples Remaining	108			
Number of Starting Sample Locations	171			
Number of Sample Locations Collected	91			
Number of Sample Locations Eliminated				
Number of Sample Locations Remaining	80			
QC samples needed TOTAL	15	QC samples colle	QC samples remaining	
Duplicates	16	10	6	
MS/MSDs	16	4	12	
PE PCB Cong/PCDDF	8	8		
PE VOCs	16	12	4	
PE SVOC	16	12	4	
PE TAL Metals	16	12	4	
Equipment Blanks	8	5	3	

Fish Collection Progress:

- Checked and rebaited the 13 trot lines in Phase 2
- Pulled the 13 trot lines in Phase 2
- Collected fish for potential sample from trot lines in Phase 2 reach
    - 4 Brown Bullhead (268mm, 262mm, 264mm, 262mm)
    - 4 White Sucker (541mm, 511mm, 499mm, 535mm)

Total Fish Count within each Phase

	Phase 1	**Phase 2**
White Sucker	**6**	**6**
Brown Bullhead	**6**	**10**
Yellow Perch	**8**	**0**
Largemouth Bass	**0**	**1**

Table last updated on 10/18.

4 more white suckers and a larger (field duplicate>1 lb) brown bullhead are needed to complete this effort. The larger brown bullhead is not statistically likely, but we have collected a bullhead that is close at ~0.9 lbs.

Sampling Plan 10/21/24:

Sediment:

- Sample locations 24A-0133, 24A-0134, 24A-0132, 24A-0131, 24A-0130, 24A-0129, 24A-0128, 24A-0127

Fish Collection:

- Install 13 trot lines in the Phase 2 reach
- Rod and Reel in Phase 2 reach

Deviations from Approved Plan and NCR ID

N/A

Health and Safety

N/A

Recorded by

Maddy Fasca/Josie Lynch

Time On / Off Site
Sediment Sampling Team: 0730/1600
Fish Collection Team: 0615/1530
Trailer Team: 0800/1730

Daily Summary Report
Lower Neponset River Superfund Site
Remedial Investigation/Feasibility Study
Project No. 60703400

Date: 10/21/24

Personnel on Site / Affiliation (if not AECOM) / Role

Maddy Fasca—Trailer lead
Lilly Taylor—Trailer support
Steve Howe- Sediment Sampling Lead
Paula Winchell – Sediment Sampling Lead
Walter Mckenna – Fish Collection Lead
Taylor White – Fish Collection Lead
Josie Lynch – Fish Collection Support
Jeremy Pica – Fish Collection Support
Rick Purdy—SSHO

Visitors to Site (Name / Affiliation / Activity)

N/A

Encounters with Public (describe time, location, etc.)

Work Completed

Sediment Sampling progress:

10/21/2024		
Locations Collected		**Accessed Via**
24A-0126	10/21/2024	Boat
24A-0128	10/21/2024	Boat
24A-0130	10/21/2024	Boat
24A-0132	10/21/2024	Boat
24A-0134	10/21/2024	Boat
24A-0125	10/21/2024	Boat
24A-0127	10/21/2024	Boat
24A-0129	10/21/2024	Boat
24A-0131	10/21/2024	Boat
24A-0133	10/21/2024	Boat

Primary Samples Collected		
24A-0126-AS	10/21/2024	collected
24A-0128-AS	10/21/2024	collected
24A-0130-AS	10/21/2024	collected
24A-0132-AS	10/21/2024	collected
24A-0134-AS	10/21/2024	collected
24A-0125-AS	10/21/2024	collected
24A-0127-AS	10/21/2024	collected
24A-0129-AS	10/21/2024	collected
24A-0131-AS	10/21/2024	collected
24A-0133-AS	10/21/2024	collected

QC Samples Collected		
24A-0130-AS	10/21/2024	

Overall Progress Update				
Number of Starting Samples	321			
Number of Samples eliminated	24			
Subtotal Samples Needed (To Date)	297			
Subtotal Samples Collected	199			
Subtotal Samples Remaining	98			
Number of Starting Sample Locations	171			
Number of Sample Locations Collected	101			
Number of Sample Locations Eliminated				
Number of Sample Locations Remaining	70			
QC samples needed TOTAL	15	QC samples colle	QC samples remaining	
Duplicates	16	10		6
MS/MSDs	16	5		11
PE PCB Cong/PCDDF	8	8		
PE VOCs	16	12		4
PE SVOC	16	12		4
PE TAL Metals	16	12		4
Equipment Blanks	8	5		3

Fish Collection Progress:

- Installed 12 trot lines in Phase 2 reach

Total Fish Count within each Phase

	Phase 1	**Phase 2**
White Sucker	**6**	**6**
Brown Bullhead	**6**	**10**
Yellow Perch	**8**	**0**
Largemouth Bass	**0**	**1**

Table last updated on 10/18.

Sampling Plan 10/22/24:

Sediment:

- Sample locations 24A-0124, 24A-0123, 24A-0122, 24A-0121, 24A-0120, 24A-0119, 24A-0118, 24A-0117, 24A-0116, 24A-0115

Fish Collection:

- Check and potentially rebait the 12 trot lines in Phase 2 reach
- 4 more white suckers and a larger (field duplicate >1 Ib) brown bullhead are needed to complete this effort. The larger brown bullhead is not statistically likely, but we have collected a bullhead that is close at ~0.9 Ibs.

Deviations from Approved Plan and NCR ID

N/A

Health and Safety

N/A

Recorded by

Maddy Fasca/Josie Lynch

Time On / Off Site

Sediment Sampling Team: 0730/1640
Fish Collection Team: 0615/1640
Trailer Team: 0800/1730

Daily Summary Report
Lower Neponset River Superfund Site
Remedial Investigation/Feasibility Study
Project No. 60703400

Date: 10/22/24	

Personnel on Site / Affiliation (if not AECOM) / Role

Maddy Fasca—Trailer lead
Lilly Taylor—Trailer support
Eric Megna Trailer Support
Steve Howe- Sediment Sampling Lead
Paula Winchell – Sediment Sampling Lead
Walter Mckenna – Fish Collection Lead
Josie Lynch – Fish Collection Support
Jeremy Pica – Fish Collection Support
Rick Purdy—SSHO

Visitors to Site (Name / Affiliation / Activity)

N/A

Encounters with Public (describe time, location, etc.)

Work Completed

Sediment Sampling progress:

10/22/2024		
Locations Collected		Accessed Via
24A-0113	10/22/2024	Boat
24A-0114	10/22/2024	Boat
24A-0115	10/22/2024	Boat
24A-0116	10/22/2024	Boat
24A-0117	10/22/2024	Boat
24A-0118	10/22/2024	Boat
24A-0119	10/22/2024	Boat
24A-0120	10/22/2024	Boat
24A-0122	10/22/2024	Boat
24A-0124	10/22/2024	Boat
24A-0121	10/22/2024	Boat
24A-0123	10/22/2024	Boat

Primary Samples Collected		
24A-0113-AS	10/22/2024	collected
24A-0114-AS	10/22/2024	collected
24A-0115-AS	10/22/2024	collected
24A-0116-AS	10/22/2024	collected
24A-0117-AS	10/22/2024	collected
24A-0118-AS	10/22/2024	collected
24A-0119-AS	10/22/2024	collected
24A-0120-AS	10/22/2024	collected
24A-0122-AS	10/22/2024	collected
24A-0124-AS	10/22/2024	collected
24A-0121-AS	10/22/2024	collected
24A-0123-AS	10/22/2024	collected

QC Samples Collected	
24A-0113-AS	10/22/2024
24A-0118-AS	10/22/2024
24A-0121-AS	10/22/2024
24A-0123-AS	10/22/2024

10/22/2024	R09052413-37	
10/22/2024	R09052413-38	
10/22/2024	R09052413-39	

Overall Progress Update				
Number of Starting Samples	321			
Number of Samples eliminated	24			
Subtotal Samples Needed (To Date)	297			
Subtotal Samples Collected	211			
Subtotal Samples Remaining	86			
Number of Starting Sample Locations	171			
Number of Sample Locations Collected	113			
Number of Sample Locations Eliminated				
Number of Sample Locations Remaining	58			
QC samples needed TOTAL	15	QC samples colle	QC samples remaining	
Duplicates	16	10		6
MS/MSDs	16	9		7
PE PCB Cong/PCDDF	8	8		
PE VOCs	16	13		3
PE SVOC	16	13		3
PE TAL Metals	16	13		3
Equipment Blanks	8	5		3

Fish Collection Progress:
-Checked and rebaited 12 trot lines in Phase 2
-made 1 new trot line
-mended 1 trot line

Total Fish Count within each Phase

	Phase 1	Phase 2
White Sucker	**6**	**6**
Brown Bullhead	**6**	**10**
Yellow Perch	**8**	**0**
Largemouth Bass	**0**	**1**

Table last updated on 10/18.

Sampling Plan 10/23/24:
Sediment:

- Sample locations 24A-0112, 24A-0111, 24A-0109, 24A-0107, 24A-0105, 24A-0102, 24A-0100, 24A-0095, 24A-0088, 24A-0085, 24A-0080,24A-0073

Fish Collection:

- Check and potentially rebait the 12 trot lines in Phase 2 reach and will deploy 2 additional based on observed fish catch
- 4 more white suckers and a larger (field duplicate >1 Ib) brown bullhead are needed to complete this effort. The larger brown bullhead is not statistically likely, but we have collected a bullhead that is close at ~0.9 Ibs.

Deviations from Approved Plan and NCR ID
N/A

Health and Safety
N/A

Recorded by
Maddy Fasca/Josie Lynch

Time On / Off Site
Sediment Sampling Team: 0730/1610
Fish Collection Team: 0615/1610
Trailer Team: 0800/1730

Daily Summary Report
Lower Neponset River Superfund Site
Remedial Investigation/Feasibility Study
Project No. 60703400

Date: 10/23/24

Personnel on Site / Affiliation (if not AECOM) / Role

Maddy Fasca—Trailer lead
Lilly Taylor—Trailer support
Steve Howe- Sediment Sampling Lead
Paula Winchell – Sediment Sampling Lead
Eric Megna - Sediment Sampling Support
Walter Mckenna – Fish Collection Lead
Josie Lynch – Fish Collection Support
Jeremy Pica – Fish Collection Support
Rick Purdy—SSHO

Visitors to Site (Name / Affiliation / Activity)

N/A

Encounters with Public (describe time, location, etc.)

Work Completed

Sediment Sampling progress:

10/23/2024		
Locations Collected		**Accessed Via**
24A-0055	10/23/2024	Boat
24A-0062	10/23/2024	Boat
24A-0065	10/23/2024	Boat
24A-0071	10/23/2024	Boat
24A-0073	10/23/2024	Boat
24A-0080	10/23/2024	Boat
24A-0085	10/23/2024	Boat
24A-0088	10/23/2024	Boat
24A-0095	10/23/2024	Boat
24A-0100	10/23/2024	Boat
24A-0102	10/23/2024	Boat
24A-0105	10/23/2024	Boat
24A-0107	10/23/2024	Boat
24A-0109	10/23/2024	Boat
24A-0111	10/23/2024	Boat
24A-0112	10/23/2024	Boat

Primary Samples Collected		
24A-0055-AS	10/23/2024	collected
24A-0062-AS	10/23/2024	collected
24A-0065-AS	10/23/2024	collected
24A-0071-AS	10/23/2024	collected
24A-0073-AS	10/23/2024	collected
24A-0080-AS	10/23/2024	collected
24A-0085-AS	10/23/2024	collected
24A-0088-AS	10/23/2024	collected
24A-0095-AS	10/23/2024	collected
24A-0100-AS	10/23/2024	collected
24A-0102-AS	10/23/2024	collected
24A-0105-AS	10/23/2024	collected
24A-0107-AS	10/23/2024	collected
24A-0109-AS	10/23/2024	collected
24A-0111-AS	10/23/2024	collected
24A-0112-AS	10/23/2024	collected

QC Samples Collected		
24A-0095-AD		10/23/2024
	10/23/2024	R09052414-40
	10/23/2024	R09052414-41
	10/23/2024	R09052414-42
24D-0006-XR		10/23/2024

Overall Progress Update			
Number of Starting Samples	321		
Number of Samples eliminated	24		
Subtotal Samples Needed (To Date)	297		
Subtotal Samples Collected	227		
Subtotal Samples Remaining	70		
Number of Starting Sample Locations	171		
Number of Sample Locations Collected	129		
Number of Sample Locations Eliminated			
Number of Sample Locations Remaining	42		
QC samples needed TOTAL	15	QC samples colle	QC samples remaining
Duplicates	16	11	5
MS/MSDs	16	9	7
PE PCB Cong/PCDDF	8	8	
PE VOCs	16	14	2
PE SVOC	16	14	2
PE TAL Metals	16	14	2
Equipment Blanks	8	6	2

Fish Collection Progress:

- **Checked and rebaited 12 trot lines in Phase 2**
- **Installed 2 additional trot lines in Phase 2 reach area**
- **Collected <u>one</u> brown bullhead for potential sample (253mm, 274g)**

Total Fish Count within each Phase

	Phase 1	**Phase 2**
White Sucker	**6**	**6**
Brown Bullhead	**6**	**11**

Table last updated on 10/23.

<u>Sampling Plan 10/24/24:</u>

Sediment:

- Sample locations 24A-0051, 24A-0045, 24A-0040, 24A-0039, 24A-0029, 24A-0030, 24A-0031, 24A-0032, 24A-0033, 24A-0034, 24A-0035,24A-0036,24A-0037,24A-0038

Fish Collection:

- Check and potentially rebait the 14 trot lines in Phase 2 reach
- Potentially move 3 trot lines to different areas in Phase 2
- 4 more white suckers and a larger (field duplicate >1 Ib) brown bullhead are needed to complete this effort. The larger brown bullhead is not statistically likely, but we have collected a bullhead that is close at ~0.9 Ibs.
- **More bullheads are being collected while searching for white suckers because six previously collected specimens were an acceptable size but below the ideal weight.**

<u>Deviations from Approved Plan and NCR ID</u>

N/A

<u>Health and Safety</u>

N/A

Recorded by

Maddy Fasca/Josie Lynch

Time On / Off Site

Sediment Sampling Team: 0730/1600
Fish Collection Team: 0615/1620
Trailer Team: 0800/1730

Daily Summary Report
Lower Neponset River Superfund Site
Remedial Investigation/Feasibility Study
Project No. 60703400

Date: 10/24/24	

Personnel on Site / Affiliation (if not AECOM) / Role

Maddy Fasca—Trailer lead
Lilly Taylor—Trailer support
Steve Howe- Sediment Sampling Lead
Paula Winchell – Sediment Sampling Lead
Eric Megna - Sediment Sampling Support
Walter Mckenna – Fish Collection Lead
Josie Lynch – Fish Collection Support
Jeremy Pica – Fish Collection Support
Rick Purdy—SSHO

Visitors to Site (Name / Affiliation / Activity)

N/A

Encounters with Public (describe time, location, etc.)

Work Completed

Sediment Sampling progress:

10/24/2024		
Locations Collected		Accessed Via
24A-0029	10/24/2024	Boat
24A-0030	10/24/2024	Boat
24A-0031	10/24/2024	Boat
24A-0032	10/24/2024	Boat
24A-0033	10/24/2024	Boat
24A-0034	10/24/2024	Boat
24A-0035	10/24/2024	Boat
24A-0036	10/24/2024	Boat
24A-0037	10/24/2024	Boat
24A-0038	10/24/2024	Boat
24A-0039	10/24/2024	Boat
24A-0040	10/24/2024	Boat
24A-0045	10/24/2024	Boat
24A-0051	10/24/2024	Boat

Primary Samples Collected		
24A-0029-AS	10/24/2024	collected
24A-0030-AS	10/24/2024	collected
24A-0031-AS	10/24/2024	collected
24A-0032-AS	10/24/2024	collected
24A-0033-AS	10/24/2024	collected
24A-0034-AS	10/24/2024	collected
24A-0035-AS	10/24/2024	collected
24A-0036-AS	10/24/2024	collected
24A-0037-AS	10/24/2024	collected
24A-0038-AS	10/24/2024	collected
24A-0039-AS	10/24/2024	collected
24A-0040-AS	10/24/2024	collected
24A-0045-AS	10/24/2024	collected
24A-0051-AS	10/24/2024	collected

QC Samples Collected	
24A-0031-AD	10/24/2024
24A-0036-AD	10/24/2024
24A-0039-AD	10/24/2024

24A-0037-AS	10/24/2024

10/24/2024	R09052415-43
10/24/2024	R09052415-44
10/24/2024	R09052415-45

Overall Progress Update			
Number of Starting Samples	321		
Number of Samples eliminated	24		
Subtotal Samples Needed (To Date)	297		
Subtotal Samples Collected	231		
Subtotal Samples Remaining	66		
Number of Starting Sample Locations	171		
Number of Sample Locations Collected	143		
Number of Sample Locations Eliminated			
Number of Sample Locations Remaining	28		
QC samples needed TOTAL	15	QC samples colle	QC samples remaining
Duplicates	16	14	2
MS/MSDs	16	10	6
PE PCB Cong/PCDDF	8	8	
PE VOCs	16	15	1
PE SVOC	16	15	1
PE TAL Metals	16	15	1
Equipment Blanks	8	6	2

Fish Collection Progress:

- Checked 14 trot lines in Phase 2, pulled 12 trot lines and rebaited 2
- Collected one brown bullhead for potential sample in Phase 2
- After correspondence with EPA project leadership, the team shifted efforts to collect white suckers in Phase I due to no catches after 4 days of increased and targeted effort in Phase 2.
- Set 5 trot lines in Phase 1 to remain overnight

Total Fish Count within each Phase

	Phase 1	**Phase 2**
White Sucker	**6**	**6**
Brown Bullhead	**6**	**12**

Table last updated on 10/24.

Sampling Plan 10/25/24:

Sediment:

- Sample locations 24A-0028, 24A-0027, 24A-0026, 24A-0025, 24A-0024, 24A-0023, 24A-0022, 24A-0021, 24A-0020, 24A-0019, 24A-0018,24A-0017,

Fish Collection:

- Check and rebait 5 trot lines in Phase 2
- Check and pull 2 trot lines in Phase 2
- Install trot lines in Phase 1 as time allows, pull all trot lines at the end of the day
- 4 more white suckers and a larger (field duplicate >1 Ib) brown bullhead are needed to complete this effort. The larger brown bullhead is not statistically likely, but we have collected a bullhead that is close at ~0.9 Ibs.
- More bullheads are being collected while searching for white suckers because six previously collected specimens were an acceptable size but below the ideal weight.
- Up to 3 additional larger bullheads will be targeted to achieve optimal mass for sampling in Phase 1.

Deviations from Approved Plan and NCR ID

N/A

Health and Safety

N/A

Recorded by

Maddy Fasca/Josie Lynch

Time On / Off Site

Sediment Sampling Team: 0730/1640
Fish Collection Team: 0615/1630
Trailer Team: 0800/1730

Daily Summary Report
Lower Neponset River Superfund Site
Remedial Investigation/Feasibility Study
Project No. 60703400

Date: 10/25/24

Personnel on Site / Affiliation (if not AECOM) / Role

Maddy Fasca—Trailer lead
Lilly Taylor—Trailer support
Steve Howe- Sediment Sampling Lead
Paula Winchell – Sediment Sampling Lead
Eric Megna - Sediment Sampling Support
Walter Mckenna – Fish Collection Lead
Josie Lynch – Fish Collection Support
Jeremy Pica – Fish Collection Support
Rick Purdy—SSHO

Visitors to Site (Name / Affiliation / Activity)

N/A

Encounters with Public (describe time, location, etc.)

Work Completed

Sediment Sampling progress:

10/25/2024		
Locations Collected		Accessed Via
24A-0017	10/25/2024	Boat
24A-0018	10/25/2024	Boat
24A-0019	10/25/2024	Boat
24A-0020	10/25/2024	Boat
24A-0021	10/25/2024	Boat
24A-0022	10/25/2024	Boat
24A-0023	10/25/2024	Boat
24A-0024	10/25/2024	Boat
24A-0025	10/25/2024	Boat
24A-0026	10/25/2024	Boat
24A-0027	10/25/2024	Boat
24A-0028	10/25/2024	Boat

Primary Samples Collected		
24A-0017-AS	10/25/2024	collected
24A-0018-AS	10/25/2024	collected
24A-0019-AS	10/25/2024	collected
24A-0020-AS	10/25/2024	collected
24A-0021-AS	10/25/2024	collected
24A-0022-AS	10/25/2024	collected
24A-0023-AS	10/25/2024	collected
24A-0024-AS	10/25/2024	collected
24A-0025-AS	10/25/2024	collected
24A-0026-AS	10/25/2024	collected
24A-0027-AS	10/25/2024	collected
24A-0028-AS	10/25/2024	collected

QC Samples Collected		
24A-0018-AS		10/25/2024
24A-0021-AS		10/25/2024
24A-0024-AS		10/25/2024
24A-0027-AS		10/25/2024
	10/25/2024	R09052416-46
	10/25/2024	R09052416-47
	10/25/2024	R09052416-48
24A-0007-XR		10/25/2024

Overall Progress Update				
Number of Starting Samples	321			
Number of Samples eliminated	24			
Subtotal Samples Needed (To Date)	297			
Subtotal Samples Collected	232			
Subtotal Samples Remaining	65			
Number of Starting Sample Locations	171			
Number of Sample Locations Collected	155			
Number of Sample Locations Eliminated				
Number of Sample Locations Remaining	16			
QC samples needed TOTAL	15	QC samples colle	QC samples remaining	
Duplicates	16	14		2
MS/MSDs	16	14		2
PE PCB Cong/PCDDF	8	8		
PE VOCs	16	16		
PE SVOC	16	16		
PE TAL Metals	16	16		
Equipment Blanks	8	7		1

Fish Collection Progress:

- After correspondence with EPA project leadership, the team fully shifted efforts to collect white suckers in Phase I due to no catches after 4 days of increased and targeted effort in Phase 2.
- Installed 3 additional trot lines in Phase 1
- Checked/rebaited 5 trot lines set yesterday in Phase 1
- Checked/pulled 2 trot lines set yesterday in Phase 2
- Checked/pulled 8 trot lines set today in Phase 1
- Collected three brown bullhead for potential sample from Phase 1

Total Fish Count within each Phase

	Quota	**Phase 1**	**Phase 2**
White Sucker- Bottom feeder	**15**	**6**	**6**
Brown Bullhead- Predator	**15**	**6**	**12**

Table last updated on 10/25.

Sampling Plan 10/28/24:

Sediment:

- Sample locations 24A-0016, 24A-0015, 24A-0014, 24A-0013, 24A-0012, 24A-0011, 24A-0010, 24A-0009, 24A-0008,24A-0007

Fish Collection:

- Plan for upcoming Monday: install as many trot lines as time allows in Phase 1
- 4 more white suckers and are needed to complete this effort. A larger (field duplicate >1 Ib) brown bullhead would be optimal. This larger brown bullhead is not statistically likely, but we have collected a bullhead that is close at ~0.9 Ibs.
- More bullheads will be collected while searching for white suckers because three previously collected specimens were an acceptable mass but below the ideal minimum mass.

Deviations from Approved Plan and NCR ID

N/A

Health and Safety

N/A

Recorded by

Maddy Fasca/Josie Lynch

Time On / Off Site

Sediment Sampling Team: 0630/1520
Fish Collection Team: 0630/1615
Trailer Team: 0800/1730

Daily Summary Report
Lower Neponset River Superfund Site
Remedial Investigation/Feasibility Study
Project No. 60703400

Date: 10/28/24

Personnel on Site / Affiliation (if not AECOM) / Role

Maddy Fasca—Trailer lead
Lilly Taylor—Trailer support
Steve Howe- Sediment Sampling Lead
Paula Winchell – Sediment Sampling Lead
Eric Megna - Sediment Sampling Support
Walter Mckenna – Fish Collection Lead
Jeremy Pica – Fish Collection Support
Rick Purdy—SSHO

Visitors to Site (Name / Affiliation / Activity)

N/A

Encounters with Public (describe time, location, etc.)

Work Completed

Sediment Sampling progress:

10/28/2024		
Locations Collected		Accessed Via
24A-0007	10/28/2024	Boat
24A-0008	10/28/2024	Boat
24A-0009	10/28/2024	Boat
24A-0010	10/28/2024	Boat
24A-0011	10/28/2024	Boat
24A-0012	10/28/2024	Boat
24A-0013	10/28/2024	Boat
24A-0014	10/28/2024	Boat
24A-0015	10/28/2024	Boat
24A-0016	10/28/2024	Boat

Primary Samples Collected		
24A-0007-AS	10/28/2024	collected
24A-0008-AS	10/28/2024	collected
24A-0009-AS	10/28/2024	collected
24A-0010-AS	10/28/2024	collected
24A-0011-AS	10/28/2024	collected
24A-0012-AS	10/28/2024	collected
24A-0013-AS	10/28/2024	collected
24A-0014-AS	10/28/2024	collected
24A-0015-AS	10/28/2024	collected
24A-0016-AS	10/28/2024	collected

QC Samples Collected	
24A-0014-AD	10/28/2024
24A-0011-AS	10/28/2024
24A-0016-AS	10/28/2024

Overall Progress Update				
Number of Starting Samples	321			
Number of Samples eliminated	24			
Subtotal Samples Needed (To Date)	297			
Subtotal Samples Collected	232			
Subtotal Samples Remaining	65			
Number of Starting Sample Locations	171			
Number of Sample Locations Collected	165			
Number of Sample Locations Eliminated				
Number of Sample Locations Remaining	6			
QC samples needed TOTAL	15	QC samples colle	QC samples remaining	
Duplicates	16	15		1
MS/MSDs	16	16		
PE PCB Cong/PCDDF	8	8		
PE VOCs	16	16		
PE SVOC	16	16		
PE TAL Metals	16	16		
Equipment Blanks	8	7		1

Fish Collection Progress:

- After correspondence with EPA project leadership, the team fully shifted efforts to collect white suckers in Phase I due to no catches after 4 days of increased and targeted effort in Phase 2.
- Installed 13 trot lines in Phase 1 for overnight set

Total Fish Count within each Phase

	Quota	Phase 1	Phase 2
White Sucker- Bottom feeder	**15**	**6**	**6**
Brown Bullhead- Predator	**15**	**6**	**12**

Table last updated on 10/25.

Sampling Plan 10/29/24:

Sediment:

- Sample locations 24A-0001, 24A-0002, 24A-0003, 24A-0004, 24A-0005, 24A-0006

Fish Collection:

- Plan for tomorrow 10/29: check/rebait trot lines installed on 10/28, install trot lines as time allows
- 4 more white suckers and are needed to complete this effort. A larger (field duplicate >1 Ib) brown bullhead would be optimal. This larger brown bullhead is not statistically likely, but we have collected a bullhead that is close at ~0.9 Ibs.
- More bullheads will be collected while searching for white suckers because three previously collected specimens were an acceptable mass but below the ideal minimum mass.

Deviations from Approved Plan and NCR ID

N/A

Health and Safety

N/A

Recorded by

Maddy Fasca/Walter Mckenna

Time On / Off Site

Sediment Sampling Team: 0645/1600
Fish Collection Team: 0955/1700
Trailer Team: 0800/1730

Daily Summary Report
Lower Neponset River Superfund Site
Remedial Investigation/Feasibility Study
Project No. 60703400

Date: 10/29/24	

Personnel on Site / Affiliation (if not AECOM) / Role

Maddy Fasca—Trailer lead
Lilly Taylor—Trailer support
Steve Howe- Sediment Sampling Lead
Paula Winchell – Sediment Sampling Lead
Eric Megna - Sediment Sampling Support
Walter Mckenna – Fish Collection Lead
Jeremy Pica – Fish Collection Support
Josie Lynch – Fish Trailer Support
Rick Purdy—SSHO

Visitors to Site (Name / Affiliation / Activity)

N/A

Encounters with Public (describe time, location, etc.)

Work Completed

Sediment Sampling progress:

10/29/2024		
Locations Collected		Accessed Via
24A-0001	10/29/2024	Boat
24A-0002	10/29/2024	Boat
24A-0003	10/29/2024	Boat
24A-0004	10/29/2024	Boat
24A-0005	10/29/2024	Boat
24A-0006	10/29/2024	Boat

Primary Samples Collected		
24A-0001-AS	10/29/2024	collected
24A-0002-AS	10/29/2024	collected
24A-0003-AS	10/29/2024	collected
24A-0004-AS	10/29/2024	collected
24A-0005-AS	10/29/2024	collected
24A-0006-AS	10/29/2024	collected

QC Samples Collected	
24A-0004-AD	10/29/2024
24A-0008-XR	10/29/2024

Number of Starting Sample Locations	171		
Number of Sample Locations Collected	171		
Number of Sample Locations Eliminated			
Number of Sample Locations Remaining			
QC samples needed TOTAL	15	QC samples colle	QC samples remaining
Duplicates	16	16	
MS/MSDs	16	16	
PE PCB Cong/PCDDF	8	8	
PE VOCs	16	16	
PE SVOC	16	16	
PE TAL Metals	16	16	
Equipment Blanks	8	8	

Fish Collection Progress:

- After correspondence with EPA project leadership on Thursday 10/24/24, the team shifted efforts to fully collect white suckers in Phase I due to no catches after 4 days of increased and targeted effort in Phase 2.
- Installed one additional trot line in Phase 1
- Checked and rebaited the 13 trot lines in Phase 1
- Collected fish for potential sample from trot lines in Phase 1 reach
    - 1 Brown Bullhead (251mm)
    - 1 White Sucker (488mm)
    -

Total Fish Count within each Phase

	Quota	Phase 1	Phase 2
White Sucker- Bottom feeder	**15**	**7**	**6**
Brown Bullhead- Predator	**15**	**7**	**12**

Table last updated on 10/29.

Sampling Plan 10/30/24:

Surface Water Low flow Conditions:

- Sample locations 24B-0001, 24B-0002, 24B-0003, 24B-0004, 24B-0005

Fish Collection:

- Check/rebait trot lines installed on 10/28 & 10/29
- 3 more white suckers are needed to complete this effort. A larger (field duplicate >1 Ib) brown bullhead would be optimal. This larger brown bullhead is not statistically likely, but we have collected a bullhead that is close at ~0.9 Ibs.
- More bullheads will be collected while searching for white suckers because three previously collected specimens were an acceptable mass but below the ideal minimum mass.

Deviations from Approved Plan and NCR ID

N/A

Health and Safety

N/A

Recorded by

Maddy Fasca/Josie Lynch

Time On / Off Site

Sediment Sampling Team: 0625/1210
Fish Collection Team: 0615/1630
Trailer Team: 0750/1730

Daily Summary Report
Lower Neponset River Superfund Site
Remedial Investigation/Feasibility Study
Project No. 60703400

Date: 10/30/24	

Personnel on Site / Affiliation (if not AECOM) / Role

Maddy Fasca—Trailer Lead
Lilly Taylor—Trailer Support
Paula Winchell – Surface Water Sampling Lead
Steve Howe – Surface Water Sampling Support
Eric Megna - Surface Water Sampling Support
Walter Mckenna – Fish Collection Lead
Jeremy Pica – Fish Collection Support
Sean Maxwell – Fish Trailer Lead
Josie Lynch – Fish Trailer Support
Rick Purdy—SSHO

Visitors to Site (Name / Affiliation / Activity)

N/A

Encounters with Public (describe time, location, etc.)

N/A

Work Completed

Surface Water Sampling progress:

Locations for low flow conditions collected:

- 24B-0001
  - Sample ID: 24B-0001-ASL
- 24B-0002
  - Sample ID: 24B-0002-ASL
  - Duplicate collected at this location (24B-0002-ADL)
- 24B-0003
  - Sample ID: 24B-0003-ASL (Sample Designated as MS/MSD)
- 24B-0004
  - Sample ID: 24B-0004-ASL
- 24B-0005
  -Sample ID: 24B-0005-ASL

PE Samples Sent

- 24B-R10162401-1
- 24B-R10162401-2
- 24B-R10162401-3
- 24B-R10162401-4
- 24B-R10162401-5
- 24B-101124R-1
- 24B-PCB-01

The location for sample 24B-0004 at Pine Tree Brook was relocated due to was water backup and pooling at the planned location. The sample location was moved approximately 20 feet upstream of the Elliot St crossing of Pine Tree Brook.

Fish Collection Progress:

- After correspondence with EPA project leadership on Thursday 10/24/24, the team fully shifted efforts to collect white suckers in Phase I due to no catches after 4 days of increased and targeted effort in Phase 2.
- Checked and rebaited the 14 trot lines installed in Phase 1.
- Collected fish for potential sample from trot lines in Phase 1 reach
    - 4 Brown Bullhead (252mm, 249mm, 245mm, 251mm)
    - 1 White Sucker (515mm)

Total Fish Count within each Phase

	Quota	**Phase 1**	**Phase 2**
White Sucker- Bottom feeder	**15**	**8**	**6**
Brown Bullhead- Predator	**15**	**11**	**12**

Table last updated on 10/30.

<u>Sampling Plan 10/31/24:</u>
Fish Collection:

- **Check and rebait the 14 trot lines installed in Phase 1**
- 2 more white suckers and are needed to complete this effort. A larger (field duplicate >1 Ib) brown bullhead would be optimal. This larger brown bullhead is not statistically likely, but we have collected a bullhead that is close at ~0.9 Ibs.
- More bullheads will be collected while searching for white suckers because three previously collected specimens were an acceptable mass but below the ideal minimum mass.

Deviations from Approved Plan and NCR ID N/A
Health and Safety N/A
Recorded by Maddy Fasca/Walter Mckenna
Time On / Off Site Surface Water Sampling Team: 0605/1210 Fish Collection Team: 0615/1630 Trailer Team: 0730/1730

Daily Summary Report
Lower Neponset River Superfund Site
Remedial Investigation/Feasibility Study
Project No. 60703400

Date: 10/31/24	

Personnel on Site / Affiliation (if not AECOM) / Role
Joel Meunier—Fish Sampling Lead
Lilly Taylor—Fish Sampling Support
Josie Lynch – Fish Sampling Support

Visitors to Site (Name / Affiliation / Activity)
N/A

Encounters with Public (describe time, location, etc.)
N/A

Work Completed

Fish Collection Progress:

- Checked and rebaited the 14 trot lines installed in Phase 1.

Total Fish Count within each Phase

	Quota	**Phase 1**	**Phase 2**
White Sucker- Bottom feeder	**15**	**8**	**6**
Brown Bullhead- Predator	**15**	**11**	**12**

Table last updated on 10/30.

Sampling Plan 11/1/24:

Fish Collection:

- **Check and pull the 14 trot lines installed in Phase 1**
- 1 more white sucker is needed to complete this effort with the assumption that the quotas can be adjusted for available fish and habitat. i.e. - 9 of each species can be used as samples in Phase 1 and 6 can be used in Phase 2. More bullheads will be collected while searching for white suckers because some previously collected specimens were an acceptable mass, but below the ideal minimum mass.

Deviations from Approved Plan and NCR ID N/A
Health and Safety N/A
Recorded by Josie Lynch
Time On / Off Site Fish Collection Team: 0615/1630

Daily Summary Report
Lower Neponset River Superfund Site
Remedial Investigation/Feasibility Study
Project No. 60703400

Date: 11/01/24	

Personnel on Site / Affiliation (if not AECOM) / Role
Walter McKenna—Fish Sampling Lead
Jeremy Pica—Fish Sampling Support
Josie Lynch – Fish Sampling Support

Visitors to Site (Name / Affiliation / Activity)
N/A

Encounters with Public (describe time, location, etc.)

Work Completed
Fish Collection Progress:

- After correspondence with EPA project leadership on Thursday 10/24/24, the team fully shifted efforts to collect white suckers in Phase I due to no catches after 4 days of increased and targeted effort in Phase 2.
- Checked and pulled the 14 trot lines installed in Phase 1.
- Collected fish for potential sample from trot lines in Phase 1 reach
    - 4 Brown Bullhead (255mm, 264mm, 269mm 253mm)

Total Fish Count within each Phase

	Quota	**Phase 1**	**Phase 2**
White Sucker- Bottom feeder	**15**	**8**	**6**
Brown Bullhead- Predator	**15**	**15**	**12**

Table last updated on 11/01.

Sampling Plan 11/4/24:

- Prep coolers/samples for shipping
- Continuation of fish collecction is tentative at this time based onn diminishing catches.

Deviations from Approved Plan and NCR ID

N/A

Health and Safety

N/A

Recorded by

Josie Lynch

Time On / Off Site

Fish Collection Team: 0615/1500

Daily Summary Report
Lower Neponset River Superfund Site
Remedial Investigation/Feasibility Study
Project No. 60703400

Date: 05/10/2025	

Personnel on Site / Affiliation (if not AECOM) / Role

Paula Winchell—Surface Water Sampling Lead
Steve Howe—Surface Water Sampling Support
Eric Megna – Surface Water Sampling Support
Courtney Toomey – Scribe Support

Visitors to Site (Name / Affiliation / Activity)

N/A

Encounters with Public (describe time, location, etc.)

N/A

Work Completed

Surface Water Sample Collection Progress:

- Collected surface water samples from 4 locations

Sampling Plan 05/10/25:

Samples collected for the following Analyses: VOCs, Pesticides, Dioxin/Furans, PCB 209 Congeners, total ICP-MS Metals/Mercury, and dissolved ICP-MS Metals/Mercury.

- 25A-0001-ASH and 25A-0001-ASH-F
- 25A-0002-ASH and 25A-0002-ASH-F
- 25A-0004-ASH and 25A-0004-ASH-F (Parent/MS/MSD)
- 25A-0005-ASH and 25A-0005-ASH-F (Parent)
- 25A-005-ASH-CS and 25A-0005-ASH-CS-F (Field Duplicate)
- Trip Blank: 25A-0002-2T
- Equipment Blank: 25A-0001-XR and 25A-0001-XR-F

Deviations from Approved Plan and NCR ID

N/A

Health and Safety

N/A

Recorded by Courtney Toomey
Time On / Off Site Surface Water Collection Team: 0700/1430

Attachment 2 Soil Boring Logs

AECOM

Boring Number: 24D-0001

TOTAL DEPTH: 1.50 ft

CLIENT USEPA R1
PROJECT NAME Lower Neponset River
PROJECT NUMBER MAN000102204
SITE NAME Lower Neponset River
DATE STARTED 03-Jun-2024 11:05
DATE COMPLETED 03-Jun-2024 12:13
DRILLING CONTRACTOR AECOM
EASTING 762460.5 **NORTHING** 2920297.4
DRILLING METHOD Hand Auger/Tile Spade
HOLE DIAMETER 3 in
DEPTH TO WATER 0.95 ft
LOGGED BY Walter McKenna
CHECKED BY Josie Lynch

Depth	Recovery (%)	PID	Sample ID	Graphic	Material Description
0.5	100	0	24D-0001-AS		Organic matter. Roots and sticks present. [TOPSOIL] - Brown, moist, firm - No odor, no staining
					Elastic silt (MH), 5-15% fine sand. Roots present. [NATIVE] - Brown, moist, soft - No odor, no staining
1.0					Silty sand (SM), fine, subrounded, 20-30% silt. [NATIVE] - Gray to brown, moist, soft - No odor, no staining
	100	0	24D-0001-BS		
1.5					Cobbles, 25-35% fine sand. Rotting wood present. [NATIVE] - Gray to brown, wet, soft - No odor, no staining
					Boring terminated at 1.5 feet
2.0					
2.5					
3.0					
3.5					
4.0					

Remarks:

AECOM

Boring Number: 24D-0002

TOTAL DEPTH: 1.90 ft

CLIENT USEPA R1
PROJECT NAME Lower Neponset River
PROJECT NUMBER MAN000102204
SITE NAME Lower Neponset River
DATE STARTED 03-Jun-2024 09:23
DATE COMPLETED 03-Jun-2024 10:36
DRILLING CONTRACTOR AECOM
EASTING 762559.0 **NORTHING** 2920286.7
DRILLING METHOD Hand Auger/Tile Spade
HOLE DIAMETER 3 in
DEPTH TO WATER 0.35 ft
LOGGED BY Walter McKenna
CHECKED BY Josie Lynch

Depth	Recovery (%)	PID	Sample ID	Graphic	Material Description
0.5	100	0.1	24D-0002-AS		Silty sand (SM), fine to medium, subrounded, 35-45% silt. [NATIVE] - Brown, wet, soft - No odor, no staining
1.0					
1.5	100	0	24D-0002-BS		Well-graded sand with gravel (SW), fine to medium, subrounded, 35-45% fine to coarse gravel, <10% silt. [NATIVE] - Wet, very soft -No odor, no staining
2.0					Boring terminated at 1.9 feet
2.5					
3.0					
3.5					
4.0					

Remarks:

AECOM

Boring Number: 24D-0003

TOTAL DEPTH: 1.50 ft

CLIENT USEPA R1
PROJECT NAME Lower Neponset River
PROJECT NUMBER MAN000102204
SITE NAME Lower Neponset River
DATE STARTED 03-Jun-2024 08:26
DATE COMPLETED 03-Jun-2024 09:15
DRILLING CONTRACTOR AECOM
EASTING 762632.0 **NORTHING** 2920320.4
DRILLING METHOD Hand Auger/Tile Spade
HOLE DIAMETER 3 in
DEPTH TO WATER 0.90 ft
LOGGED BY Walter McKenna
CHECKED BY Josie Lynch

Depth	Recovery (%)	PID	Sample ID	Graphic	Material Description
0.5	100	0	24D-0003-AS		Organic matter, 15-25% fine to coarse sand. Grass, thin roots present. [TOPSOIL] - Brown, moist, soft - No odor, no staining
1.0					Silty gravel with sand (GM), fine to coarse, angular, 25-35% fine to medium sand, 20-30% silt. Minimal roots present. Wet past water table at 0.9'. [NATIVE] - Gray to brown, moist, loose - No odor, no staining
1.5	100	0	24D-0003-BS		Cobbles, 25-35% coarse gravel. Gravel/cobble layer. [NATIVE] - Gray to brown, wet, loose - No odor, no staining
2.0					Boring terminated at 1.5 feet
2.5					
3.0					
3.5					
4.0					

Remarks:

AECOM

Boring Number: 24D-0004

TOTAL DEPTH: 1.40 ft

CLIENT USEPA R1
PROJECT NAME Lower Neponset River
PROJECT NUMBER MAN000102204
SITE NAME Lower Neponset River
DATE STARTED 29-May-2024 13:41
DATE COMPLETED 29-May-2024 15:06
DRILLING CONTRACTOR AECOM
EASTING 762730.7 **NORTHING** 2920332.0
DRILLING METHOD Hand Auger/Tile Spade
HOLE DIAMETER 3 in
DEPTH TO WATER 0.90 ft
LOGGED BY Walter McKenna
CHECKED BY Josie Lynch

Depth	Recovery (%)	PID	Sample ID	Graphic	Material Description
0.5	100	0	24D-0004-AS		Sandy silt with gravel (ML), 15-25% fine to medium sand, 10-20% fine to coarse gravel. Upper 0.3 feet were largely moss and root mass. Roots throughout, increasingly coarse with depth. [NATIVE] - Brown, wet, soft - No odor, no staining
1.0	100	0	24D-0004-BS		
1.5					Boring terminated at 1.4 feet
2.0					
2.5					
3.0					
3.5					
4.0					

Remarks:

AECOM

Boring Number: 24D-0005

TOTAL DEPTH: 0.80 ft

CLIENT USEPA R1
PROJECT NAME Lower Neponset River
PROJECT NUMBER MAN000102204
SITE NAME Lower Neponset River
DATE STARTED 29-May-2024 11:53
DATE COMPLETED 29-May-2024 12:44
DRILLING CONTRACTOR AECOM
EASTING 762839.7 **NORTHING** 2920365.8
DRILLING METHOD Hand Auger/Tile Spade
HOLE DIAMETER 3 in
DEPTH TO WATER ft
LOGGED BY Walter McKenna
CHECKED BY Josie Lynch

Depth	Recovery (%)	PID	Sample ID	Graphic	Material Description
0.5	100	0	24D-0005-AS		Elastic silt (MH), 5-15% fine to coarse gravel and cobbles. Significant root debris. [NATIVE] - Dark brown, moist, firm - No odor, no staining
1.0					Boring terminated at 0.8 feet
1.5					
2.0					
2.5					
3.0					
3.5					
4.0					

Remarks:

AECOM

Boring Number: 24D-0006

TOTAL DEPTH: 2.40 ft

CLIENT USEPA R1
PROJECT NAME Lower Neponset River
PROJECT NUMBER MAN000102204
SITE NAME Lower Neponset River
DATE STARTED 29-May-2024 09:56
DATE COMPLETED 29-May-2024 11:26
DRILLING CONTRACTOR AECOM
EASTING 762913.9 **NORTHING** 2920377.3
DRILLING METHOD Hand Auger/Tile Spade
HOLE DIAMETER 3 in
DEPTH TO WATER 0.40 ft
LOGGED BY Walter McKenna
CHECKED BY Josie Lynch

Depth	Recovery (%)	PID	Sample ID	Graphic	Material Description
0.5	100	0.2	24D-0006-AS		Silt (ML). Upper 0.8 ft is darker brown with heavy root content. - Brown, wet, very soft - No odor, no staining
1.0					
1.5	100	0	24D-0006-BS		Silty sand with gravel (SM), fine to coarse, rounded, 15-25% silt, 15-25% fine to coarse gravel. Some reddish brown horizons. [NATIVE] - Gray to brown, wet, very soft - No odor, no staining
2.0					
	100	0	24D-0006-CS		Well-graded sand with silt and gravel (SW-SM), fine to coarse, subrounded, 20-30% fine to coarse gravel, 5-15% silt. [NATIVE] - Gray to brown, wet, very soft - No odor, no staining
2.5					Boring terminated at 2.4 feet
3.0					
3.5					
4.0					

Remarks:

AECOM

Boring Number: 24D-0008

TOTAL DEPTH: 2.30 ft

CLIENT USEPA R1
PROJECT NAME Lower Neponset River
PROJECT NUMBER MAN000102204
SITE NAME Lower Neponset River
DATE STARTED 18-Jun-2024 09:20
DATE COMPLETED 18-Jun-2024 10:57
DRILLING CONTRACTOR AECOM
EASTING 763576.4 **NORTHING** 2919946.7
DRILLING METHOD Hand Auger/Tile Spade
HOLE DIAMETER 2 in
DEPTH TO WATER 0.50 ft
LOGGED BY Bill Abrahams-Dematte
CHECKED BY Josie Lynch

Depth	Recovery (%)	PID	Sample ID	Graphic	Material Description
0.5	100	0.1	24D-0008-AS 24D-0008-AD		Organic matter, 25-35% silt. Leaf and roots with silt. [NATIVE] - Brown to black, wet, soft - No odor, no staining
1.0					Poorly graded sand (SP), fine to medium. [NATIVE] - Gray to brown, wet, very loose - No odor, no staining
1.5	100	0	24D-0008-BS		Poorly graded sand (SP), fine, <10% medium sand. Organics mixed in: roots, leaves. [NATIVE] - Gray, wet, very loose - No odor, no staining
2.0	100	0	24D-0008-CS		Poorly graded sand (SP), fine to medium, trace silt and coarse sand. Refused at 2.3 ft on root. [NATIVE] - Gray, wet, loose - No odor, no staining
2.5					Boring terminated at 2.3 feet
3.0					
3.5					
4.0					
4.5					
5.0					

Remarks:

AECOM

Boring Number: 24D-0009

TOTAL DEPTH: 3.00 ft

CLIENT USEPA R1
PROJECT NAME Lower Neponset River
PROJECT NUMBER MAN000102204
SITE NAME Lower Neponset River
DATE STARTED 18-Jun-2024 11:00
DATE COMPLETED
DRILLING CONTRACTOR AECOM
EASTING 763649.7 **NORTHING** 2919969.2
DRILLING METHOD Hand Auger/Tile Spade
HOLE DIAMETER 2 in
DEPTH TO WATER 0.50 ft
LOGGED BY Bill Abrahams-Dematte
CHECKED BY Josie Lynch

Depth	Recovery (%)	PID	Sample ID	Graphic	Material Description
0.5	100	0	24D-0009-AS 24D-0009-AD		Organic soil (OL), <10% fine sand. Leaves and roots. [NATIVE] - Brown to black, moist, very soft - No odor, no staining
1.0					
1.5	100	0	24D-0009-BS		Poorly graded sand (SP), fine to coarse, mostly fine to medium sand. [NATIVE]. - Brown to gray, wet, loose - No odor, no staining at 1.2 ft.
2.0					
2.5	100	0	24D-0009-CS		Poorly graded sand (SP), fine to medium, trace silt. [NATIVE] - Gray, wet, loose - No odor, no staining
3.0					Well-graded sand (SW), fine to coarse, trace gravel. [NATIVE] - Gray, wet, loose - No odor, no staining
3.5					Boring terminated at 3 feet
4.0					
4.5					
5.0					
5.5					
6.0					

Remarks:

AECOM

Boring Number: 24D-0010

TOTAL DEPTH: 3.00 ft

CLIENT USEPA R1
PROJECT NAME Lower Neponset River
PROJECT NUMBER MAN000102204
SITE NAME Lower Neponset River
DATE STARTED 18-Jun-2024 15:13
DATE COMPLETED
DRILLING CONTRACTOR AECOM
EASTING 763731.2 **NORTHING** 2920003.0
DRILLING METHOD Hand Auger/Tile Spade
HOLE DIAMETER 2 in
DEPTH TO WATER 1.10 ft
LOGGED BY Bill Abrahams-Dematte
CHECKED BY Josie Lynch

Depth	Recovery (%)	PID	Sample ID	Graphic	Material Description
0.5	100	0	24D-0010-AS		Organic soil (OL). [NATIVE] - Brown to black, moist, very soft - No odor, no staining
1.0					
1.5	100	0	24D-0010-BS		Silt (ML). Roots present. [NATIVE] - Brown, wet, soft - No odor, no staining
2.0					Poorly graded sand (SP), fine, trace medium sand. [NATIVE] - Gray, wet, very loose - No odor, no staining
2.5	100	0	24D-0010-CS		Poorly graded sand (SP), fine. [NATIVE] - Gray, wet, loose - No odor, no staining
3.0					Boring terminated at 3 feet
3.5					
4.0					
4.5					
5.0					
5.5					
6.0					

Remarks:

AECOM

Boring Number: 24D-0011

TOTAL DEPTH: 3.00 ft

CLIENT USEPA R1
PROJECT NAME Lower Neponset River
PROJECT NUMBER MAN000102204
SITE NAME Lower Neponset River
DATE STARTED 18-Jun-2024 13:15
DATE COMPLETED 18-Jun-2024 15:10
DRILLING CONTRACTOR AECOM
EASTING 763801.9 **NORTHING** 2920081.2
DRILLING METHOD Hand Auger/Tile Spade
HOLE DIAMETER 2 in
DEPTH TO WATER 1.10 ft
LOGGED BY Bill Abrahams-Dematte
CHECKED BY Josie Lynch

Depth	Recovery (%)	PID	Sample ID	Graphic	Material Description
0.5	100	0	24D-0011-AS		Silt (ML). Roots, trace leaves and fine sand. [NATIVE] - Brown to black, moist, soft - No odor, no staining
1.0					Silty sand (SM), fine, 35-45% silt. Roots. [NATIVE] - Gray, moist, loose - No odor, Iron Mottling
1.5	100	0	24D-0011-BS		
2.0					Poorly graded sand (SP), fine. [NATIVE] - Gray, wet, loose - No odor, no staining
2.5	100	0	24D-0011-CS		
3.0					Boring terminated at 3 feet
3.5					
4.0					
4.5					
5.0					
5.5					
6.0					

Remarks:

AECOM

Boring Number: 24D-0012

TOTAL DEPTH: 2.50 ft

CLIENT USEPA R1
PROJECT NAME Lower Neponset River
PROJECT NUMBER MAN000102204
SITE NAME Lower Neponset River
DATE STARTED 17-Jun-2024 12:52
DATE COMPLETED 17-Jun-2024 14:33
DRILLING CONTRACTOR AECOM
EASTING 763838.3 **NORTHING** 2920114.7
DRILLING METHOD Hand Auger/Tile Spade
HOLE DIAMETER 3 in
DEPTH TO WATER 0.80 ft
LOGGED BY Walter McKenna
CHECKED BY Josie Lynch

Depth	Recovery (%)	PID	Sample ID	Graphic	Material Description
0.5	100	0	24D-0012-AS		Elastic silt (MH). Organics throughout. [NATIVE] - Brown to black, moist, soft - No odor, no staining
1.0					
1.5	100	0	24D-0012-BS		Poorly graded sand (SP), fine, subrounded. Large piece of plastic trash present. [NATIVE] - Gray to brown, wet, soft - No odor, no staining
2.0	100	0	24D-0012-CS		Fat clay with sand (CH), <10% coarse gravel, 5-15% fine to medium sand. [NATIVE] - Gray to brown, wet, medium dense - Peaty odor, no staining
2.5					Boring terminated at 2.5 feet
3.0					
3.5					
4.0					
4.5					
5.0					

Remarks:

AECOM

Boring Number: 24D-0013

TOTAL DEPTH: 2.10 **ft**

CLIENT USEPA R1
PROJECT NAME Lower Neponset River
PROJECT NUMBER MAN000102204
SITE NAME Lower Neponset River
DATE STARTED 17-Jun-2024 11:03
DATE COMPLETED 17-Jun-2024 12:19
DRILLING CONTRACTOR AECOM
EASTING 763906.6 **NORTHING** 2920192.9
DRILLING METHOD Hand Auger/Tile Spade
HOLE DIAMETER 3 in
DEPTH TO WATER ft
LOGGED BY Walter McKenna
CHECKED BY Josie Lynch

Depth	Recovery (%)	PID	Sample ID	Graphic	Material Description
0.5	100	0	24D-0013-AS		Sandy silt (ML), 20-30% fine sand, 5-15% coarse gravel. Roots throughout. [NATIVE] - Brown, moist, very soft - No odor, no staining
1.0					Silty sand (SM), fine, subrounded, 25-35% silt, 5-15% coarse gravel. Lighter brown than upper interval, roots throughout, increasing gravel content with depth. - Brown, moist, soft - No odor, no staining
1.5	100	0	24D-0013-BS		
2.0	100	0	24D-0013-CS		Boring terminated at 2.1 feet
2.5					
3.0					
3.5					
4.0					
4.5					

Remarks:

AECOM

Boring Number: 24D-0014

TOTAL DEPTH: 1.60 ft

CLIENT USEPA R1
PROJECT NAME Lower Neponset River
PROJECT NUMBER MAN000102204
SITE NAME Lower Neponset River
DATE STARTED 17-Jun-2024 09:51
DATE COMPLETED 17-Jun-2024 10:44
DRILLING CONTRACTOR AECOM
EASTING 763967.6 **NORTHING** 2920259.9
DRILLING METHOD Hand Auger/Tile Spade
HOLE DIAMETER 3 in
DEPTH TO WATER ft
LOGGED BY Walter McKenna
CHECKED BY Josie Lynch

Depth	Recovery (%)	PID	Sample ID	Graphic	Material Description
0.5	100	0	24D-0014-AS		Silt (ML). Roots present throughout. [TOPSOIL] - Brown, dry, loose - No odor, no staining
1.0					Poorly graded sand (SP), fine, trace roots. [NATIVE] - Gray to brown, moist, loose - No odor, no staining
1.5	100	0	24D-0014-BS		Sandy silt (ML), 20-30% fine sand, <10% fine to coarse gravel. Roots present throughout. [NATIVE] - Gray to brown, moist, loose - No odor, no staining
2.0					Boring terminated at 1.6 feet
2.5					
3.0					
3.5					
4.0					

Remarks:

AECOM

Boring Number: 24D-0015

TOTAL DEPTH: 1.00 ft

CLIENT USEPA R1
PROJECT NAME Lower Neponset River
PROJECT NUMBER MAN000102204
SITE NAME Lower Neponset River
DATE STARTED 17-Jun-2024 08:31
DATE COMPLETED 17-Jun-2024 09:38
DRILLING CONTRACTOR AECOM
EASTING 764061.6 **NORTHING** 2920315.9
DRILLING METHOD Hand Auger/Tile Spade
HOLE DIAMETER 3 in
DEPTH TO WATER ft
LOGGED BY Walter McKenna
CHECKED BY Josie Lynch

Depth	Recovery (%)	PID	Sample ID	Graphic	Material Description
0.5	100	0	24D-0015-AS		Gravelly silt (ML), 25-35% fine to coarse gravel. Roots throughout. Broken glass present. [TOPSOIL] - Brown, dry, very loose - No odor, no staining
1.0					Boring terminated at 1 feet
1.5					
2.0					
2.5					
3.0					
3.5					

Remarks:

AECOM

Boring Number: 24D-0016

TOTAL DEPTH: 1.30 ft

CLIENT USEPA R1
PROJECT NAME Lower Neponset River
PROJECT NUMBER MAN000102204
SITE NAME Lower Neponset River
DATE STARTED 14-Jun-2024 12:57
DATE COMPLETED 14-Jun-2024 13:34
DRILLING CONTRACTOR AECOM
EASTING 764167.7 **NORTHING** 2920405.4
DRILLING METHOD Hand Auger/Tile Spade
HOLE DIAMETER 3 in
DEPTH TO WATER 0.30 ft
LOGGED BY Walter McKenna
CHECKED BY Josie Lynch

Depth	Recovery (%)	PID	Sample ID	Graphic	Material Description
0.5	100	0.6	24D-0016-AS		Organic matter, 35-45% silt, <10% gravel. Roots present. -Brown to black, wet, medium dense - No odor, no staining
1.0	100	0	24D-0016-BS		Silty sand with gravel (SM), fine to coarse, 10-20% coarse gravel, 10-20% silt, <10% clay. Organics throughout. - Brown to black, wet, very loose -No odor, no staining
1.5					Boring terminated at 1.3 feet
2.0					
2.5					
3.0					
3.5					

Remarks:

AECOM

Boring Number: 24D-0017

TOTAL DEPTH: 0.40 ft

CLIENT USEPA R1
PROJECT NAME Lower Neponset River
PROJECT NUMBER MAN000102204
SITE NAME Lower Neponset River
DATE STARTED 14-Jun-2024 11:47
DATE COMPLETED 14-Jun-2024 12:23
DRILLING CONTRACTOR AECOM
EASTING 764213.7 **NORTHING** 2920439.0
DRILLING METHOD Hand Auger/Tile Spade
HOLE DIAMETER 3 in
DEPTH TO WATER ft
LOGGED BY Walter McKenna
CHECKED BY Josie Lynch

Depth	Recovery (%)	PID	Sample ID	Graphic	Material Description
	100	0	24D-0017-AS		Silt (ML), 5-15% fine sand. Roots present. [TOPSOIL] - Brown, dry, medium dense - No odor, no staining
0.5					Boring terminated at 0.4 feet
1.0					
1.5					
2.0					
2.5					

Remarks:

AECOM

Boring Number: 24D-0018

TOTAL DEPTH: 1.00 ft

CLIENT USEPA R1
PROJECT NAME Lower Neponset River
PROJECT NUMBER MAN000102204
SITE NAME Lower Neponset River
DATE STARTED 14-Jun-2024 10:13
DATE COMPLETED 14-Jun-2024 11:04
DRILLING CONTRACTOR AECOM
EASTING 764290.0 **NORTHING** 2920483.8
DRILLING METHOD Hand Auger/Tile Spade
HOLE DIAMETER 3 in
DEPTH TO WATER 0.70 ft
LOGGED BY Walter McKenna
CHECKED BY Josie Lynch

Depth	Recovery (%)	PID	Sample ID	Graphic	Material Description
0.5	100	0	24D-0018-AS		Silt (ML). Dense root masses. Trace trash. [NATIVE] - Brown, moist, soft - No odor, no staining
1.0					Boring terminated at 1 feet
1.5					
2.0					
2.5					
3.0					
3.5					

Remarks:

AECOM

Boring Number: 24D-0019

TOTAL DEPTH: 1.60 ft

CLIENT USEPA R1
PROJECT NAME Lower Neponset River
PROJECT NUMBER MAN000102204
SITE NAME Lower Neponset River
DATE STARTED 14-Jun-2024 08:22
DATE COMPLETED 14-Jun-2024 09:50
DRILLING CONTRACTOR AECOM
EASTING 764358.0 **NORTHING** 2920550.8
DRILLING METHOD Hand Auger/Tile Spade
HOLE DIAMETER 3 in
DEPTH TO WATER 0.80 ft
LOGGED BY Walter McKenna
CHECKED BY Josie Lynch

Depth	Recovery (%)	PID	Sample ID	Graphic	Material Description
0.5	100	0	24D-0019-AS		Elastic silt with gravel (MH), 15-25% coarse gravel. Organics throughout. Trace trash. - Brown to black, moist, medium dense - No odor, no staining
1.0	100	0	24D-0019-BS		Silty sand with gravel (SM), fine to coarse, 25-35% silt, 15-25% coarse gravel. Organics decreasing with depth. - Brown to black, moist, loose - No odor, no staining
1.5					Boring terminated at 1.6 feet
2.0					
2.5					
3.0					
3.5					
4.0					

Remarks:

AECOM

Boring Number: 24D-0020

TOTAL DEPTH: 3.00 ft

CLIENT USEPA R1
PROJECT NAME Lower Neponset River
PROJECT NUMBER MAN000102204
SITE NAME Lower Neponset River
DATE STARTED 05-Jun-2024 11:27
DATE COMPLETED 05-Jun-2024 14:20
DRILLING CONTRACTOR AECOM
EASTING 764420.9 **NORTHING** 2920629.0
DRILLING METHOD Hand Auger/Tile Spade
HOLE DIAMETER 2 in
DEPTH TO WATER 0.70 ft
LOGGED BY Bill Abrahams-Dematte
CHECKED BY Josie Lynch

Depth	Recovery (%)	PID	Sample ID	Graphic	Material Description
0.5	100	0	24D-0020-AS		Silt (ML), trace fine sand and roots. [NATIVE] - Brown to black, moist, soft - No odor, no staining
1.0					Silty sand (SM), fine, 25-35% silt, roots. [NATIVE] - Light brown, moist, loose - No odor, iron mottling
1.5	100	0	24D-0020-BS		Poorly graded sand (SP), fine, trace silt. [NATIVE] - Gray, wet, loose - No odor, no staining
2.0					
2.5	100	0	24D-0020-CS		
3.0					Well-graded sand (SW), fine to coarse, subangular, 5-15% fine to coarse gravel. [NATIVE] - Light brown, wet, very loose - No odor, no staining
3.5					Boring terminated at 3 feet
4.0					
4.5					
5.0					
5.5					
6.0					

Remarks:

AECOM

Boring Number: 24D-0021

TOTAL DEPTH: 3.00 ft

CLIENT USEPA R1
PROJECT NAME Lower Neponset River
PROJECT NUMBER MAN000102204
SITE NAME Lower Neponset River
DATE STARTED 05-Jun-2024 14:25
DATE COMPLETED
DRILLING CONTRACTOR AECOM
EASTING 764484.5 **NORTHING** 2920707.1
DRILLING METHOD Hand Auger/Tile Spade
HOLE DIAMETER 2 in
DEPTH TO WATER 0.90 ft
LOGGED BY Bill Abrahams-Dematte
CHECKED BY Josie Lynch

Depth	Recovery (%)	PID	Sample ID	Graphic	Material Description
0.5	100	0	24D-0021-AS		Silt (ML). [NATIVE] - Gray to brown, moist, very soft - No odor, iron mottling
1.0					
1.5	100	0	24D-0021-BS		Silty sand (SM), fine, 20-30% silt. [NATIVE] - Wet, loose - No odor, no staining
2.0					Silty sand (SM), fine, 10-20% silt. Fines downward to sandy silt. Variable silt/fine sand layers. Stratified. [NATIVE] - Gray, wet, loose - No odor, no staining
2.5	100	0	24D-0021-CS		
3.0					Well-graded sand (SW), fine to coarse, <10% fine gravel. [NATIVE] - Gray, wet, very loose - No odor, no staining
3.5					Boring terminated at 3 feet
4.0					
4.5					
5.0					
5.5					
6.0					

Remarks:

AECOM

Boring Number: 24D-0022

TOTAL DEPTH: 1.90 ft

CLIENT USEPA R1
PROJECT NAME Lower Neponset River
PROJECT NUMBER MAN000102204
SITE NAME Lower Neponset River
DATE STARTED 07-Jun-2024 08:20
DATE COMPLETED 07-Jun-2024 09:09
DRILLING CONTRACTOR AECOM
EASTING 764544.7 **NORTHING** 2920807.5
DRILLING METHOD Hand Auger/Tile Spade
HOLE DIAMETER 3 in
DEPTH TO WATER 0.40 ft
LOGGED BY Walter McKenna
CHECKED BY Josie Lynch

Depth	Recovery (%)	PID	Sample ID	Graphic	Material Description
0.5	100	0.2	24D-0022-AS		Organic matter, 30-40% silt, <10% fine to medium sand. Large thin roots present throughout. Trace trash. [NATIVE] - Brown to black, moist, soft - Hydrocarbon odor, no staining
1.0					
1.5	100	0.1	24D-0022-BS		Poorly graded sand with silt (SW-SM), fine to medium, rounded, 5-15% silt. [NATIVE] - Wet, soft - No odor, no staining
2.0					Boring terminated at 1.9 feet
2.5					
3.0					
3.5					
4.0					
4.5					

Remarks:

AECOM

Boring Number: 24D-0023

TOTAL DEPTH: 2.00 ft

CLIENT USEPA R1
PROJECT NAME Lower Neponset River
PROJECT NUMBER MAN000102204
SITE NAME Lower Neponset River
DATE STARTED 25-Jun-2024 08:37
DATE COMPLETED 25-Jun-2024 09:51
DRILLING CONTRACTOR AECOM
EASTING 765033.4 **NORTHING** 2921099.0
DRILLING METHOD Hand Auger/Tile Spade
HOLE DIAMETER 3 in
DEPTH TO WATER 0.50 ft
LOGGED BY Walter McKenna
CHECKED BY Josie Lynch

Depth	Recovery (%)	PID	Sample ID	Graphic	Material Description
0.5	100	0	24D-0023-AS		Silty sand with gravel (SM), fine to coarse, 25-35% coarse gravel, 10-20% silt. Roots present. [NATIVE] - Gray to brown, moist, loose - No odor, no staining
1.0					
1.5	100	0	24D-0023-BS		Silty sand with gravel (SM), fine to medium, 15-25% fine to coarse gravel, 10-20% silt. Roots present. [NATIVE] - Brown, wet, medium dense - No odor, no staining
2.0					Boring terminated at 2 feet
2.5					
3.0					
3.5					
4.0					
4.5					

Remarks:

AECOM

Boring Number: 24D-0024

TOTAL DEPTH: 3.00 ft

CLIENT USEPA R1
PROJECT NAME Lower Neponset River
PROJECT NUMBER MAN000102204
SITE NAME Lower Neponset River
DATE STARTED 24-Jun-2024 14:00
DATE COMPLETED 24-Jun-2024 15:29
DRILLING CONTRACTOR AECOM
EASTING 765114.0 **NORTHING** 2921199.4
DRILLING METHOD Hand Auger/Tile Spade
HOLE DIAMETER 3 in
DEPTH TO WATER 1.80 ft
LOGGED BY Walter McKenna
CHECKED BY Josie Lynch

Depth	Recovery (%)	PID	Sample ID	Graphic	Material Description
0.5	100	0	24D-0024-AS		Silt (ML), <10% coarse gravel, <10% fine sand. Roots present throughout. [TOPSOIL] - Brown, moist, soft - No odor, no staining
1.0					Silty sand (SM), fine to medium, 10-20% silt, <10% coarse gravel, trace roots. [NATIVE] - Gray to brown, moist, loose - No odor, no staining
1.5	100	0	24D-0024-BS		Cobbles, 15-25% coarse gravel, 20-30% medium to coarse sand, 5-15% silt. [NATIVE] - Brown, moist, loose - No odor, red staining
2.0					
2.5	100	0	24D-0024-CS		Silty sand (SM), fine, 15-25% clay and silt, 5-15% gravel, trace orange mottles and roots. [NATIVE] - Gray to brown, wet, medium dense - No odor, no staining
3.0					Boring terminated at 3 feet
3.5					
4.0					
4.5					
5.0					
5.5					
6.0					

Remarks:

AECOM

Boring Number: 24D-0025

TOTAL DEPTH: 0.60 ft

CLIENT USEPA R1
PROJECT NAME Lower Neponset River
PROJECT NUMBER MAN000102204
SITE NAME Lower Neponset River
DATE STARTED 24-Jun-2024 12:17
DATE COMPLETED 24-Jun-2024 13:16
DRILLING CONTRACTOR AECOM
EASTING 765168.8 **NORTHING** 2921288.7
DRILLING METHOD Hand Auger/Tile Spade
HOLE DIAMETER 3 in
DEPTH TO WATER ft
LOGGED BY Walter McKenna
CHECKED BY Josie Lynch

Depth	Recovery (%)	PID	Sample ID	Graphic	Material Description
0.5	100	0	24D-0025-AS 24D-0025-AD		Sandy silt (ML), 20-30% fine to coarse sand, 5-15% fine gravel. Roots present throughout. [NATIVE] - Brown, moist, soft - No odor, no staining
1.0					Boring terminated at 0.6 feet
1.5					
2.0					
2.5					
3.0					

Remarks:

AECOM

Boring Number: 24D-0026

TOTAL DEPTH: 3.00 ft

CLIENT USEPA R1
PROJECT NAME Lower Neponset River
PROJECT NUMBER MAN000102204
SITE NAME Lower Neponset River
DATE STARTED 24-Jun-2024 10:17
DATE COMPLETED 24-Jun-2024 11:37
DRILLING CONTRACTOR AECOM
EASTING 765195.6 **NORTHING** 2921377.8
DRILLING METHOD Hand Auger/Tile Spade
HOLE DIAMETER 3 in
DEPTH TO WATER 1.05 ft
LOGGED BY Walter McKenna
CHECKED BY Josie Lynch

Depth	Recovery (%)	PID	Sample ID	Graphic	Material Description
0.5	100	0.1	24D-0026-AS		Gravelly silt with sand (ML), 10-20% fine sand, 15-25% fine to coarse gravel. Roots present throughout. [TOPSOIL] - Brown, moist, loose - No odor, no staining
1.0					Well-graded sand with silt and gravel (SW-SM), fine to coarse, 20-30% fine to coarse gravel, <10% cobbles, 5-15% silt. Roots present. [NATIVE] - Brown, moist, loose - No odor, no staining
1.5	100	0	24D-0026-BS		
2.0					Elastic silt (MH), <10% clay, <10% coarse gravel. Roots present. [NATIVE] - Brown to black, moist, dense - No odor, no staining
2.5	100		24D-0026-CS		Silty sand (SM), fine, subrounded, 15-25% silt. [NATIVE] - Gray to brown, moist, soft - No odor, no staining
3.0					Silty sand with gravel (SM), fine to coarse, 20-30% fine to coarse gravel, 15-25% silt. [NATIVE] - Gray to brown, wet, loose - No odor, no staining
3.5					Boring terminated at 3 feet
4.0					
4.5					
5.0					
5.5					
6.0					

Remarks:

AECOM

Boring Number: 24D-0027

TOTAL DEPTH: 1.00 ft

CLIENT USEPA R1
PROJECT NAME Lower Neponset River
PROJECT NUMBER MAN000102204
SITE NAME Lower Neponset River
DATE STARTED 24-Jun-2024 09:46
DATE COMPLETED 24-Jun-2024 10:13
DRILLING CONTRACTOR AECOM
EASTING 765230.6 **NORTHING** 2921478.0
DRILLING METHOD Hand Auger/Tile Spade
HOLE DIAMETER 3 in
DEPTH TO WATER 0.90 ft
LOGGED BY Walter McKenna
CHECKED BY Josie Lynch

Depth	Recovery (%)	PID	Sample ID	Graphic	Material Description
0.5	100	0.1	24D-0027-AS		Well-graded sand with gravel (SW), fine to coarse, 25-35% fine to coarse gravel, 10-20% cobbles. Increasing grain size with depth. - Moist, loose - No odor, no staining
1.0					Boring terminated at 1 feet
1.5					
2.0					
2.5					
3.0					
3.5					

Remarks:

AECOM

Boring Number: 24D-0028

TOTAL DEPTH: 1.60 ft

CLIENT USEPA R1
PROJECT NAME Lower Neponset River
PROJECT NUMBER MAN000102204
SITE NAME Lower Neponset River
DATE STARTED 21-Jun-2024 08:06
DATE COMPLETED 21-Jun-2024 09:54
DRILLING CONTRACTOR AECOM
EASTING 765279.5 **NORTHING** 2921567.2
DRILLING METHOD Hand Auger/Tile Spade
HOLE DIAMETER 3 in
DEPTH TO WATER 1.40 ft
LOGGED BY Walter McKenna
CHECKED BY Josie Lynch

Depth	Recovery (%)	PID	Sample ID	Graphic	Material Description
0.5	100	0	24D-0028-AS		Silt with gravel (ML), 10-20% coarse gravel. Organics present throughout. - Brown, moist, soft - No odor, no staining
1.0	100	0	24D-0028-BS		Well-graded sand with gravel (SW), fine to coarse, rounded, 30-40% fine to coarse gravel. - Gray to brown, moist, loose - No odor, no staining
1.5					Boring terminated at 1.6 feet
2.0					
2.5					
3.0					
3.5					
4.0					

Remarks:

AECOM

Boring Number: 24D-0029

TOTAL DEPTH: 1.50 ft

CLIENT USEPA R1
PROJECT NAME Lower Neponset River
PROJECT NUMBER MAN000102204
SITE NAME Lower Neponset River
DATE STARTED 21-Jun-2024 09:58
DATE COMPLETED 21-Jun-2024 10:52
DRILLING CONTRACTOR AECOM
EASTING 765312.6 **NORTHING** 2921645.2
DRILLING METHOD Hand Auger/Tile Spade
HOLE DIAMETER 3 in
DEPTH TO WATER 0.50 ft
LOGGED BY Walter McKenna
CHECKED BY Josie Lynch

Depth	Recovery (%)	PID	Sample ID	Graphic	Material Description
0.5	100	0	24D-0029-AS		Organic matter, 15-25% silt. Mostly fine root mass. [NATIVE] - Brown, wet, soft - No odor, no staining
1.0	100	0	24D-0029-BS		Silty gravel with sand (GM), fine to coarse, subrounded, 25-35% fine to coarse sand, 20-30% silt. [NATIVE] - Gray to brown, wet, soft - No odor, no staining
1.5					Boring terminated at 1.5 feet
2.0					
2.5					
3.0					
3.5					
4.0					

Remarks:

AECOM

Boring Number: 24D-0030

TOTAL DEPTH: 1.30 ft

CLIENT USEPA R1
PROJECT NAME Lower Neponset River
PROJECT NUMBER MAN000102204
SITE NAME Lower Neponset River
DATE STARTED 21-Jun-2024 13:08
DATE COMPLETED 21-Jun-2024 14:19
DRILLING CONTRACTOR AECOM
EASTING 765354.5 **NORTHING** 2921734.4
DRILLING METHOD Hand Auger/Tile Spade
HOLE DIAMETER 3 in
DEPTH TO WATER ft
LOGGED BY Walter McKenna
CHECKED BY Josie Lynch

Depth	Recovery (%)	PID	Sample ID	Graphic	Material Description
0.5	100	0	24D-0030-AS		Gravelly silt with sand (ML), 10-20% fine gravel, 10-20% fine sand. Trace roots. [NATIVE] - Brown, dry, very soft - No odor, no staining
1.0	100	0	24D-0030-BS		Silty sand (SM), fine to coarse, rounded, 20-30% silt, 5-15% coarse gravel. Trace roots. - Light brown, dry, very loose - No odor, no staining
1.5					Boring terminated at 1.3 feet
2.0					
2.5					
3.0					
3.5					

Remarks:

AECOM

Boring Number: 24D-0031

TOTAL DEPTH: 1.80 ft

CLIENT USEPA R1
PROJECT NAME Lower Neponset River
PROJECT NUMBER MAN000102204
SITE NAME Lower Neponset River
DATE STARTED 21-Jun-2024 11:51
DATE COMPLETED 21-Jun-2024 12:52
DRILLING CONTRACTOR AECOM
EASTING 765407.9 **NORTHING** 2921823.6
DRILLING METHOD Hand Auger/Tile Spade
HOLE DIAMETER 3 in
DEPTH TO WATER ft
LOGGED BY Walter McKenna
CHECKED BY Josie Lynch

Depth	Recovery (%)	PID	Sample ID	Graphic	Material Description
0.5	100	0	24D-0031-AS		Sandy silt with gravel (ML), 30-40% fine sand, 10-20% gravel. Roots present. Trace glass. - Brown, dry, very loose - No odor, no staining
1.0					Silty sand with gravel (SM), fine to medium, 15-25% fine to coarse gravel, 10-20% silt. Trace of glass. - Light brown, dry, very loose - No odor, no staining
1.5	100	0	24D-0031-BS		Well-graded sand with gravel (SW), fine to coarse, 35-45% fine to coarse gravel, 10-20% cobbles. Trace roots. - Light brown, moist, very loose - No odor, no staining
2.0					Boring terminated at 1.8 feet
2.5					
3.0					
3.5					
4.0					
4.5					

Remarks:

AECOM

Boring Number: 24D-0032

TOTAL DEPTH: 0.60 **ft**

CLIENT USEPA R1
PROJECT NAME Lower Neponset River
PROJECT NUMBER MAN000102204
SITE NAME Lower Neponset River
DATE STARTED 24-Jun-2024 08:53
DATE COMPLETED 24-Jun-2024 09:24
DRILLING CONTRACTOR AECOM
EASTING 765480.7 **NORTHING** 2921890.7
DRILLING METHOD Hand Auger/Tile Spade
HOLE DIAMETER 3 in
DEPTH TO WATER ft
LOGGED BY Walter McKenna
CHECKED BY Josie Lynch

Depth	Recovery (%)	PID	Sample ID	Graphic	Material Description
0.5	100	0	24D-0032-AS		Silt (ML), 10-20% clay, <10% fine gravel. Roots throughout. Some debris - glass and plastic. [NATIVE] - Moist, soft - No odor, no staining
1.0					Boring terminated at 0.6 feet
1.5					
2.0					
2.5					
3.0					

Remarks:

AECOM

Boring Number: 24D-0033

TOTAL DEPTH: 1.90 ft

CLIENT USEPA R1
PROJECT NAME Lower Neponset River
PROJECT NUMBER MAN000102204
SITE NAME Lower Neponset River
DATE STARTED 10-Jul-2024 14:09
DATE COMPLETED 10-Jul-2024 15:03
DRILLING CONTRACTOR AECOM
EASTING 766749.6 **NORTHING** 2922452.8
DRILLING METHOD Hand Auger/Tile Spade
HOLE DIAMETER 3 in
DEPTH TO WATER 1.70 ft
LOGGED BY Walter McKenna
CHECKED BY Josie Lynch

Depth	Recovery (%)	PID	Sample ID	Graphic	Material Description
0.5	100	0	24D-0033-AS		Silty gravel with sand (GM), fine to coarse, rounded, 25-35% silt, 10-20% fine to medium sand, <10% cobbles. Roots present. Large cobble removed from part of boring hole. [NATIVE] - Brown, moist, loose - No odor, no staining
1.0					
1.5	100	0	24D-0033-BS		Fat clay (CH). [NATIVE] - Gray, moist, very soft - No odor, no staining
2.0					Poorly graded sand (SP), fine to medium, rounded, 5-15% fine gravel. [NATIVE] - Gray to brown, moist, loose - No odor, no staining
2.5					Boring terminated at 1.9 feet
3.0					
3.5					
4.0					
4.5					

Remarks:

AECOM

Boring Number: 24D-0034

TOTAL DEPTH: 0.90 ft

CLIENT USEPA R1
PROJECT NAME Lower Neponset River
PROJECT NUMBER MAN000102204
SITE NAME Lower Neponset River
DATE STARTED 15-Jul-2024 09:17
DATE COMPLETED 15-Jul-2024 10:08
DRILLING CONTRACTOR AECOM
EASTING 766838.6 **NORTHING** 2922419.9
DRILLING METHOD Hand Auger/Tile Spade
HOLE DIAMETER 2 in
DEPTH TO WATER ft
LOGGED BY Bill Abrahams-Dematte
CHECKED BY Josie Lynch

Depth	Recovery (%)	PID	Sample ID	Graphic	Material Description
0.5	100	0	24D-0034-AS		Silt with gravel (ML), 5-15% fine to coarse gravel, <10% sand. Roots throughout. [NATIVE] - Brown, moist, soft - No odor, no staining
					Poorly graded sand (SP), fine to medium, <10% silt, 5-15% fine to coarse gravel. [NATIVE] - Gray to brown, moist, loose - No odor, no staining
1.0					Boring terminated at 0.9 feet
1.5					
2.0					
2.5					
3.0					

Remarks:

AECOM

Boring Number: 24D-0035

TOTAL DEPTH: 0.90 ft

CLIENT USEPA R1
PROJECT NAME Lower Neponset River
PROJECT NUMBER MAN000102204
SITE NAME Lower Neponset River
DATE STARTED 15-Jul-2024 10:23
DATE COMPLETED 15-Jul-2024 10:53
DRILLING CONTRACTOR AECOM
EASTING 766943.3 **NORTHING** 2922420.4
DRILLING METHOD Hand Auger/Tile Spade
HOLE DIAMETER 2 in
DEPTH TO WATER ft
LOGGED BY Bill Abrahams-Dematte
CHECKED BY Josie Lynch

Depth	Recovery (%)	PID	Sample ID	Graphic	Material Description
0.5	100	0	24D-0035-AS		Silt with sand (ML), 15-25% fine to medium sand. Thick roots throughout. [NATIVE] - Brown, moist, soft - No odor, no staining
					Poorly graded sand (SP), fine, <10% clay, 5-15% fine to coarse gravel. [NATIVE] - Gray, moist, loose - No odor, no staining
1.0					Boring terminated at 0.9 feet
1.5					
2.0					
2.5					
3.0					

Remarks:

AECOM

Boring Number: 24D-0036

TOTAL DEPTH: 2.50 ft

CLIENT USEPA R1
PROJECT NAME Lower Neponset River
PROJECT NUMBER MAN000102204
SITE NAME Lower Neponset River
DATE STARTED 15-Jul-2024 11:02
DATE COMPLETED 15-Jul-2024 12:40
DRILLING CONTRACTOR AECOM
EASTING 767015.5 **NORTHING** 2922454.1
DRILLING METHOD Hand Auger/Tile Spade
HOLE DIAMETER 2 in
DEPTH TO WATER 1.40 ft
LOGGED BY Bill Abrahams-Dematte
CHECKED BY Josie Lynch

Depth	Recovery (%)	PID	Sample ID	Graphic	Material Description
0.5	100	0	24D-0036-AS 24D-0036-AD		Well-graded sand (SW), fine to coarse, 5-15% fine to coarse gravel. Some light brown sands mixed in. Roots present. [NATIVE] - Red-Brown, dry, very loose - No odor, no staining
1.0					
1.5	100	0	24D-0036-BS		
2.0					Poorly graded sand (SP), fine to medium, <10% silt and fine gravel. [NATIVE] - Dark Gray, wet, loose - No odor, no staining
2.5	100	0	24D-0036-CS		Well-graded sand (SW), fine to coarse, 5-15% fine to coarse gravel. [NATIVE] - Gray to brown, dry, very loose - No odor, no staining
3.0					Boring terminated at 2.5 feet
3.5					
4.0					
4.5					
5.0					
5.5					
6.0					

Remarks:

AECOM

Boring Number: 24D-0037

TOTAL DEPTH: 1.50 ft

CLIENT USEPA R1
PROJECT NUMBER MAN000102204
DATE STARTED 15-Jul-2024 12:50
DRILLING CONTRACTOR AECOM
DRILLING METHOD Hand Auger/Tile Spade
LOGGED BY Bill Abrahams-Dematte

PROJECT NAME Lower Neponset River
SITE NAME Lower Neponset River
DATE COMPLETED 15-Jul-2024 13:39
EASTING 767070.4 **NORTHING** 2922498.8
HOLE DIAMETER 2 in
DEPTH TO WATER ft
CHECKED BY Josie Lynch

Depth	Recovery (%)	PID	Sample ID	Graphic	Material Description
0.5	100	0	24D-0037-AS	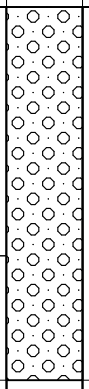	Well-graded sand with gravel (SW), fine to coarse, 10-20% fine to coarse gravel. Trace roots. Could not advance past 1.5 ft due to gravel, and collapse. [NATIVE] - Brown, dry, very loose - No odor, no staining
1.0	100	0	24D-0037-BS		
1.5					Boring terminated at 1.5 feet
2.0					
2.5					
3.0					
3.5					
4.0					

Remarks:

AECOM

Boring Number: 24D-0038

TOTAL DEPTH: 3.00 ft

CLIENT USEPA R1
PROJECT NAME Lower Neponset River
PROJECT NUMBER MAN000102204
SITE NAME Lower Neponset River
DATE STARTED 15-Jul-2024 13:43
DATE COMPLETED 15-Jul-2024 14:55
DRILLING CONTRACTOR AECOM
EASTING 767090.8 **NORTHING** 2922587.9
DRILLING METHOD Hand Auger/Tile Spade
HOLE DIAMETER 2 in
DEPTH TO WATER 1.80 ft
LOGGED BY Bill Abrahams-Dematte
CHECKED BY Josie Lynch

Depth	Recovery (%)	PID	Sample ID	Graphic	Material Description
0.5	100	0	24D-0038-AS		Well-graded sand (SW), fine to medium, <10% fine gravel and coarse sand. [NATIVE] - Light Brown, dry, very loose - No odor, no staining
1.0					Well-graded sand (SW), fine to medium, <10% fine gravel and coarse sand. [NATIVE] - Brownish-Red, moist, very loose - No odor, Iron red
1.5	100	0	24D-0038-BS		Poorly graded sand (SP), fine to medium. Trace silt. [NATIVE] - Gray, wet, loose - No odor, no staining
2.0					
2.5	100	0	24D-0038-CS		
3.0					Poorly graded sand with silt (SW-SM), fine, 5-15% silt. Trace fine gravel drop-stones. [NATIVE] - Gray, moist, medium dense - No odor, no staining
3.5					Boring terminated at 3 feet
4.0					
4.5					
5.0					
5.5					
6.0					

Remarks:

AECOM

Boring Number: 24D-0039

TOTAL DEPTH: 1.20 ft

CLIENT USEPA R1
PROJECT NAME Lower Neponset River
PROJECT NUMBER MAN000102204
SITE NAME Lower Neponset River
DATE STARTED 16-Jul-2024 08:36
DATE COMPLETED 16-Jul-2024 09:29
DRILLING CONTRACTOR AECOM
EASTING 767098.3 **NORTHING** 2922732.5
DRILLING METHOD Hand Auger/Tile Spade
HOLE DIAMETER 2 in
DEPTH TO WATER 1.10 ft
LOGGED BY Bill Abrahams-Dematte
CHECKED BY Josie Lynch

Depth	Recovery (%)	PID	Sample ID	Graphic	Material Description
0.5	100	0	24D-0039-AS		Well-graded sand (SW), fine to coarse, subangular, 5-15% fine gravel. Refusal on gravel combined with caving. [NATIVE] - Brown, moist, very loose - No odor, no staining
1.0	100	0	24D-0039-BS		
1.5					Boring terminated at 1.2 feet
2.0					
2.5					
3.0					
3.5					

Remarks:

AECOM

Boring Number: 24D-0040

TOTAL DEPTH: 1.00 ft

CLIENT USEPA R1
PROJECT NAME Lower Neponset River
PROJECT NUMBER MAN000102204
SITE NAME Lower Neponset River
DATE STARTED 16-Jul-2024 09:35
DATE COMPLETED 16-Jul-2024 10:08
DRILLING CONTRACTOR AECOM
EASTING 767114.4 **NORTHING** 2922788.2
DRILLING METHOD Hand Auger/Tile Spade
HOLE DIAMETER 2 in
DEPTH TO WATER ft
LOGGED BY Bill Abrahams-Dematte
CHECKED BY Josie Lynch

Depth	Recovery (%)	PID	Sample ID	Graphic	Material Description
0.5	100	0	24D-0040-AS		Silty sand (SM), fine, 10-20% silt. Roots present. [NATIVE] - Dark Brown, moist, loose - No odor, no staining Poorly graded sand (SP), fine to medium, <10% fine gravel. [NATIVE] - Yellow Brown, moist, very loose - No odor, no staining
1.0					Boring terminated at 1 feet
1.5					
2.0					
2.5					
3.0					
3.5					

Remarks:

AECOM

Boring Number: 24D-0041

TOTAL DEPTH: 1.00 ft

CLIENT USEPA R1
PROJECT NAME Lower Neponset River
PROJECT NUMBER MAN000102204
SITE NAME Lower Neponset River
DATE STARTED 16-Jul-2024 10:08
DATE COMPLETED 16-Jul-2024 10:44
DRILLING CONTRACTOR AECOM
EASTING 767139.0 **NORTHING** 2922855.0
DRILLING METHOD Hand Auger/Tile Spade
HOLE DIAMETER 2 in
DEPTH TO WATER 0.40 ft
LOGGED BY Bill Abrahams-Dematte
CHECKED BY Josie Lynch

Depth	Recovery (%)	PID	Sample ID	Graphic	Material Description
0.5	100	0	24D-0041-AS		Well-graded sand with gravel (SW), fine to coarse, 10-20% fine gravel. [NATIVE] - Red Brown, wet, very loose - No odor, no staining
1.0					Boring terminated at 1 feet
1.5					
2.0					
2.5					
3.0					
3.5					

Remarks:

AECOM

Boring Number: 24D-0042

TOTAL DEPTH: 3.00 ft

CLIENT USEPA R1
PROJECT NAME Lower Neponset River
PROJECT NUMBER MAN000102204
SITE NAME Lower Neponset River
DATE STARTED 11-Jul-2024 10:07
DATE COMPLETED 11-Jul-2024 11:32
DRILLING CONTRACTOR AECOM
EASTING 767130.8 **NORTHING** 2922988.4
DRILLING METHOD Hand Auger/Tile Spade
HOLE DIAMETER 3 in
DEPTH TO WATER 2.20 ft
LOGGED BY Walter McKenna
CHECKED BY Josie Lynch

Depth	Recovery (%)	PID	Sample ID	Graphic	Material Description
0.5	100	0	24D-0042-AS		Poorly graded sand (SP), fine, subrounded. [NATIVE] - Light brown, dry, very loose - No odor, no staining
1.0					Silt with sand (ML), 10-20% fine sand. Roots present. [NATIVE] - Brown, moist, soft - No odor, no staining
1.5	100	0	24D-0042-BS		Silty sand (SM), fine to medium, subrounded, 10-20% silt. [NATIVE] - Reddish brown, moist, soft - No odor, no staining
2.0					Silty sand (SM), fine to medium, subrounded, 20-30% silt. Roots present. [NATIVE] - Gray to brown, moist, soft - No odor, no staining
2.5	100	0	24D-0042-CS		Well-graded sand (SW), medium to coarse, rounded, <10% fine gravel. [NATIVE] - Reddish brown, wet, loose - No odor, no staining
3.0					Boring terminated at 3 feet
3.5					
4.0					
4.5					
5.0					
5.5					
6.0					

Remarks:

AECOM

Boring Number: 24D-0043

TOTAL DEPTH: 3.00 ft

CLIENT USEPA R1
PROJECT NAME Lower Neponset River
PROJECT NUMBER MAN000102204
SITE NAME Lower Neponset River
DATE STARTED 11-Jul-2024 08:38
DATE COMPLETED 11-Jul-2024 09:55
DRILLING CONTRACTOR AECOM
EASTING 767111.8 **NORTHING** 2923032.8
DRILLING METHOD Hand Auger/Tile Spade
HOLE DIAMETER 3 in
DEPTH TO WATER 2.30 ft
LOGGED BY Walter McKenna
CHECKED BY Josie Lynch

Depth	Recovery (%)	PID	Sample ID	Graphic	Material Description
0.5	100	0	24D-0043-AS		Silty sand (SM), fine, subrounded, 15-25% silt. Roots present throughout. [NATIVE] - Brown, moist, soft - No odor, no staining
1.0					Silt with sand (ML), 10-20% fine sand. Large roots present. [NATIVE] - Moist, soft - No odor, no staining
1.5	100	0	24D-0043-BS		
2.0					Silty sand (SM), fine, subrounded, 20-30% silt. [NATIVE] - Gray to brown, moist, soft - No odor, no staining
2.5	100	0	24D-0043-CS		Sandy silt (ML), 20-30% fine sand 5-15% clay, <10% coarse gravel. Roots present. [NATIVE] - Gray to brown, moist, soft - Hydrocarbon odor, no staining
3.0					Fat clay (CH), 5-15% silt. Trace roots. [NATIVE] - Gray, wet, very soft - Hydrocarbon odor, no staining
3.5					Well-graded sand (SW), fine to medium. [NATIVE] - Gray to brown, wet, loose - Hydrocarbon odor, no staining
4.0					Boring terminated at 3 feet
4.5					
5.0					
5.5					
6.0					

Remarks:

AECOM

Boring Number: 24D-0044

TOTAL DEPTH: 3.00 ft

CLIENT USEPA R1
PROJECT NAME Lower Neponset River
PROJECT NUMBER MAN000102204
SITE NAME Lower Neponset River
DATE STARTED 09-Jul-2024 10:08
DATE COMPLETED 09-Jul-2024 11:24
DRILLING CONTRACTOR AECOM
EASTING 767084.7 **NORTHING** 2923088.3
DRILLING METHOD Hand Auger/Tile Spade
HOLE DIAMETER 3 in
DEPTH TO WATER 0.80 ft
LOGGED BY Steve Howe
CHECKED BY Josie Lynch

Depth	Recovery (%)	PID	Sample ID	Graphic	Material Description
0.5	100	0	24D-0044-AS		Silt (ML), some roots and leaf debris. [NATIVE] - Brown, moist, soft - No odor, no staining
1.0					Silty sand with gravel (SM), fine to medium, subangular, 35-45% silt and fine to coarse gravel. Lighter brown than surface with some reddish brown sand. [NATIVE] - Brown, wet, soft - No odor, no staining
1.5	100	0	24D-0044-BS		
2.0					
2.5	100	0	24D-0044-CS		Gravelly elastic silt with sand (MH), 20-30% clay, fine sand and fine gravel. [NATIVE] - Gray, wet, firm - Peaty odor, no staining
3.0					Boring terminated at 3 feet
3.5					
4.0					
4.5					
5.0					
5.5					
6.0					

Remarks:

AECOM

Boring Number: 24D-0045

TOTAL DEPTH: 1.00 ft

CLIENT USEPA R1
PROJECT NAME Lower Neponset River
PROJECT NUMBER MAN000102204
SITE NAME Lower Neponset River
DATE STARTED 09-Jul-2024 11:25
DATE COMPLETED 09-Jul-2024 12:03
DRILLING CONTRACTOR AECOM
EASTING 767046.7 **NORTHING** 2923188.2
DRILLING METHOD Hand Auger/Tile Spade
HOLE DIAMETER 3 in
DEPTH TO WATER ft
LOGGED BY Steve Howe
CHECKED BY Josie Lynch

Depth	Recovery (%)	PID	Sample ID	Graphic	Material Description
0.5	100	0	24D-0045-AS		Silt (ML), 10-20% clay. Some large roots. [NATIVE] - Brown, dry, soft - No odor, no staining
1.0					Gravelly silt with sand (ML), 25-35% fine to medium sand and fine gravel. [NATIVE] - Brown, moist, firm - No odor, no staining
1.5					Boring terminated at 1 feet
2.0					
2.5					
3.0					
3.5					

Remarks:

AECOM

Boring Number: 24D-0046

TOTAL DEPTH: 1.60 ft

CLIENT USEPA R1
PROJECT NAME Lower Neponset River
PROJECT NUMBER MAN000102204
SITE NAME Lower Neponset River
DATE STARTED 09-Jul-2024 12:43
DATE COMPLETED 09-Jul-2024 13:36
DRILLING CONTRACTOR AECOM
EASTING 767056.1 **NORTHING** 2923288.4
DRILLING METHOD Hand Auger/Tile Spade
HOLE DIAMETER 3 in
DEPTH TO WATER ft
LOGGED BY Josie Lynch
CHECKED BY Josie Lynch

Depth	Recovery (%)	PID	Sample ID	Graphic	Material Description
0.5	100	0	24D-0046-AS		Sandy silt (ML), 35-45% fine sand, <10% fine to coarse gravel. Roots present throughout. [NATIVE] - Brown, moist, soft - No odor, no staining
1.0	100	0	24D-0046-BS		Silty sand (SM), fine to medium, subangular, 5-15% fine to coarse gravel, 15-25% silt. [NATIVE] - Brown, moist, loose - No odor, no staining
1.5					Boring terminated at 1.6 feet
2.0					
2.5					
3.0					
3.5					
4.0					

Remarks:

AECOM

Boring Number: 24D-0047

TOTAL DEPTH: 1.00 ft

CLIENT USEPA R1
PROJECT NAME Lower Neponset River
PROJECT NUMBER MAN000102204
SITE NAME Lower Neponset River
DATE STARTED 09-Jul-2024 13:39
DATE COMPLETED 09-Jul-2024 14:08
DRILLING CONTRACTOR AECOM
EASTING 767071.9 **NORTHING** 2923377.4
DRILLING METHOD Hand Auger/Tile Spade
HOLE DIAMETER 3 in
DEPTH TO WATER ft
LOGGED BY Josie Lynch
CHECKED BY Josie Lynch

Depth	Recovery (%)	PID	Sample ID	Graphic	Material Description
0.5	100	0	24D-0047-AS		Silt (ML), 5-15% fine to coarse gravel. [NATIVE] - Brown, moist, soft - No odor, no staining
					Poorly graded sand with gravel (SP), fine to medium, subangular, 15-25% fine to coarse gravel. [NATIVE] - Light brown, moist, loose - No odor, no staining
1.0					Boring terminated at 1 feet
1.5					
2.0					
2.5					
3.0					
3.5					

Remarks:

AECOM

Boring Number: 24D-0048

TOTAL DEPTH: 0.80 ft

CLIENT USEPA R1
PROJECT NAME Lower Neponset River
PROJECT NUMBER MAN000102204
SITE NAME Lower Neponset River
DATE STARTED 09-Jul-2024 14:14
DATE COMPLETED 09-Jul-2024 14:40
DRILLING CONTRACTOR AECOM
EASTING 767111.8 **NORTHING** 2923466.6
DRILLING METHOD Hand Auger/Tile Spade
HOLE DIAMETER 3 in
DEPTH TO WATER ft
LOGGED BY Josie Lynch
CHECKED BY Josie Lynch

Depth	Recovery (%)	PID	Sample ID	Graphic	Material Description
0.5	100	0	24D-0048-AS		Sandy silt with gravel (ML), 30-40% fine to medium sand, 10-20% fine to coarse gravel and cobbles. Roots throughout. [NATIVE] - Brown, moist, loose - No odor, no staining
1.0					Boring terminated at 0.8 feet
1.5					
2.0					
2.5					
3.0					

Remarks:

AECOM

Boring Number: 24D-0049

TOTAL DEPTH: 2.00 ft

CLIENT USEPA R1
PROJECT NAME Lower Neponset River
PROJECT NUMBER MAN000102204
SITE NAME Lower Neponset River
DATE STARTED 28-May-2024 11:50
DATE COMPLETED 28-May-2024 14:25
DRILLING CONTRACTOR AECOM
EASTING 767178.2 **NORTHING** 2923533.6
DRILLING METHOD Hand Auger/Tile Spade
HOLE DIAMETER 2 in
DEPTH TO WATER ft
LOGGED BY Bill Abrahams-Dematte
CHECKED BY Josie Lynch

Depth	Recovery (%)	PID	Sample ID	Graphic	Material Description
0.5	100	0	24D-0049-AS		Well-graded sand with gravel (SW), medium to coarse, subangular, 15-25% fine gravel, <10% silt. Roots present. [NATIVE] - Brown, moist, loose - No odor, no staining
1.0					
1.5	100	0	24D-0049-BS		Poorly graded sand (SP), coarse, 15-25% medium sand, 5-15% fine gravel. Trace silt. DTW = 0.9 ft. [NATIVE] - Yellow Brown, wet, very loose - No odor, no staining
2.0					Boring terminated at 2 feet
2.5					
3.0					
3.5					
4.0					

Remarks:

AECOM

Boring Number: 24D-0050

TOTAL DEPTH: 3.00 ft

CLIENT USEPA R1
PROJECT NAME Lower Neponset River
PROJECT NUMBER MAN000102204
SITE NAME Lower Neponset River
DATE STARTED 29-May-2024 08:49
DATE COMPLETED 29-May-2024 11:00
DRILLING CONTRACTOR AECOM
EASTING 767307.0 **NORTHING** 2923601.0
DRILLING METHOD Hand Auger/Tile Spade
HOLE DIAMETER 2 in
DEPTH TO WATER 1.20 ft
LOGGED BY Bill Abrahams-Dematte
CHECKED BY Josie Lynch

Depth	Recovery (%)	PID	Sample ID	Graphic	Material Description
0.5	100	0	24D-0050-AS		Sandy silt (ML), 35-45% fine sand, <10% fine gravel. Roots Present. [NATIVE] - Dark brown, moist, loose - No odor, no staining
1.5	100	0	24D-0050-BS		Poorly graded sand (SP), fine to medium, <10% fine gravel. Trace silt and coarse sand. [NATIVE] - Brown, wet, loose - No odor, no staining
2.5	100	0	24D-0050-CS		Silty sand (SM), fine, 25-35% silt. Top loose. [NATIVE] - Gray to brown, wet, soft - No odor, no staining
3.0					Boring terminated at 3 feet
3.5					
4.0					

Remarks:

AECOM

Boring Number: 24D-0051

TOTAL DEPTH: 3.00 ft

CLIENT USEPA R1
PROJECT NAME Lower Neponset River
PROJECT NUMBER MAN000102204
SITE NAME Lower Neponset River
DATE STARTED 29-May-2024 11:10
DATE COMPLETED 29-May-2024 13:25
DRILLING CONTRACTOR AECOM
EASTING 767361.5 **NORTHING** 2923623.5
DRILLING METHOD Hand Auger/Tile Spade
HOLE DIAMETER 2 ft
DEPTH TO WATER 0.60 ft
LOGGED BY Bill Abrahams-Dematte
CHECKED BY Josie Lynch

Depth	Recovery (%)	PID	Sample ID	Graphic	Material Description
0.5	100	0	24D-0051-AS		Poorly graded sand (SP), fine. Trace silt and coarse sand/fine gravel [NATIVE] - Brown, dry, loose - No odor, no staining
1.0					Well-graded sand (SW), fine to coarse, <10% fine gravel. Bottom 0.5 ft organic silt peds in sand sample. Gravel decreases with depth. No recovery 1.7 - 2 and 2.7 - 3 feet due to hole collapsing. [NATIVE] - Light brown, wet, very loose - No odor, no staining
1.5	70	0	24D-0051-BS		
2.0					
2.5	70	0	24D-0051-CS		
3.0					Boring terminated at 3 feet
3.5					
4.0					

Remarks:

AECOM

Boring Number: 24D-0052

TOTAL DEPTH: 2.00 ft

CLIENT USEPA R1
PROJECT NAME Lower Neponset River
PROJECT NUMBER MAN000102204
SITE NAME Lower Neponset River
DATE STARTED 29-May-2024 13:40
DATE COMPLETED 29-May-2024 15:10
DRILLING CONTRACTOR AECOM
EASTING 767424.6 **NORTHING** 2923623.8
DRILLING METHOD Hand Auger/Tile Spade
HOLE DIAMETER 2 ft
DEPTH TO WATER 1.35 ft
LOGGED BY Bill Abrahams-Dematte
CHECKED BY Josie Lynch

Depth	Recovery (%)	PID	Sample ID	Graphic	Material Description
0.5	100	0	24D-0052-AS		Silt (ML), <10% fine gravel and silt. One inch diameter dead root encountered. [NATIVE] - Brown to black, moist, soft - No odor, no staining
1.0					
1.5	100	0	24D-0052-BS		Well-graded sand (SW), fine to coarse. DTW = 1.35 ft. [NATIVE] - Wet, very loose - No odor, no staining
2.0					Boring terminated at 2 feet
2.5					
3.0					
3.5					
4.0					

Remarks:

AECOM

Boring Number: 24D-0053

TOTAL DEPTH: 2.50 ft

CLIENT USEPA R1
PROJECT NAME Lower Neponset River
PROJECT NUMBER MAN000102204
SITE NAME Lower Neponset River
DATE STARTED 31-May-2024 08:39
DATE COMPLETED 31-May-2024 10:20
DRILLING CONTRACTOR AECOM
EASTING 767554.2 **NORTHING** 2923613.3
DRILLING METHOD Hand Auger/Tile Spade
HOLE DIAMETER 2 in
DEPTH TO WATER 0.80 ft
LOGGED BY Bill Abrahams-Dematte
CHECKED BY Josie Lynch

Depth	Recovery (%)	PID	Sample ID	Graphic	Material Description
0.5	100	0	24D-0053-AS		Silty sand (SM), fine to medium, 25-35% silt. Trace gavel and roots. - Gray to brown, moist, soft - No odor, no staining
1.5	100	0	24D-0053-BS		Silt (ML), 5-15% fine sand. Roots present. [NATIVE] - Brown, wet, soft - No odor, no staining
2.5	100	0	24D-0053-CS		Silt with sand (ML), 15-25% fine to medium sand. Trace gravel, roots. Refusal and caving reduced run to 6 inches. [NATIVE] - Brown, wet, soft - No odor, no staining
3.0					Boring terminated at 2.5 feet
3.5					
4.0					

Remarks:

AECOM

Boring Number: 24D-0054

TOTAL DEPTH: 1.50 ft

CLIENT USEPA R1
PROJECT NAME Lower Neponset River
PROJECT NUMBER MAN000102204
SITE NAME Lower Neponset River
DATE STARTED 31-May-2024 10:38
DATE COMPLETED 31-May-2024 11:46
DRILLING CONTRACTOR AECOM
EASTING 767653.0 **NORTHING** 2923580.4
DRILLING METHOD Hand Auger/Tile Spade
HOLE DIAMETER 2 in
DEPTH TO WATER 0.35 ft
LOGGED BY Bill Abrahams-Dematte
CHECKED BY Josie Lynch

Depth	Recovery (%)	PID	Sample ID	Graphic	Material Description
0.5	100	0	24D-0054-AS		Silt (ML). Roots present. - Brown to black, moist, very soft - No odor, no staining Silty sand (SM), fine, 15-25% silt. Roots present. - Brown, wet, loose - No odor, no staining
1.0	100	0	24D-0054-BS		Well-graded sand (SW), fine to coarse, 5-15% fine gravel and cobbles. [NATIVE] - Gray, wet, very loose - No odor, no staining
1.5					Boring terminated at 1.5 feet
2.0					
2.5					
3.0					
3.5					
4.0					

Remarks:

AECOM

Boring Number: 24D-0055

TOTAL DEPTH: 1.70 ft

CLIENT USEPA R1
PROJECT NAME Lower Neponset River
PROJECT NUMBER MAN000102204
SITE NAME Lower Neponset River
DATE STARTED 31-May-2024 00:00
DATE COMPLETED 31-May-2024 13:31
DRILLING CONTRACTOR AECOM
EASTING 767749.2 **NORTHING** 2923558.6
DRILLING METHOD Hand Auger/Tile Spade
HOLE DIAMETER 2 in
DEPTH TO WATER 1.90 ft
LOGGED BY Bill Abrahams-Dematte
CHECKED BY Josie Lynch

Depth	Recovery (%)	PID	Sample ID	Graphic	Material Description
0.5	100	0	24D-0055-AS		Silt (ML), <10% fine sand. Roots present. [NATIVE] - Brown, dry, very loose - No odor, no staining
					Silt (ML), <10% fine sand. Roots, slightly moist. [NATIVE] - Orange brown, dry, very loose - No odor, Mottled
1.0					Poorly graded sand with silt (SW-SM), fine, <10% silt and clay. [NATIVE] - Light brown, moist, firm - No odor, Mottled
1.5	100	0	24D-0055-BS		Well-graded sand (SW), fine to coarse. Trace gravel, slightly moist. - Brown, dry, very loose - No odor, no staining
2.0					Boring terminated at 1.7 feet
2.5					
3.0					
3.5					
4.0					

Remarks:

AECOM

Boring Number: 24D-0056

TOTAL DEPTH: 1.80 ft

CLIENT USEPA R1
PROJECT NAME Lower Neponset River
PROJECT NUMBER MAN000102204
SITE NAME Lower Neponset River
DATE STARTED 31-May-2024 08:40
DATE COMPLETED 31-May-2024 09:52
DRILLING CONTRACTOR AECOM
EASTING 767834.2 **NORTHING** 2923536.8
DRILLING METHOD Hand Auger/Tile Spade
HOLE DIAMETER 3 in
DEPTH TO WATER 0.40 ft
LOGGED BY Walter McKenna
CHECKED BY Josie Lynch

Depth	Recovery (%)	PID	Sample ID	Graphic	Material Description
0.5	100	0	24D-0056-AS		Silt (ML). Slight sheen observed. Root masses present. [NATIVE] - Brown to black, wet, soft - No odor, no staining
1.0	100	0	24D-0056-BS		Silty sand with gravel (SM), fine to coarse, angular, 25-35% coarse gravel, 15-25% silt. Roots present. Cohesive silt layers. [NATIVE] - Brown to black, wet, soft - No odor, no staining
1.5					
2.0					Boring terminated at 1.8 feet
2.5					
3.0					
3.5					
4.0					

Remarks:

AECOM

Boring Number: 24D-0057

TOTAL DEPTH: 1.00 ft

CLIENT USEPA R1
PROJECT NAME Lower Neponset River
PROJECT NUMBER MAN000102204
SITE NAME Lower Neponset River
DATE STARTED 31-May-2024 10:10
DATE COMPLETED 31-May-2024 11:11
DRILLING CONTRACTOR AECOM
EASTING 767951.0 **NORTHING** 2923504.0
DRILLING METHOD Hand Auger/Tile Spade
HOLE DIAMETER 3 in
DEPTH TO WATER 0.35 ft
LOGGED BY Walter McKenna
CHECKED BY Josie Lynch

Depth	Recovery (%)	PID	Sample ID	Graphic	Material Description
0.5	100	0	24D-0057-AS		Silty sand (SM), fine, subrounded, 25-35% silt, <10% coarse gravel. Roots throughout. [NATIVE] - Brown, wet, soft - No odor, no staining
1.0					Boring terminated at 1 feet
1.5					
2.0					
2.5					
3.0					
3.5					
4.0					

Remarks:

AECOM

Boring Number: 24D-0058

TOTAL DEPTH: 3.00 ft

CLIENT USEPA R1
PROJECT NAME Lower Neponset River
PROJECT NUMBER MAN000102204
SITE NAME Lower Neponset River
DATE STARTED 31-May-2024 11:42
DATE COMPLETED 31-May-2024 13:40
DRILLING CONTRACTOR AECOM
EASTING 768019.6 **NORTHING** 2923470.9
DRILLING METHOD Hand Auger/Tile Spade
HOLE DIAMETER 3 in
DEPTH TO WATER 0.25 ft
LOGGED BY Walter McKenna
CHECKED BY Josie Lynch

Depth	Recovery (%)	PID	Sample ID	Graphic	Material Description
0.5	100	0.2	24D-0058-AS		Organic soil (OL), Boring in sediment setting/conditions. See 24D-0058 general setting photo. [SEDIMENT] - Brown, wet, soft - No odor, no staining
1.0					
1.5	100	0	24D-0058-BS		Elastic silt (MH). Roots throughout. [SEDIMENT] - Brown, wet, soft - No odor, no staining
2.0					
2.5	100	0	24D-0058-CS		Silty sand with gravel (SM), fine to coarse, angular, 15-25% coarse gravel, 15-25% silt. - Gray to brown, wet, firm - No odor, no staining
3.0					Boring terminated at 3 feet
3.5					
4.0					

Remarks:

AECOM

Boring Number: 24D-0059

TOTAL DEPTH: 1.50 ft

CLIENT USEPA R1
PROJECT NAME Lower Neponset River
PROJECT NUMBER MAN000102204
SITE NAME Lower Neponset River
DATE STARTED 31-May-2024 13:40
DATE COMPLETED 31-May-2024 14:40
DRILLING CONTRACTOR AECOM
EASTING 768109.0 **NORTHING** 2923460.3
DRILLING METHOD Hand Auger/Tile Spade
HOLE DIAMETER 2 in
DEPTH TO WATER 0.15 ft
LOGGED BY Bill Abrahams-Dematte
CHECKED BY Josie Lynch

Depth	Recovery (%)	PID	Sample ID	Graphic	Material Description
0.5	100	0	24D-0059-AS		Organic soil (OL). Trace fine sand roots. [NATIVE] - Brown to black, wet, very soft - No odor, no staining
1.0	100	0	24D-0059-BS		Well-graded sand with gravel (SW), fine to coarse, 25-35% fine gravel. Refusal 1.5 ft on gravel and likely cobble. [NATIVE] - Light brown, wet, very loose - No odor, no staining
1.5					Boring terminated at 1.5 feet
2.0					
2.5					
3.0					
3.5					
4.0					

Remarks:

AECOM

Boring Number: 24D-0060

TOTAL DEPTH: 1.40 ft

CLIENT USEPA R1
PROJECT NAME Lower Neponset River
PROJECT NUMBER MAN000102204
SITE NAME Lower Neponset River
DATE STARTED 31-May-2024 14:08
DATE COMPLETED 31-May-2024 14:45
DRILLING CONTRACTOR AECOM
EASTING 768218.4 **NORTHING** 2923427.4
DRILLING METHOD Hand Auger/Tile Spade
HOLE DIAMETER 3 in
DEPTH TO WATER 0.50 ft
LOGGED BY Walter McKenna
CHECKED BY Josie Lynch

Depth	Recovery (%)	PID	Sample ID	Graphic	Material Description
0.5	100	0.1	24D-0060-AS		Silt (ML). Significant root and organic debris. [NATIVE] - Brown, wet, very soft - No odor, no staining
1.0	100	0	24D-0060-BS		
1.5					Boring terminated at 1.4 feet
2.0					
2.5					
3.0					
3.5					
4.0					

Remarks:

AECOM

Boring Number: 24D-0061

TOTAL DEPTH: 1.00 ft

CLIENT USEPA R1
PROJECT NAME Lower Neponset River
PROJECT NUMBER MAN000102204
SITE NAME Lower Neponset River
DATE STARTED 03-Jun-2024 08:50
DATE COMPLETED 03-Jun-2024 10:25
DRILLING CONTRACTOR AECOM
EASTING 768306.5 **NORTHING** 2923416.7
DRILLING METHOD Hand Auger/Tile Spade
HOLE DIAMETER 2 in
DEPTH TO WATER ft
LOGGED BY Bill Abrahams-Dematte
CHECKED BY Josie Lynch

Depth	Recovery (%)	PID (ppm)	Sample ID	Graphic	Material Description
0.5	100		24D-0061-AS		Silt (ML). Trace very fine sand roots. [NATIVE] - Brown to black, moist, very soft - No odor, no staining
1.0					Boring terminated at 1 feet
1.5					
2.0					
2.5					
3.0					
3.5					
4.0					

Remarks:

AECOM

Boring Number: 24D-0062

TOTAL DEPTH: 3.00 ft

CLIENT USEPA R1
PROJECT NAME Lower Neponset River
PROJECT NUMBER MAN000102204
SITE NAME Lower Neponset River
DATE STARTED 03-Jun-2024 10:35
DATE COMPLETED 03-Jun-2024 00:03
DRILLING CONTRACTOR AECOM
EASTING 768398.8 **NORTHING** 2923394.9
DRILLING METHOD Hand Auger/Tile Spade
HOLE DIAMETER 2 in
DEPTH TO WATER 0.60 ft
LOGGED BY Bill Abrahams-Dematte
CHECKED BY Josie Lynch

Depth	Recovery (%)	PID (ppm)	Sample ID	Graphic	Material Description
0.5	100		24D-0062-AS		Silt (ML). Trace very fine sand roots. [NATIVE] - Brown to black, moist, very soft - No odor, no staining
1.0					Silt with sand (ML), 10-20% fine sand roots. [NATIVE] - Gray to brown, moist, soft - No odor, no staining
1.5	100		24D-0062-BS		Silt (ML), 5-15% fine sand. [NATIVE] - Dark Brown, wet, very soft - No odor, no staining
2.0					Well-graded sand (SW), fine to coarse, <10% fine gravel. [NATIVE] - Brown, wet, loose - No odor, no staining
2.5	100		24D-0062-CS		Well-graded sand with gravel (SW), fine to coarse, 15-25% fine gravel. [NATIVE] - Red-Brown, wet, loose - No odor, no staining
3.0					Boring terminated at 3 feet
3.5					
4.0					

Remarks:

AECOM

Boring Number: 24D-0063

TOTAL DEPTH: 2.00 ft

CLIENT USEPA R1
PROJECT NAME Lower Neponset River
PROJECT NUMBER MAN000102204
SITE NAME Lower Neponset River
DATE STARTED 03-Jun-2024 12:06
DATE COMPLETED 03-Jun-2024 14:20
DRILLING CONTRACTOR AECOM
EASTING 768493.6 **NORTHING** 2923362.0
DRILLING METHOD Hand Auger/Tile Spade
HOLE DIAMETER 2 in
DEPTH TO WATER 0.30 ft
LOGGED BY Bill Abrahams-Dematte
CHECKED BY Josie Lynch

Depth	Recovery (%)	PID (ppm)	Sample ID	Graphic	Material Description
0.5	100		24D-0063-AS		Organic soil (OL), <10% fine sand. [NATIVE] - Black, moist, very soft - No odor, no staining
			24D-0063-AD		Well-graded sand with silt (SW-SM), fine to coarse, 5-15% silt. [NATIVE] - Brown, wet, loose - No odor, no staining
1.0					
1.5	100		24D-0063-BS		Well-graded sand (SW), fine to coarse, <10% fine gravel. [NATIVE] - Red-Brown, wet, loose - No odor, no staining
2.0					Boring terminated at 2 feet
2.5					
3.0					
3.5					
4.0					

Remarks:

AECOM

Boring Number: 24D-0064

TOTAL DEPTH: 2.80 ft

CLIENT USEPA R1
PROJECT NAME Lower Neponset River
PROJECT NUMBER MAN000102204
SITE NAME Lower Neponset River
DATE STARTED 03-Jun-2024 14:09
DATE COMPLETED
DRILLING CONTRACTOR AECOM
EASTING 768589.8 **NORTHING** 2923329.1
DRILLING METHOD Hand Auger/Tile Spade
HOLE DIAMETER 2 in
DEPTH TO WATER 0.20 ft
LOGGED BY Bill Abrahams-Dematte
CHECKED BY Josie Lynch

Depth	Recovery (%)	PID (ppm)	Sample ID	Graphic	Material Description
0.5	100		24D-0064-AS		Silt (ML), <10% fine sand. Trash mixed in, roots. [NATIVE] - Dark brown, moist, very soft - No odor, no staining
1.0					Poorly graded sand (SP), fine. Trace silt. [NATIVE] - Gray, wet, loose - No odor, Iron Staining - mottled
1.5	100		24D-0064-BS		Silty sand (SM), fine, 10-20% silt, roots, trace organic silt. [NATIVE] - Dark Brown, wet, soft - No odor, no staining
2.0					Well-graded sand with gravel (SW), fine to coarse, subangular, 10-20% fine gravel [NATIVE] - Light Brown, wet, loose - No odor, no staining
2.5	100		24D-0064-CS		
3.0					Boring terminated at 2.8 feet
3.5					
4.0					

Remarks:

AECOM

Boring Number: 24D-0065

TOTAL DEPTH: 1.20 ft

CLIENT USEPA R1
PROJECT NAME Lower Neponset River
PROJECT NUMBER MAN000102204
SITE NAME Lower Neponset River
DATE STARTED 05-Jun-2024 07:52
DATE COMPLETED 05-Jun-2024 09:04
DRILLING CONTRACTOR AECOM
EASTING 768688.4 **NORTHING** 2923318.5
DRILLING METHOD Hand Auger/Tile Spade
HOLE DIAMETER 3 in
DEPTH TO WATER 0.90 ft
LOGGED BY Walter McKenna
CHECKED BY Josie Lynch

Depth	Recovery (%)	PID	Sample ID	Graphic	Material Description
0.5	100	0	24D-0065-AS 24D-0065-AD		Silt (ML), <10% coarse gravel. Roots present throughout. [NATIVE] - Brown, moist, soft - No odor, no staining
1.0	100	0	24D-0065-BS		Cobbles, 1 large cobble spanning across boring hole. [NATIVE] - Gray, moist, loose - No odor, no staining
1.5					Sandy silt with gravel (ML), 15-25% fine to medium sand 10-20% coarse gravel. Organics present. [NATIVE] - Brown, moist, soft - No odor, no staining
2.0					Boring terminated at 1.2 feet
2.5					
3.0					
3.5					

Remarks:

AECOM

Boring Number: 24D-0066

TOTAL DEPTH: 1.80 ft

CLIENT USEPA R1
PROJECT NAME Lower Neponset River
PROJECT NUMBER MAN000102204
SITE NAME Lower Neponset River
DATE STARTED 04-Jun-2024 13:47
DATE COMPLETED 04-Jun-2024 14:58
DRILLING CONTRACTOR AECOM
EASTING 768785.5 **NORTHING** 2923296.7
DRILLING METHOD Hand Auger/Tile Spade
HOLE DIAMETER 3 in
DEPTH TO WATER 0.50 ft
LOGGED BY Walter McKenna
CHECKED BY Josie Lynch

Depth	Recovery (%)	PID	Sample ID	Graphic	Material Description
0.5	100	0.1	24D-0066-AS		Silt with sand (ML), 5-15% fine sand <10% gravel. Roots and organic present throughout. [NATIVE] - Brown to black, moist, soft - No odor, no staining
1.0					
1.5	100	0	24D-0066-BS		Elastic silt with sand (MH), 10-20% fine sand. [NATIVE] - Gray to brown, moist, very soft - No odor, no staining
2.0					Well-graded sand with gravel (SW), fine to coarse, angular, 15-25% coarse gravel. [NATIVE] - Moist, loose - No odor, no staining
2.5					Boring terminated at 1.8 feet
3.0					
3.5					
4.0					

Remarks:

AECOM

Boring Number: 24D-0067

TOTAL DEPTH: 2.50 ft

CLIENT USEPA R1
PROJECT NAME Lower Neponset River
PROJECT NUMBER MAN000102204
SITE NAME Lower Neponset River
DATE STARTED 04-Jun-2024 11:14
DATE COMPLETED 04-Jun-2024 13:12
DRILLING CONTRACTOR AECOM
EASTING 768875.2 **NORTHING** 2923252.7
DRILLING METHOD Hand Auger/Tile Spade
HOLE DIAMETER 3 in
DEPTH TO WATER 0.35 ft
LOGGED BY Walter McKenna
CHECKED BY Josie Lynch

Depth	Recovery (%)	PID	Sample ID	Graphic	Material Description
0.5	100	0	24D-0067-AS		Organic matter, 25-35% silt. Roots, leaves, and trash present. [NATIVE] - Brown to black, moist, soft - No odor, no staining
1.0					Elastic silt (MH). Fine roots and trash present. [NATIVE] - Brown to black, wet, soft - No odor, no staining
1.5	100	0	24D-0067-BS		
2.0	100	0	24D-0067-CS		Fat clay with gravel (CH), 10-20% gravel. [NATIVE] - Gray, wet, very dense - No odor, no staining
2.5					Boring terminated at 2.5 feet
3.0					
3.5					
4.0					

Remarks:

AECOM

Boring Number: 24D-0068

TOTAL DEPTH: 2.30 ft

CLIENT USEPA R1
PROJECT NAME Lower Neponset River
PROJECT NUMBER MAN000102204
SITE NAME Lower Neponset River
DATE STARTED 04-Jun-2024 09:00
DATE COMPLETED 04-Jun-2024 10:51
DRILLING CONTRACTOR AECOM
EASTING 768976.9 **NORTHING** 2923242.1
DRILLING METHOD Hand Auger/Tile Spade
HOLE DIAMETER 3 in
DEPTH TO WATER 1.10 ft
LOGGED BY Walter McKenna
CHECKED BY Josie Lynch

Depth	Recovery (%)	PID	Sample ID	Graphic	Material Description
0.5	100	0.1	24D-0068-AS		Lean clay (CL), 25-35% silt. Fines with high root content. [NATIVE] - Brown to black, moist, soft - No odor, no staining
1.0					
1.5	100	0.1	24D-0068-BS		
2.0	100	0	24D-0068-CS		Well-graded sand with silt and gravel (SW-SM), fine to medium, subrounded, 30-40% gravel, 5-15% silt. [NATIVE] - Gray to brown, wet, very soft - No odor, no staining
2.5					Boring terminated at 2.3 feet
3.0					
3.5					
4.0					

Remarks:

AECOM

Boring Number: 24D-0069

TOTAL DEPTH: 1.80 ft

CLIENT USEPA R1
PROJECT NAME Lower Neponset River
PROJECT NUMBER MAN000102204
SITE NAME Lower Neponset River
DATE STARTED 05-Jun-2024 09:25
DATE COMPLETED 05-Jun-2024 10:17
DRILLING CONTRACTOR AECOM
EASTING 769062.3 **NORTHING** 2923253.6
DRILLING METHOD Hand Auger/Tile Spade
HOLE DIAMETER 3 in
DEPTH TO WATER 0.35 ft
LOGGED BY Walter McKenna
CHECKED BY Josie Lynch

Depth	Recovery (%)	PID	Sample ID	Graphic	Material Description
0.5	100	0	24D-0069-AS		Silt (ML). High root density throughout. [NATIVE] - Brown, moist, soft - No odor, no staining
1.0					
1.5	100	0	24D-0069-BS		
2.0					Boring terminated at 1.8 feet
2.5					
3.0					
3.5					
4.0					
4.5					

Remarks:

AECOM

Boring Number: 24D-0070

TOTAL DEPTH: 3.00 ft

CLIENT USEPA R1
PROJECT NAME Lower Neponset River
PROJECT NUMBER MAN000102204
SITE NAME Lower Neponset River
DATE STARTED 05-Jun-2024 10:35
DATE COMPLETED 05-Jun-2024 12:15
DRILLING CONTRACTOR AECOM
EASTING 769142.1 **NORTHING** 2923320.7
DRILLING METHOD Hand Auger/Tile Spade
HOLE DIAMETER 3 in
DEPTH TO WATER 0.65 ft
LOGGED BY Walter McKenna
CHECKED BY Josie Lynch

Depth	Recovery (%)	PID	Sample ID	Graphic	Material Description
0.5	100	0	24D-0070-AS		Silt (ML). Significant roots throughout. Increasingly cohesive with depth as roots thinned out. [NATIVE] - Brown, moist, soft - No odor, no staining
1.0					
1.5	100		24D-0070-BS		
2.0					Sandy silt with gravel (ML), 20-30% fine to medium sand, 15-25% fine to coarse gravel. [NATIVE] - Brown, wet, soft - No odor, no staining
2.5	100	0	24D-0070-CS		
3.0					Boring terminated at 3 feet
3.5					
4.0					
4.5					
5.0					
5.5					
6.0					

Remarks:

AECOM

Boring Number: 24D-0071

TOTAL DEPTH: 2.60 ft

CLIENT USEPA R1
PROJECT NAME Lower Neponset River
PROJECT NUMBER MAN000102204
SITE NAME Lower Neponset River
DATE STARTED 05-Jun-2024 12:40
DATE COMPLETED 05-Jun-2024 14:00
DRILLING CONTRACTOR AECOM
EASTING 769218.9 **NORTHING** 2923387.8
DRILLING METHOD Hand Auger/Tile Spade
HOLE DIAMETER 3 in
DEPTH TO WATER 0.85 ft
LOGGED BY Walter McKenna
CHECKED BY Josie Lynch

Depth	Recovery (%)	PID	Sample ID	Graphic	Material Description
0.5		0.1	24D-0071-AS		Silt (ML). Roots throughout. [NATIVE] - Brown, moist, soft - No odor, no staining
1.0					
1.5		0	24D-0071-BS		
2.0	100	0	24D-0071-CS		Silty sand with gravel (SM), fine to coarse, angular, 25-35% coarse gravel, 10-20% silt. [NATIVE] - Brown, wet, loose - No odor, no staining
2.5					
3.0					Boring terminated at 2.6 feet
3.5					
4.0					
4.5					
5.0					
5.5					

Remarks:

AECOM

Boring Number: 24D-0072

TOTAL DEPTH: 2.40 ft

CLIENT USEPA R1
PROJECT NAME Lower Neponset River
PROJECT NUMBER MAN000102204
SITE NAME Lower Neponset River
DATE STARTED 05-Jun-2024 14:23
DATE COMPLETED 05-Jun-2024 15:44
DRILLING CONTRACTOR AECOM
EASTING 769273.9 **NORTHING** 2923465.9
DRILLING METHOD Hand Auger/Tile Spade
HOLE DIAMETER 3 in
DEPTH TO WATER 1.10 ft
LOGGED BY Walter McKenna
CHECKED BY Josie Lynch

Depth	Recovery (%)	PID	Sample ID	Graphic	Material Description
0.5	100	0	24D-0072-AS		Organic matter, 25-35% silt. Both large and fine root masses present. [NATIVE] - Brown, moist, soft - No odor, no staining
1.0					Elastic silt (MH), <10% fine sand, sparse red tinted mottled sand. Roots present throughout. [NATIVE] - Brown, moist, very soft - No odor, no staining
1.5	100	0	24D-0072-BS		Silty sand (SM), fine to coarse, angular, 20-30% silt. [NATIVE] - Gray to brown, moist, loose - No odor, no staining
2.0	100		24D-0072-CS		Fat clay with sand (CH), 10-20% sand. [NATIVE] - Gray, wet, soft - No odor, no staining
2.5					Gravelly fat clay with sand (CH), 30-40% fine to coarse sand and coarse gravel. [NATIVE] - Gray, wet, soft - No odor, no staining
3.0					Boring terminated at 2.4 feet
3.5					
4.0					
4.5					
5.0					

Remarks:

AECOM

Boring Number: 24D-0073

TOTAL DEPTH: 1.40 ft

CLIENT USEPA R1
PROJECT NAME Lower Neponset River
PROJECT NUMBER MAN000102204
SITE NAME Lower Neponset River
DATE STARTED 06-Jun-2024 08:30
DATE COMPLETED 06-Jun-2024 09:36
DRILLING CONTRACTOR AECOM
EASTING 769362.6 **NORTHING** 2923522.0
DRILLING METHOD Hand Auger/Tile Spade
HOLE DIAMETER 3 in
DEPTH TO WATER ft
LOGGED BY Walter McKenna
CHECKED BY Josie Lynch

Depth	Recovery (%)	PID	Sample ID	Graphic	Material Description
0.5	100	0	24D-0073-AS		Silt (ML), <10% fine to medium sand, <10% coarse gravel. Roots throughout. [TOPSOIL] - Brown, dry, loose - No odor, no staining
1.0	100	0	24D-0073-BS		Gravelly silt (ML), 25-35% coarse gravel, <10% fine to coarse sand. Roots decreasing with depth. Sand and gravel increasing with depth. [NATIVE] - Gray to brown, dry, loose - No odor, no staining
1.5					Boring terminated at 1.4 feet
2.0					
2.5					
3.0					
3.5					
4.0					

Remarks:

AECOM

Boring Number: 24D-0074

TOTAL DEPTH: 2.90 ft

CLIENT USEPA R1
PROJECT NAME Lower Neponset River
PROJECT NUMBER MAN000102204
SITE NAME Lower Neponset River
DATE STARTED 06-Jun-2024 09:47
DATE COMPLETED 06-Jun-2024 11:19
DRILLING CONTRACTOR AECOM
EASTING 769461.5 **NORTHING** 2923544.7
DRILLING METHOD Hand Auger/Tile Spade
HOLE DIAMETER 3 in
DEPTH TO WATER 0.90 ft
LOGGED BY Walter McKenna
CHECKED BY Josie Lynch

Depth	Recovery (%)	PID	Sample ID	Graphic	Material Description
0.5	100	0	24D-0074-AS		Silt (ML), <10% fine to medium sand. Thin roots present. [NATIVE] - Brown, moist, soft - No odor, no staining
1.0					
1.5	100	0	24D-0074-BS		Elastic silt (MH), 5-15% fine sand. Trace of roots and trash. [NATIVE] - Brown, moist, very soft - Hydrocarbon odor, no staining
2.0					Fat clay (CH), 20-30% silt. Rotting wood present. [NATIVE] - Brown, moist, very soft - Hydrocarbon odor, no staining
2.5	100	0	24D-0074-CS		Silty sand (SM), fine, subrounded, 15-25% silt, 5-15% coarse gravel. Sandy tan blotches present. [NATIVE] - Gray to brown, wet, soft - No odor, no staining
3.0					Boring terminated at 2.9 feet
3.5					
4.0					
4.5					
5.0					
5.5					

Remarks:

AECOM

Boring Number: 24D-0075

TOTAL DEPTH: 3.00 ft

CLIENT USEPA R1
PROJECT NAME Lower Neponset River
PROJECT NUMBER MAN000102204
SITE NAME Lower Neponset River
DATE STARTED 28-Jun-2024 08:09
DATE COMPLETED 28-Jun-2024 09:43
DRILLING CONTRACTOR AECOM
EASTING 769539.9 **NORTHING** 2923578.5
DRILLING METHOD Hand Auger/Tile Spade
HOLE DIAMETER 3 in
DEPTH TO WATER 0.60 ft
LOGGED BY Walter McKenna
CHECKED BY Josie Lynch

Depth	Recovery (%)	PID	Sample ID	Graphic	Material Description
0.5	100	0.1	24D-0075-AS		Elastic silt (MH), 5-15% clay. Roots present. [NATIVE] - Brown to black, moist, soft - No odor, no staining
1.0					
1.5	100	0.1	24D-0075-BS		Elastic silt (MH), 35-45% clay. Trace roots present. [NATIVE] - Brown to black, wet, very soft - Hydrocarbon odor, no staining
2.0					
2.5	70	0	24D-0075-CS		Fat clay with sand (CH), 25-35% silt, 15-25% fine to medium sand. No recovery below 2.7 feet (see core notes). Penetration to 3.0 feet indicated layer continued to 2.8 feet with gravelly layer below. [NATIVE] - Brown, wet, firm - Hydrocarbon odor, no staining
3.0					Boring terminated at 3 feet
3.5					
4.0					
4.5					
5.0					
5.5					
6.0					

Remarks:

AECOM

Boring Number: 24D-0076

TOTAL DEPTH: 2.90 ft

CLIENT USEPA R1
PROJECT NAME Lower Neponset River
PROJECT NUMBER MAN000102204
SITE NAME Lower Neponset River
DATE STARTED 28-Jun-2024 09:53
DATE COMPLETED 28-Jun-2024 11:12
DRILLING CONTRACTOR AECOM
EASTING 769624.7 **NORTHING** 2923590.0
DRILLING METHOD Hand Auger/Tile Spade
HOLE DIAMETER 3 in
DEPTH TO WATER 0.55 ft
LOGGED BY Walter McKenna
CHECKED BY Josie Lynch

Depth	Recovery (%)	PID	Sample ID	Graphic	Material Description
0.5	100	0	24D-0076-AS		Elastic silt (MH), <10% fine sand, orange mottles. Trace trash. Organics present throughout. [NATIVE] - Brown to black, moist, soft - No odor, no staining
1.0					
1.5	100	0	24D-0076-BS		Elastic silt (MH), 20-30% clay. Trace roots. [NATIVE] - Brown to black, moist, very soft - No odor, no staining
2.0					
2.5	100	0	24D-0076-CS		Elastic silt (MH), 35-45% clay, 5-15% fine to medium sand, <10% cobbles. Trace roots. [NATIVE] - Brown to black, wet, very soft - Hydrocarbon odor, no staining
3.0					Boring terminated at 2.9 feet
3.5					
4.0					
4.5					
5.0					
5.5					

Remarks:

AECOM

Boring Number: 24D-0077

TOTAL DEPTH: 2.70 ft

CLIENT USEPA R1
PROJECT NAME Lower Neponset River
PROJECT NUMBER MAN000102204
SITE NAME Lower Neponset River
DATE STARTED 28-Jun-2024 11:49
DATE COMPLETED 28-Jun-2024 13:35
DRILLING CONTRACTOR AECOM
EASTING 769720.0 **NORTHING** 2923612.7
DRILLING METHOD Hand Auger/Tile Spade
HOLE DIAMETER 3 in
DEPTH TO WATER 0.80 ft
LOGGED BY Walter McKenna
CHECKED BY Josie Lynch

Depth	Recovery (%)	PID	Sample ID	Graphic	Material Description
0.5	100	0.1	24D-0077-AS		Silt (ML). Roots present throughout. [NATIVE] - Brown to black, moist, soft - No odor, no staining
1.0					Sandy silt (ML), 25-35% fine to coarse sand, 10-20% clay. [NATIVE] - Brown to black, moist, loose - No odor, no staining
1.5	100	0	24D-0077-BS		Sandy fat clay (CH), 25-35% silt and fine to coarse sand. Alternating between predominantly sandy and clay horizons. [NATIVE] - Gray to brown, wet, medium dense - No odor, no staining
2.0					
2.5	100	0	24D-0077-CS		Sandy elastic silt (MH), 25-35% silt, 15-25% fine to coarse sand, 5-15% fine to coarse gravel. Difficult to tell how cohesive or firm sediments are due to augering action through water column. [NATIVE] - Gray to brown, wet, soft - No odor, no staining
3.0					
3.5					Silty sand with gravel (SM), fine to coarse, subrounded, 35-45% fine to coarse gravel, 15-25% silt and clay. Refusal on cobble. [NATIVE] - Gray to brown, wet, soft - No odor, no staining
4.0					Boring terminated at 2.7 feet
4.5					
5.0					
5.5					

Remarks:

AECOM

Boring Number: 24D-0078

TOTAL DEPTH: 2.80 ft

CLIENT USEPA R1
PROJECT NAME Lower Neponset River
PROJECT NUMBER MAN000102204
SITE NAME Lower Neponset River
DATE STARTED 28-Jun-2024 13:42
DATE COMPLETED 28-Jun-2024 14:41
DRILLING CONTRACTOR AECOM
EASTING 769818.6 **NORTHING** 2923635.4
DRILLING METHOD Hand Auger/Tile Spade
HOLE DIAMETER 3 in
DEPTH TO WATER 1.15 ft
LOGGED BY Walter McKenna
CHECKED BY Josie Lynch

Depth	Recovery (%)	PID	Sample ID	Graphic	Material Description
0.5	100	0.1	24D-0078-AS		Silt (ML). Roots present throughout. [NATIVE] - Brown, dry, soft - No odor, no staining
1.0					
1.5	100	0	24D-0078-BS		Gravelly fat clay with sand (CH), 20-30% fine to coarse sand and coarse gravel. [NATIVE] - Gray to brown, wet, medium dense - No odor, no staining
2.0					
2.5	100	0	24D-0078-CS		Gravelly silt with sand (ML), 25-35% fine to coarse gravel, 15-25% fine to coarse sand. Organics present. [NATIVE] - Brown, wet, medium dense - No odor, no staining
3.0					Boring terminated at 2.8 feet
3.5					
4.0					
4.5					
5.0					
5.5					

Remarks:

AECOM

Boring Number: 24D-0079

TOTAL DEPTH: 3.00 ft

CLIENT USEPA R1
PROJECT NAME Lower Neponset River
PROJECT NUMBER MAN000102204
SITE NAME Lower Neponset River
DATE STARTED 08-Jul-2024 09:15
DATE COMPLETED 08-Jul-2024 11:10
DRILLING CONTRACTOR AECOM
EASTING 769906.1 **NORTHING** 2923691.5
DRILLING METHOD Hand Auger/Tile Spade
HOLE DIAMETER 2 in
DEPTH TO WATER 1.80 ft
LOGGED BY Bill Abrahams-Dematte
CHECKED BY Josie Lynch

Depth	Recovery (%)	PID	Sample ID	Graphic	Material Description
0.5	100	0	24D-0079-AS		Organic soil (OL). Roots present. [NATIVE] - Dark brown, moist, soft - No odor, no staining
1.0					Silt (ML), 5-15% clay. Trace roots at top, trace very fine sand at depth. Coarsens slightly downward. [NATIVE] - Moist, soft - No odor, Iron Mottling
1.5	100	0	24D-0079-BS		
2.0					Silt (ML), 5-15% clay. Bottom 0.3 ft, trace coarse and fine gravel mixed in. [NATIVE] - Dark gray, wet, firm - No odor, no staining
2.5	100	0	24D-0079-CS		
3.0					Boring terminated at 3 feet
3.5					
4.0					
4.5					
5.0					
5.5					
6.0					

Remarks:

AECOM

Boring Number: 24D-0080

TOTAL DEPTH: 3.00 ft

CLIENT USEPA R1
PROJECT NAME Lower Neponset River
PROJECT NUMBER MAN000102204
SITE NAME Lower Neponset River
DATE STARTED 08-Jul-2024 11:32
DATE COMPLETED 08-Jul-2024 13:40
DRILLING CONTRACTOR AECOM
EASTING 769997.7 **NORTHING** 2923725.3
DRILLING METHOD Hand Auger/Tile Spade
HOLE DIAMETER 2 in
DEPTH TO WATER 0.70 ft
LOGGED BY Bill Abrahams-Dematte
CHECKED BY Josie Lynch

Depth	Recovery (%)	PID	Sample ID	Graphic	Material Description
0.5	100	0	24D-0080-AS		Silt (ML), <10% clay. Roots present. [NATIVE] - Brown to black, moist, soft - No odor, no staining
1.5	100	0	24D-0080-BS		Silt (ML), <10% clay, F-M sand and fine gravel mixed in at depth, bottom 0.1-0.2. [NATIVE] - Dark gray, wet, firm - Hydrocarbon odor, no staining
2.5	100	0	24D-0080-CS		Silt (ML), 15-25% clay, <10% fine gravel and coarse sand. Heavily mottled, sand/gravel mixed throughout. [NATIVE] - Gray-Yellow, wet, firm - No odor, Mottled
3.0					Boring terminated at 3 feet
3.5					
4.0					
4.5					
5.0					
5.5					
6.0					

Remarks:

AECOM

Boring Number: 24D-0081

TOTAL DEPTH: 3.00 ft

CLIENT USEPA R1
PROJECT NAME Lower Neponset River
PROJECT NUMBER MAN000102204
SITE NAME Lower Neponset River
DATE STARTED 08-Jul-2024 13:42
DATE COMPLETED 08-Jul-2024 14:50
DRILLING CONTRACTOR AECOM
EASTING 770088.7 **NORTHING** 2923759.1
DRILLING METHOD Hand Auger/Tile Spade
HOLE DIAMETER 2 in
DEPTH TO WATER 1.60 ft
LOGGED BY Bill Abrahams-Dematte
CHECKED BY Josie Lynch

Depth	Recovery (%)	PID	Sample ID	Graphic	Material Description
0.5	100	0	24D-0081-AS		Silt (ML), <10% clay and fine sand. Fine sand occurs as lens of grey sand interbedded with silt. Roots moist at top. [NATIVE] - Gray to brown, wet, soft - Hydrocarbon odor, no staining
1.0					
1.5	100	0	24D-0081-BS		
2.0					
2.5	100	0	24D-0081-CS		
3.0					Boring terminated at 3 feet
3.5					
4.0					
4.5					
5.0					
5.5					
6.0					

Remarks:

AECOM

Boring Number: 24D-0082

TOTAL DEPTH: 2.70 ft

CLIENT USEPA R1
PROJECT NAME Lower Neponset River
PROJECT NUMBER MAN000102204
SITE NAME Lower Neponset River
DATE STARTED 09-Jul-2024 09:18
DATE COMPLETED 09-Jul-2024 10:37
DRILLING CONTRACTOR AECOM
EASTING 770150.0 **NORTHING** 2923792.8
DRILLING METHOD Hand Auger/Tile Spade
HOLE DIAMETER 2 in
DEPTH TO WATER 0.40 ft
LOGGED BY Bill Abrahams-Dematte
CHECKED BY Josie Lynch

Depth	Recovery (%)	PID	Sample ID	Graphic	Material Description
0.5	100	0	24D-0082-AS		Silt (ML), <10% fine sand. Roots present. [NATIVE] - Dark brown, moist, very soft - No odor, no staining
1.0					
1.5	100	0	24D-0082-BS		Silt with sand (ML), 5-15% fine sand, <10% fine gravel. [NATIVE] - Gray to brown, wet, very soft - Hydrocarbon odor, no staining
2.0					
2.5	100	0	24D-0082-CS		Well-graded sand (SW), fine to coarse, angular, 5-15% fine gravel. Trace silt. [NATIVE] - Gray, wet, very loose - No odor, no staining
3.0					Boring terminated at 2.7 feet
3.5					
4.0					
4.5					
5.0					
5.5					

Remarks:

AECOM

Boring Number: 24D-0083

TOTAL DEPTH: 1.60 ft

CLIENT USEPA R1
PROJECT NAME Lower Neponset River
PROJECT NUMBER MAN000102204
SITE NAME Lower Neponset River
DATE STARTED 09-Jul-2024 22:40
DATE COMPLETED 09-Jul-2024 12:00
DRILLING CONTRACTOR AECOM
EASTING 770224.3 **NORTHING** 2923826.5
DRILLING METHOD Hand Auger/Tile Spade
HOLE DIAMETER 2 in
DEPTH TO WATER 0.90 ft
LOGGED BY Bill Abrahams-Dematte
CHECKED BY Josie Lynch

Depth	Recovery (%)	PID	Sample ID	Graphic	Material Description
0.5	100	0	24D-0083-AS 24D-0083-AD		Organic soil (OL). Roots, root mat. [NATIVE] - Dark brown, moist, soft - No odor, no staining
1.0	100	0	24D-0083-BS 24D-0083-BD		Poorly graded sand (SP), fine to medium, <10% fine gravel, coarse sand and silt. [NATIVE] - Gray to Light brown, moist, very loose - No odor, no staining
1.5					Well-graded sand (SW), fine to coarse, <10% fine gravel. Trace silt. [NATIVE] - Gray to Light brown, wet, loose - No odor, no staining
2.0					Silty sand (SM), fine to coarse, 25-35% silt, <10% fine gravel. Refusal on cobbles, 1.6 ft. [NATIVE] - Light gray, wet, loose - No odor, no staining
2.5					Boring terminated at 1.6 feet
3.0					
3.5					
4.0					

Remarks:

AECOM

Boring Number: 24D-0084

TOTAL DEPTH: 3.00 ft

CLIENT USEPA R1
PROJECT NAME Lower Neponset River
PROJECT NUMBER MAN000102204
SITE NAME Lower Neponset River
DATE STARTED 09-Jul-2024 12:40
DATE COMPLETED 09-Jul-2024 13:51
DRILLING CONTRACTOR AECOM
EASTING 770313.7 **NORTHING** 2923849.2
DRILLING METHOD Hand Auger/Tile Spade
HOLE DIAMETER 2 in
DEPTH TO WATER 1.70 ft
LOGGED BY Bill Abrahams-Dematte
CHECKED BY Josie Lynch

Depth	Recovery (%)	PID	Sample ID	Graphic	Material Description
0.5	100	0	24D-0084-AS		Silt (ML), 20-30% clay. Roots present. [NATIVE] - Gray to brown, dry, soft - No odor, Iron mottling
1.0					
1.5	100	0	24D-0084-BS		Silt (ML). Trace gravel at depth. [NATIVE] - Gray, moist, soft - No odor, no staining
2.0					
2.5	100	0	24D-0084-CS		Well-graded sand (SW), fine to coarse, subangular, <10% fine gravel. Trace silt. [NATIVE] - Brown, wet, very loose - No odor, no staining
3.0					Boring terminated at 3 feet
3.5					
4.0					
4.5					
5.0					
5.5					
6.0					

Remarks:

AECOM

Boring Number: 24D-0085

TOTAL DEPTH: 2.60 ft

CLIENT USEPA R1
PROJECT NAME Lower Neponset River
PROJECT NUMBER MAN000102204
SITE NAME Lower Neponset River
DATE STARTED 09-Jul-2024 13:52
DATE COMPLETED 09-Jul-2024 15:11
DRILLING CONTRACTOR AECOM
EASTING 770411.0 **NORTHING** 2923871.9
DRILLING METHOD Hand Auger/Tile Spade
HOLE DIAMETER 2 in
DEPTH TO WATER 1.20 ft
LOGGED BY Bill Abrahams-Dematte
CHECKED BY Josie Lynch

Depth	Recovery (%)	PID	Sample ID	Graphic	Material Description
0.5	100	0	24D-0085-AS		Silt (ML). Roots present. [NATIVE] - Dark brown, moist, very soft - No odor, no staining
1.0					Silt (ML). [NATIVE] - Gray to brown, moist, soft - No odor, no staining
1.5	100	0	24D-0085-BS		Silty sand (SM), fine to coarse, angular, 35-45% silt. [NATIVE] - Gray, moist, firm - No odor, Iron mottling
2.0					Well-graded sand with gravel (SW), fine to coarse, angular, 20-30% fine to coarse gravel. [NATIVE] - Yellow-Brown, wet, very loose - No odor, no staining
2.5	100	0	24D-0085-CS		Well-graded sand (SW), fine to coarse, <10% silt. [NATIVE] - Yellow-Brown, wet, very loose - No odor, no staining
3.0					Boring terminated at 2.6 feet
3.5					
4.0					
4.5					
5.0					
5.5					

Remarks:

AECOM

Boring Number: 24D-0086

TOTAL DEPTH: 2.10 ft

CLIENT USEPA R1
PROJECT NAME Lower Neponset River
PROJECT NUMBER MAN000102204
SITE NAME Lower Neponset River
DATE STARTED 01-Jul-2024 10:05
DATE COMPLETED 01-Jul-2024 11:24
DRILLING CONTRACTOR AECOM
EASTING 770509.4 **NORTHING** 2923894.6
DRILLING METHOD Hand Auger/Tile Spade
HOLE DIAMETER 3 in
DEPTH TO WATER 1.80 ft
LOGGED BY Walter McKenna
CHECKED BY Josie Lynch

Depth	Recovery (%)	PID	Sample ID	Graphic	Material Description
0.5	100	0.1	24D-0086-AS		Elastic silt (MH). Roots throughout, darker brown in upper 0.4 ft. [NATIVE] - Gray to brown, moist, soft - No odor, no staining
1.0					
1.5	100	0	24D-0086-BS		Silty sand with gravel (SM), fine to medium, 25-35% silt, 10-20% fine to coarse gravel. Increasingly coarse with depth. [NATIVE] - Gray to brown, moist, soft - No odor, no staining
2.0	100	0	24D-0086-CS		Boring terminated at 2.1 feet
2.5					
3.0					
3.5					
4.0					
4.5					

Remarks:

AECOM

Boring Number: 24D-0087

TOTAL DEPTH: 2.20 ft

CLIENT USEPA R1
PROJECT NAME Lower Neponset River
PROJECT NUMBER MAN000102204
SITE NAME Lower Neponset River
DATE STARTED 01-Jul-2024 08:19
DATE COMPLETED 01-Jul-2024 09:52
DRILLING CONTRACTOR AECOM
EASTING 770609.7 **NORTHING** 2923917.4
DRILLING METHOD Hand Auger/Tile Spade
HOLE DIAMETER 3 in
DEPTH TO WATER 1.40 ft
LOGGED BY Walter McKenna
CHECKED BY Josie Lynch

Depth	Recovery (%)	PID	Sample ID	Graphic	Material Description
0.5	100	0	24D-0087-AS		Silt (ML). Some gravel near surface. - Brown, moist, soft - No staining
1.0					
1.5	100	0	24D-0087-BS		Gravelly silt with sand (ML), 35-45% fine to coarse gravel and medium to coarse sand. [NATIVE] - Brown, wet, soft - No odor, no staining
2.0	100	0	24D-0087-CS		Elastic silt with gravel (MH), 15-25% fine to coarse gravel. Max pen at 2.2 ft, refusal on gravel. [NATIVE] - Wet, firm - No odor, no staining
2.5					Boring terminated at 2.2 feet
3.0					
3.5					
4.0					
4.5					
5.0					

Remarks:

AECOM

Boring Number: 24D-0088

TOTAL DEPTH: 3.00 ft

CLIENT USEPA R1
PROJECT NAME Lower Neponset River
PROJECT NUMBER MAN000102204
SITE NAME Lower Neponset River
DATE STARTED 01-Jul-2024 12:00
DATE COMPLETED 01-Jul-2024 13:13
DRILLING CONTRACTOR AECOM
EASTING 770712.2 **NORTHING** 2923929.0
DRILLING METHOD Hand Auger/Tile Spade
HOLE DIAMETER 3 in
DEPTH TO WATER 0.90 ft
LOGGED BY Walter McKenna
CHECKED BY Josie Lynch

Depth	Recovery (%)	PID	Sample ID	Graphic	Material Description
0.5	100	0	24D-0088-AS		Silt (ML). Some red mottled spots. [NATIVE] - Brown, moist, soft - No odor, no staining
1.0					
1.5	100	0	24D-0088-BS		Lean clay (CL). [NATIVE] - Brown, wet, soft - No odor, no staining
2.0					
2.5	100		24D-0088-CS		Silty sand with gravel (SM), fine to medium, 35-45% fine to coarse gravel, 15-25% silt. [NATIVE] - Brown, wet, soft - No odor, no staining
3.0					Boring terminated at 3 feet
3.5					
4.0					
4.5					
5.0					
5.5					
6.0					

Remarks:

AECOM

Boring Number: 24D-0089

TOTAL DEPTH: 3.00 ft

CLIENT USEPA R1
PROJECT NAME Lower Neponset River
PROJECT NUMBER MAN000102204
SITE NAME Lower Neponset River
DATE STARTED 08-Jul-2024 09:34
DATE COMPLETED 08-Jul-2024 10:11
DRILLING CONTRACTOR AECOM
EASTING 770817.1 **NORTHING** 2923918.4
DRILLING METHOD Hand Auger/Tile Spade
HOLE DIAMETER 3 in
DEPTH TO WATER 1.25 ft
LOGGED BY Josie Lynch
CHECKED BY Josie Lynch

Depth	Recovery (%)	PID	Sample ID	Graphic	Material Description
0.5	100	0	24D-0089-AS		Silt (ML). Trace trash. Roots and orange mottles present. [NATIVE] - Brown, moist, soft - No odor, no staining
1.0					
1.5	100	0	24D-0089-BS		Silt (ML). Some gravel at depth. [NATIVE] - Brown, moist, soft - No odor, no staining
2.0					
2.5	100	0	24D-0089-CS		
3.0					Gravelly fat clay with sand (CH), 35-45% silt, fine to coarse sand and fine to coarse gravel, 25-35% silt. [NATIVE] - Gray, moist, loose - No odor, no staining
3.5					Boring terminated at 3 feet
4.0					
4.5					

Remarks:

AECOM

Boring Number: 24D-0090

TOTAL DEPTH: 2.90 ft

CLIENT USEPA R1
PROJECT NAME Lower Neponset River
PROJECT NUMBER MAN000102204
SITE NAME Lower Neponset River
DATE STARTED 08-Jul-2024 10:20
DATE COMPLETED 08-Jul-2024 11:43
DRILLING CONTRACTOR AECOM
EASTING 770923.8 **NORTHING** 2923941.2
DRILLING METHOD Hand Auger/Tile Spade
HOLE DIAMETER 3 in
DEPTH TO WATER 1.80 ft
LOGGED BY Josie Lynch
CHECKED BY Josie Lynch

Depth	Recovery (%)	PID	Sample ID	Graphic	Material Description
0.5	100	0	24D-0090-AS 24D-0090-AD		Silt (ML). Trash present. Roots throughout. [TOPSOIL] - Brown to black, moist, soft - No odor, no staining
1.0					Silt with sand (ML), 10-20% fine to medium sand. Roots throughout. [NATIVE] - Gray to brown, moist, soft - No odor, no staining
1.5	100	0	24D-0090-BS		Lean clay with sand (CL), 10-20% fine to medium sand. [NATIVE] - Gray, moist, soft - No odor, Iron Staining
2.0					Silt with sand (ML), 15-25% fine to medium sand, 5-15% cobbles. [NATIVE] - Brown, wet, dense - No odor, no staining
2.5	100		24D-0090-CS		
3.0					Boring terminated at 2.9 feet
3.5					
4.0					
4.5					
5.0					
5.5					

Remarks:

AECOM

Boring Number: 24D-0091

TOTAL DEPTH: 1.80 ft

CLIENT USEPA R1
PROJECT NAME Lower Neponset River
PROJECT NUMBER MAN000102204
SITE NAME Lower Neponset River
DATE STARTED 08-Jul-2024 12:00
DATE COMPLETED 08-Jul-2024 12:49
DRILLING CONTRACTOR AECOM
EASTING 770968.2 **NORTHING** 2923941.4
DRILLING METHOD Hand Auger/Tile Spade
HOLE DIAMETER 3 in
DEPTH TO WATER ft
LOGGED BY Josie Lynch
CHECKED BY Josie Lynch

Depth	Recovery (%)	PID	Sample ID	Graphic	Material Description
0.5	100	0	24D-0091-AS		Silt (ML), <10% fine gravel. Dry with roots near surface, becoming moist at 0.8 ft. [NATIVE] - Brown, moist, soft - No odor, no staining
1.0					
1.5	100	0	24D-0091-BS		
2.0					Boring terminated at 1.8 feet
2.5					
3.0					
3.5					
4.0					
4.5					

Remarks:

AECOM

Boring Number: 24D-0092

TOTAL DEPTH: 1.30 ft

CLIENT USEPA R1
PROJECT NAME Lower Neponset River
PROJECT NUMBER MAN000102204
SITE NAME Lower Neponset River
DATE STARTED 08-Jul-2024 12:53
DATE COMPLETED 08-Jul-2024 14:01
DRILLING CONTRACTOR AECOM
EASTING 771060.7 **NORTHING** 2923908.5
DRILLING METHOD Hand Auger/Tile Spade
HOLE DIAMETER 3 in
DEPTH TO WATER ft
LOGGED BY Josie Lynch
CHECKED BY Josie Lynch

Depth	Recovery (%)	PID	Sample ID	Graphic	Material Description
0.5	100	0.1	24D-0092-AS 24D-0092-AD		Silt with sand (ML), 10-20% fine to medium sand, 10-20% cobbles, <10% fine to coarse grave. Roots throughout. Gravel getting increasingly coarse with depth. [NATIVE] - Brown, dry, loose - No odor, no staining
1.0	100	0.1	24D-0092-BS		
1.5					Boring terminated at 1.3 feet
2.0					
2.5					
3.0					
3.5					

Remarks:

AECOM

Boring Number: 24D-0093

TOTAL DEPTH: 0.70 ft

CLIENT USEPA R1
PROJECT NAME Lower Neponset River
PROJECT NUMBER MAN000102204
SITE NAME Lower Neponset River
DATE STARTED 11-Jul-2024 13:45
DATE COMPLETED 11-Jul-2024 14:45
DRILLING CONTRACTOR AECOM
EASTING 771525.6 **NORTHING** 2923844.1
DRILLING METHOD Hand Auger/Tile Spade
HOLE DIAMETER 2 in
DEPTH TO WATER ft
LOGGED BY Bill Abrahams-Dematte
CHECKED BY Josie Lynch

Depth	Recovery (%)	PID	Sample ID	Graphic	Material Description
0.5	100	0	24D-0093-AS		Silt with gravel (ML), 20-30% coarse gravel. Roots present. Refusal 0.7 ft on cobble/boulder, 3 attempts. [NATIVE] - Light brown, dry, very loose - No odor, no staining
1.0					Boring terminated at 0.7 feet
1.5					
2.0					
2.5					
3.0					

Remarks:

AECOM

Boring Number: 24D-0094

TOTAL DEPTH: 2.70 ft

CLIENT USEPA R1
PROJECT NAME Lower Neponset River
PROJECT NUMBER MAN000102204
SITE NAME Lower Neponset River
DATE STARTED 11-Jul-2024 11:36
DATE COMPLETED 11-Jul-2024 13:00
DRILLING CONTRACTOR AECOM
EASTING 771609.2 **NORTHING** 2923833.4
DRILLING METHOD Hand Auger/Tile Spade
HOLE DIAMETER 2 in
DEPTH TO WATER 2.20 ft
LOGGED BY Bill Abrahams-Dematte
CHECKED BY Josie Lynch

Depth	Recovery (%)	PID	Sample ID	Graphic	Material Description
0.5	100	0	24D-0094-AS		Silt (ML), <10% fine sand. Roots, thin <0.1 ft black organic silt layer on top. [NATIVE] - Reddish Brown, moist, soft - No odor, no staining
1.0					
1.5	100	0	24D-0094-BS		Silt (ML), 5-15% fine sand. [NATIVE] - Brown, moist, soft - No odor, no staining
2.0					
2.5	100	0	24D-0094-CS		Poorly graded sand (SP), medium to coarse. Likely gravel and cobbles. Refused 2.7 feet. [NATIVE] - Black, wet, loose - No odor, no staining
3.0					Boring terminated at 2.7 feet
3.5					
4.0					
4.5					
5.0					
5.5					

Remarks:

AECOM

Boring Number: 24D-0095

TOTAL DEPTH: 1.50 ft

CLIENT USEPA R1
PROJECT NAME Lower Neponset River
PROJECT NUMBER MAN000102204
SITE NAME Lower Neponset River
DATE STARTED 11-Jul-2024 09:32
DATE COMPLETED 11-Jul-2024 11:27
DRILLING CONTRACTOR AECOM
EASTING 771708.1 **NORTHING** 2923856.1
DRILLING METHOD Hand Auger/Tile Spade
HOLE DIAMETER 2 in
DEPTH TO WATER ft
LOGGED BY Bill Abrahams-Dematte
CHECKED BY Josie Lynch

Depth	Recovery (%)	PID	Sample ID	Graphic	Material Description
0.5	100	0	24D-0095-AS		Silt (ML), 5-15% clay. Roots present. [NATIVE] - Brown to black, moist, soft - No odor, no staining
					Poorly graded sand (SP), fine, <10% silt. [NATIVE] - Light brown, moist, loose - no odor, no staining
1.0					Silt (ML). [NATIVE] - brown, moist, soft - no odor, no staining
	100	0	24D-0095-BS		Poorly graded sand (SP), fine. Refusal 1.5 ft on boulders. [NATIVE] - Gray to brown, moist, loose - No odor, no staining
1.5					Boring terminated at 1.5 feet
2.0					
2.5					
3.0					
3.5					
4.0					

Remarks:

AECOM

Boring Number: 24D-0096

TOTAL DEPTH: 3.00 ft

CLIENT USEPA R1
PROJECT NAME Lower Neponset River
PROJECT NUMBER MAN000102204
SITE NAME Lower Neponset River
DATE STARTED 11-Jul-2024 08:09
DATE COMPLETED 11-Jul-2024 09:28
DRILLING CONTRACTOR AECOM
EASTING 771773.8 **NORTHING** 2923900.9
DRILLING METHOD Hand Auger/Tile Spade
HOLE DIAMETER 2 in
DEPTH TO WATER ft
LOGGED BY Bill Abrahams-Dematte
CHECKED BY Josie Lynch

Depth	Recovery (%)	PID	Sample ID	Graphic	Material Description
0.5	100	0	24D-0096-AS		Silt (ML), Roots, 30-35% leaf and organic litter. [NATIVE] - Brown to black, dry, very soft - No odor, no staining
1.0					
1.5	100	0	24D-0096-BS		Silt (ML), <10% fine sand. Roots present. [NATIVE] - Dark brown, moist, very soft - No odor, no staining
2.0					
2.5	100	0	24D-0096-CS		Silty sand (SM), fine, 10-20% silt. Roots present. [NATIVE] - Brown, moist, loose - Hydrocarbon odor, no staining
3.0					Boring terminated at 3 feet
3.5					
4.0					
4.5					
5.0					
5.5					
6.0					

Remarks:

AECOM

Boring Number: 24D-0098

TOTAL DEPTH: 0.75 ft

CLIENT USEPA R1
PROJECT NAME Lower Neponset River
PROJECT NUMBER MAN000102204
SITE NAME Lower Neponset River
DATE STARTED 10-Jul-2024 09:04
DATE COMPLETED 10-Jul-2024 09:43
DRILLING CONTRACTOR AECOM
EASTING 761763.9 **NORTHING** 2920405.4
DRILLING METHOD Hand Auger/Tile Spade
HOLE DIAMETER 3 in
DEPTH TO WATER ft
LOGGED BY Walter McKenna
CHECKED BY Josie Lynch

Depth	Recovery (%)	PID	Sample ID	Graphic	Material Description
0	100	0	24D-0098-AS		Silt (ML), 5-15% fine to medium sand. Trace trash. Roots and organics. present. [TOPSOIL] - Brown, dry, soft - No odor, no staining
0.5					Silty gravel with sand (GM), coarse, rounded, 20-30% medium to coarse sand, 10-20% silt. [NATIVE] - Brown, dry, loose - No odor
0.8					Boring terminated at 0.8 feet
1.0					
1.5					
2.0					
2.5					
3.0					

Remarks:

AECOM

Boring Number: 24D-0099

TOTAL DEPTH: 0.40 ft

CLIENT USEPA R1
PROJECT NAME Lower Neponset River
PROJECT NUMBER MAN000102204
SITE NAME Lower Neponset River
DATE STARTED 10-Jul-2024 09:57
DATE COMPLETED 10-Jul-2024 10:31
DRILLING CONTRACTOR AECOM
EASTING 761841.3 **NORTHING** 2920428.0
DRILLING METHOD Hand Auger/Tile Spade
HOLE DIAMETER 3 in
DEPTH TO WATER ft
LOGGED BY Walter McKenna
CHECKED BY Josie Lynch

Depth	Recovery (%)	PID	Sample ID	Graphic	Material Description
	100	0.1	24D-0099-AS		Silt with sand (ML), 10-20% fine sand. Roots present throughout. [TOPSOIL] - Brown, dry, very loose - No odor, no staining
0.5					Boring terminated at 0.4 feet
1.0					
1.5					
2.0					
2.5					

Remarks:

AECOM

Boring Number: 24D-0100

TOTAL DEPTH: 0.95 ft

CLIENT USEPA R1
PROJECT NAME Lower Neponset River
PROJECT NUMBER MAN000102204
SITE NAME Lower Neponset River
DATE STARTED 10-Jul-2024 10:39
DATE COMPLETED 10-Jul-2024 11:14
DRILLING CONTRACTOR AECOM
EASTING 761939.3 **NORTHING** 2920450.7
DRILLING METHOD Hand Auger/Tile Spade
HOLE DIAMETER 3 in
DEPTH TO WATER ft
LOGGED BY Walter McKenna
CHECKED BY Josie Lynch

Depth	Recovery (%)	PID	Sample ID	Graphic	Material Description
0.5	100	0.1	24D-0100-AS 24D-0100-AD		Silt with sand (ML), 15-25% fine sand, <10% coarse gravel. Roots present throughout. [TOPSOIL] - Brown, dry, very loose - No odor, no staining
1.0					Boring terminated at 0.9 feet
1.5					
2.0					
2.5					
3.0					
3.5					

Remarks:

AECOM

Boring Number: 24D-0101

TOTAL DEPTH: 0.95 ft

CLIENT USEPA R1
PROJECT NAME Lower Neponset River
PROJECT NUMBER MAN000102204
SITE NAME Lower Neponset River
DATE STARTED 10-Jul-2024 11:24
DATE COMPLETED 10-Jul-2024 11:49
DRILLING CONTRACTOR AECOM
EASTING 762031.4 **NORTHING** 2920451.1
DRILLING METHOD Hand Auger/Tile Spade
HOLE DIAMETER 3 in
DEPTH TO WATER ft
LOGGED BY Walter McKenna
CHECKED BY Josie Lynch

Depth	Recovery (%)	PID	Sample ID	Graphic	Material Description
0.5	100	0	24D-0101-AS		Silt with sand (ML), 10-20% fine sand. Roots and ants present throughout. [TOPSOIL] - Dry, very loose - No odor, no staining
1.0					Boring terminated at 0.9 feet
1.5					
2.0					
2.5					
3.0					
3.5					

Remarks:

AECOM

Boring Number: 24D-0103

TOTAL DEPTH: 0.40 ft

CLIENT USEPA R1
PROJECT NAME Lower Neponset River
PROJECT NUMBER MAN000102204
SITE NAME Lower Neponset River
DATE STARTED 28-May-2024 14:40
DATE COMPLETED 28-May-2024 15:30
DRILLING CONTRACTOR AECOM
EASTING 762185.6 **NORTHING** 2920329.5
DRILLING METHOD Hand Auger/Tile Spade
HOLE DIAMETER 3 in
DEPTH TO WATER ft
LOGGED BY Walter McKenna
CHECKED BY Josie Lynch

Depth	Recovery (%)	PID	Sample ID	Graphic	Material Description
	100	0	24D-0103-AS		Organic matter, 35-45% fine sand. Mossy top layer with thin root mass. [TOPSOIL] - Brown, dry, soft - No odor, no staining
0.5					Silty sand (SM), fine, subrounded, 10-20% silt. Thin roots present. [NATIVE] - Brown, dry, soft - No odor, no staining
1.0					Boring terminated at 0.4 feet
1.5					
2.0					
2.5					
3.0					
3.5					
4.0					

Remarks:

AECOM

Boring Number: 24D-0104

TOTAL DEPTH: 1.60 ft

CLIENT USEPA R1
PROJECT NAME Lower Neponset River
PROJECT NUMBER MAN000102204
SITE NAME Lower Neponset River
DATE STARTED 28-May-2024 12:35
DATE COMPLETED 28-May-2024 14:17
DRILLING CONTRACTOR AECOM
EASTING 762247.7 **NORTHING** 2920274.1
DRILLING METHOD Hand Auger/Tile Spade
HOLE DIAMETER 3 in
DEPTH TO WATER 1.40 ft
LOGGED BY Walter McKenna
CHECKED BY Josie Lynch

Depth	Recovery (%)	PID	Sample ID	Graphic	Material Description
0.5	100	0	24D-0104-AS		Silt with sand (ML), 15-25% fine sand, dark brown topsoil with organic debris. [NATIVE] - Brown, moist, soft - No odor, no staining
1.0					Silty sand (SM), fine, subrounded, 15-25% silt, 5-15% fine gravel. - Brown, moist, very soft - No odor, no staining
1.5	100	0	24D-0104-BS		Well-graded sand with gravel (SW), fine to coarse, subrounded, 25-35% fine to coarse gravel. [NATIVE] - Brown, wet, very soft - No odor, no staining
2.0					Boring terminated at 1.6 feet
2.5					
3.0					
3.5					
4.0					

Remarks:

AECOM

Boring Number: 24D-0105

TOTAL DEPTH: 1.90 ft

CLIENT USEPA R1
PROJECT NAME Lower Neponset River
PROJECT NUMBER MAN000102204
SITE NAME Lower Neponset River
DATE STARTED 28-May-2024 10:22
DATE COMPLETED 28-May-2024 12:02
DRILLING CONTRACTOR AECOM
EASTING 762322.1 **NORTHING** 2920218.9
DRILLING METHOD Hand Auger/Tile Spade
HOLE DIAMETER 3 in
DEPTH TO WATER ft
LOGGED BY Walter McKenna
CHECKED BY Josie Lynch

Depth	Recovery (%)	PID	Sample ID	Graphic	Material Description
0.5	100	0	24D-0105-AS		Silty sand with gravel (SM), fine to coarse, angular, 20-30% coarse gravel, 10-20% silt. Roots present. [NATIVE] - Brown, moist, loose - No odor, no staining
1.0					Well-graded sand with gravel (SW), fine to coarse, angular, 25-35% coarse gravel. [NATIVE] - Gray, moist, very loose - No odor, no staining
1.5	100	0	24D-0105-BS		Well-graded gravel with sand (GW), fine to coarse, angular, 10-20% medium to coarse sand. [NATIVE] - Reddish brown, moist, loose - No odor, no staining
2.0					Boring terminated at 1.9 feet
2.5					
3.0					
3.5					
4.0					

Remarks:

AECOM

Boring Number: 24D-0106

TOTAL DEPTH: 2.50 ft

CLIENT USEPA R1
PROJECT NAME Lower Neponset River
PROJECT NUMBER MAN000102204
SITE NAME Lower Neponset River
DATE STARTED 28-May-2024 08:42
DATE COMPLETED 28-May-2024 10:11
DRILLING CONTRACTOR AECOM
EASTING 762409.8 **NORTHING** 2920208.2
DRILLING METHOD Hand Auger/Tile Spade
HOLE DIAMETER 3 in
DEPTH TO WATER ft
LOGGED BY Walter McKenna
CHECKED BY Josie Lynch

Depth	Recovery (%)	PID	Sample ID	Graphic	Material Description
0.5	100	0	24D-0106-AS		Sandy silt with gravel (ML), 15-25% fine to medium sand, 10-20% fine to coarse gravel. Dark brown, organic debris. [NATIVE] - Brown, dry, very soft - No odor, no staining
1.0					
1.5	100	0	24D-0106-BS		Gravelly silt with sand (ML), 30-40% fine to coarse gravel, 20-30% fine to medium sand, 10-20% clay. Increasingly coarse below 2 feet. Refusal on cobbles at 2.5 feet. [NATIVE] - Moist, very soft - No odor, no staining
2.0	100	0	24D-0106-CS		
2.5					Boring terminated at 2.5 feet
3.0					
3.5					
4.0					

Remarks:

AECOM

Boring Number: 24D-0107

TOTAL DEPTH: 0.50 ft

CLIENT USEPA R1
PROJECT NAME Lower Neponset River
PROJECT NUMBER MAN000102204
SITE NAME Lower Neponset River
DATE STARTED 24-May-2024 13:04
DATE COMPLETED 24-May-2024 14:12
DRILLING CONTRACTOR AECOM
EASTING 762521.2 **NORTHING** 2920186.4
DRILLING METHOD Hand Auger/Tile Spade
HOLE DIAMETER 3 in
DEPTH TO WATER ft
LOGGED BY Walter McKenna
CHECKED BY Josie Lynch

Depth	Recovery (%)	PID	Sample ID	Graphic	Material Description
0	100	0	24D-0107-AS		Organic soil with gravel (OL), 10-20% fine gravel. Significant roots [NATIVE] - Brown, moist, very soft - No odor, no staining
0.5					Boring terminated at 0.5 feet
1.0					
1.5					
2.0					
2.5					
3.0					
3.5					
4.0					

Remarks:

AECOM

Boring Number: 24D-0108

TOTAL DEPTH: 2.00 **ft**

CLIENT USEPA R1
PROJECT NAME Lower Neponset River
PROJECT NUMBER MAN000102204
SITE NAME Lower Neponset River
DATE STARTED 23-May-2024 11:11
DATE COMPLETED 23-May-2024 15:30
DRILLING CONTRACTOR AECOM
EASTING 762596.0 **NORTHING** 2920197.9
DRILLING METHOD Hand Auger/Tile Spade
HOLE DIAMETER 3 in
DEPTH TO WATER ft
LOGGED BY Walter McKenna
CHECKED BY Josie Lynch

Depth	Recovery (%)	PID	Sample ID	Graphic	Material Description
0.5	100	0	24D-0108-AS 24D-0108-AD		Silt (ML). Fine woody roots present, organic materials. [NATIVE] - Brown, dry, soft - No odor, no staining Silty sand with gravel (SM), fine to medium, rounded, 20-30% fine to coarse gravel, 15-25% silt. Roots present throughout. [NATIVE] - Brown, dry, very loose - No odor, no staining
1.5	100		24D-0108-BS		Well-graded sand with silt and gravel (SW-SM), fine to coarse, subrounded, 20-30% fine to coarse gravel, 5-15% silt. [NATIVE] - Dry, soft - No odor, no staining
2.0					Boring terminated at 2 feet
2.5					
3.0					
3.5					
4.0					

Remarks:

AECOM

Boring Number: 24D-0109

TOTAL DEPTH: 1.70 ft

CLIENT USEPA R1
PROJECT NAME Lower Neponset River
PROJECT NUMBER MAN000102204
SITE NAME Lower Neponset River
DATE STARTED 23-May-2024 15:50
DATE COMPLETED 23-May-2024 17:00
DRILLING CONTRACTOR AECOM
EASTING 762679.6 **NORTHING** 2920220.5
DRILLING METHOD Hand Auger/Tile Spade
HOLE DIAMETER 3 in
DEPTH TO WATER ft
LOGGED BY Walter McKenna
CHECKED BY Josie Lynch

Depth	Recovery (%)	PID	Sample ID	Graphic	Material Description
0.5	100	0.1	24D-0109-AS		Silty sand with gravel (SM), fine to coarse, subrounded, 20-30% fine to coarse gravel, 15-25% cobbles, 10-20% silt. Top 0.3 feet are siltier with heavy organic - roots and moss. Refusal at 1.7 ft in cobbles. Increasingly coarse with depth. [NATIVE] - Brown, dry, soft - No odor, no staining
1.0					
1.5	100	0	24D-0109-BS		
2.0					Boring terminated at 1.7 feet
2.5					
3.0					
3.5					
4.0					

Remarks:

AECOM

Boring Number: 24D-0110

TOTAL DEPTH: 1.80 ft

CLIENT USEPA R1
PROJECT NAME Lower Neponset River
PROJECT NUMBER MAN000102204
SITE NAME Lower Neponset River
DATE STARTED 24-May-2024 10:00
DATE COMPLETED 24-May-2024 12:06
DRILLING CONTRACTOR AECOM
EASTING 762776.1 **NORTHING** 2920221.0
DRILLING METHOD Hand Auger/Tile Spade
HOLE DIAMETER 3 in
DEPTH TO WATER ft
LOGGED BY Walter McKenna
CHECKED BY Josie Lynch

Depth	Recovery (%)	PID	Sample ID	Graphic	Material Description
0.5	100	0	24D-0110-AS		Silt (ML), 25-35% cobbles, <10% fine sand. Roots throughout. [TOPSOIL] - Brown to black, dry, loose - No odor, no staining
1.0					Silt with sand (ML), 25-35% cobbles, 10-20% fine to coarse sand. Roots throughout. [NATIVE] - Brown, dry, loose - Hydrocarbon odor, no staining
1.5	100	0	24D-0110-BS		Gravelly silt (ML), 35-45% coarse gravel, 5-15% fine to coarse sand. Roots throughout. Moisture increasing with depth. [NATIVE] - Brown, moist, loose - No odor, no staining
2.0					Boring terminated at 1.8 feet
2.5					
3.0					
3.5					
4.0					

Remarks:

AECOM

Boring Number: 24D-0111

TOTAL DEPTH: 1.80 ft

CLIENT USEPA R1
PROJECT NAME Lower Neponset River
PROJECT NUMBER MAN000102204
SITE NAME Lower Neponset River
DATE STARTED 24-May-2024 08:20
DATE COMPLETED 24-May-2024 09:36
DRILLING CONTRACTOR AECOM
EASTING 762881.0 **NORTHING** 2920265.9
DRILLING METHOD Hand Auger/Tile Spade
HOLE DIAMETER 3 in
DEPTH TO WATER ft
LOGGED BY Walter McKenna
CHECKED BY Josie Lynch

Depth	Recovery (%)	PID	Sample ID	Graphic	Material Description
					Organic matter. Fine root masses present throughout. [TOPSOIL] - Brown, dry, medium dense - No odor, no staining
0.5	100	0	24D-0111-AS		Sandy silt with gravel (ML), 25-35% fine to medium sand, 15-25% coarse gravel, <10% cobbles. Ceramics present. [NATIVE] - Brown, moist, loose - No odor, no staining
1.0					
1.5	100	0	24D-0111-BS		Silt with gravel (ML), <10% fine to medium sand, 5-15% fine to coarse gravel, <10% cobbles. Roots present. [NATIVE] - Brown, dry, loose - No odor, no staining
2.0					Boring terminated at 1.8 feet
2.5					
3.0					
3.5					
4.0					

Remarks:

AECOM

Boring Number: 24D-0112

TOTAL DEPTH: 1.40 ft

CLIENT USEPA R1
PROJECT NAME Lower Neponset River
PROJECT NUMBER MAN000102204
SITE NAME Lower Neponset River
DATE STARTED 23-May-2024 08:47
DATE COMPLETED 23-May-2024 10:20
DRILLING CONTRACTOR AECOM
EASTING 762969.5 **NORTHING** 2920244.1
DRILLING METHOD Hand Auger/Tile Spade
HOLE DIAMETER 3 in
DEPTH TO WATER ft
LOGGED BY Walter McKenna
CHECKED BY Josie Lynch

Depth	Recovery (%)	PID	Sample ID	Graphic	Material Description
0.5	100	0	24D-0112-AS		Gravelly silt (ML), 20-30% coarse gravel, 5-15% fine to medium sand. Fine to thick root masses present. [NATIVE] - Brown, dry, loose - No odor, no staining
1.0	100	0	24D-0112-BS		Gravelly silt with sand (ML), 25-35% clay, 15-25% fine to medium sand, 15-25% coarse gravel. Fine to thick root masses present. [NATIVE] - Gray to brown, moist, soft - No odor, no staining
1.5					Silty sand with gravel (SM), fine, subrounded, 15-25% silt, 10-20% fine to coarse gravel. [NATIVE] - Gray, wet, soft - No odor, no staining
2.0					Boring terminated at 1.4 feet
2.5					
3.0					
3.5					
4.0					

Remarks:

AECOM

Boring Number: 24D-0113

TOTAL DEPTH: 2.20 ft

CLIENT USEPA R1
PROJECT NAME Lower Neponset River
PROJECT NUMBER MAN000102204
SITE NAME Lower Neponset River
DATE STARTED 13-Jun-2024 12:25
DATE COMPLETED 13-Jun-2024 13:56
DRILLING CONTRACTOR AECOM
EASTING 763052.8 **NORTHING** 2920211.1
DRILLING METHOD Hand Auger/Tile Spade
HOLE DIAMETER 3 in
DEPTH TO WATER ft
LOGGED BY Walter McKenna
CHECKED BY Josie Lynch

Depth	Recovery (%)	PID	Sample ID	Graphic	Material Description
0.5	100	0.4	24D-0113-AS 24D-0113-AD		Silt with gravel (ML), <10% cobbles, 10-20% fine to coarse gravel, 5-15% fine sand. Roots throughout. - Brown, dry, loose - No odor, no staining
1.0					
1.5	100	1	24D-0113-BS		Well-graded sand (SW), fine to coarse, 5-15% fine to coarse gravel, <10% cobbles. Roots, unidentified strong odor present and 1 cobble present. - gray to brown, dry, loose - no odor, no staining
2.0	100	0.5	24D-0113-CS		
2.5					Boring terminated at 2.2 feet
3.0					
3.5					
4.0					
4.5					
5.0					

Remarks:

AECOM

Boring Number: 24D-0114

TOTAL DEPTH: 2.60 ft

CLIENT USEPA R1
PROJECT NUMBER MAN000102204
DATE STARTED 13-Jun-2024 14:08
DRILLING CONTRACTOR AECOM
DRILLING METHOD Hand Auger/Tile Spade
LOGGED BY Walter McKenna

PROJECT NAME Lower Neponset River
SITE NAME Lower Neponset River
DATE COMPLETED 13-Jun-2024 15:10
EASTING 763124.3 **NORTHING** 2920178.1
HOLE DIAMETER 3 in
DEPTH TO WATER ft
CHECKED BY Josie Lynch

Depth	Recovery (%)	PID	Sample ID	Graphic	Material Description
0.5	100	4.6	24D-0114-AS		Silt with gravel (ML), 10-20% coarse gravel. Roots throughout. Reddish color increasing with depth. [TOPSOIL] - Brown, dry, very loose - No odor, no staining
1.0					
1.5	100	4	24D-0114-BS		Lean clay (CL). Roots present. Trace gravel. Strong unidentifiable odor. [NATIVE] - Gray to brown, dry, medium dense - No odor, no staining
2.0					
2.5	100	3.4	24D-0114-CS		Lean clay (CL), Orange mottles present. Trace roots. [NATIVE] - Gray, dry, loose - No odor, no staining
3.0					Boring terminated at 2.6 feet
3.5					
4.0					
4.5					
5.0					
5.5					

Remarks:

AECOM

Boring Number: 24D-0115

TOTAL DEPTH: 1.60 ft

CLIENT USEPA R1
PROJECT NAME Lower Neponset River
PROJECT NUMBER MAN000102204
SITE NAME Lower Neponset River
DATE STARTED 13-Jun-2024 10:35
DATE COMPLETED 13-Jun-2024 11:49
DRILLING CONTRACTOR AECOM
EASTING 763154.2 **NORTHING** 2920100.4
DRILLING METHOD Hand Auger/Tile Spade
HOLE DIAMETER 3 in
DEPTH TO WATER ft
LOGGED BY Walter McKenna
CHECKED BY Josie Lynch

Depth	Recovery (%)	PID	Sample ID	Graphic	Material Description
0.5	100	0	24D-0115-AS 24D-0115-AD		Silt with gravel (ML), 10-20% coarse gravel, <10% fine sand. Roots present throughout. [TOPSOIL] - Brown, dry, very loose - No odor, no staining
1.0	100	0	24D-0115-BS		Cobbles, 1 large cobble in boring hole. - Gray to brown, dry, very loose - No odor, no staining
1.5					Silt with gravel (ML), 10-20% coarse gravel, <10% fine sand. Roots present throughout. [TOPSOIL] - Brown, dry, very loose - No odor, no staining
2.0					Boring terminated at 1.6 feet
2.5					
3.0					
3.5					
4.0					

Remarks:

AECOM

Boring Number: 24D-0116

TOTAL DEPTH: 2.80 ft

CLIENT USEPA R1
PROJECT NAME Lower Neponset River
PROJECT NUMBER MAN000102204
SITE NAME Lower Neponset River
DATE STARTED 13-Jun-2024 08:32
DATE COMPLETED 13-Jun-2024 10:07
DRILLING CONTRACTOR AECOM
EASTING 763227.1 **NORTHING** 2920022.9
DRILLING METHOD Hand Auger/Tile Spade
HOLE DIAMETER 3 in
DEPTH TO WATER 1.60 ft
LOGGED BY Walter McKenna
CHECKED BY Josie Lynch

Depth	Recovery (%)	PID	Sample ID	Graphic	Material Description
0.5	100	0	24D-0116-AS		Silt with sand (ML), 10-20% fine sand. Roots throughout. - Brown, moist, soft - No odor, no staining
1.0					Poorly graded sand with silt (SW-SM), fine, 5-15% silt, <10% coarse gravel. [NATIVE] - Gray to brown, moist, very loose - No odor, no staining
1.5	100	0	24D-0116-BS		Fat clay (CH). [NATIVE] - Gray, moist, dense - No odor, no staining
2.0					
2.5	100	0	24D-0116-CS		Fat clay with sand (CH), 10-20% fine to coarse sand, <10% coarse gravel. Roots and orange mottles present. [NATIVE] - Gray to brown, moist, dense - No odor, no staining
3.0					Well-graded gravel with sand (GW), coarse, 25-35% medium to coarse sand. [NATIVE] - Brown, moist, loose - No odor, no staining
3.5					
4.0					Silty sand with gravel (SM), fine to coarse, angular, 25-35% fine to coarse gravel, 10-20% silt. Trace roots. - Brown, moist, loose - No odor, no staining
4.5					Boring terminated at 2.8 feet
5.0					
5.5					

Remarks:

AECOM

Boring Number: 24D-0117

TOTAL DEPTH: 3.00 ft

CLIENT USEPA R1
PROJECT NAME Lower Neponset River
PROJECT NUMBER MAN000102204
SITE NAME Lower Neponset River
DATE STARTED 12-Jun-2024 13:06
DATE COMPLETED 12-Jun-2024 14:49
DRILLING CONTRACTOR AECOM
EASTING 763265.7 **NORTHING** 2919956.3
DRILLING METHOD Hand Auger/Tile Spade
HOLE DIAMETER 3 in
DEPTH TO WATER ft
LOGGED BY Walter McKenna
CHECKED BY Josie Lynch

Depth	Recovery (%)	PID	Sample ID	Graphic	Material Description
0.5	100	0	24D-0117-AS		Silt (ML), <10% coarse gravel. Roots throughout. [NATIVE] - Brown, dry, loose - No odor, no staining
1.0					
1.5	100	0	24D-0117-BS		Silt (ML). [NATIVE] - Brown, dry, loose - No odor, no staining
2.0					Lean clay (CL), Brown blotches throughout. [NATIVE] - Gray, dry, loose - No odor
2.5	100		24D-0117-CS		Lean clay (CL). [NATIVE] - Dark gray, dry, loose - No odor, no staining
3.0					Boring terminated at 3 feet
3.5					
4.0					
4.5					
5.0					
5.5					
6.0					

Remarks:

AECOM

Boring Number: 24D-0118

TOTAL DEPTH: 0.70 ft

CLIENT USEPA R1
PROJECT NAME Lower Neponset River
PROJECT NUMBER MAN000102204
SITE NAME Lower Neponset River
DATE STARTED 12-Jun-2024 12:07
DATE COMPLETED 12-Jun-2024 12:55
DRILLING CONTRACTOR AECOM
EASTING 763624.3 **NORTHING** 2919880.1
DRILLING METHOD Hand Auger/Tile Spade
HOLE DIAMETER 3 in
DEPTH TO WATER ft
LOGGED BY Walter McKenna
CHECKED BY Josie Lynch

Depth	Recovery (%)	PID	Sample ID	Graphic	Material Description
0.5	100	0	24D-0118-AS		Sandy silt (ML), 25-35% fine to medium sand <10% coarse gravel. Roots and organics present. Shards of glass present. [NATIVE] - Brown, moist, loose - No odor, no staining
1.0					Boring terminated at 0.7 feet
1.5					
2.0					
2.5					
3.0					

Remarks:

AECOM

Boring Number: 24D-0119

TOTAL DEPTH: 0.60 ft

CLIENT USEPA R1
PROJECT NAME Lower Neponset River
PROJECT NUMBER MAN000102204
SITE NAME Lower Neponset River
DATE STARTED 12-Jun-2024 10:37
DATE COMPLETED 12-Jun-2024 11:28
DRILLING CONTRACTOR AECOM
EASTING 763669.5 **NORTHING** 2919891.5
DRILLING METHOD Hand Auger/Tile Spade
HOLE DIAMETER 3 in
DEPTH TO WATER 0.40 ft
LOGGED BY Walter McKenna
CHECKED BY Josie Lynch

Depth	Recovery (%)	PID	Sample ID	Graphic	Material Description
0.5	100	0	24D-0119-AS		Sandy silt with gravel (ML), <10% clay, 25-35% medium to coarse sand, 15-25% coarse gravel. Organics present. [NATIVE] - Brown to black, wet, dense - No odor, no staining
1.0					Boring terminated at 0.6 feet
1.5					
2.0					
2.5					
3.0					

Remarks:

AECOM

Boring Number: 24D-0120

TOTAL DEPTH: 0.70 ft

CLIENT USEPA R1
PROJECT NAME Lower Neponset River
PROJECT NUMBER MAN000102204
SITE NAME Lower Neponset River
DATE STARTED 12-Jun-2024 08:45
DATE COMPLETED 12-Jun-2024 09:40
DRILLING CONTRACTOR AECOM
EASTING 763782.7 **NORTHING** 2919947.6
DRILLING METHOD Hand Auger/Tile Spade
HOLE DIAMETER 3 in
DEPTH TO WATER ft
LOGGED BY Walter McKenna
CHECKED BY Josie Lynch

Depth	Recovery (%)	PID	Sample ID	Graphic	Material Description
0.5	100	0.1	24D-0120-AS 24D-0120-AD		Silt (ML), 15-25% cobbles, <10% coarse gravel. Roots throughout. [TOPSOIL] - Brown, dry, very loose - No odor, no staining
1.0 1.5 2.0 2.5 3.0					Boring terminated at 0.7 feet

Remarks:

AECOM

Boring Number: 24D-0121

TOTAL DEPTH: 1.50 ft

CLIENT USEPA R1
PROJECT NAME Lower Neponset River
PROJECT NUMBER MAN000102204
SITE NAME Lower Neponset River
DATE STARTED 11-Jun-2024 14:32
DATE COMPLETED 11-Jun-2024 15:31
DRILLING CONTRACTOR AECOM
EASTING 763869.6 **NORTHING** 2920003.6
DRILLING METHOD Hand Auger/Tile Spade
HOLE DIAMETER 2 in
DEPTH TO WATER ft
LOGGED BY Walter McKenna
CHECKED BY Josie Lynch

Depth	Recovery (%)	PID	Sample ID	Graphic	Material Description
0.5	100	0.2	24D-0121-AS		Sandy silt with gravel (ML), 20-30% fine to medium sand, 10-20% fine to coarse gravel. Roots throughout. [NATIVE] - Brown, dry, very loose - No odor, no staining
1.0	100	0.4	24D-0121-BS		Silty gravel (GM), fine to coarse, angular, 15-25% silt. Roots throughout. [NATIVE] - Brown, dry, very loose - No odor, no staining
1.5					Boring terminated at 1.5 feet
2.0					
2.5					
3.0					
3.5					
4.0					

Remarks:

AECOM

Boring Number: 24D-0122

TOTAL DEPTH: 2.60 ft

CLIENT USEPA R1
PROJECT NAME Lower Neponset River
PROJECT NUMBER MAN000102204
SITE NAME Lower Neponset River
DATE STARTED 11-Jun-2024 12:14
DATE COMPLETED 11-Jun-2024 13:49
DRILLING CONTRACTOR AECOM
EASTING 763947.2 **NORTHING** 2920070.7
DRILLING METHOD Hand Auger/Tile Spade
HOLE DIAMETER 2 in
DEPTH TO WATER ft
LOGGED BY Walter McKenna
CHECKED BY Josie Lynch

Depth	Recovery (%)	PID	Sample ID	Graphic	Material Description
0.5	100	6.9	24D-0122-AS		Silt (ML), <10% coarse gravel, <10% fine sand. Roots present. [NATIVE] - Brown, moist, soft - No odor, no staining
1.0					Poorly graded sand (SP), fine to medium, rounded. [NATIVE] - Brown, moist, loose - No odor, no staining
1.5	100	7.3	24D-0122-BS		Well-graded sand (SW), medium to coarse, rounded, 5-15% coarse gravel. Roots present. [NATIVE] - Brown, moist, loose - No odor, no staining
2.0	100	3.1	24D-0122-CS		Well-graded sand (SW), fine to coarse, <10% coarse gravel. [NATIVE] - Gray to brown, moist, loose - No odor, no staining
2.5					Boring terminated at 2.6 feet
3.0					
3.5					
4.0					
4.5					
5.0					
5.5					

Remarks:

AECOM

Boring Number: 24D-0123

TOTAL DEPTH: 0.60 ft

CLIENT USEPA R1
PROJECT NUMBER MAN000102204
DATE STARTED 11-Jun-2024 10:46
DRILLING CONTRACTOR AECOM
DRILLING METHOD Hand Auger/Tile Spade
LOGGED BY Walter McKenna

PROJECT NAME Lower Neponset River
SITE NAME Lower Neponset River
DATE COMPLETED 11-Jun-2024 11:54
EASTING 764020.8 **NORTHING** 2920137.8
HOLE DIAMETER 2 in
DEPTH TO WATER ft
CHECKED BY Josie Lynch

Depth	Recovery (%)	PID	Sample ID	Graphic	Material Description
0.5	100	0	24D-0123-AS		Silt with gravel (ML), <10% fine sand, 5-15% coarse gravel, <10% cobbles. Roots present throughout. [TOPSOIL] - Brown, dry, very loose - No odor, no staining
1.0					Boring terminated at 0.6 feet
1.5					
2.0					
2.5					
3.0					

Remarks:

AECOM

Boring Number: 24D-0124

TOTAL DEPTH: 3.00 ft

CLIENT USEPA R1
PROJECT NAME Lower Neponset River
PROJECT NUMBER MAN000102204
SITE NAME Lower Neponset River
DATE STARTED 11-Jun-2024 08:28
DATE COMPLETED 11-Jun-2024 10:34
DRILLING CONTRACTOR AECOM
EASTING 764095.4 **NORTHING** 2920193.7
DRILLING METHOD Hand Auger/Tile Spade
HOLE DIAMETER 2 in
DEPTH TO WATER ft
LOGGED BY Walter McKenna
CHECKED BY Josie Lynch

Depth	Recovery (%)	PID	Sample ID	Graphic	Material Description
0.5	100	0	24D-0124-AS		Silt with gravel (ML), <10% fine sand, 10-20% coarse gravel. [TOPSOIL] - Brown to black, dry, loose - No odor, no staining
1.0					Silty sand (SM), fine to medium, 15-25% silt. [NATIVE] - Brown, dry, soft - No odor, no staining
1.5	100	0	24D-0124-BS		Poorly graded sand with gravel (SP), fine to medium, subrounded, 10-20% fine to coarse gravel, <10% silt. [NATIVE] - Brown, moist, loose - No odor, no staining
2.0					
2.5	100	0	24D-0124-CS		Poorly graded sand with gravel (SP), fine to coarse, subangular, 20-30% coarse gravel. [NATIVE] - Brown, moist, loose - No odor, no staining
3.0					Boring terminated at 3 feet
3.5					
4.0					
4.5					
5.0					
5.5					
6.0					

Remarks:

AECOM

Boring Number: 24D-0125

TOTAL DEPTH: 2.00 ft

CLIENT USEPA R1
PROJECT NAME Lower Neponset River
PROJECT NUMBER MAN000102204
SITE NAME Lower Neponset River
DATE STARTED 10-Jun-2024 13:21
DATE COMPLETED 10-Jun-2024 14:42
DRILLING CONTRACTOR AECOM
EASTING 764165.4 **NORTHING** 2920260.8
DRILLING METHOD Hand Auger/Tile Spade
HOLE DIAMETER 3 in
DEPTH TO WATER 0.50 ft
LOGGED BY Walter McKenna
CHECKED BY Josie Lynch

Depth	Recovery (%)	PID	Sample ID	Graphic	Material Description
0.5	100	0	24D-0125-AS 24D-0125-AD		Gravelly elastic silt with sand (MH), 10-20% fine to coarse sand, 10-20% coarse gravel. Trace roots. [NATIVE] - Brown to black, moist, medium dense - No odor, no staining
1.0					Fat clay with gravel (CH), 10-20% coarse gravel. [NATIVE] - Gray, moist, medium dense - No odor, no staining
1.5	100	0	24D-0125-BS		Silty sand with gravel (SM), medium, 5-15% clay, 5-15% silt, 20-30% coarse gravel. [NATIVE] - Gray to brown, wet, loose - No odor, no staining
2.0					Boring terminated at 2 feet
2.5					
3.0					
3.5					
4.0					
4.5					

Remarks:

AECOM

Boring Number: 24D-0126

TOTAL DEPTH: 1.90 ft

CLIENT USEPA R1
PROJECT NAME Lower Neponset River
PROJECT NUMBER MAN000102204
SITE NAME Lower Neponset River
DATE STARTED 10-Jun-2024 11:37
DATE COMPLETED 10-Jun-2024 13:04
DRILLING CONTRACTOR AECOM
EASTING 764245.8 **NORTHING** 2920327.9
DRILLING METHOD Hand Auger/Tile Spade
HOLE DIAMETER 3 in
DEPTH TO WATER ft
LOGGED BY Walter McKenna
CHECKED BY Josie Lynch

Depth	Recovery (%)	PID	Sample ID	Graphic	Material Description
0.5	100	0	24D-0126-AS		Gravelly silt (ML), 20-30% coarse gravel, <10% fine sand. Roots throughout. [TOPSOIL] - Brown, dry, very loose - No odor, no staining
1.0	100	0	24D-0126-BS		Poorly graded sand with gravel (SP), 20-30% gravel. Roots throughout. [NATIVE] - Light brown, dry, very loose - No odor, no staining
1.5					Silt (ML), <10% fine sand. Roots throughout. [NATIVE] - Gray to brown, dry, very loose - No odor, no staining
2.0					Boring terminated at 1.9 feet
2.5					
3.0					
3.5					
4.0					
4.5					

Remarks:

AECOM

Boring Number: 24D-0127

TOTAL DEPTH: 0.90 **ft**

CLIENT USEPA R1
PROJECT NAME Lower Neponset River
PROJECT NUMBER MAN000102204
SITE NAME Lower Neponset River
DATE STARTED 10-Jun-2024 10:25
DATE COMPLETED 10-Jun-2024 11:15
DRILLING CONTRACTOR AECOM
EASTING 764310.8 **NORTHING** 2920383.8
DRILLING METHOD Hand Auger/Tile Spade
HOLE DIAMETER 3 in
DEPTH TO WATER ft
LOGGED BY Walter McKenna
CHECKED BY Josie Lynch

Depth	Recovery (%)	PID	Sample ID	Graphic	Material Description
0.5	100	0	24D-0127-AS		Silt with gravel (ML), 15-25% coarse gravel, Lithology consistent for each of the (4) documented boring hole attempts. Roots present throughout. [TOPSOIL] - Brown, dry, very loose - No odor, no staining
1.0					Boring terminated at 0.9 feet
1.5					
2.0					
2.5					
3.0					

Remarks:

AECOM

Boring Number: 24D-0128

TOTAL DEPTH: 2.40 ft

CLIENT USEPA R1
PROJECT NAME Lower Neponset River
PROJECT NUMBER MAN000102204
SITE NAME Lower Neponset River
DATE STARTED 10-Jun-2024 08:12
DATE COMPLETED 10-Jun-2024 10:10
DRILLING CONTRACTOR AECOM
EASTING 764375.8 **NORTHING** 2920428.6
DRILLING METHOD Hand Auger/Tile Spade
HOLE DIAMETER 3 in
DEPTH TO WATER 1.80 ft
LOGGED BY Walter McKenna
CHECKED BY Josie Lynch

Depth	Recovery (%)	PID	Sample ID	Graphic	Material Description
0.5	100	0	24D-0128-AS		Silt (ML), <10% fine sand. Large roots present throughout. [TOPSOIL] - Brown, dry, loose - No odor, no staining
1.0					Gravelly silt (ML), 25-35% coarse gravel, <10% fine sand. Decreasing roots with depth. [NATIVE] - Brown, dry, loose - No odor, no staining
1.5	100	0	24D-0128-BS		Well-graded sand with gravel (SW), fine to coarse, angular, 25-35% coarse gravel, <10% silt, 5-15% cobbles. [NATIVE] - Brown, moist, loose - No odor, no staining
2.0	100	0	24D-0128-CS		
2.5					Boring terminated at 2.4 feet
3.0					
3.5					
4.0					
4.5					
5.0					

Remarks:

AECOM

Boring Number: 24D-0129

TOTAL DEPTH: 2.00 ft

CLIENT USEPA R1
PROJECT NAME Lower Neponset River
PROJECT NUMBER MAN000102204
SITE NAME Lower Neponset River
DATE STARTED 07-Jun-2024 14:09
DATE COMPLETED 07-Jun-2024 15:09
DRILLING CONTRACTOR AECOM
EASTING 764437.0 **NORTHING** 2920484.5
DRILLING METHOD Hand Auger/Tile Spade
HOLE DIAMETER 3 in
DEPTH TO WATER 0.80 ft
LOGGED BY Walter McKenna
CHECKED BY Josie Lynch

Depth	Recovery (%)	PID	Sample ID	Graphic	Material Description
0.5	100	0	24D-0129-AS		Silt (ML), Roots present throughout. [TOPSOIL] - Brown to black, moist, soft - No odor, no staining
1.0					Well-graded sand with silt and gravel (SW-SM), medium to coarse, rounded, 20-30% coarse gravel, 5-15% silt. [NATIVE] - Brown, wet, loose - No odor, no staining
1.5	100	0	24D-0129-BS		
2.0					Boring terminated at 2 feet
2.5					
3.0					
3.5					
4.0					
4.5					

Remarks:

AECOM

Boring Number: 24D-0130

TOTAL DEPTH: 2.10 **ft**

CLIENT USEPA R1
PROJECT NAME Lower Neponset River
PROJECT NUMBER MAN000102204
SITE NAME Lower Neponset River
DATE STARTED 07-Jun-2024 10:47
DATE COMPLETED 07-Jun-2024 12:09
DRILLING CONTRACTOR AECOM
EASTING 764490.5 **NORTHING** 2920562.6
DRILLING METHOD Hand Auger/Tile Spade
HOLE DIAMETER 3 in
DEPTH TO WATER ft
LOGGED BY Walter McKenna
CHECKED BY Josie Lynch

Depth	Recovery (%)	PID	Sample ID	Graphic	Material Description
0.5	100	0	24D-0130-AS		Silt with gravel (ML), 15-25% coarse gravel, 5-15% cobbles. Roots throughout. [TOPSOIL] - Brown, moist, soft - No odor, no staining
1.5	100	0	24D-0130-BS		Well-graded sand with gravel (SW), medium to coarse, 35-45% coarse gravel. Trace roots. Increasing grain size with depth, cobble at bottom. [NATIVE] - Brown, moist, very loose - No odor, no staining
2.0	100	0	24D-0130-CS		Boring terminated at 2.1 feet
2.5					
3.0					
3.5					
4.0					
4.5					

Remarks:

AECOM

Boring Number: 24D-0131

TOTAL DEPTH: 1.40 ft

CLIENT USEPA R1
PROJECT NAME Lower Neponset River
PROJECT NUMBER MAN000102204
SITE NAME Lower Neponset River
DATE STARTED 07-Jun-2024 09:26
DATE COMPLETED 07-Jun-2024 10:30
DRILLING CONTRACTOR AECOM
EASTING 764549.8 **NORTHING** 2920629.6
DRILLING METHOD Hand Auger/Tile Spade
HOLE DIAMETER 3 in
DEPTH TO WATER ft
LOGGED BY Walter McKenna
CHECKED BY Josie Lynch

Depth	Recovery (%)	PID	Sample ID	Graphic	Material Description
0.5	100	0	24D-0131-AS		Well-graded sand with gravel (SW), fine to coarse, 25-35% coarse gravel, Roots throughout. Trace trash and glass. [NATIVE] - Reddish brown, dry, very loose - No odor, no staining
1.0	100	0	24D-0131-BS		
1.5					Boring terminated at 1.4 feet
2.0					
2.5					
3.0					
3.5					
4.0					

Remarks:

AECOM

Boring Number: 24D-0132

TOTAL DEPTH: 2.00 ft

CLIENT USEPA R1
PROJECT NAME Lower Neponset River
PROJECT NUMBER MAN000102204
SITE NAME Lower Neponset River
DATE STARTED 07-Jun-2024 12:50
DATE COMPLETED 07-Jun-2024 14:01
DRILLING CONTRACTOR AECOM
EASTING 764610.2 **NORTHING** 2920730.0
DRILLING METHOD Hand Auger/Tile Spade
HOLE DIAMETER 3 in
DEPTH TO WATER 0.80 ft
LOGGED BY Walter McKenna
CHECKED BY Josie Lynch

Depth	Recovery (%)	PID	Sample ID	Graphic	Material Description
0.5	100	0	24D-0132-AS		Elastic silt (MH). Organics throughout. [NATIVE] - Brown, moist, soft - No odor, no staining
1.0					
1.5	100	0	24D-0132-BS		Silty sand with gravel (SM), fine to coarse, rounded, 10-20% coarse gravel, 25-35% silt. [NATIVE] - Gray to brown, wet, loose - No odor, no staining
2.0					Boring terminated at 2 feet
2.5					
3.0					
3.5					
4.0					
4.5					

Remarks:

AECOM

Boring Number: 24D-0133

TOTAL DEPTH: 1.90 ft

CLIENT USEPA R1
PROJECT NAME Lower Neponset River
PROJECT NUMBER MAN000102204
SITE NAME Lower Neponset River
DATE STARTED 27-Jun-2024 10:10
DATE COMPLETED 27-Jun-2024 10:47
DRILLING CONTRACTOR AECOM
EASTING 764675.1 **NORTHING** 2920808.1
DRILLING METHOD Hand Auger/Tile Spade
HOLE DIAMETER 3 in
DEPTH TO WATER 0.75 ft
LOGGED BY Walter McKenna
CHECKED BY Josie Lynch

Depth	Recovery (%)	PID	Sample ID	Graphic	Material Description
0.5	100	0	24D-0133-AS		Silt (ML), <10% fine sand. Roots present throughout. [NATIVE] - Brown to black, moist, very soft - No odor, no staining
1.0					Silty sand (SM), fine to medium, rounded, 25-35% silt. Roots present throughout. [NATIVE] - Brown to black, moist, soft - No odor, no staining
1.5	100	0	24D-0133-BS		
2.0					Boring terminated at 1.9 feet
2.5					
3.0					
3.5					
4.0					
4.5					

Remarks:

AECOM

Boring Number: 24D-0134

TOTAL DEPTH: 2.00 ft

CLIENT USEPA R1
PROJECT NAME Lower Neponset River
PROJECT NUMBER MAN000102204
SITE NAME Lower Neponset River
DATE STARTED 27-Jun-2024 08:40
DATE COMPLETED 27-Jun-2024 09:48
DRILLING CONTRACTOR AECOM
EASTING 764727.5 **NORTHING** 2920864.0
DRILLING METHOD Hand Auger/Tile Spade
HOLE DIAMETER 3 in
DEPTH TO WATER 1.00 ft
LOGGED BY Walter McKenna
CHECKED BY Josie Lynch

Depth	Recovery (%)	PID	Sample ID	Graphic	Material Description
0.5	100	0	24D-0134-AS		Silt (ML), 35-45% clay. Fine root mass throughout. [NATIVE] - Brown, moist, soft - No staining
1.0					
1.5	100	0	24D-0134-BS		
2.0					Well-graded sand with silt and gravel (SW-SM), medium to coarse, subrounded, 20-30% fine gravel, 5-15% silt. [NATIVE] - Brown, wet, soft - No odor, no staining
2.5					Boring terminated at 2 feet
3.0					
3.5					
4.0					
4.5					

Remarks:

AECOM

Boring Number: 24D-0135

TOTAL DEPTH: 0.80 **ft**

CLIENT USEPA R1
PROJECT NAME Lower Neponset River
PROJECT NUMBER MAN000102204
SITE NAME Lower Neponset River
DATE STARTED 27-Jun-2024 11:17
DATE COMPLETED 27-Jun-2024 12:06
DRILLING CONTRACTOR AECOM
EASTING 764816.1 **NORTHING** 2920953.4
DRILLING METHOD Hand Auger/Tile Spade
HOLE DIAMETER 3 in
DEPTH TO WATER ft
LOGGED BY Walter McKenna
CHECKED BY Josie Lynch

Depth	Recovery (%)	PID	Sample ID	Graphic	Material Description
0.5	100	0	24D-0135-AS		Silty sand (SM), fine, 35-45% silt. Roots present throughout. [NATIVE] - Brown, dry, very loose - No odor, no staining
1.0					Boring terminated at 0.8 feet
1.5					
2.0					
2.5					
3.0					

Remarks:

AECOM

Boring Number: 24D-0136

TOTAL DEPTH: 3.00 ft

CLIENT USEPA R1
PROJECT NAME Lower Neponset River
PROJECT NUMBER MAN000102204
SITE NAME Lower Neponset River
DATE STARTED 25-Jun-2024 10:12
DATE COMPLETED 25-Jun-2024 11:31
DRILLING CONTRACTOR AECOM
EASTING 764879.1 **NORTHING** 2920987.0
DRILLING METHOD Hand Auger/Tile Spade
HOLE DIAMETER 3 in
DEPTH TO WATER 1.50 ft
LOGGED BY Walter McKenna
CHECKED BY Josie Lynch

Depth	Recovery (%)	PID	Sample ID	Graphic	Material Description
0.5	100	0	24D-0136-AS		Poorly graded sand (SP), fine to medium. [NATIVE] - Light brown, moist, loose - No odor, no staining
1.0					Silty sand (SM), fine to medium, 30-40% silt. Organics present. [NATIVE] - Brown, moist, loose - No odor, no staining
1.5	100	0	24D-0136-BS		Poorly graded sand (SP), medium to coarse. Plastic and trash present. [NATIVE] - Light brown, moist, loose - No odor, no staining
2.0					
2.5	100	0	24D-0136-CS		Silty sand (SM), fine to coarse, 20-30% silt, <10% clay, <10% coarse gravel. [NATIVE] - Brown, wet, loose - No odor, no staining
3.0					Boring terminated at 3 feet
3.5					
4.0					
4.5					
5.0					
5.5					
6.0					

Remarks:

AECOM

Boring Number: 24D-0137

TOTAL DEPTH: 2.00 ft

CLIENT USEPA R1
PROJECT NAME Lower Neponset River
PROJECT NUMBER MAN000102204
SITE NAME Lower Neponset River
DATE STARTED 25-Jun-2024 12:13
DATE COMPLETED 25-Jun-2024 13:12
DRILLING CONTRACTOR AECOM
EASTING 764974.8 **NORTHING** 2921009.7
DRILLING METHOD Hand Auger/Tile Spade
HOLE DIAMETER 3 in
DEPTH TO WATER ft
LOGGED BY Walter McKenna
CHECKED BY Josie Lynch

Depth	Recovery (%)	PID	Sample ID	Graphic	Material Description
0.5	100	0	24D-0137-AS		Silt (ML). Roots present. [TOPSOIL] - Brown to black, moist, loose - No odor, no staining
1.0					Well-graded sand with gravel (SW), fine to coarse, 25-35% coarse gravel, 15-25% cobbles. Trace roots. [NATIVE] - Brown, dry, loose - No odor, no staining
1.5	100	0	24D-0137-BS		
2.0					Boring terminated at 2 feet
2.5					
3.0					
3.5					
4.0					
4.5					

Remarks:

AECOM

Boring Number: 24D-0138

TOTAL DEPTH: 0.80 ft

CLIENT USEPA R1
PROJECT NAME Lower Neponset River
PROJECT NUMBER MAN000102204
SITE NAME Lower Neponset River
DATE STARTED 25-Jun-2024 13:33
DATE COMPLETED 25-Jun-2024 14:51
DRILLING CONTRACTOR AECOM
EASTING 765079.2 **NORTHING** 2921054.7
DRILLING METHOD Hand Auger/Tile Spade
HOLE DIAMETER 3 in
DEPTH TO WATER 0.40 ft
LOGGED BY Walter McKenna
CHECKED BY Josie Lynch

Depth	Recovery (%)	PID	Sample ID	Graphic	Material Description
0.5	100	0	24D-0138-AS		Well-graded sand with gravel (SW), medium to coarse, rounded, 35-45% coarse gravel, 10-20% cobbles. [NATIVE] - Brown, wet, loose - No odor, no staining
1.0					Boring terminated at 0.8 feet
1.5					
2.0					
2.5					
3.0					

Remarks:

AECOM

Boring Number: 24D-0139

TOTAL DEPTH: 2.00 ft

CLIENT USEPA R1
PROJECT NAME Lower Neponset River
PROJECT NUMBER MAN000102204
SITE NAME Lower Neponset River
DATE STARTED 25-Jun-2024 15:01
DATE COMPLETED 25-Jun-2024 15:43
DRILLING CONTRACTOR AECOM
EASTING 765143.6 **NORTHING** 2921110.6
DRILLING METHOD Hand Auger/Tile Spade
HOLE DIAMETER 3 in
DEPTH TO WATER 0.60 ft
LOGGED BY Walter McKenna
CHECKED BY Josie Lynch

Depth	Recovery (%)	PID	Sample ID	Graphic	Material Description
0.5	100	0.1	24D-0139-AS		Silt with gravel (ML), 15-25% coarse gravel. Trace roots. [NATIVE] - Brown, moist, loose - No odor, no staining
1.0					Poorly graded sand (SP), fine, subrounded, <10% fine gravel. [NATIVE] - Light brown, wet, very dense - No odor, no staining
1.5	100	0	24D-0139-BS		
2.0					Boring terminated at 2 feet
2.5					
3.0					
3.5					
4.0					
4.5					

Remarks:

AECOM

Boring Number: 24D-0140

TOTAL DEPTH: 2.00 ft

CLIENT USEPA R1
PROJECT NAME Lower Neponset River
PROJECT NUMBER MAN000102204
SITE NAME Lower Neponset River
DATE STARTED 26-Jun-2024 08:07
DATE COMPLETED 26-Jun-2024 09:32
DRILLING CONTRACTOR AECOM
EASTING 765180.3 **NORTHING** 2921177.5
DRILLING METHOD Hand Auger/Tile Spade
HOLE DIAMETER 3 in
DEPTH TO WATER 0.80 ft
LOGGED BY Steve Howe
CHECKED BY Josie Lynch

Depth	Recovery (%)	PID	Sample ID	Graphic	Material Description
0.5	100	0	24D-0140-AS		Silty sand with gravel (SM), fine to coarse, subrounded, 30-40% fine to coarse gravel, 10-20% silt. No topsoil. On exposed alluvial bank. [NATIVE] - Brown, moist, soft - No staining
1.0					Silty sand (SM), fine, 25-35% silt. [NATIVE] - Brown to black, wet, firm - No odor, no staining
1.5	100	0	24D-0140-BS		Silty sand (SM), fine, 25-35% silt. [NATIVE] - Brown, wet, firm - No odor, no staining
2.0					Boring terminated at 2 feet
2.5					
3.0					
3.5					
4.0					
4.5					

Remarks:

AECOM

Boring Number: 24D-0141

TOTAL DEPTH: 1.40 ft

CLIENT USEPA R1
PROJECT NAME Lower Neponset River
PROJECT NUMBER MAN000102204
SITE NAME Lower Neponset River
DATE STARTED 26-Jun-2024 09:37
DATE COMPLETED 26-Jun-2024 10:40
DRILLING CONTRACTOR AECOM
EASTING 765226.8 **NORTHING** 2921266.7
DRILLING METHOD Hand Auger/Tile Spade
HOLE DIAMETER 3 in
DEPTH TO WATER ft
LOGGED BY Steve Howe
CHECKED BY Josie Lynch

Depth	Recovery (%)	PID	Sample ID	Graphic	Material Description
0.5	100	0.7	24D-0141-AS		Gravelly silt with sand (ML), 25-35% fine to coarse sand and fine gravel. Some fine roots near surface. Increasingly course with depth. [NATIVE] - Brown, dry, very soft - No odor, no staining
1.0	100	1.6	24D-0141-BS		
1.5					Boring terminated at 1.4 feet
2.0					
2.5					
3.0					
3.5					
4.0					

Remarks:

AECOM

Boring Number: 24D-0142

TOTAL DEPTH: 1.50 ft

CLIENT USEPA R1
PROJECT NUMBER MAN000102204
DATE STARTED 26-Jun-2024 10:58
DRILLING CONTRACTOR AECOM
DRILLING METHOD Hand Auger/Tile Spade
LOGGED BY Silas Bucco

PROJECT NAME Lower Neponset River
SITE NAME Lower Neponset River
DATE COMPLETED 26-Jun-2024 12:11
EASTING 765270.5 **NORTHING** 2921355.9
HOLE DIAMETER 3 in
DEPTH TO WATER ft
CHECKED BY Josie Lynch

Depth	Recovery (%)	PID	Sample ID	Graphic	Material Description
0.5	100	0	24D-0142-AS		Gravelly silt (ML), 20-30% coarse gravel, 5-15% fine to medium sand. Increasing coarseness with depth. [NATIVE] - Brown, dry, very loose - No odor, no staining
1.0	100	0	24D-0142-BS		
1.5					Boring terminated at 1.5 feet
2.0					
2.5					
3.0					
3.5					
4.0					

Remarks:

AECOM

Boring Number: 24D-0143

TOTAL DEPTH: 1.20 ft

CLIENT USEPA R1
PROJECT NAME Lower Neponset River
PROJECT NUMBER MAN000102204
SITE NAME Lower Neponset River
DATE STARTED 26-Jun-2024 13:10
DATE COMPLETED 26-Jun-2024 14:19
DRILLING CONTRACTOR AECOM
EASTING 765300.0 **NORTHING** 2921422.7
DRILLING METHOD Hand Auger/Tile Spade
HOLE DIAMETER 3 in
DEPTH TO WATER ft
LOGGED BY Steve Howe
CHECKED BY Josie Lynch

Depth	Recovery (%)	PID	Sample ID	Graphic	Material Description
0.5	100	0	24D-0143-AS		Gravelly silt with sand (ML), 25-35% fine to medium sand and fine gravel. [NATIVE] - Brown, dry, very soft - No odor, no staining
1.0	100	0	24D-0143-BS		
1.5					Boring terminated at 1.2 feet
2.0					
2.5					
3.0					
3.5					

Remarks:

AECOM

Boring Number: 24D-0144

TOTAL DEPTH: 1.30 **ft**

CLIENT USEPA R1
PROJECT NAME Lower Neponset River
PROJECT NUMBER MAN000102204
SITE NAME Lower Neponset River
DATE STARTED 26-Jun-2024 14:25
DATE COMPLETED 26-Jun-2024 15:34
DRILLING CONTRACTOR AECOM
EASTING 765342.8 **NORTHING** 2921534.2
DRILLING METHOD Hand Auger/Tile Spade
HOLE DIAMETER 3 in
DEPTH TO WATER ft
LOGGED BY Silas Bucco
CHECKED BY Josie Lynch

Depth	Recovery (%)	PID	Sample ID	Graphic	Material Description
0.5	100	0	24D-0144-AS		Silt (ML), <10% sand. Roots throughout. [NATIVE] - Brown, moist, soft - No odor, no staining
1.0	100	0	24D-0144-BS		Silty sand with gravel (SM), medium to coarse, rounded, 10-20% silt, 10-20% coarse gravel. [NATIVE] - Brown, moist, loose - No odor, no staining
1.5					Well-graded sand with gravel (SW), medium to coarse, rounded, 20-30% coarse gravel. [NATIVE] - Gray to brown, moist, loose - No odor, no staining
2.0					Boring terminated at 1.3 feet
2.5					
3.0					
3.5					

Remarks:

AECOM

Boring Number: 24D-0145

TOTAL DEPTH: 1.70 ft

CLIENT USEPA R1
PROJECT NAME Lower Neponset River
PROJECT NUMBER MAN000102204
SITE NAME Lower Neponset River
DATE STARTED 27-Jun-2024 08:26
DATE COMPLETED 27-Jun-2024 09:45
DRILLING CONTRACTOR AECOM
EASTING 765374.3 **NORTHING** 2921612.2
DRILLING METHOD Hand Auger/Tile Spade
HOLE DIAMETER 2 in
DEPTH TO WATER 1.50 ft
LOGGED BY Bill Abrahams-Dematte
CHECKED BY Josie Lynch

Depth	Recovery (%)	PID	Sample ID	Graphic	Material Description
0.5	100	0	24D-0145-AS		Silty sand (SM), fine to medium, 15-25% silt. Roots present. [NATIVE] - Brown to black, moist, loose - No odor, no staining
1.0					Well-graded sand (SW), fine to coarse, subangular, 5-15% fine to coarse gravel. Fined downward. [NATIVE] - Red brown, moist, very loose - No odor, no staining
1.5	100	0	24D-0145-BS		Well-graded sand with gravel (SW), fine to medium, subangular, 10-20% fine to coarse gravel and coarse sand. Trace cobble and water at depth, coarsened downward. [NATIVE] - Brownish Red, wet, very loose - No odor, no staining
2.0					Boring terminated at 1.7 feet
2.5					
3.0					
3.5					
4.0					

Remarks:

AECOM

Boring Number: 24D-0146

TOTAL DEPTH: 1.00 ft

CLIENT USEPA R1
PROJECT NAME Lower Neponset River
PROJECT NUMBER MAN000102204
SITE NAME Lower Neponset River
DATE STARTED 20-Jun-2024 13:21
DATE COMPLETED 20-Jun-2024 14:36
DRILLING CONTRACTOR AECOM
EASTING 765414.2 **NORTHING** 2921701.3
DRILLING METHOD Hand Auger/Tile Spade
HOLE DIAMETER 3 in
DEPTH TO WATER ft
LOGGED BY Walter McKenna
CHECKED BY Josie Lynch

Depth	Recovery (%)	PID	Sample ID	Graphic	Material Description
0.5	100	0	24D-0146-AS		Gravelly silt (ML), 25-35% fine to coarse gravel, 5-15% fine sand. Roots present throughout. - Brown, dry, very loose - No odor, no staining
1.0					Boring terminated at 1 feet
1.5					
2.0					
2.5					
3.0					
3.5					

Remarks:

AECOM

Boring Number: 24D-0147

TOTAL DEPTH: 1.70 ft

CLIENT USEPA R1
PROJECT NAME Lower Neponset River
PROJECT NUMBER MAN000102204
SITE NAME Lower Neponset River
DATE STARTED 20-Jun-2024 11:13
DATE COMPLETED 20-Jun-2024 12:21
DRILLING CONTRACTOR AECOM
EASTING 765466.8 **NORTHING** 2921779.4
DRILLING METHOD Hand Auger/Tile Spade
HOLE DIAMETER 3 in
DEPTH TO WATER ft
LOGGED BY Walter McKenna
CHECKED BY Josie Lynch

Depth	Recovery (%)	PID	Sample ID	Graphic	Material Description
0.5	100	0	24D-0147-AS		Gravelly silt (ML), 20-30% fine to coarse gravel, 5-15% fine sand. Roots present throughout. - Brown, dry, very loose - No odor, no staining
1.0	100	0	24D-0147-BS		Cobbles, 1 large cobble in boring hole. - Brown, dry, very loose - No odor, no staining
1.5					Well-graded sand with gravel (SW), fine to coarse, rounded, 25-35% fine to coarse gravel. Trace roots. - Brown, moist, loose - No odor, no staining
2.0					Boring terminated at 1.7 feet
2.5					
3.0					
3.5					
4.0					

Remarks:

AECOM

Boring Number: 24D-0148

TOTAL DEPTH: 2.30 ft

CLIENT USEPA R1
PROJECT NAME Lower Neponset River
PROJECT NUMBER MAN000102204
SITE NAME Lower Neponset River
DATE STARTED 20-Jun-2024 09:25
DATE COMPLETED 20-Jun-2024 10:48
DRILLING CONTRACTOR AECOM
EASTING 765535.8 **NORTHING** 2921835.3
DRILLING METHOD Hand Auger/Tile Spade
HOLE DIAMETER 3 in
DEPTH TO WATER ft
LOGGED BY Walter McKenna
CHECKED BY Josie Lynch

Depth	Recovery (%)	PID	Sample ID	Graphic	Material Description
0.5	100	0	24D-0148-AS		Silt with gravel (ML), <10% fine sand, 10-20% coarse gravel. Trace glass. Roots present throughout. - Brown, dry, loose - No odor, no staining
1.0					
1.5	100	0	24D-0148-BS		Silt with sand (ML), 10-20% fine sand. Roots present throughout. - Gray to brown, dry, loose - No odor, no staining
2.0	100	0	24D-0148-CS		
2.5					Boring terminated at 2.3 feet
3.0					
3.5					
4.0					
4.5					
5.0					

Remarks:

AECOM

Boring Number: 24D-0149

TOTAL DEPTH: 2.00 ft

CLIENT USEPA R1
PROJECT NAME Lower Neponset River
PROJECT NUMBER MAN000102204
SITE NAME Lower Neponset River
DATE STARTED 20-Jun-2024 07:50
DATE COMPLETED 20-Jun-2024 09:03
DRILLING CONTRACTOR AECOM
EASTING 765607.2 **NORTHING** 2921935.8
DRILLING METHOD Hand Auger/Tile Spade
HOLE DIAMETER 3 in
DEPTH TO WATER 0.60 ft
LOGGED BY Walter McKenna
CHECKED BY Josie Lynch

Depth	Recovery (%)	PID	Sample ID	Graphic	Material Description
0.5	100	0	24D-0149-AS		Elastic silt with sand (MH), 15-25% fine to medium sand, <10% coarse gravel, 5-15% clay. Organics present throughout. [NATIVE] - Gray to brown, moist, soft - No odor, no staining
1.0					Sandy elastic silt with gravel (MH), 10-20% coarse gravel, 15-25% fine to coarse sand. Organics decreasing with depth. [NATIVE] - Brown, moist, loose - No odor, no staining
1.5	100	0	24D-0149-BS		Silty sand with gravel (SM), fine to coarse, 25-35% coarse gravel, 20-30% silt. [NATIVE] - Gray to brown, moist, firm - No odor, no staining
2.0					Boring terminated at 2 feet
2.5					
3.0					
3.5					
4.0					
4.5					

Remarks:

AECOM

Boring Number: 24D-0150

TOTAL DEPTH: 1.20 ft

CLIENT USEPA R1
PROJECT NAME Lower Neponset River
PROJECT NUMBER MAN000102204
SITE NAME Lower Neponset River
DATE STARTED 20-Jun-2024 14:50
DATE COMPLETED 20-Jun-2024 15:45
DRILLING CONTRACTOR AECOM
EASTING 765655.8 **NORTHING** 2921980.5
DRILLING METHOD Hand Auger/Tile Spade
HOLE DIAMETER 3 in
DEPTH TO WATER ft
LOGGED BY Walter McKenna
CHECKED BY Josie Lynch

Depth	Recovery (%)	PID	Sample ID	Graphic	Material Description
0.5	100	0	24D-0150-AS		Gravelly silt (ML), 20-30% coarse gravel, 5-15% fine sand. Roots present throughout. - Brown, dry, very loose - No odor, no staining
1.0	100	0	24D-0150-BS		
					Boring terminated at 1.2 feet
1.5					
2.0					
2.5					
3.0					
3.5					

Remarks:

AECOM

Boring Number: 24D-0151

TOTAL DEPTH: 1.50 ft

CLIENT USEPA R1
PROJECT NAME Lower Neponset River
PROJECT NUMBER MAN000102204
SITE NAME Lower Neponset River
DATE STARTED 24-Jun-2024 07:56
DATE COMPLETED 24-Jun-2024 08:40
DRILLING CONTRACTOR AECOM
EASTING 765714.8 **NORTHING** 2922058.6
DRILLING METHOD Hand Auger/Tile Spade
HOLE DIAMETER 3 in
DEPTH TO WATER ft
LOGGED BY Walter McKenna
CHECKED BY Josie Lynch

Depth	Recovery (%)	PID	Sample ID	Graphic	Material Description
0.5	100	0	24D-0151-AS		Poorly graded sand with gravel (SP), fine to medium, 15-25% fine to coarse gravel, <10% cobbles. Roots present throughout. - Brown, moist, loose - No odor, no staining
1.0	100	0	24D-0151-BS		Well-graded sand with gravel (SW), fine to coarse, 25-35% fine to coarse gravel. Roots present throughout. - Brown, moist, loose - No odor, no staining
1.5					Boring terminated at 1.5 feet
2.0					
2.5					
3.0					
3.5					
4.0					

Remarks:

AECOM

Boring Number: 24D-0152

TOTAL DEPTH: 3.00 ft

CLIENT USEPA R1
PROJECT NAME Lower Neponset River
PROJECT NUMBER MAN000102204
SITE NAME Lower Neponset River
DATE STARTED 15-Jul-2024 14:39
DATE COMPLETED 15-Jul-2024 15:47
DRILLING CONTRACTOR AECOM
EASTING 767169.7 **NORTHING** 2923166.6
DRILLING METHOD Hand Auger/Tile Spade
HOLE DIAMETER 3 in
DEPTH TO WATER ft
LOGGED BY Walter McKenna
CHECKED BY Josie Lynch

Depth	Recovery (%)	PID	Sample ID	Graphic	Material Description
0.5	100	0	24D-0152-AS		Silt (ML). Roots present. [TOPSOIL] - Brown, dry, very loose - No odor, no staining
1.0					Silt (ML), <10% fine gravel. Roots present. [NATIVE] - Light brown, dry, very loose - No odor, no staining
1.5	100	0	24D-0152-BS		
2.0					Poorly graded sand (SP), fine, subrounded. [NATIVE] - Gray, dry, very loose - No odor, no staining
2.5	100	0	24D-0152-CS		Sandy lean clay (CL), 30-40% fine sand <10% gravel. Roots present. [NATIVE] - Light brown, dry, very loose - No odor, no staining
3.0					Boring terminated at 3 feet
3.5					
4.0					
4.5					
5.0					
5.5					
6.0					

Remarks:

AECOM

Boring Number: 24D-0153

TOTAL DEPTH: 1.20 ft

CLIENT USEPA R1
PROJECT NAME Lower Neponset River
PROJECT NUMBER MAN000102204
SITE NAME Lower Neponset River
DATE STARTED 11-Jul-2024 13:52
DATE COMPLETED 11-Jul-2024 14:49
DRILLING CONTRACTOR AECOM
EASTING 767162.6 **NORTHING** 2923266.6
DRILLING METHOD Hand Auger/Tile Spade
HOLE DIAMETER 3 in
DEPTH TO WATER ft
LOGGED BY Walter McKenna
CHECKED BY Josie Lynch

Depth	Recovery (%)	PID	Sample ID	Graphic	Material Description
0.5	100	0	24D-0153-AS		Silt (ML). Abundant roots. [NATIVE] - Brown, dry, soft - No odor, no staining
1.0	100	0	24D-0153-BS		Silty sand (SM), fine, subrounded, <10% coarse gravel, 10-20% silt. Roots present. [NATIVE] - Gray to brown, dry, soft - No odor, no staining
1.5					Boring terminated at 1.2 feet
2.0					
2.5					
3.0					
3.5					

Remarks:

AECOM

Boring Number: 24D-0154

TOTAL DEPTH: 1.80 ft

CLIENT USEPA R1
PROJECT NAME Lower Neponset River
PROJECT NUMBER MAN000102204
SITE NAME Lower Neponset River
DATE STARTED 11-Jul-2024 12:37
DATE COMPLETED 11-Jul-2024 13:30
DRILLING CONTRACTOR AECOM
EASTING 767187.1 **NORTHING** 2923378.0
DRILLING METHOD Hand Auger/Tile Spade
HOLE DIAMETER 3 in
DEPTH TO WATER ft
LOGGED BY Walter McKenna
CHECKED BY Josie Lynch

Depth	Recovery (%)	PID	Sample ID	Graphic	Material Description
0.5	100	0	24D-0154-AS		Gravelly silt with sand (ML), 15-25% fine to medium sand, 15-25% fine gravel. Large roots present. [NATIVE] - Brown, dry, very loose - No odor, no staining
1.0					
1.5	100	0	24D-0154-BS		Well-graded sand with silt and gravel (SW-SM), fine to coarse, rounded, 20-30% fine to coarse gravel, 5-15% silt. [NATIVE] - Brown, dry, very loose - No odor, no staining
2.0					Boring terminated at 1.8 feet
2.5					
3.0					
3.5					
4.0					
4.5					

Remarks:

AECOM

Boring Number: 24D-0155

TOTAL DEPTH: 3.00 ft

CLIENT USEPA R1
PROJECT NAME Lower Neponset River
PROJECT NUMBER MAN000102204
SITE NAME Lower Neponset River
DATE STARTED 12-Jul-2024 08:08
DATE COMPLETED 12-Jul-2024 09:58
DRILLING CONTRACTOR AECOM
EASTING 767185.8 **NORTHING** 2923433.6
DRILLING METHOD Hand Auger/Tile Spade
HOLE DIAMETER 3 in
DEPTH TO WATER 2.00 ft
LOGGED BY Walter McKenna
CHECKED BY Josie Lynch

Depth	Recovery (%)	PID	Sample ID	Graphic	Material Description
0.5	100	0	24D-0155-AS 24D-0155-AD		Well-graded sand with gravel (SW), fine to medium, subrounded, 20-30% fine to coarse gravel. [NATIVE] - Brown, moist, soft - No odor, no staining
1.0					
1.5	100	0.1	24D-0155-BS		Gravelly silt with sand (ML), 15-25% fine to medium sand and fine gravel. Some plastic debris. [NATIVE] - Brown, moist, soft - No odor, no staining
2.0					Silty sand with gravel (SM), medium to coarse, subrounded, 15-25% silt and fine to coarse gravel. [NATIVE] - Wet, soft - No odor, no staining
2.5	100	0.1	24D-0155-CS		
3.0					Silty sand with gravel (SM), fine to coarse, subrounded, 20-30% silt and fine to coarse gravel. [NATIVE] - Gray, wet, soft - No odor, no staining
3.5					Boring terminated at 3 feet
4.0					
4.5					
5.0					
5.5					
6.0					

Remarks:

AECOM

Boring Number: 24D-0156

TOTAL DEPTH: 3.00 ft

CLIENT USEPA R1
PROJECT NAME Lower Neponset River
PROJECT NUMBER MAN000102204
SITE NAME Lower Neponset River
DATE STARTED 12-Jul-2024 10:00
DATE COMPLETED 12-Jul-2024 11:05
DRILLING CONTRACTOR AECOM
EASTING 767225.6 **NORTHING** 2923478.2
DRILLING METHOD Hand Auger/Tile Spade
HOLE DIAMETER 3 in
DEPTH TO WATER 2.20 ft
LOGGED BY Walter McKenna
CHECKED BY Josie Lynch

Depth	Recovery (%)	PID	Sample ID	Graphic	Material Description
0.5	100	0	24D-0156-AS		Elastic silt (MH). Debris and roots throughout. [NATIVE] - Brown, moist, soft - No odor, no staining
1.0					
1.5	100	0.1	24D-0156-BS		
2.0					Elastic silt with sand (MH), 10-20% fine to medium sand. [NATIVE] - Gray to brown, moist, soft - No odor, no staining
2.5	100	0	24D-0156-CS		
3.0					Elastic silt (MH), <10% medium sand. [NATIVE] - Gray, moist, soft - No odor, no staining
3.5					Boring terminated at 3 feet
4.0					
4.5					
5.0					
5.5					
6.0					

Remarks:

AECOM

Boring Number: 24D-0157

TOTAL DEPTH: 3.00 ft

CLIENT USEPA R1
PROJECT NAME Lower Neponset River
PROJECT NUMBER MAN000102204
SITE NAME Lower Neponset River
DATE STARTED 12-Jul-2024 11:23
DATE COMPLETED 12-Jul-2024 12:43
DRILLING CONTRACTOR AECOM
EASTING 767315.6 **NORTHING** 2923512.0
DRILLING METHOD Hand Auger/Tile Spade
HOLE DIAMETER 3 in
DEPTH TO WATER 2.00 ft
LOGGED BY Walter McKenna
CHECKED BY Josie Lynch

Depth	Recovery (%)	PID	Sample ID	Graphic	Material Description
0.5	100	0	24D-0157-AS		Silt (ML), 25-35% clay. [NATIVE] - Brown, moist, firm - No odor, no staining
1.0					Silty sand (SM), fine to medium, subrounded, 25-35% silt. Some spotty iron staining. [NATIVE] - Brown, moist, soft - No odor
1.5	100	0	24D-0157-BS		Well-graded sand (SW), fine. - Brown, moist, soft - No odor, no staining
2.0					Elastic silt with sand (MH), 20-30% fine sand. [NATIVE] - Gray, wet, firm - No odor, no staining
2.5	100	0	24D-0157-CS		Lean clay (CL), 15-25% silt. [NATIVE] - Gray, wet, firm - No odor, no staining
3.0					Silty sand (SM), fine to medium, 10-20% silt. [NATIVE] - Brown, wet, soft - No staining
3.5					Boring terminated at 3 feet
4.0					
4.5					
5.0					
5.5					
6.0					

Remarks:

AECOM

Boring Number: 24D-0158

TOTAL DEPTH: 1.90 ft

CLIENT USEPA R1
PROJECT NAME Lower Neponset River
PROJECT NUMBER MAN000102204
SITE NAME Lower Neponset River
DATE STARTED 12-Jul-2024 13:06
DATE COMPLETED 12-Jul-2024 13:51
DRILLING CONTRACTOR AECOM
EASTING 767412.3 **NORTHING** 2923501.4
DRILLING METHOD Hand Auger/Tile Spade
HOLE DIAMETER 3 in
DEPTH TO WATER ft
LOGGED BY Walter McKenna
CHECKED BY Josie Lynch

Depth	Recovery (%)	PID	Sample ID	Graphic	Material Description
0.5	100	0.1	24D-0158-AS		Silt (ML), 5-15% fine sand. Roots present in upper 0.2ft. [NATIVE] - Brown, dry, soft - No odor, no staining
1.0					Silt with gravel (ML), 5-15% fine sand, 5-15% coarse gravel. [NATIVE] - Brown, dry, soft - No odor, no staining
1.5	100	0	24D-0158-BS		Poorly graded sand with silt (SW-SM), fine, rounded, 5-15% silt. Lighter color towards bottom. [NATIVE] - Yellow to brown, dry, firm - No odor, no staining
2.0					Boring terminated at 1.9 feet
2.5					
3.0					
3.5					
4.0					
4.5					

Remarks:

AECOM

Boring Number: 24D-0159

TOTAL DEPTH: 0.70 ft

CLIENT USEPA R1
PROJECT NAME Lower Neponset River
PROJECT NUMBER MAN000102204
SITE NAME Lower Neponset River
DATE STARTED 12-Jul-2024 14:00
DATE COMPLETED 12-Jul-2024 14:39
DRILLING CONTRACTOR AECOM
EASTING 767501.5 **NORTHING** 2923490.7
DRILLING METHOD Hand Auger/Tile Spade
HOLE DIAMETER 3 in
DEPTH TO WATER ft
LOGGED BY Walter McKenna
CHECKED BY Josie Lynch

Depth	Recovery (%)	PID	Sample ID	Graphic	Material Description
0.5	100	0	24D-0159-AS		Silt (ML), 5-15% fine to coarse gravel. [NATIVE] - Brown, dry, very soft - No odor, no staining
1.0 1.5 2.0 2.5 3.0					Boring terminated at 0.7 feet

Remarks:

AECOM

Boring Number: 24D-0160

TOTAL DEPTH: 3.00 ft

CLIENT USEPA R1
PROJECT NAME Lower Neponset River
PROJECT NUMBER MAN000102204
SITE NAME Lower Neponset River
DATE STARTED 15-Jul-2024 08:43
DATE COMPLETED 15-Jul-2024 10:29
DRILLING CONTRACTOR AECOM
EASTING 767598.0 **NORTHING** 2923480.0
DRILLING METHOD Hand Auger/Tile Spade
HOLE DIAMETER 3 in
DEPTH TO WATER ft
LOGGED BY Walter McKenna
CHECKED BY Josie Lynch

Depth	Recovery (%)	PID	Sample ID	Graphic	Material Description
0.5	100	0	24D-0160-AS 24D-0160-AD		Silt (ML). Roots present throughout. Trace glass. [TOPSOIL] - Brown, dry, loose - No odor, no staining
1.0					Silt (ML), 5-15% fine to coarse gravel. Roots present. [NATIVE] - Light brown, dry, very loose - No odor, no staining
1.5	100	0	24D-0160-BS		Silt (ML), 20-30% clay. Root present. Trace trash. [NATIVE] - Gray to brown, dry, very loose - No odor, no staining
2.0					
2.5	100	0	24D-0160-CS		
3.0					Boring terminated at 3 feet
3.5					
4.0					
4.5					
5.0					
5.5					
6.0					

Remarks:

AECOM

Boring Number: 24D-0161

TOTAL DEPTH: 1.60 ft

CLIENT USEPA R1
PROJECT NAME Lower Neponset River
PROJECT NUMBER MAN000102204
SITE NAME Lower Neponset River
DATE STARTED 15-Jul-2024 10:32
DATE COMPLETED 15-Jul-2024 11:56
DRILLING CONTRACTOR AECOM
EASTING 767692.9 **NORTHING** 2923447.1
DRILLING METHOD Hand Auger/Tile Spade
HOLE DIAMETER 3 in
DEPTH TO WATER ft
LOGGED BY Walter McKenna
CHECKED BY Josie Lynch

Depth	Recovery (%)	PID	Sample ID	Graphic	Material Description
0.5	100	0	24D-0161-AS		Silt (ML). Roots present throughout. [TOPSOIL] - Brown, dry, loose - No odor, no staining
1.0	100	0	24D-0161-BS		Gravelly silt with sand (ML), 15-25% cobbles, 10-20% fine to coarse gravel, 10-20% fine to medium sand. Trace trash. Roots present. Large cobbles removed from boring. [NATIVE] - Brown, dry, very loose - No odor, no staining
1.5					Boring terminated at 1.6 feet
2.0					
2.5					
3.0					
3.5					
4.0					

Remarks:

AECOM

Boring Number: 24D-0162

TOTAL DEPTH: 1.50 ft

CLIENT USEPA R1
PROJECT NAME Lower Neponset River
PROJECT NUMBER MAN000102204
SITE NAME Lower Neponset River
DATE STARTED 15-Jul-2024 12:46
DATE COMPLETED 15-Jul-2024 13:44
DRILLING CONTRACTOR AECOM
EASTING 767791.9 **NORTHING** 2923425.4
DRILLING METHOD Hand Auger/Tile Spade
HOLE DIAMETER 3 in
DEPTH TO WATER ft
LOGGED BY Walter McKenna
CHECKED BY Josie Lynch

Depth	Recovery (%)	PID	Sample ID	Graphic	Material Description
0.5	100	0	24D-0162-AS		Silt (ML). Root masses present. [NATIVE] - Dry, loose - No odor, no staining Gravelly silt (ML), 20-30% fine to coarse gravel, 5-15% medium to coarse sand, <10% cobbles. Trace roots. Increasing coarse size with depth. Large cobbles removed from boring hole. [NATIVE] - Light brown, dry, very loose - No odor, no staining
1.0	100	0	24D-0162-BS		
1.5					Boring terminated at 1.5 feet
2.0					
2.5					
3.0					
3.5					
4.0					

Remarks:

AECOM

Boring Number: 24D-0163

TOTAL DEPTH: 0.90 ft

CLIENT USEPA R1
PROJECT NAME Lower Neponset River
PROJECT NUMBER MAN000102204
SITE NAME Lower Neponset River
DATE STARTED 16-Jul-2024 08:16
DATE COMPLETED 16-Jul-2024 09:01
DRILLING CONTRACTOR AECOM
EASTING 767882.4 **NORTHING** 2923414.7
DRILLING METHOD Hand Auger/Tile Spade
HOLE DIAMETER 3 in
DEPTH TO WATER ft
LOGGED BY Walter McKenna
CHECKED BY Josie Lynch

Depth	Recovery (%)	PID	Sample ID	Graphic	Material Description
0.5	100	0	24D-0163-AS		Silt (ML). Roots present. [NATIVE] - Brown to black, moist, soft - No odor, no staining
					Silt (ML), 25-35% clay, <10% coarse gravel. Roots present. [NATIVE] - Gray to brown, moist, soft - No odor, no staining
1.0					Boring terminated at 0.9 feet
1.5					
2.0					
2.5					
3.0					

Remarks:

AECOM

Boring Number: 24D-0164

TOTAL DEPTH: 2.50 ft

CLIENT USEPA R1
PROJECT NAME Lower Neponset River
PROJECT NUMBER MAN000102204
SITE NAME Lower Neponset River
DATE STARTED 16-Jul-2024 09:09
DATE COMPLETED 16-Jul-2024 10:17
DRILLING CONTRACTOR AECOM
EASTING 768011.4 **NORTHING** 2923381.9
DRILLING METHOD Hand Auger/Tile Spade
HOLE DIAMETER 3 in
DEPTH TO WATER 1.10 ft
LOGGED BY Walter McKenna
CHECKED BY Josie Lynch

Depth	Recovery (%)	PID	Sample ID	Graphic	Material Description
0.5	100	0	24D-0164-AS		Silt with sand (ML), 15-25% fine sand. Roots present throughout. [NATIVE] - Brown to black, moist, soft - No odor, no staining
1.0					
1.5	100	0	24D-0164-BS		Silt with sand (ML), 10-20% fine to coarse sand, 15-25% clay. [NATIVE] - Brown, moist, soft - No odor, no staining
2.0	100	0	24D-0164-CS		Gravelly fat clay with sand (CH), 30-40% coarse gravel, 15-25% silt, 15-25% fine to coarse sand. [NATIVE] - Gray to brown, wet, soft - No odor, no staining
2.5					Silty gravel with sand (GM), coarse, rounded, 30-40% medium to coarse sand and silt. [NATIVE] - Brown, wet, dense - No odor, no staining
3.0					Boring terminated at 2.5 feet
3.5					
4.0					
4.5					
5.0					

Remarks:

AECOM

Boring Number: 24D-0165

TOTAL DEPTH: 1.50 ft

CLIENT USEPA R1
PROJECT NAME Lower Neponset River
PROJECT NUMBER MAN000102204
SITE NAME Lower Neponset River
DATE STARTED 16-Jul-2024 10:24
DATE COMPLETED 16-Jul-2024 11:48
DRILLING CONTRACTOR AECOM
EASTING 768070.7 **NORTHING** 2923360.0
DRILLING METHOD Hand Auger/Tile Spade
HOLE DIAMETER 3 in
DEPTH TO WATER ft
LOGGED BY Walter McKenna
CHECKED BY Josie Lynch

Depth	Recovery (%)	PID	Sample ID	Graphic	Material Description
0.5	100	0	24D-0165-AS		Silty sand with gravel (SM), fine to coarse, rounded, 15-25% fine to coarse gravel, 10-20% silt. [NATIVE] - Dry, very loose - No odor, no staining
1.0	100	0	24D-0165-BS		
1.5					Boring terminated at 1.5 feet
2.0					
2.5					
3.0					
3.5					
4.0					

Remarks:

AECOM

Boring Number: 24D-0166

TOTAL DEPTH: 2.60 ft

CLIENT USEPA R1
PROJECT NAME Lower Neponset River
PROJECT NUMBER MAN000102204
SITE NAME Lower Neponset River
DATE STARTED 16-Jul-2024 12:02
DATE COMPLETED 16-Jul-2024 13:08
DRILLING CONTRACTOR AECOM
EASTING 768148.1 **NORTHING** 2923338.1
DRILLING METHOD Hand Auger/Tile Spade
HOLE DIAMETER 3 in
DEPTH TO WATER 1.60 ft
LOGGED BY Walter McKenna
CHECKED BY Josie Lynch

Depth	Recovery (%)	PID	Sample ID	Graphic	Material Description
0.5	100	0.1	24D-0166-AS		Elastic silt (MH). Dense root masses present. Trace trash. [NATIVE] - Brown to black, moist, firm - No odor, no staining
1.0					Silty sand (SM), fine, rounded, 15-25% silt. Roots present. [NATIVE] - Gray to brown, moist, firm - No odor, no staining
1.5	100	0	24D-0166-BS		Gravelly fat clay with sand (CH), 15-25% medium to coarse sand 15-25% coarse gravel. Trace roots. [NATIVE] - Gray to brown, moist, dense - No odor, black staining
2.0					
2.5	100	0.1	24D-0166-CS		Silty sand with gravel (SM), medium to coarse, rounded, 25-35% fine to coarse gravel, 10-20% silt. [NATIVE] - Brown, wet, loose - No odor, black staining
3.0					Boring terminated at 2.6 feet
3.5					
4.0					
4.5					
5.0					
5.5					

Remarks:

AECOM

Boring Number: 24D-0167

TOTAL DEPTH: 2.00 ft

CLIENT USEPA R1
PROJECT NAME Lower Neponset River
PROJECT NUMBER MAN000102204
SITE NAME Lower Neponset River
DATE STARTED 16-Jul-2024 13:28
DATE COMPLETED 16-Jul-2024 14:22
DRILLING CONTRACTOR AECOM
EASTING 768236.7 **NORTHING** 2923327.4
DRILLING METHOD Hand Auger/Tile Spade
HOLE DIAMETER 3 in
DEPTH TO WATER 1.50 ft
LOGGED BY Walter McKenna
CHECKED BY Josie Lynch

Depth	Recovery (%)	PID	Sample ID	Graphic	Material Description
0.5	100	0	24D-0167-AS		Elastic silt (MH), <10% gravel. Roots present throughout. [NATIVE] - Brown to black, moist, soft - No odor, no staining
1.0					
1.5	100	0	24D-0167-BS		Gravelly silt with sand (ML), 30-40% coarse gravel, 25-35% fine sand, <10% clay. Roots present. [NATIVE] - Brown, wet, dense - No odor, no staining
2.0					Boring terminated at 2 feet
2.5					
3.0					
3.5					
4.0					
4.5					

Remarks:

AECOM

Boring Number: 24D-0168

TOTAL DEPTH: 2.60 ft

CLIENT USEPA R1
PROJECT NAME Lower Neponset River
PROJECT NUMBER MAN000102204
SITE NAME Lower Neponset River
DATE STARTED 13-Jun-2024 08:45
DATE COMPLETED 13-Jun-2024 11:30
DRILLING CONTRACTOR AECOM
EASTING 768336.3 **NORTHING** 2923294.5
DRILLING METHOD Hand Auger/Tile Spade
HOLE DIAMETER 2 in
DEPTH TO WATER 1.75 ft
LOGGED BY Bill Abrahams-Dematte
CHECKED BY Josie Lynch

Depth	Recovery (%)	PID	Sample ID	Graphic	Material Description
0.5	100	0	24D-0168-AS		Organic soil (OL), <10% peat, roots. Thin lens grey/mottled fine sand at depth. [NATIVE] - Brown to black, moist, soft - No odor, no staining
1.0					
1.5	100	0	24D-0168-BS		Silt with sand (ML), 20-30% fine sand. [NATIVE] - Red-brown, wet, loose - No odor, no staining
2.0					Well-graded sand (SW), angular, <10% fine gravel. [NATIVE] - Red-brown, wet, very loose - No odor, no staining
2.5	100	0	24D-0168-CS		
3.0					Boring terminated at 2.6 feet
3.5					
4.0					
4.5					
5.0					
5.5					

Remarks:

AECOM

Boring Number: 24D-0169

TOTAL DEPTH: 2.40 ft

CLIENT USEPA R1
PROJECT NAME Lower Neponset River
PROJECT NUMBER MAN000102204
SITE NAME Lower Neponset River
DATE STARTED 13-Jun-2024 11:32
DATE COMPLETED
DRILLING CONTRACTOR AECOM
EASTING 768418.5 **NORTHING** 2923272.7
DRILLING METHOD Hand Auger/Tile Spade
HOLE DIAMETER 2 in
DEPTH TO WATER 2.20 ft
LOGGED BY Bill Abrahams-Dematte
CHECKED BY Josie Lynch

Depth	Recovery (%)	PID	Sample ID	Graphic	Material Description
0.5	100	0	24D-0169-AS		Silt (ML), <10% fine gravel, roots. [NATIVE] - Dark brown, moist, soft - No odor, no staining
1.0					Poorly graded sand (SP), fine, <10% silt. Roots present. [NATIVE] - Gray to brown, dry, loose - No odor, no staining
1.5	100	0	24D-0169-BS		Silty sand (SM), fine, 35-45% silt, <10% clay. [NATIVE] - Gray to brown, moist, soft - No odor, no staining
2.0	100	0	24D-0169-CS		Well-graded sand with silt and gravel (SW-SM), fine to coarse, 15-25% fine to coarse gravel, 5-15% silt. [NATIVE] - Gray, wet, loose - No odor, no staining
2.5					Boring terminated at 2.4 feet
3.0					
3.5					
4.0					
4.5					
5.0					

Remarks:

AECOM

Boring Number: 24D-0170

TOTAL DEPTH: 1.60 ft

CLIENT USEPA R1
PROJECT NAME Lower Neponset River
PROJECT NUMBER MAN000102204
SITE NAME Lower Neponset River
DATE STARTED 13-Jun-2024 14:18
DATE COMPLETED 13-Jun-2024 15:31
DRILLING CONTRACTOR AECOM
EASTING 768609.7 **NORTHING** 2923218.0
DRILLING METHOD Hand Auger/Tile Spade
HOLE DIAMETER 2 in
DEPTH TO WATER ft
LOGGED BY Bill Abrahams-Dematte
CHECKED BY Josie Lynch

Depth	Recovery (%)	PID	Sample ID	Graphic	Material Description
0.5	100	0.2	24D-0170-AS		Silt with gravel (ML), 10-20% fine gravel. Half of the material was fine stranded organic root matter. Trace fine sand. [NATIVE] - Brown, dry, very loose - No odor, no staining
1.0					Gravelly silt with sand (ML), 25-35% fine to coarse gravel, 15-25% fine sand. Hole readily collapses when auger is removed. [NATIVE] - Brown, dry, very loose - No odor, no staining
1.5	100	0	24D-0170-BS		Poorly graded sand with gravel (SP), fine to medium, 10-20% coarse sand and fine to coarse gravel. Could not keep hole from collapsing past 1.6 feet. [NATIVE] - Yellow-brown, dry, very loose - No odor, no staining
2.0					Boring terminated at 1.6 feet
2.5					
3.0					
3.5					
4.0					

Remarks:

AECOM

Boring Number: 24D-0171

TOTAL DEPTH: 2.60 ft

CLIENT USEPA R1
PROJECT NAME Lower Neponset River
PROJECT NUMBER MAN000102204
SITE NAME Lower Neponset River
DATE STARTED 17-Jun-2024 14:50
DATE COMPLETED 17-Jun-2024 16:15
DRILLING CONTRACTOR AECOM
EASTING 768703.6 **NORTHING** 2923196.2
DRILLING METHOD Hand Auger/Tile Spade
HOLE DIAMETER 2 in
DEPTH TO WATER 1.70 ft
LOGGED BY Bill Abrahams-Dematte
CHECKED BY Josie Lynch

Depth	Recovery (%)	PID	Sample ID	Graphic	Material Description
0.5	100	0	24D-0171-AS 24D-0171-AD		Silt (ML), trace fine sand and clay. - Dark brown, moist, soft - No odor, no staining
1.0					
1.5	100	0	24D-0171-BS		Silty sand (SM), fine to coarse, subangular, 5-15% fine gravel, 15-25% silt. [NATIVE] - Brown, wet, loose - No odor, no staining
2.0					
2.5	100	0	24D-0171-CS		Silty sand (SM), fine to coarse, subangular, 5-15% fine gravel, 15-25% silt [NATIVE] - brown, wet, loose - no odor, no staining
3.0					Well-graded sand with gravel (SW), fine to coarse, subangular, 10-20% fine to coarse gravel. Refused at 2.6 ft. [NATIVE] - Redish-Brown, wet, very loose - No odor, no staining
3.5					Boring terminated at 2.6 feet
4.0					
4.5					
5.0					
5.5					

Remarks:

AECOM

Boring Number: 24D-0172

TOTAL DEPTH: 3.00 ft

CLIENT USEPA R1
PROJECT NAME Lower Neponset River
PROJECT NUMBER MAN000102204
SITE NAME Lower Neponset River
DATE STARTED 17-Jun-2024 08:47
DATE COMPLETED 17-Jun-2024 10:04
DRILLING CONTRACTOR AECOM
EASTING 768789.7 **NORTHING** 2923152.2
DRILLING METHOD Hand Auger/Tile Spade
HOLE DIAMETER 2 in
DEPTH TO WATER 1.30 ft
LOGGED BY Bill Abrahams-Dematte
CHECKED BY Josie Lynch

Depth	Recovery (%)	PID	Sample ID	Graphic	Material Description
0.5	100	0	24D-0172-AS		Silt (ML), slightly moist, roots. [NATIVE] - Dark brown, dry, soft - No odor, no staining
1.0					
1.5	100	0	24D-0172-BS		Silt (ML), trace roots, gray fine sand lens 1.9-2 ft. [NATIVE] - Dark brown, wet, soft - No odor, Iron Mottling
2.0					
2.5	100	0	24D-0172-CS		Silt (ML). Saturated, trace fine to coarse sands at depth. [NATIVE] - Dark gray, wet, soft - No odor, no staining
3.0					Boring terminated at 3 feet
3.5					
4.0					
4.5					
5.0					
5.5					
6.0					

Remarks:

AECOM

Boring Number: 24D-0173

TOTAL DEPTH: 3.00 ft

CLIENT USEPA R1
PROJECT NAME Lower Neponset River
PROJECT NUMBER MAN000102204
SITE NAME Lower Neponset River
DATE STARTED 17-Jun-2024 10:26
DATE COMPLETED 17-Jun-2024 11:42
DRILLING CONTRACTOR AECOM
EASTING 768850.1 **NORTHING** 2923108.0
DRILLING METHOD Hand Auger/Tile Spade
HOLE DIAMETER 2 in
DEPTH TO WATER 0.40 ft
LOGGED BY Bill Abrahams-Dematte
CHECKED BY Josie Lynch

Depth	Recovery (%)	PID	Sample ID	Graphic	Material Description
0.5	100	0	24D-0173-AS		Organic soil (OL), leaves, roots and root mat. [NATIVE] - Brown to black, moist, very soft - No odor, no staining
1.0					
1.5	100	0	24D-0173-BS		Poorly graded sand with silt (SW-SM), fine, 5-15% silt. Trace of organic material. [NATIVE] - Gray, wet, loose - No odor, no staining
2.0					
2.5	100	0	24D-0173-CS		Silty sand (SM), fine, 15-25% silt, <10% medium sand. [NATIVE] - Gray, wet, loose - No odor, no staining
3.0					Boring terminated at 3 feet
3.5					
4.0					
4.5					
5.0					
5.5					
6.0					

Remarks:

AECOM

Boring Number: 24D-0174

TOTAL DEPTH: 2.50 ft

CLIENT USEPA R1
PROJECT NAME Lower Neponset River
PROJECT NUMBER MAN000102204
SITE NAME Lower Neponset River
DATE STARTED 17-Jun-2024 11:49
DATE COMPLETED 17-Jun-2024 13:15
DRILLING CONTRACTOR AECOM
EASTING 768891.9 **NORTHING** 2923063.7
DRILLING METHOD Hand Auger/Tile Spade
HOLE DIAMETER 2 in
DEPTH TO WATER ft
LOGGED BY Bill Abrahams-Dematte
CHECKED BY Josie Lynch

Depth	Recovery (%)	PID	Sample ID	Graphic	Material Description
0.5	100	0	24D-0174-AS		Silt (ML). trace fine sand roots and root mat. [NATIVE] - Redish-Brown, dry, loose - No odor, no staining
1.0					
1.5	100	0	24D-0174-BS		Sandy silt (ML), 25-35% fine sand. Some sand grains tan in color. Roots present. [NATIVE] - Redish-Brown, dry, very loose - No odor, no staining
2.0	100	0	24D-0174-CS		
2.5					Boring terminated at 2.5 feet
3.0					
3.5					
4.0					
4.5					
5.0					

Remarks:

AECOM

Boring Number: 24D-0175

TOTAL DEPTH: 2.30 ft

CLIENT USEPA R1
PROJECT NAME Lower Neponset River
PROJECT NUMBER MAN000102204
SITE NAME Lower Neponset River
DATE STARTED 17-Jun-2024 13:32
DATE COMPLETED 17-Jun-2024 14:45
DRILLING CONTRACTOR AECOM
EASTING 768973.5 **NORTHING** 2923075.2
DRILLING METHOD Hand Auger/Tile Spade
HOLE DIAMETER 2 in
DEPTH TO WATER 1.00 ft
LOGGED BY Bill Abrahams-Dematte
CHECKED BY Josie Lynch

Depth	Recovery (%)	PID	Sample ID	Graphic	Material Description
0.5	100	0	24D-0175-AS		Organic soil (OL). Roots present. [NATIVE] - Brown to black, moist, very soft - No odor, no staining
1.0					Silt with sand (ML), 10-20% fine sand. Roots present. [NATIVE] - Gray to brown, moist, soft - No odor, Iron Mottling
1.5	100	0	24D-0175-BS		Silt (ML), <10% fine gravel, clay and fine sand. Roots present. [NATIVE] - Dark gray, wet, soft - No odor, no staining
2.0	100	0	24D-0175-CS		
2.5					Boring terminated at 2.3 feet
3.0					
3.5					
4.0					
4.5					
5.0					

Remarks:

AECOM

Boring Number: 24D-0176

TOTAL DEPTH: 3.00 ft

CLIENT USEPA R1
PROJECT NAME Lower Neponset River
PROJECT NUMBER MAN000102204
SITE NAME Lower Neponset River
DATE STARTED 18-Jun-2024 08:17
DATE COMPLETED 18-Jun-2024 09:27
DRILLING CONTRACTOR AECOM
EASTING 769077.4 **NORTHING** 2923053.5
DRILLING METHOD Hand Auger/Tile Spade
HOLE DIAMETER 3 in
DEPTH TO WATER ft
LOGGED BY Walter McKenna
CHECKED BY Josie Lynch

Depth	Recovery (%)	PID	Sample ID	Graphic	Material Description
0.5	100	0	24D-0176-AS 24D-0176-AD		Silt with gravel (ML), <10% fine to medium sand <10% cobbles, 5-15% fine to coarse gravel. Roots present throughout. [TOPSOIL] - Brown, dry, very loose - No odor, no staining
1.0					
1.5	100	0	24D-0176-BS		
2.0					Elastic silt (MH), 5-15% fine to medium sand. [NATIVE] - Brown, dry, loose - No odor, no staining
2.5	100	0	24D-0176-CS		Sandy silt with gravel (ML), 25-35% fine to coarse sand, 15-25% coarse gravel. Trace of roots. [NATIVE] - Brown, moist, loose - No odor, no staining
3.0					Boring terminated at 3 feet
3.5					
4.0					
4.5					
5.0					
5.5					
6.0					

Remarks:

AECOM

Boring Number: 24D-0177

TOTAL DEPTH: 1.10 ft

CLIENT USEPA R1
PROJECT NAME Lower Neponset River
PROJECT NUMBER MAN000102204
SITE NAME Lower Neponset River
DATE STARTED 18-Jun-2024 09:40
DATE COMPLETED 18-Jun-2024 10:39
DRILLING CONTRACTOR AECOM
EASTING 769166.3 **NORTHING** 2923076.2
DRILLING METHOD Hand Auger/Tile Spade
HOLE DIAMETER 3 in
DEPTH TO WATER ft
LOGGED BY Walter McKenna
CHECKED BY Josie Lynch

Depth	Recovery (%)	PID	Sample ID	Graphic	Material Description
0.5	100	0	24D-0177-AS		Silt with gravel (ML), <10% fine sand, 10-20% coarse gravel. Large roots and organics present throughout. [NATIVE] - Brown, moist, loose - No odor, no staining
1.0	100	0	24D-0177-BS		
					Boring terminated at 1.1 feet
1.5					
2.0					
2.5					
3.0					
3.5					

Remarks:

AECOM

Boring Number: 24D-0178

TOTAL DEPTH: 1.50 ft

CLIENT USEPA R1
PROJECT NAME Lower Neponset River
PROJECT NUMBER MAN000102204
SITE NAME Lower Neponset River
DATE STARTED 18-Jun-2024 10:52
DATE COMPLETED 18-Jun-2024 11:56
DRILLING CONTRACTOR AECOM
EASTING 769252.3 **NORTHING** 2923098.8
DRILLING METHOD Hand Auger/Tile Spade
HOLE DIAMETER 3 in
DEPTH TO WATER ft
LOGGED BY Walter McKenna
CHECKED BY Josie Lynch

Depth	Recovery (%)	PID	Sample ID	Graphic	Material Description
0.5	100	0	24D-0178-AS		Organic matter, 35-45% silt. Large root masses present. [TOPSOIL] - Brown, moist, loose - No odor, no staining
1.0					Sandy elastic silt (MH), 25-35% fine sand. [NATIVE] - Gray to brown, moist, loose - No odor, no staining
1.5	100	0	24D-0178-BS		Silt with gravel (ML), 15-25% coarse gravel, 20-30% cobbles. Large cobble present. [NATIVE] - Brown, moist, loose - No odor, no staining
2.0					Boring terminated at 1.5 feet
2.5					
3.0					
3.5					
4.0					

Remarks:

AECOM

Boring Number: 24D-0179

TOTAL DEPTH: 1.60 ft

CLIENT USEPA R1
PROJECT NAME Lower Neponset River
PROJECT NUMBER MAN000102204
SITE NAME Lower Neponset River
DATE STARTED 18-Jun-2024 12:52
DATE COMPLETED 18-Jun-2024 13:54
DRILLING CONTRACTOR AECOM
EASTING 769331.3 **NORTHING** 2923132.6
DRILLING METHOD Hand Auger/Tile Spade
HOLE DIAMETER 3 in
DEPTH TO WATER ft
LOGGED BY Walter McKenna
CHECKED BY Josie Lynch

Depth	Recovery (%)	PID	Sample ID	Graphic	Material Description
0.5	100	0	24D-0179-AS 24D-0179-AD		Sandy silt (ML), 25-35% fine sand, 5-15% fine to coarse gravel. Roots throughout [NATIVE] - Brown, dry, very loose - No odor, no staining
1.0	100	0	24D-0179-BS 24D-0179-BD		
1.5					Boring terminated at 1.6 feet
2.0					
2.5					
3.0					
3.5					
4.0					

Remarks:

AECOM

Boring Number: 24D-0180

TOTAL DEPTH: 1.80 ft

CLIENT USEPA R1
PROJECT NAME Lower Neponset River
PROJECT NUMBER MAN000102204
SITE NAME Lower Neponset River
DATE STARTED 18-Jun-2024 13:57
DATE COMPLETED 18-Jun-2024 14:40
DRILLING CONTRACTOR AECOM
EASTING 769421.2 **NORTHING** 2923166.4
DRILLING METHOD Hand Auger/Tile Spade
HOLE DIAMETER 3 in
DEPTH TO WATER ft
LOGGED BY Walter McKenna
CHECKED BY Josie Lynch

Depth	Recovery (%)	PID	Sample ID	Graphic	Material Description
0.5	100	0	24D-0180-AS		Sandy silt with gravel (ML), 15-25% coarse gravel, 20-30% fine sand. Roots abundant. [TOPSOIL] - Brown, dry, very loose - No odor, no staining
1.0					
1.5	100	0	24D-0180-BS		
2.0					Boring terminated at 1.8 feet
2.5					
3.0					
3.5					
4.0					
4.5					

Remarks:

AECOM

Boring Number: 24D-0181

TOTAL DEPTH: 3.00 ft

CLIENT USEPA R1
PROJECT NAME Lower Neponset River
PROJECT NUMBER MAN000102204
SITE NAME Lower Neponset River
DATE STARTED 18-Jun-2024 14:46
DATE COMPLETED 19-Jun-2024 08:15
DRILLING CONTRACTOR AECOM
EASTING 769509.6 **NORTHING** 2923222.4
DRILLING METHOD Hand Auger/Tile Spade
HOLE DIAMETER 3 in
DEPTH TO WATER 1.80 ft
LOGGED BY Walter McKenna
CHECKED BY Josie Lynch

Depth	Recovery (%)	PID	Sample ID	Graphic	Material Description
0.5	100	0	24D-0181-AS		Elastic silt (MH). Roots throughout. [TOPSOIL] - Brown to black, moist, very soft - No odor, no staining
1.0					
1.5	100	0	24D-0181-BS		
2.0					
2.5	100	0.1	24D-0181-CS		Sandy elastic silt (MH), 20-30% fine sand, 5-15% gravel. [NATIVE] - Brown to black, moist, soft - No odor, no staining
3.0					Boring terminated at 3 feet
3.5					
4.0					
4.5					
5.0					
5.5					
6.0					

Remarks:

AECOM

Boring Number: 24D-0182

TOTAL DEPTH: 3.00 ft

CLIENT USEPA R1
PROJECT NAME Lower Neponset River
PROJECT NUMBER MAN000102204
SITE NAME Lower Neponset River
DATE STARTED 19-Jun-2024 08:30
DATE COMPLETED 19-Jun-2024 10:02
DRILLING CONTRACTOR AECOM
EASTING 769608.9 **NORTHING** 2923245.2
DRILLING METHOD Hand Auger/Tile Spade
HOLE DIAMETER 3 in
DEPTH TO WATER ft
LOGGED BY Walter McKenna
CHECKED BY Josie Lynch

Depth	Recovery (%)	PID	Sample ID	Graphic	Material Description
0.5	100	0	24D-0182-AS		Silt (ML). Organics present. [TOPSOIL] - Brown, dry, loose - No odor, no staining
1.0					Silt (ML), <10% coarse gravel. Roots present throughout, decreasing with depth. [NATIVE] - Brown, dry, loose - No odor, no staining
1.5	100	0	24D-0182-BS		
2.0					
2.5	100	0	24D-0182-CS		
3.0					Elastic silt (MH), 20-30% clay. [NATIVE] - Gray to brown, moist, soft - No odor, no staining
3.5					Boring terminated at 3 feet
4.0					
4.5					
5.0					
5.5					
6.0					

Remarks:

AECOM

Boring Number: 24D-0183

TOTAL DEPTH: 1.80 ft

CLIENT USEPA R1
PROJECT NAME Lower Neponset River
PROJECT NUMBER MAN000102204
SITE NAME Lower Neponset River
DATE STARTED 19-Jun-2024 10:09
DATE COMPLETED 19-Jun-2024 11:14
DRILLING CONTRACTOR AECOM
EASTING 769674.0 **NORTHING** 2923290.0
DRILLING METHOD Hand Auger/Tile Spade
HOLE DIAMETER 3 in
DEPTH TO WATER ft
LOGGED BY Walter McKenna
CHECKED BY Josie Lynch

Depth	Recovery (%)	PID	Sample ID	Graphic	Material Description
0.5	100	0	24D-0183-AS		Silt (ML). Organics present. [TOPSOIL] - Brown, dry, loose - No odor, no staining
1.0					Elastic silt (MH). Roots present. [NATIVE] - Gray to brown, moist, soft - No odor, no staining
1.5	100	0	24D-0183-BS		Elastic silt with sand (MH), 10-20% fine to medium sand, 5-15% coarse gravel. [NATIVE] - Gray to brown, moist, soft - No odor, no staining
2.0					Fat clay (CH), 15-25% silt. Roots present. [NATIVE] - Gray to brown, moist, very soft - No odor, no staining
2.5					Boring terminated at 1.8 feet
3.0					
3.5					
4.0					
4.5					

Remarks:

AECOM

Boring Number: 24D-0184

TOTAL DEPTH: 2.70 ft

CLIENT USEPA R1
PROJECT NAME Lower Neponset River
PROJECT NUMBER MAN000102204
SITE NAME Lower Neponset River
DATE STARTED 19-Jun-2024 11:35
DATE COMPLETED 19-Jun-2024 13:06
DRILLING CONTRACTOR AECOM
EASTING 769788.8 **NORTHING** 2923323.9
DRILLING METHOD Hand Auger/Tile Spade
HOLE DIAMETER 3 in
DEPTH TO WATER ft
LOGGED BY Walter McKenna
CHECKED BY Josie Lynch

Depth	Recovery (%)	PID	Sample ID	Graphic	Material Description
0.5	100	0	24D-0184-AS		Silt (ML), 30-40% clay. Significant root and leaf litter. [NATIVE] - Brown, moist, soft - No odor, no staining
1.0					Silty sand (SM), fine, 15-25% silt. [NATIVE] - Light brown, moist, soft - No odor, no staining
1.5	100	0	24D-0184-BS		Elastic silt (MH), 25-35% clay. Glass bits. [NATIVE] - Brown, moist, firm - No odor, no staining
2.0					
2.5	100	0	24D-0184-CS		Silty gravel with sand (GM), fine to coarse, rounded, 25-35% fine to coarse sand, 15-25% silt. [NATIVE] - Brown, moist, loose - No odor, no staining
3.0					Boring terminated at 2.7 feet
3.5					
4.0					
4.5					
5.0					
5.5					

Remarks:

AECOM

Boring Number: 24D-0185

TOTAL DEPTH: 3.00 ft

CLIENT USEPA R1
PROJECT NAME Lower Neponset River
PROJECT NUMBER MAN000102204
SITE NAME Lower Neponset River
DATE STARTED 19-Jun-2024 13:41
DATE COMPLETED 19-Jun-2024 14:47
DRILLING CONTRACTOR AECOM
EASTING 769841.4 **NORTHING** 2923379.8
DRILLING METHOD Hand Auger/Tile Spade
HOLE DIAMETER 3 in
DEPTH TO WATER 2.50 ft
LOGGED BY Walter McKenna
CHECKED BY Josie Lynch

Depth	Recovery (%)	PID	Sample ID	Graphic	Material Description
0.5	100	0	24D-0185-AS		Elastic silt (MH), <10% fine sand. Organics present throughout. [NATIVE] - Brown to black, moist, soft - No odor, no staining
1.0					
1.5	100	0	24D-0185-BS		Fat clay (CH), <10% silt. Roots and some mottling present. [NATIVE] - Gray to brown, moist, firm - No odor, no staining
2.0					
2.5	100	0	24D-0185-CS		Poorly graded sand (SP), fine, rounded. [NATIVE] - Gray to brown, moist, firm - No odor, no staining
3.0					Boring terminated at 3 feet
3.5					
4.0					
4.5					
5.0					
5.5					
6.0					

Remarks:

AECOM

Boring Number: 24D-0186

TOTAL DEPTH: 1.40 ft

CLIENT USEPA R1
PROJECT NAME Lower Neponset River
PROJECT NUMBER MAN000102204
SITE NAME Lower Neponset River
DATE STARTED 21-Jun-2024 13:00
DATE COMPLETED 21-Jun-2024 14:40
DRILLING CONTRACTOR AECOM
EASTING 769909.0 **NORTHING** 2923391.2
DRILLING METHOD Hand Auger/Tile Spade
HOLE DIAMETER 2 in
DEPTH TO WATER ft
LOGGED BY Bill Abrahams-Dematte
CHECKED BY Josie Lynch

Depth	Recovery (%)	PID (ppm)	Sample ID	Graphic	Material Description
0.5	100		24D-0186-AS 24D-0186-AD		Silty sand (SM), fine, 35-45% silt. Roots and root mat. [NATIVE] - Brown, dry, loose - No odor, no staining Well-graded sand (SW), fine to coarse, 5-15% fine to coarse gravel. Trace cobbles, roots. [NATIVE] - Brown, dry, very loose - No odor, no staining
1.0	100		24D-0186-BS		
1.5					Boring terminated at 1.4 feet
2.0					
2.5					
3.0					
3.5					
4.0					

Remarks:

AECOM

Boring Number: 24D-0187

TOTAL DEPTH: 1.50 ft

CLIENT USEPA R1
PROJECT NAME Lower Neponset River
PROJECT NUMBER MAN000102204
SITE NAME Lower Neponset River
DATE STARTED 21-Jun-2024 10:35
DATE COMPLETED 21-Jun-2024 12:25
DRILLING CONTRACTOR AECOM
EASTING 770019.8 **NORTHING** 2923436.2
DRILLING METHOD Hand Auger/Tile Spade
HOLE DIAMETER 2 in
DEPTH TO WATER ft
LOGGED BY Bill Abrahams-Dematte
CHECKED BY Josie Lynch

Depth	Recovery (%)	PID (ppm)	Sample ID	Graphic	Material Description
0.5	100		24D-0187-AS		Silt (ML). Trace gravel and very fine sand roots. [NATIVE] - Brown to black, moist, soft - No odor, no staining
1.0	100		24D-0187-BS		Poorly graded sand with silt (SW-SM), fine, <10% fine gravel, 5-15% silt. [NATIVE] - Light brown, moist, loose - No odor, no staining
1.5					Boring terminated at 1.5 feet
2.0					
2.5					
3.0					
3.5					
4.0					

Remarks:

AECOM

Boring Number: 24D-0188

TOTAL DEPTH: 3.00 ft

CLIENT USEPA R1
PROJECT NAME Lower Neponset River
PROJECT NUMBER MAN000102204
SITE NAME Lower Neponset River
DATE STARTED 21-Jun-2024 08:32
DATE COMPLETED 21-Jun-2024 10:25
DRILLING CONTRACTOR AECOM
EASTING 770102.6 **NORTHING** 2923458.9
DRILLING METHOD Hand Auger/Tile Spade
HOLE DIAMETER 2 in
DEPTH TO WATER ft
LOGGED BY Bill Abrahams-Dematte
CHECKED BY Josie Lynch

Depth	Recovery (%)	PID (ppm)	Sample ID	Graphic	Material Description
0.5	100		24D-0188-AS		Silt (ML), <10% fine sand. Heavily rooted. [NATIVE] - DkBrown, dry, loose - no odor, no staining
1.0					Poorly graded sand (SP), medium, <10% fine gravel and fine sand. Trace coarse sand. [NATIVE] - Yellow-Brown, dry, very loose - No odor, no staining
1.5	100		24D-0188-BS		Well-graded sand (SW), fine to coarse, <10% fine gravel. [NATIVE] - Yellow-Brown, dry, very loose - No odor, no staining
2.0					
2.5	100		24D-0188-CS		
3.0					Poorly graded sand (SP), fine. [NATIVE] - Light brown, moist, loose - No odor, no staining
3.5					Boring terminated at 3 feet
4.0					
4.5					
5.0					
5.5					
6.0					

Remarks:

AECOM

Boring Number: 24D-0189

TOTAL DEPTH: 1.80 ft

CLIENT USEPA R1
PROJECT NAME Lower Neponset River
PROJECT NUMBER MAN000102204
SITE NAME Lower Neponset River
DATE STARTED 24-Jun-2024 09:02
DATE COMPLETED 24-Jun-2024 10:25
DRILLING CONTRACTOR AECOM
EASTING 770196.8 **NORTHING** 2923503.8
DRILLING METHOD Hand Auger/Tile Spade
HOLE DIAMETER 2 in
DEPTH TO WATER ft
LOGGED BY Bill Abrahams-Dematte
CHECKED BY Josie Lynch

Depth	Recovery (%)	PID	Sample ID	Graphic	Material Description
0.5	100	0	24D-0189-AS		Silt (ML), <10% fine sand. Roots present. [NATIVE] - Dark brown, dry, soft - No odor, no staining
1.0					
1.5	100	0	24D-0189-BS		Poorly graded sand (SP), fine to medium, <10% silt, coarse sand and fine gravel. Top 0.1-0.2 ft. Fine sand lens. Refusal1.8 ft. on roots. [NATIVE] - Brown, dry, loose - No odor, no staining
2.0					Boring terminated at 1.8 feet
2.5					
3.0					
3.5					
4.0					
4.5					

Remarks:

AECOM

Boring Number: 24D-0190

TOTAL DEPTH: 3.00 ft

CLIENT USEPA R1
PROJECT NAME Lower Neponset River
PROJECT NUMBER MAN000102204
SITE NAME Lower Neponset River
DATE STARTED 24-Jun-2024 10:30
DATE COMPLETED 24-Jun-2024 12:20
DRILLING CONTRACTOR AECOM
EASTING 770327.7 **NORTHING** 2923537.9
DRILLING METHOD Hand Auger/Tile Spade
HOLE DIAMETER 2 in
DEPTH TO WATER 0.85 ft
LOGGED BY Bill Abrahams-Dematte
CHECKED BY Josie Lynch

Depth	Recovery (%)	PID	Sample ID	Graphic	Material Description
0.5	100	0	24D-0190-AS		Organic soil (OL). Roots, leaves present, moist to wet. [NATIVE] - Brown to black, moist, very soft - No odor, no staining
1.0					
1.5	100	0	24D-0190-BS		Silty sand (SM), fine to coarse, 20-30% silt. [NATIVE] - Gray to brown, wet, loose - No odor, no staining
2.0					
2.5	100	0	24D-0190-CS		Well-graded sand (SW), fine to coarse, subangular. Trace gravel at depth. - Brown, wet, very loose - No odor, no staining
3.0					Boring terminated at 3 feet
3.5					
4.0					
4.5					
5.0					
5.5					
6.0					

Remarks:

AECOM

Boring Number: 24D-0191

TOTAL DEPTH: 2.30 ft

CLIENT USEPA R1
PROJECT NAME Lower Neponset River
PROJECT NUMBER MAN000102204
SITE NAME Lower Neponset River
DATE STARTED 24-Jun-2024 12:30
DATE COMPLETED 24-Jun-2024 14:05
DRILLING CONTRACTOR AECOM
EASTING 770377.6 **NORTHING** 2923549.2
DRILLING METHOD Hand Auger/Tile Spade
HOLE DIAMETER 2 in
DEPTH TO WATER 2.10 ft
LOGGED BY Bill Abrahams-Dematte
CHECKED BY Josie Lynch

Depth	Recovery (%)	PID	Sample ID	Graphic	Material Description
0.5	100	0	24D-0191-AS		Silt (ML) Roots and root mat present. [NATIVE] - Brown to black, moist, very soft - No odor, no staining
1.0					Poorly graded sand with silt (SW-SM), fine, 5-15% silt. [NATIVE] - Brown, dry, loose - No odor, no staining
1.5	100	0	24D-0191-BS		Well-graded sand (SW), fine to coarse, subangular, <10% fine gravel. [NATIVE] - Yellowish-Brown, moist, very loose - No odor, no staining
2.0	100	0	24D-0191-CS		Well-graded sand (SW), fine to coarse, subangular, <10% fine to coarse gravel and cobbles. Trace silt. [NATIVE] - Yellowish-Brown, moist, very loose - No odor, no staining
2.5					Poorly graded sand with silt (SW-SM), fine to medium, <10% fine to coarse gravel, cobbles and coarse sand, 5-15% silt. [NATIVE] - Yellowish-Brown, moist, very loose - No odor, no staining
3.0					Boring terminated at 2.3 feet
3.5					
4.0					
4.5					
5.0					

Remarks:

AECOM

Boring Number: 24D-0192

TOTAL DEPTH: 3.00 ft

CLIENT USEPA R1
PROJECT NAME Lower Neponset River
PROJECT NUMBER MAN000102204
SITE NAME Lower Neponset River
DATE STARTED 24-Jun-2024 14:10
DATE COMPLETED 24-Jun-2024 16:00
DRILLING CONTRACTOR AECOM
EASTING 770470.6 **NORTHING** 2923571.9
DRILLING METHOD Hand Auger/Tile Spade
HOLE DIAMETER 2 in
DEPTH TO WATER 1.90 ft
LOGGED BY Bill Abrahams-Dematte
CHECKED BY Josie Lynch

Depth	Recovery (%)	PID	Sample ID	Graphic	Material Description
0.5	100	0	24D-0192-AS		Silt (ML), <10% clay. Roots present. [NATIVE] - Dark brown, dry, soft - No odor, no staining
1.0					
1.5	100	0	24D-0192-BS		Sandy silt (ML), 30-40% fine sand. Fine sand lens bottom 0.1-0.2 ft. [NATIVE] - Brown, moist, soft - No odor, no staining
2.0					
2.5	100	0	24D-0192-CS		Silty sand with gravel (SM), fine to coarse, 20-30% fine to coarse gravel, 10-20% silt. Saturated, sand and gravel. [NATIVE] - Brown, wet, very loose - No odor, no staining
3.0					Poorly graded sand (SP), fine. [NATIVE] - Yellowish-Brown, wet, medium dense - No odor, no staining
3.5					Boring terminated at 3 feet
4.0					
4.5					
5.0					
5.5					
6.0					

Remarks:

AECOM

Boring Number: 24D-0193

TOTAL DEPTH: 2.50 ft

CLIENT USEPA R1
PROJECT NAME Lower Neponset River
PROJECT NUMBER MAN000102204
SITE NAME Lower Neponset River
DATE STARTED 27-Jun-2024 13:52
DATE COMPLETED 27-Jun-2024 15:19
DRILLING CONTRACTOR AECOM
EASTING 770574.9 **NORTHING** 2923572.4
DRILLING METHOD Hand Auger/Tile Spade
HOLE DIAMETER 3 in
DEPTH TO WATER ft
LOGGED BY Walter McKenna
CHECKED BY Josie Lynch

Depth	Recovery (%)	PID	Sample ID	Graphic	Material Description
0.5	100	0	24D-0193-AS		Silt with gravel (ML), 10-20% coarse gravel. Roots present throughout. [NATIVE] - Brown, dry, very loose - No odor, no staining
1.0					
1.5	100	0	24D-0193-BS		Elastic silt (MH), <10% fine gravel, increasing gravel content with depth. [NATIVE] - Light brown, moist, firm - No odor, no staining
2.0	100	0	24D-0193-CS		
2.5					Silt with gravel (ML), 15-25% clay, 15-25% fine to coarse gravel. [NATIVE] - Brown, moist, firm - No odor, no staining
3.0					Boring terminated at 2.5 feet
3.5					
4.0					
4.5					
5.0					

Remarks:

AECOM

Boring Number: 24D-0194

TOTAL DEPTH: 2.60 ft

CLIENT USEPA R1
PROJECT NAME Lower Neponset River
PROJECT NUMBER MAN000102204
SITE NAME Lower Neponset River
DATE STARTED 28-Jun-2024 11:29
DATE COMPLETED 28-Jun-2024 12:40
DRILLING CONTRACTOR AECOM
EASTING 770649.7 **NORTHING** 2923617.3
DRILLING METHOD Hand Auger/Tile Spade
HOLE DIAMETER 2 in
DEPTH TO WATER 0.40 ft
LOGGED BY Bill Abrahams-Dematte
CHECKED BY Josie Lynch

Depth	Recovery (%)	PID	Sample ID	Graphic	Material Description
0.5	100	0	24D-0194-AS		Organic soil (OL). Roots and root mat, trace fine sand. [NATIVE] - Black, wet, very soft - No odor, no staining
1.0					
1.5	100	0	24D-0194-BS		Silt (ML), <10% fine sand 5-15% clay. Fine sand appears as lens. [NATIVE] - Dark gray, wet, firm - No odor, no staining
2.0					
2.5	100	0	24D-0194-CS		Well-graded sand with gravel (SW), fine to coarse, 10-20% fine gravel. Refused 2.6 ft. on cobble. [NATIVE] - Light brown, wet, very loose - No odor, no staining
3.0					Boring terminated at 2.6 feet
3.5					
4.0					
4.5					
5.0					
5.5					

Remarks:

AECOM

Boring Number: 24D-0195

TOTAL DEPTH: 1.00 ft

CLIENT USEPA R1
PROJECT NAME Lower Neponset River
PROJECT NUMBER MAN000102204
SITE NAME Lower Neponset River
DATE STARTED 06-Jun-2024 12:40
DATE COMPLETED 06-Jun-2024 13:24
DRILLING CONTRACTOR AECOM
EASTING 770758.3 **NORTHING** 2923629.0
DRILLING METHOD Hand Auger/Tile Spade
HOLE DIAMETER 3 in
DEPTH TO WATER ft
LOGGED BY Walter McKenna
CHECKED BY Josie Lynch

Depth	Recovery (%)	PID	Sample ID	Graphic	Material Description
0.5	100	0.1	24D-0195-AS		Silt (ML), 5-15% fine to medium sand. Roots throughout. [TOPSOIL] - Brown, moist, loose - No odor, no staining
1.0					Silty sand with gravel (SM), fine to coarse, rounded, 25-35% coarse gravel, 10-20% silt. [NATIVE] - Brown, moist, loose - No odor, no staining
					Boring terminated at 1 feet
1.5					
2.0					
2.5					
3.0					
3.5					

Remarks:

AECOM

Boring Number: 24D-0196

TOTAL DEPTH: 1.40 ft

CLIENT USEPA R1
PROJECT NAME Lower Neponset River
PROJECT NUMBER MAN000102204
SITE NAME Lower Neponset River
DATE STARTED 28-Jun-2024 10:15
DATE COMPLETED 28-Jun-2024 11:24
DRILLING CONTRACTOR AECOM
EASTING 770852.1 **NORTHING** 2923673.9
DRILLING METHOD Hand Auger/Tile Spade
HOLE DIAMETER 2 in
DEPTH TO WATER 0.80 ft
LOGGED BY Bill Abrahams-Dematte
CHECKED BY Josie Lynch

Depth	Recovery (%)	PID	Sample ID	Graphic	Material Description
0.5	100	0	24D-0196-AS		Organic soil (OL). Roots present. [NATIVE] - Brown to black, wet, very soft - No odor, no staining
1.0	100	0	24D-0196-BS		Silty sand (SM), fine to coarse, 35-45% silt, <10% fine gravel. Roots present. [NATIVE] - Gray to brown, wet, loose - No odor, no staining
1.5					Boring terminated at 1.4 feet
2.0					
2.5					
3.0					
3.5					
4.0					

Remarks:

AECOM

Boring Number: 24D-0197

TOTAL DEPTH: 2.40 ft

CLIENT USEPA R1
PROJECT NAME Lower Neponset River
PROJECT NUMBER MAN000102204
SITE NAME Lower Neponset River
DATE STARTED 06-Jun-2024 14:37
DATE COMPLETED 06-Jun-2024 15:39
DRILLING CONTRACTOR AECOM
EASTING 770967.4 **NORTHING** 2923674.5
DRILLING METHOD Hand Auger/Tile Spade
HOLE DIAMETER 3 in
DEPTH TO WATER ft
LOGGED BY Walter McKenna
CHECKED BY Josie Lynch

Depth	Recovery (%)	PID	Sample ID	Graphic	Material Description
0.5	100	0	24D-0197-AS		Silt with gravel (ML), 10-20% fine to coarse gravel, moderate root content. [NATIVE] - Light brown, dry, soft - No odor, no staining
1.0					
1.5	100	0	24D-0197-BS		Silty sand with gravel (SM), fine to coarse, rounded, 30-40% silt, 15-25% fine to coarse gravel. [NATIVE] - Gray to brown, dry, soft - No odor, no staining
2.0	100	0	24D-0197-CS		
2.5					Boring terminated at 2.4 feet
3.0					
3.5					
4.0					
4.5					
5.0					

Remarks:

AECOM

Boring Number: 24D-0198

TOTAL DEPTH: 1.90 ft

CLIENT USEPA R1
PROJECT NAME Lower Neponset River
PROJECT NUMBER MAN000102204
SITE NAME Lower Neponset River
DATE STARTED 28-Jun-2024 09:28
DATE COMPLETED 28-Jun-2024 10:13
DRILLING CONTRACTOR AECOM
EASTING 771064.1 **NORTHING** 2923719.4
DRILLING METHOD Hand Auger/Tile Spade
HOLE DIAMETER 2 in
DEPTH TO WATER ft
LOGGED BY Bill Abrahams-Dematte
CHECKED BY Josie Lynch

Depth	Recovery (%)	PID	Sample ID	Graphic	Material Description
0.5	100	0	24D-0198-AS 24D-0198-AD		Silt (ML). Trace fine sand and gravel, roots, and root mat at top. [NATIVE] - Brown, dry, soft - No odor, no staining
1.0	100	0	24D-0198-BS		Well-graded sand (SW), fine to coarse, <10% fine gravel. Refused at 1.5 ft on cobbles. Hole keeps collapsing. [NATIVE] - Light brown, dry, very loose - No odor, no staining
1.5	0				Well-graded sand (SW), fine to coarse, 35-45% cobbles. All cobbles and loose, hole kept collapsing.[NATIVE] - Light brown, dry, medium dense - No odor, no staining
2.0					Boring terminated at 1.9 feet
2.5					
3.0					
3.5					
4.0					
4.5					

Remarks:

AECOM

Boring Number: 24D-0200

TOTAL DEPTH: 1.60 **ft**

CLIENT USEPA R1
PROJECT NAME Lower Neponset River
PROJECT NUMBER MAN000102204
SITE NAME Lower Neponset River
DATE STARTED 28-Jun-2024 08:02
DATE COMPLETED 28-Jun-2024 09:20
DRILLING CONTRACTOR AECOM
EASTING 771256.6 **NORTHING** 2923742.6
DRILLING METHOD Hand Auger/Tile Spade
HOLE DIAMETER 2 in
DEPTH TO WATER ft
LOGGED BY Bill Abrahams-Dematte
CHECKED BY Josie Lynch

Depth	Recovery (%)	PID	Sample ID	Graphic	Material Description
0.5	100	0.1	24D-0200-AS		Silt (ML), <10% fine sand. Root mat, roots present. [NATIVE] - Brown to black, dry, soft - No odor, no staining
					Silty sand with gravel (SM), fine, 10-20% coarse sand fine gravel and silt. Roots, trace medium sand and cobbles. [NATIVE] - Red-Brown, dry, loose - No odor, no staining
1.0	100	0	24D-0200-BS		Silty sand (SM), fine, 25-35% silt, 5-15% fine to coarse gravel, <10% cobbles. [NATIVE] - Light brown, dry, loose - No odor, no staining
1.5					Boring terminated at 1.6 feet
2.0					
2.5					
3.0					
3.5					
4.0					

Remarks:

AECOM

Boring Number: 24D-0201

TOTAL DEPTH: 2.00 ft

CLIENT USEPA R1
PROJECT NAME Lower Neponset River
PROJECT NUMBER MAN000102204
SITE NAME Lower Neponset River
DATE STARTED 28-Jun-2024 13:30
DATE COMPLETED 28-Jun-2024 14:45
DRILLING CONTRACTOR AECOM
EASTING 771344.8 **NORTHING** 2923754.2
DRILLING METHOD Hand Auger/Tile Spade
HOLE DIAMETER 2 in
DEPTH TO WATER ft
LOGGED BY Bill Abrahams-Dematte
CHECKED BY Josie Lynch

Depth	Recovery (%)	PID	Sample ID	Graphic	Material Description
0.5	100	0	24D-0201-AS		Silt (ML), <10% fine sand. Roots throughout, root mat. [NATIVE] - Brown to black, dry, soft - No odor, no staining
1.0					Silt with sand (ML), 5-15% fine to coarse sand, <10% coarse gravel. Roots throughout. [NATIVE] - Gray to brown, dry, soft - No odor, no staining
1.5	100	0	24D-0201-BS		
2.0					Boring terminated at 2 feet
2.5					
3.0					
3.5					
4.0					
4.5					

Remarks:

AECOM

Boring Number: 24D-0202

TOTAL DEPTH: 0.80 ft

CLIENT USEPA R1
PROJECT NAME Lower Neponset River
PROJECT NUMBER MAN000102204
SITE NAME Lower Neponset River
DATE STARTED 01-Jul-2024 08:25
DATE COMPLETED 01-Jul-2024 09:15
DRILLING CONTRACTOR AECOM
EASTING 771427.2 **NORTHING** 2923765.7
DRILLING METHOD Hand Auger/Tile Spade
HOLE DIAMETER 2 in
DEPTH TO WATER 0.30 ft
LOGGED BY Bill Abrahams-Dematte
CHECKED BY Josie Lynch

Depth	Recovery (%)	PID	Sample ID	Graphic	Material Description
0					Silt (ML), 5-15% fine sand. Roots present. [NATIVE] - Brown to black, wet, very soft - No odor, no staining
0.5	100	0	24D-0202-AS		Silty gravel with sand (GM), fine, angular, 20-30% coarse sand and silt. Refused on cobble/boulder. [NATIVE] - Brown, wet, very loose - No odor, no staining
1.0					Boring terminated at 0.8 feet
1.5					
2.0					
2.5					
3.0					

Remarks:

AECOM

Boring Number: 24D-0203

TOTAL DEPTH: 2.90 ft

CLIENT USEPA R1
PROJECT NAME Lower Neponset River
PROJECT NUMBER MAN000102204
SITE NAME Lower Neponset River
DATE STARTED 01-Jul-2024 09:20
DATE COMPLETED 01-Jul-2024 10:15
DRILLING CONTRACTOR AECOM
EASTING 771537.1 **NORTHING** 2923744.0
DRILLING METHOD Hand Auger/Tile Spade
HOLE DIAMETER 2 in
DEPTH TO WATER ft
LOGGED BY Bill Abrahams-Dematte
CHECKED BY Josie Lynch

Depth	Recovery (%)	PID	Sample ID	Graphic	Material Description
0.5	100	0	24D-0203-AS		Silt (ML). Roots, trace coarse sand. [NATIVE] - Brown, dry, very soft - No odor, no staining
1.0					
1.5	100	0	24D-0203-BS		Silt with sand (ML), 20-30% fine sand. Roots, trace fine gravel. [NATIVE] - Brown, dry, very loose - No odor, no staining
2.0					
2.5	100	0	24D-0203-CS		Sandy silt (ML), 25-35% fine sand, <10% fine gravel. [NATIVE] - Brown, dry, very loose - No odor, no staining
3.0					Boring terminated at 2.9 feet
3.5					
4.0					
4.5					
5.0					
5.5					

Remarks:

AECOM

Boring Number: 24D-0204

TOTAL DEPTH: 1.90 ft

CLIENT USEPA R1
PROJECT NAME Lower Neponset River
PROJECT NUMBER MAN000102204
SITE NAME Lower Neponset River
DATE STARTED 22-May-2024 14:20
DATE COMPLETED 22-May-2024 15:35
DRILLING CONTRACTOR AECOM
EASTING 771815.5 **NORTHING** 2923789.9
DRILLING METHOD Hand Auger/Tile Spade
HOLE DIAMETER 3 in
DEPTH TO WATER ft
LOGGED BY Walter McKenna
CHECKED BY Josie Lynch

Depth	Recovery (%)	PID	Sample ID	Graphic	Material Description
0.5	100	0	24D-0204-AS		Silty sand (SM), fine to medium, rounded, 20-30% silt. Fine root masses throughout. [FILL] - Black, dry, very loose - No odor, no staining
1.0					Silty sand (SM), fine to medium, rounded, 10-20% silt. Fine root masses throughout. [NATIVE] - Brown to black, dry, very loose - No odor, no staining
1.5	100	0	24D-0204-BS		Silty sand (SM), fine to medium, rounded, 10-20% silt, <10% coarse gravel. Fine and thick root masses present. [NATIVE] - Brown to black, dry, loose - No odor, no staining
2.0					Boring terminated at 1.9 feet
2.5					
3.0					
3.5					
4.0					

Remarks:

AECOM

Boring Number: 24D-0205

TOTAL DEPTH: 2.00 ft

CLIENT USEPA R1
PROJECT NAME Lower Neponset River
PROJECT NUMBER MAN000102204
SITE NAME Lower Neponset River
DATE STARTED 22-May-2024 12:57
DATE COMPLETED 22-May-2024 14:08
DRILLING CONTRACTOR AECOM
EASTING 771908.6 **NORTHING** 2923823.8
DRILLING METHOD Hand Auger/Tile Spade
HOLE DIAMETER 3 in
DEPTH TO WATER 0.30 ft
LOGGED BY Walter McKenna
CHECKED BY Josie Lynch

Depth	Recovery (%)	PID	Sample ID	Graphic	Material Description
0.5	100	0	24D-0205-AS		Silt (ML). Thin roots present throughout. [NATIVE] - Brown to black, wet, soft - No odor, no staining
1.0					
1.5	100	0	24D-0205-BS		Gravelly silt (ML), 25-35% fine to coarse gravel. [NATIVE] - Brown to black, wet, very soft - No odor, no staining
2.0					Boring terminated at 2 feet
2.5					
3.0					
3.5					
4.0					

Remarks:

AECOM

Boring Number: 24D-0206

TOTAL DEPTH: 3.00 ft

CLIENT USEPA R1
PROJECT NAME Lower Neponset River
PROJECT NUMBER MAN000102204
SITE NAME Lower Neponset River
DATE STARTED 22-May-2024 10:28
DATE COMPLETED 22-May-2024 12:11
DRILLING CONTRACTOR AECOM
EASTING 772000.1 **NORTHING** 2923890.9
DRILLING METHOD Hand Auger/Tile Spade
HOLE DIAMETER 3 in
DEPTH TO WATER 2.20 ft
LOGGED BY Walter McKenna
CHECKED BY Josie Lynch

Depth	Recovery (%)	PID	Sample ID	Graphic	Material Description
0.5	100	0	24D-0206-AS		Lean clay (CL), significant fine root mass. [NATIVE] - Dark brown, moist, soft - No odor, no staining
1.0					
1.5	100	0	24D-0206-BS		
2.0					Gravelly silt with sand (ML), 15-25% fine to coarse gravel, 15-25% fine to medium sand, 15-25% clay. [NATIVE] - Light brown, wet, soft - No odor, no staining
2.5	100	0	24D-0206-CS		
3.0					Boring terminated at 3 feet
3.5					
4.0					

Remarks:

AECOM

Boring Number: 24D-0207

TOTAL DEPTH: 1.40 ft

CLIENT USEPA R1
PROJECT NAME Lower Neponset River
PROJECT NUMBER MAN000102204
SITE NAME Lower Neponset River
DATE STARTED 22-May-2024 08:33
DATE COMPLETED 22-May-2024 10:02
DRILLING CONTRACTOR AECOM
EASTING 772100.0 **NORTHING** 2923835.8
DRILLING METHOD Hand Auger/Tile Spade
HOLE DIAMETER 3 in
DEPTH TO WATER ft
LOGGED BY Walter McKenna
CHECKED BY Josie Lynch

Depth	Recovery (%)	PID	Sample ID	Graphic	Material Description
0.5	100	0	24D-0207-AS		Silt (ML), 35-45% silt, 25-35% cobbles, 15-25% peat. Constituent listed as peat is root matter. [FILL] - Dry, very soft - No odor, no staining
1.0					Silt (ML), 35-45% cobbles. [FILL] - Black, dry, very soft - No odor, no staining
	100	0	24D-0207-BS		Gravelly silt (ML), 30-40% fine to coarse gravel. Large rock at 1.4 refusal. [FILL] - Dry, very soft - No odor, no staining
1.5					Boring terminated at 1.4 feet
2.0					
2.5					
3.0					
3.5					
4.0					

Remarks:

AECOM

Boring Number: 24D-0208

TOTAL DEPTH: 3.00 ft

CLIENT USEPA R1
PROJECT NAME Lower Neponset River
PROJECT NUMBER MAN000102204
SITE NAME Lower Neponset River
DATE STARTED 10-Jul-2024 10:58
DATE COMPLETED 10-Jul-2024 12:26
DRILLING CONTRACTOR AECOM
EASTING 772193.7 **NORTHING** 2923891.9
DRILLING METHOD Hand Auger/Tile Spade
HOLE DIAMETER 2 in
DEPTH TO WATER 0.80 ft
LOGGED BY Bill Abrahams-Dematte
CHECKED BY Josie Lynch

Depth	Recovery (%)	PID	Sample ID	Graphic	Material Description
0.5	100	0	24D-0208-AS		Silt (ML), <10% clay. Trace roots. [NATIVE] - Dark brown to Dark gray, moist, very soft - Swampy, no staining
1.0					
1.5	100	0	24D-0208-BS		Silt (ML), <10% clay. [NATIVE] - Dark brown to Dark gray, wet, very soft - Hydrocarbon odor, no staining
2.0					
2.5	100	0	24D-0208-CS		Silt (ML), Saturated. [NATIVE] - Black, wet, very soft - No odor, no staining
3.0					Silt (ML), <10% fine sand. [NATIVE] - Dark brown to Dark Gray, wet, soft - No odor, no staining Boring terminated at 3 feet
3.5					
4.0					
4.5					
5.0					
5.5					
6.0					

Remarks:

AECOM

Boring Number: 24D-0209

TOTAL DEPTH: 1.70 ft

CLIENT USEPA R1
PROJECT NAME Lower Neponset River
PROJECT NUMBER MAN000102204
SITE NAME Lower Neponset River
DATE STARTED 10-Jul-2024 12:52
DATE COMPLETED 10-Jul-2024 14:00
DRILLING CONTRACTOR AECOM
EASTING 772370.6 **NORTHING** 2923881.7
DRILLING METHOD Hand Auger/Tile Spade
HOLE DIAMETER 2 in
DEPTH TO WATER ft
LOGGED BY Bill Abrahams-Dematte
CHECKED BY Josie Lynch

Depth	Recovery (%)	PID	Sample ID	Graphic	Material Description
0.5	100	0	24D-0209-AS		Silt with sand (ML), 5-15% fine sand <10% fine gravel. Top 0.2 ft. root mat, then roots. Gravel is angular Shara of shale related to adjacent outcrop. [NATIVE] - Brown, dry, very loose - No odor, no staining
1.0					
1.5	100	0	24D-0209-BS		Poorly graded sand (SP), fine to medium, <10% fine gravel and coarse sand. [NATIVE] - Brown, dry, very loose - No odor, no staining
2.0					Boring terminated at 1.7 feet
2.5					
3.0					
3.5					
4.0					

Remarks:

AECOM

Boring Number: 24D-0210

TOTAL DEPTH: 0.40 ft

CLIENT USEPA R1
PROJECT NAME Lower Neponset River
PROJECT NUMBER MAN000102204
SITE NAME Lower Neponset River
DATE STARTED 01-Jul-2024 10:22
DATE COMPLETED 01-Jul-2024 10:54
DRILLING CONTRACTOR AECOM
EASTING 772467.0 **NORTHING** 2923882.2
DRILLING METHOD Hand Auger/Tile Spade
HOLE DIAMETER 2 in
DEPTH TO WATER ft
LOGGED BY Bill Abrahams-Dematte
CHECKED BY Josie Lynch

Depth	Recovery (%)	PID	Sample ID	Graphic	Material Description
	100	0	24D-0210-AS		Organic matter, 25-35% silt and fine to coarse sand, <10% fine gravel. Root mat with silt/sand/gravel. Refusal 0.4 ft on bedrock. [NATIVE] - Brown to black, moist, firm - No odor, no staining
0.5					Boring terminated at 0.4 feet
1.0					
1.5					
2.0					
2.5					

Remarks:

AECOM

Boring Number: 24D-0211

TOTAL DEPTH: 0.80 ft

CLIENT USEPA R1
PROJECT NAME Lower Neponset River
PROJECT NUMBER MAN000102204
SITE NAME Lower Neponset River
DATE STARTED 01-Jul-2024 10:55
DATE COMPLETED 01-Jul-2024 11:53
DRILLING CONTRACTOR AECOM
EASTING 772564.6 **NORTHING** 2923871.5
DRILLING METHOD Hand Auger/Tile Spade
HOLE DIAMETER 2 in
DEPTH TO WATER ft
LOGGED BY Bill Abrahams-Dematte
CHECKED BY Josie Lynch

Depth	Recovery (%)	PID	Sample ID	Graphic	Material Description
0	100	0	24D-0211-AS 24D-0211-AD		Organic matter, 35-45% silt. Root mat with silt. [NATIVE] - Brown, dry, soft - No odor, no staining
0.5					Poorly graded sand (SP), fine, 5-15% fine gravel and coarse sand. Trace silt. [NATIVE] - Gray, dry, loose - No odor, no staining
1.0					Boring terminated at 0.8 feet
1.5					
2.0					
2.5					
3.0					

Remarks:

AECOM

Boring Number: 24D-0212

TOTAL DEPTH: 1.40 ft

CLIENT USEPA R1
PROJECT NAME Lower Neponset River
PROJECT NUMBER MAN000102204
SITE NAME Lower Neponset River
DATE STARTED 01-Jul-2024 12:24
DATE COMPLETED 01-Jul-2024 13:10
DRILLING CONTRACTOR AECOM
EASTING 772660.7 **NORTHING** 2923860.9
DRILLING METHOD Hand Auger/Tile Spade
HOLE DIAMETER 2 in
DEPTH TO WATER ft
LOGGED BY Bill Abrahams-Dematte
CHECKED BY Josie Lynch

Depth	Recovery (%)	PID	Sample ID	Graphic	Material Description
0.5	100	0	24D-0212-AS		Poorly graded sand with silt (SW-SM), fine, 5-15% silt. Trace medium sand and gravel. [FILL] - Brown, dry, very loose - No odor, no staining
1.0	100	0	24D-0212-BS		Poorly graded sand (SP), fine, <10% coarse sand and fine gravel. Roots present, trace silt. Refused on roots. [FILL] - Light-Brown, dry, loose - No odor, no staining
1.5					Boring terminated at 1.4 feet
2.0					
2.5					
3.0					
3.5					
4.0					

Remarks:

AECOM

Boring Number: 24D-0213

TOTAL DEPTH: 1.00 ft

CLIENT USEPA R1
PROJECT NAME Lower Neponset River
PROJECT NUMBER MAN000102204
SITE NAME Lower Neponset River
DATE STARTED 01-Jul-2024 13:12
DATE COMPLETED 01-Jul-2024 13:52
DRILLING CONTRACTOR AECOM
EASTING 772755.7 **NORTHING** 2923861.4
DRILLING METHOD Hand Auger/Tile Spade
HOLE DIAMETER 2 in
DEPTH TO WATER ft
LOGGED BY Bill Abrahams-Dematte
CHECKED BY Josie Lynch

Depth	Recovery (%)	PID	Sample ID	Graphic	Material Description
0.5	100	0	24D-0213-AS		Silt (ML). Heavy root mat and roots. [NATIVE] - Brown, dry, soft - No odor, no staining
1.0					Boring terminated at 1 feet
1.5					
2.0					
2.5					
3.0					
3.5					

Remarks:

AECOM

Boring Number: 24D-0214

TOTAL DEPTH: 2.00 **ft**

CLIENT USEPA R1
PROJECT NAME Lower Neponset River
PROJECT NUMBER MAN000102204
SITE NAME Lower Neponset River
DATE STARTED 10-Jul-2024 14:04
DATE COMPLETED 10-Jul-2024 15:00
DRILLING CONTRACTOR AECOM
EASTING 772852.0 **NORTHING** 2923884.1
DRILLING METHOD Hand Auger/Tile Spade
HOLE DIAMETER 2 in
DEPTH TO WATER ft
LOGGED BY Bill Abrahams-Dematte
CHECKED BY Josie Lynch

Depth	Recovery (%)	PID	Sample ID	Graphic	Material Description
0.5	100	0	24D-0214-AS		Silt (ML). Roots and root mat. - Brown, dry, very loose - No odor, no staining
1.0					
1.5	100	0	24D-0214-BS		Silt (ML). Roots, trace coarse sand/fine gravel. Refusal 2 ft on cobbles. [NATIVE] - Brown, dry, very loose - No odor, no staining
2.0					Boring terminated at 2 feet
2.5					
3.0					
3.5					
4.0					
4.5					

Remarks:

AECOM

Boring Number: 24D-0215

TOTAL DEPTH: 1.50 ft

CLIENT USEPA R1
PROJECT NUMBER MAN000102204
DATE STARTED 10-Jun-2024 09:00
DRILLING CONTRACTOR AECOM
DRILLING METHOD Hand Auger/Tile Spade
LOGGED BY Bill Abrahams-Dematte

PROJECT NAME Lower Neponset River
SITE NAME Lower Neponset River
DATE COMPLETED 10-Jun-2024 10:50
EASTING 758180.1 **NORTHING** 2917030.7
HOLE DIAMETER 2 in
DEPTH TO WATER 0.40 ft
CHECKED BY Josie Lynch

Depth	Recovery (%)	PID	Sample ID	Graphic	Material Description
0.5	100	0	24D-0215-AS 24D-0215-AD		Well-graded gravel with sand (GW), fine to coarse, subangular, 35-45% fine to coarse sand. Trace silt. Brick and other anthropogenic material on point bar. [NATIVE] - Brown, wet, very loose - No odor, no staining
1.0	100	0	24D-0215-BS		Well-graded sand with gravel (SW), fine to coarse, angular, 10-20% fine to coarse gravellight brown, trace cobbles. Refused 1.5 ft. - Brown, wet, very loose - No staining
1.5					Boring terminated at 1.5 feet
2.0					
2.5					
3.0					
3.5					
4.0					

Remarks:

AECOM

Boring Number: 24D-0216

TOTAL DEPTH: 2.00 ft

CLIENT USEPA R1
PROJECT NAME Lower Neponset River
PROJECT NUMBER MAN000102204
SITE NAME Lower Neponset River
DATE STARTED 10-Jun-2024 10:55
DATE COMPLETED 10-Jun-2024 11:50
DRILLING CONTRACTOR AECOM
EASTING 758199.1 **NORTHING** 2917041.9
DRILLING METHOD Hand Auger/Tile Spade
HOLE DIAMETER 2 in
DEPTH TO WATER 0.40 ft
LOGGED BY Bill Abrahams-Dematte
CHECKED BY Josie Lynch

Depth	Recovery (%)	PID	Sample ID	Graphic	Material Description
0.5	100	0	24D-0216-AS		Silt (ML), <10% fine sand. Thin cover silt over sands. [NATIVE] - Brown to black, moist, soft - No odor, no staining
1.0					Well-graded sand (SW), fine to coarse, 5-15% fine to coarse gravel. [NATIVE] - Reddish brown, wet, very loose - No odor, no staining
1.5	50	0	24D-0216-BS		Well-graded sand with gravel (SW), fine to coarse, angular, 35-45% fine to coarse gravel. Sediments too coarse, could not maintain open hole. Insufficient sample. [NATIVE] - Brown to black, wet, very loose - No odor, no staining
2.0					Boring terminated at 2 feet
2.5					
3.0					
3.5					
4.0					
4.5					

Remarks:

AECOM

Boring Number: 24D-0217

TOTAL DEPTH: 2.00 ft

CLIENT USEPA R1
PROJECT NAME Lower Neponset River
PROJECT NUMBER MAN000102204
SITE NAME Lower Neponset River
DATE STARTED 10-Jun-2024 23:55
DATE COMPLETED 10-Jun-2024 13:00
DRILLING CONTRACTOR AECOM
EASTING 758192.9 **NORTHING** 2917030.7
DRILLING METHOD Hand Auger/Tile Spade
HOLE DIAMETER 2 in
DEPTH TO WATER 0.30 ft
LOGGED BY Bill Abrahams-Dematte
CHECKED BY Josie Lynch

Depth	Recovery (%)	PID	Sample ID	Graphic	Material Description
0.5	100	0	24D-0217-AS		Well-graded sand with gravel (SW), fine to coarse, angular, 10-20% fine to coarse gravel, <10% cobbles. Hole collapsed upon sample retrieval. [NATIVE] - Brown, wet, very loose - No odor, no staining
1.0					
1.5	70	0	24D-0217-BS		
2.0					Boring terminated at 2 feet
2.5					
3.0					
3.5					
4.0					
4.5					

Remarks:

AECOM

Boring Number: 24D-0218

TOTAL DEPTH: 3.00 ft

CLIENT USEPA R1
PROJECT NAME Lower Neponset River
PROJECT NUMBER MAN000102204
SITE NAME Lower Neponset River
DATE STARTED 17-Jul-2024 09:54
DATE COMPLETED 17-Jul-2024 10:53
DRILLING CONTRACTOR AECOM
EASTING 765670.0 **NORTHING** 2922114.0
DRILLING METHOD Hand Auger/Tile Spade
HOLE DIAMETER 3 in
DEPTH TO WATER 2.20 ft
LOGGED BY Walter McKenna
CHECKED BY Josie Lynch

Depth	Recovery (%)	PID	Sample ID	Graphic	Material Description
0.5	100	0.1	24D-0218-AS		Poorly graded sand (SP), fine, rounded. [NATIVE] - Gray to brown, moist, soft - No odor, no staining
1.0					Silt (ML), 5-15% fine sand. Roots present throughout. Trash present. [NATIVE] - Brown, moist, soft - No odor, no staining
1.5	100	0	24D-0218-BS		Silt with sand (ML), 15-25% fine sand, <10% gravel. Roots and trash present throughout. [NATIVE] - Brown, moist, soft - No odor, no staining
2.0					
2.5	100	0	24D-0218-CS		Silty sand with gravel (SM), medium to coarse, angular, 10-20% silt, 10-20% fine to coarse gravel. Greenish staining closer to 2.6-2.7ft. [NATIVE] - Gray, moist, loose - No odor, no staining
3.0					Sandy silt (ML), 25-35% fine to medium sand. [NATIVE] - Gray, moist, soft - No odor, no staining
3.5					
4.0					Boring terminated at 3 feet
4.5					
5.0					
5.5					
6.0					

Remarks:

AECOM

Boring Number: 24D-0219

TOTAL DEPTH: 1.50 ft

CLIENT USEPA R1
PROJECT NAME Lower Neponset River
PROJECT NUMBER MAN000102204
SITE NAME Lower Neponset River
DATE STARTED 17-Jul-2024 11:18
DATE COMPLETED 17-Jul-2024 12:22
DRILLING CONTRACTOR AECOM
EASTING 765778.5 **NORTHING** 2922314.7
DRILLING METHOD Hand Auger/Tile Spade
HOLE DIAMETER 3 in
DEPTH TO WATER ft
LOGGED BY Walter McKenna
CHECKED BY Josie Lynch

Depth	Recovery (%)	PID	Sample ID	Graphic	Material Description
0.5	100	0	24D-0219-AS		Silt (ML), <10% fine to coarse gravel. Dense root masses present. Abundant glass. [NATIVE] - Brown, dry, very loose - No odor, no staining
1.0	100	0	24D-0219-BS		Silt with sand (ML), 5-15% fine sand, <10% fine to coarse gravel. Roots throughout. [NATIVE] - Dry, very loose - No odor, no staining
1.5					Boring terminated at 1.5 feet
2.0					
2.5					
3.0					
3.5					
4.0					

Remarks:

Attachment 3 Soil Photo Log

PHOTOGRAPHIC LOG

Facility Name:	Site Location:	Project No.
Lower Neponset River	Boston and Milton, Massachusetts	60703400

Photo No. 1 24D-0207-AS lithology	Date/Start Time: 5/22/2024 8:33:00 AM	Location: 24D-0207	Direction:

Description:

AS soil sample : 0 - 1 ft



Photo No. 2 24D-0207 boring	Date/Start Time: 5/22/2024 8:33:00 AM	Location: 24D-0207	Direction:

Description:

Location 24D-0207
Borehole



PHOTOGRAPHIC LOG

Facility Name:	Site Location:	Project No.
Lower Neponset River	Boston and Milton, Massachusetts	60703400

Photo No. 3 24D-0207-BS lithology	Date/Start Time: 5/22/2024 8:33:00 AM	Location: 24D-0207	Direction:

Description:

BS soil sample : 1 - 1.4 ft



Photo No. 4 24D-0206-AS lithology	Date/Start Time: 5/22/2024 10:28:00 AM	Location: 24D-0206	Direction:

Description:

AS soil sample : 0 - 1 ft
MS/MSD



AECOM

PHOTOGRAPHIC LOG

Facility Name:	Site Location:	Project No.
Lower Neponset River	Boston and Milton, Massachusetts	60703400

Photo No. 5 24D-0206-BS lithology	Date/Start Time: 5/22/2024 10:28:00 AM	Location: 24D-0206	Direction:

Description:

BS soil sample : 1 - 2 ft



Photo No. 6 24D-0206-CS lithology	Date/Start Time: 5/22/2024 10:28:00 AM	Location: 24D-0206	Direction:

Description:

CS soil sample : 2 - 3 ft



PHOTOGRAPHIC LOG

Facility Name:	Site Location:	Project No.
Lower Neponset River	Boston and Milton, Massachusetts	60703400

Photo No. 7 24D-0206 boring	Date/Start Time: 5/22/2024 10:28:00 AM	Location: 24D-0206	Direction:

Description:

Location 24D-0206 Borehole



Photo No. 8 24D-0205 boring	Date/Start Time: 5/22/2024 12:57:00 PM	Location: 24D-0205	Direction:

Description:

Location 24D-205 Borehole



AECOM

PHOTOGRAPHIC LOG

Facility Name:	Site Location:	Project No.
Lower Neponset River	Boston and Milton, Massachusetts	60703400

Photo No. 9 24D-0205-AS lithology	Date/Start Time: 5/22/2024 12:57:00 PM	Location: 24D-0205	Direction:

Description:

AS soil sample: 0 -1 ft



Photo No. 10 24D-0205-BS lithology	Date/Start Time: 5/22/2024 12:57:00 PM	Location: 24D-0205	Direction:

Description:

BS soil sample : 1 - 2 ft

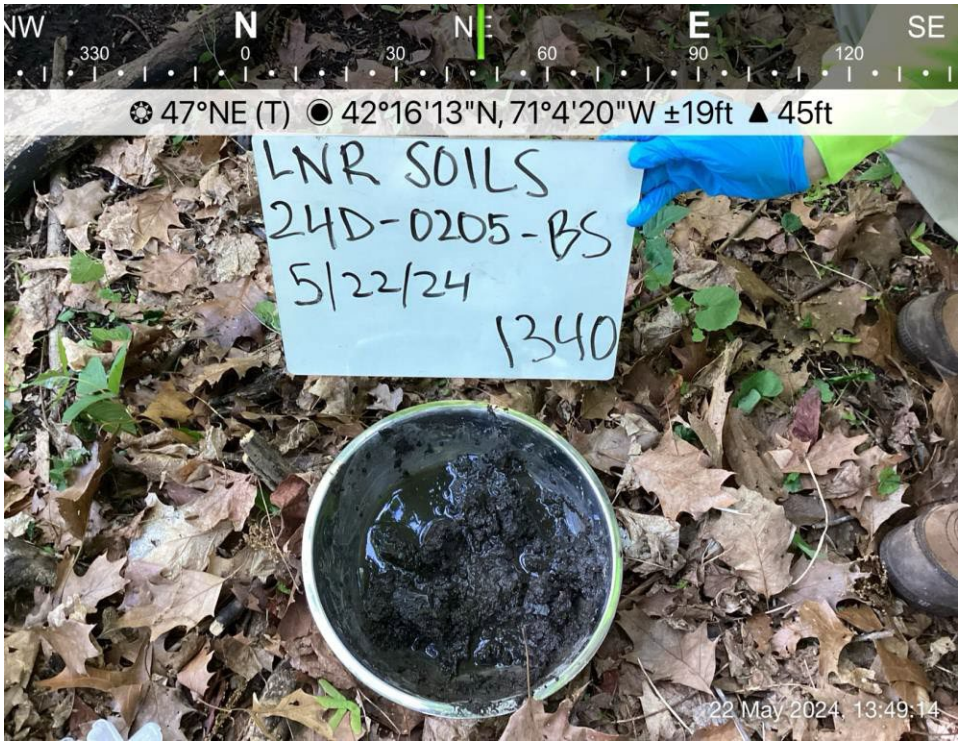

PHOTOGRAPHIC LOG

Facility Name:	Site Location:	Project No.
Lower Neponset River	Boston and Milton, Massachusetts	60703400

Photo No. 11 24D-0204 boring hole	Date/Start Time: 5/22/2024 2:20:00 PM	Location: 24D-0204	Direction:

Description:

Location 24D-204 Borehole



Photo No. 12 24D-0204-AS lithology	Date/Start Time: 5/22/2024 2:20:00 PM	Location: 24D-0204	Direction:

Description:

AS soil sample : 0 - 1 ft
The whiteboard sample ID should read "24D-0204-AS"



PHOTOGRAPHIC LOG

Facility Name:	Site Location:	Project No.
Lower Neponset River	Boston and Milton, Massachusetts	60703400

Photo No. 13 24D-0204-BS lithology	Date/Start Time: 5/22/2024 2:20:00 PM	Location: 24D-0204	Direction:

Description:

BS soil sample : 1 - 1.9 ft
The whiteboard Sample ID should read "24D-0204-BS"



Photo No. 14 24D-0112 boring holes	Date/Start Time: 5/23/2024 8:47:00 AM	Location: 24D-0112	Direction:

Description:

Location 24D-0112
Borehole
3 separate boring hole attempts.



PHOTOGRAPHIC LOG

Facility Name:	Site Location:	Project No.
Lower Neponset River	Boston and Milton, Massachusetts	60703400

Photo No. 15 24D-0112-AS lithology	Date/Start Time: 5/23/2024 8:47:00 AM	Location: 24D-0112	Direction:
Description: AS soil sample : 0 - 1 ft			

Photo No. 16 24D-0112-BS lithology	Date/Start Time: 5/23/2024 8:47:00 AM	Location: 24D-0112	Direction:
Description: BS soil sample : 1 - 1.4 ft			

PHOTOGRAPHIC LOG

Facility Name:	Site Location:	Project No.
Lower Neponset River	Boston and Milton, Massachusetts	60703400

Photo No. 17 24D-0108-AD/AS	Date/Start Time: 5/23/2024 11:11:00 AM	Location: 24D-0108	Direction:

Description:

AS/AD soil sample : 0 - 1 ft



Photo No. 18 24D-0108 boring hole	Date/Start Time: 5/23/2024 11:11:00 AM	Location: 24D-0108	Direction:

Description:

Location 24D-0108
Borehole



AECOM

PHOTOGRAPHIC LOG

Facility Name:	Site Location:	Project No.
Lower Neponset River	Boston and Milton, Massachusetts	60703400

Photo No. 19 24D-0108-BS lithology	Date/Start Time: 5/23/2024 11:11:00 AM	Location: 24D-0108	Direction:

Description:

BS soil sample : 1 - 2 ft
The time displayed on the whiteboard is incorrect.The sample ID should read "24D-0108-BS"



Photo No. 20 24D-0109-AS lithology	Date/Start Time: 5/23/2024 3:50:00 PM	Location: 24D-0109	Direction:

Description:

AS soil sample : 0 - 1 ft



PHOTOGRAPHIC LOG

Facility Name:	Site Location:	Project No.
Lower Neponset River	Boston and Milton, Massachusetts	60703400

Photo No. 21 24D-0109 boring hole	Date/Start Time: 5/23/2024 3:50:00 PM	Location: 24D-0109	Direction:
Description: Location 24D-0109 Borehole			

Photo No. 22 24D-0109-BS	Date/Start Time: 5/23/2024 3:50:00 PM	Location: 24D-0109	Direction:
Description: BS soil sample : 1 - 1.7 ft			

PHOTOGRAPHIC LOG

Facility Name:	Site Location:	Project No.
Lower Neponset River	Boston and Milton, Massachusetts	60703400

Photo No. 23 24D-0111 boring hole	Date/Start Time: 5/24/2024 8:20:00 AM	Location: 24D-0111	Direction:

Description:

Location 24D-0111-Borehole



Photo No. 24 24D-0111-AS lithology	Date/Start Time: 5/24/2024 8:20:00 AM	Location: 24D-0111	Direction:

Description:

AS soil sample : 0 - 1 ft



AECOM

PHOTOGRAPHIC LOG

Facility Name:	Site Location:	Project No.
Lower Neponset River	Boston and Milton, Massachusetts	60703400

Photo No. 25 24D-0111-BS lithology	Date/Start Time: 5/24/2024 8:20:00 AM	Location: 24D-0111	Direction:

Description:

BS soil sample : 1 - 1.8 ft



Photo No. 26 24D-0110-AS lithology	Date/Start Time: 5/24/2024 10:00:00 AM	Location: 24D-0110	Direction:

Description:

AS soil sample : 0 - 1 ft



PHOTOGRAPHIC LOG

Facility Name:	Site Location:	Project No.
Lower Neponset River	Boston and Milton, Massachusetts	60703400

Photo No. 27 24D-0110 boring holes	Date/Start Time: 5/24/2024 10:00:00 AM	Location: 24D-0110	Direction:

Description:

Location 24D-0110
Borehole



Photo No. 28 24D-0110-BS lithology	Date/Start Time: 5/24/2024 10:00:00 AM	Location: 24D-0110	Direction:

Description:

BS soil sample : 1 - 1.8 ft
L to R: 1-1.4’ rec., 1-1.8’ rec.



PHOTOGRAPHIC LOG

Facility Name:	Site Location:	Project No.
Lower Neponset River	Boston and Milton, Massachusetts	60703400

Photo No. 29 24D-0107-AS lithology	Date/Start Time: 5/24/2024 1:04:00 PM	Location: 24D-0107	Direction:

Description:

AS soil sample : 0 - 0.5 ft



Photo No. 30 24D-0107 boring holes	Date/Start Time: 5/24/2024 1:04:00 PM	Location: 24D-0107	Direction:

Description:

Location 24D-0107
Borehole
L to R (attempt number, depth): (3, 0.2'), (2, 0.5'), (1, 0.4'), (4, 0.4').



PHOTOGRAPHIC LOG

Facility Name:	Site Location:	Project No.
Lower Neponset River	Boston and Milton, Massachusetts	60703400

Photo No. 31 24D-0106 boring hole	Date/Start Time: 5/28/2024 8:42:00 AM	Location: 24D-0106	Direction:

Description:

Location 24D-0106
Borehole



Photo No. 32 24D-0106-AS lithology	Date/Start Time: 5/28/2024 8:42:00 AM	Location: 24D-0106	Direction:

Description:

AS soil sample : 0 - 1 ft



AECOM

PHOTOGRAPHIC LOG

Facility Name:	Site Location:	Project No.
Lower Neponset River	Boston and Milton, Massachusetts	60703400

Photo No. 33 24D-0106-BS Lithology	Date/Start Time: 5/28/2024 8:42:00 AM	Location: 24D-0106	Direction:

Description:

BS soil sample : 1 - 2 ft



Photo No. 34 24D-0106-CS lithology	Date/Start Time: 5/28/2024 8:42:00 AM	Location: 24D-0106	Direction:

Description:

CS soil sample : 2 - 2.5 ft



PHOTOGRAPHIC LOG

Facility Name:	Site Location:	Project No.
Lower Neponset River	Boston and Milton, Massachusetts	60703400

Photo No. 35 24D-0105-AS lithology	Date/Start Time: 5/28/2024 10:22:00 AM	Location: 24D-0105	Direction:
Description: AS soil sample : 0 - 1 ft			

Photo No. 36 24D-0105-BS lithology	Date/Start Time: 5/28/2024 10:22:00 AM	Location: 24D-0105	Direction:
Description: BS soil sample: 1 - 1.9 ft			

PHOTOGRAPHIC LOG

Facility Name:	Site Location:	Project No.
Lower Neponset River	Boston and Milton, Massachusetts	60703400

Photo No. 37 24D-0105 boring	Date/Start Time: 5/28/2024 10:22:00 AM	Location: 24D-0105	Direction:

Description:

Location 24D-0105
Borehole



Photo No. 38 24D-0049 boring	Date/Start Time: 5/28/2024 11:50:00 AM	Location: 24D-0049	Direction:

Description:

Location 24D-0049
Borehole



AECOM

PHOTOGRAPHIC LOG

Facility Name:	Site Location:	Project No.
Lower Neponset River	Boston and Milton, Massachusetts	60703400

Photo No. 39 24D-0049-BS	Date/Start Time: 5/28/2024 11:50:00 AM	Location: 24D-0049	Direction:

Description:

BS soil sample: 1 - 2 ft



Photo No. 40 24D-0049-AS	Date/Start Time: 5/28/2024 11:50:00 AM	Location: 24D-0049	Direction:

Description:

AS soil sample: 0 - 1 ft



PHOTOGRAPHIC LOG

Facility Name:	Site Location:	Project No.
Lower Neponset River	Boston and Milton, Massachusetts	60703400

Photo No. 41 24D-0049-AS	Date/Start Time: 5/28/2024 11:50:00 AM	Location: 24D-0049	Direction:

Description:

Location 24D-0049
Borehole
Disregard whiteboard label "AS".



Photo No. 42 24D-0104-AS lithology	Date/Start Time: 5/28/2024 12:35:00 PM	Location: 24D-0104	Direction:

Description:

AS soil sample: 0 - 1 ft
MS/MSD

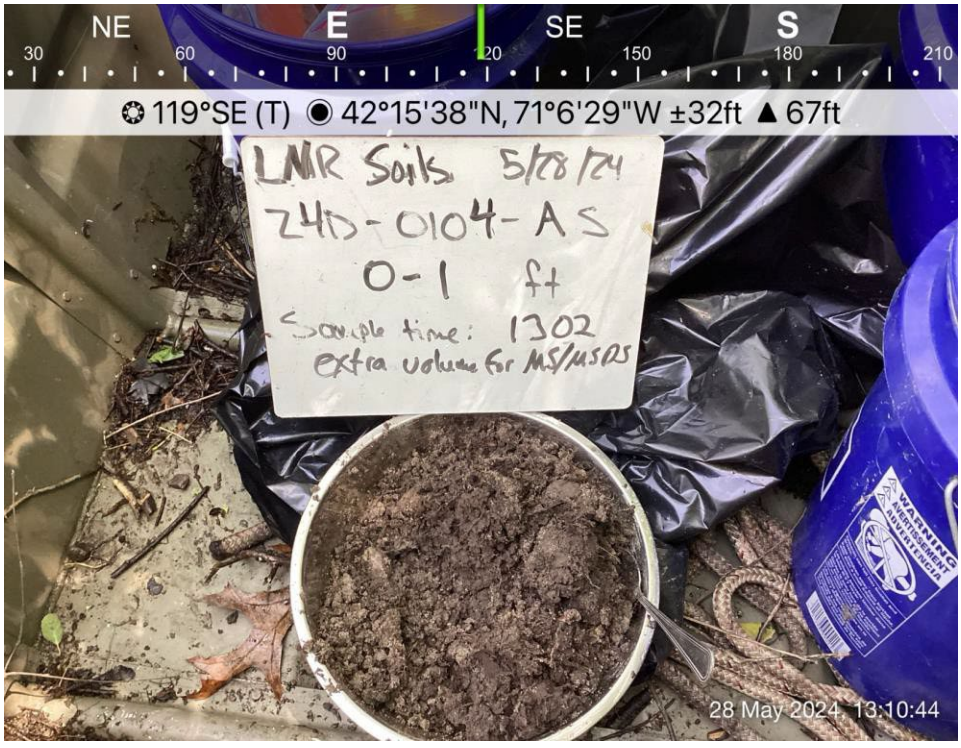

AECOM

PHOTOGRAPHIC LOG

Facility Name:	Site Location:	Project No.
Lower Neponset River	Boston and Milton, Massachusetts	60703400

Photo No. 43 24D-0104-BS lithology	Date/Start Time: 5/28/2024 12:35:00 PM	Location: 24D-0104	Direction:

Description:

BS soil sample: 1 - 1.6 ft



Photo No. 44 24D-0104 boring hole	Date/Start Time: 5/28/2024 12:35:00 PM	Location: 24D-0104	Direction:

Description:

Location 24D-0104
Borehole



PHOTOGRAPHIC LOG

Facility Name:	Site Location:	Project No.
Lower Neponset River	Boston and Milton, Massachusetts	60703400

Photo No. 45 24D-0050	Date/Start Time: 5/28/2024 2:30:00 PM	Location: 24D-0050	Direction:

Description:

Location 24D-0050
Borehole



Photo No. 46 24D-0050-AS	Date/Start Time: 5/28/2024 2:30:00 PM	Location: 24D-0050	Direction:

Description:

AS soil sample: 0 - 1 ft



PHOTOGRAPHIC LOG

Facility Name:	Site Location:	Project No.
Lower Neponset River	Boston and Milton, Massachusetts	60703400

Photo No. 47 24D-0103-AS lithology	Date/Start Time: 5/28/2024 2:40:00 PM	Location: 24D-0103	Direction:

Description:

AS soil sample: 0 - 0.4 ft
MS/MSD



Photo No. 48 24D-0103 boring	Date/Start Time: 5/28/2024 2:40:00 PM	Location: 24D-0103	Direction:

Description:

Location 24D-0103
Borehole



AECOM

PHOTOGRAPHIC LOG

Facility Name:	Site Location:	Project No.
Lower Neponset River	Boston and Milton, Massachusetts	60703400

Photo No. 49 24D-0050-BS	Date/Start Time: 5/29/2024 8:49:00 AM	Location: 24D-0050	Direction:

Description:

BS soil sample: 1 - 2 ft
This horizon was a continuation from 5/28/2024.

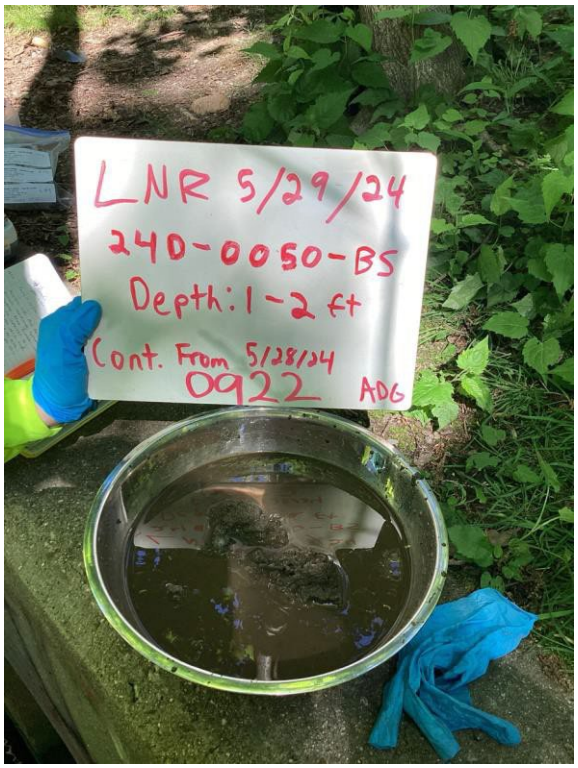

Photo No. 50 24D-0050	Date/Start Time: 5/29/2024 8:49:00 AM	Location: 24D-0050	Direction:

Description:

Location 24D-0050 General Setting



AECOM

PHOTOGRAPHIC LOG

Facility Name:	Site Location:	Project No.
Lower Neponset River	Boston and Milton, Massachusetts	60703400

Photo No. 51 24D-0050-CS	Date/Start Time: 5/29/2024 8:49:00 AM	Location: 24D-0050	Direction:

Description:

CS soil sample: 2 - 3 ft
This horizon was continued on from 5/28/2024.



Photo No. 52 24D-0006 boring hole	Date/Start Time: 5/29/2024 9:56:00 AM	Location: 24D-0006	Direction:

Description:

24D-0006 Borehole



PHOTOGRAPHIC LOG

Facility Name:	Site Location:	Project No.
Lower Neponset River	Boston and Milton, Massachusetts	60703400

Photo No. 53 24D-0006-BS lithology	Date/Start Time: 5/29/2024 9:56:00 AM	Location: 24D-0006	Direction:

Description:

BS soil sample: 1 - 2 ft



Photo No. 54 24D-0006-AS lithology	Date/Start Time: 5/29/2024 9:56:00 AM	Location: 24D-0006	Direction:

Description:

AS soil sample: 0 - 1 ft



PHOTOGRAPHIC LOG

Facility Name:	Site Location:	Project No.
Lower Neponset River	Boston and Milton, Massachusetts	60703400

Photo No. 55 24D-0006-CS lithology	Date/Start Time: 5/29/2024 9:56:00 AM	Location: 24D-0006	Direction:
Description: CS soil sample: 2 - 2.4 ft			

Photo No. 56 24D-0051	Date/Start Time: 5/29/2024 11:10:00 AM	Location: 24D-0051	Direction:
Description: Location 24D-0051 General Setting			

AECOM

PHOTOGRAPHIC LOG

Facility Name:	Site Location:	Project No.
Lower Neponset River	Boston and Milton, Massachusetts	60703400

Photo No. 57 24D-0051-AS	Date/Start Time: 5/29/2024 11:10:00 AM	Location: 24D-0051	Direction:

Description:

AS soil sample: 0 - 1 ft



Photo No. 58 24D-0051-BS	Date/Start Time: 5/29/2024 11:10:00 AM	Location: 24D-0051	Direction:

Description:

BS soil sample: 1 - 1.7 ft



AECOM

PHOTOGRAPHIC LOG

Facility Name:	Site Location:	Project No.
Lower Neponset River	Boston and Milton, Massachusetts	60703400

Photo No. 59 24D-0051-CS	Date/Start Time: 5/29/2024 11:10:00 AM	Location: 24D-0051	Direction:

Description:

CS soil sample: 2 - 2.7 ft



Photo No. 60 24D-0005-AS lithology	Date/Start Time: 5/29/2024 11:53:00 AM	Location: 24D-0005	Direction:

Description:

AS soil sample: 0 - 0.8 ft



PHOTOGRAPHIC LOG

Facility Name:	Site Location:	Project No.
Lower Neponset River	Boston and Milton, Massachusetts	60703400

Photo No. 61 24D-0005 boring hole	Date/Start Time: 5/29/2024 11:53:00 AM	Location: 24D-0005	Direction:
Description: Location 24D-0005 Borehole			

Photo No. 62 24D-0052-AS	Date/Start Time: 5/29/2024 1:40:00 PM	Location: 24D-0052	Direction:
Description: Location 24D-0052 General Setting			

AECOM

PHOTOGRAPHIC LOG

Facility Name:	Site Location:	Project No.
Lower Neponset River	Boston and Milton, Massachusetts	60703400

Photo No. 63 24D-0052-AS	Date/Start Time: 5/29/2024 1:40:00 PM	Location: 24D-0052	Direction:

Description:

AS soil sample: 0 - 1 ft



Photo No. 64 24D-0052-BS	Date/Start Time: 5/29/2024 1:40:00 PM	Location: 24D-0052	Direction:

Description:

BS soil sample: 1 - 2 ft

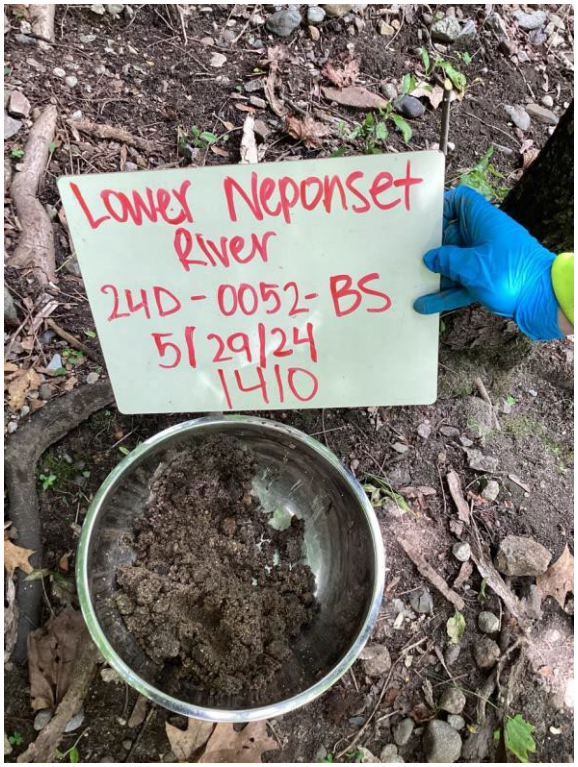

PHOTOGRAPHIC LOG

Facility Name:	Site Location:	Project No.
Lower Neponset River	Boston and Milton, Massachusetts	60703400

Photo No. 65 24D-0052 boring	Date/Start Time: 5/29/2024 1:40:00 PM	Location: 24D-0052	Direction:

Description:

Location 24D-0052
Borehole
CS refusal on rock combined with constant hole collapse.



Photo No. 66 24D-0004-BS	Date/Start Time: 5/29/2024 1:41:00 PM	Location: 24D-0004	Direction:

Description:

BS soil sample : 1 - 1.4 ft



PHOTOGRAPHIC LOG

Facility Name:	Site Location:	Project No.
Lower Neponset River	Boston and Milton, Massachusetts	60703400

Photo No. 67 24D-0004-AS lithology	Date/Start Time: 5/29/2024 1:41:00 PM	Location: 24D-0004	Direction:

Description:

AS soil sample : 0 - 1 ft



Photo No. 68 24D-0004 boring hole	Date/Start Time: 5/29/2024 1:41:00 PM	Location: 24D-0004	Direction:

Description:

Location 24D-0004
Borehole



PHOTOGRAPHIC LOG

Facility Name:	Site Location:	Project No.
Lower Neponset River	Boston and Milton, Massachusetts	60703400

Photo No. 69 24D-0055	Date/Start Time: 5/31/2024	Location: 24D-0055	Direction:

Description:

Location 24D-0055 General Setting



Photo No. 70 24D-0055-AS	Date/Start Time: 5/31/2024	Location: 24D-0055	Direction:

Description:

AS soil sample : 0 - 1 ft



AECOM

PHOTOGRAPHIC LOG

Facility Name:	Site Location:	Project No.
Lower Neponset River	Boston and Milton, Massachusetts	60703400

Photo No. 71 24D-0055-BS	Date/Start Time: 5/31/2024	Location: 24D-0055	Direction:

Description:

BS soil sample : 1 - 1.7 ft



Photo No. 72 24D-0053	Date/Start Time: 5/31/2024 8:39:00 AM	Location: 24D-0053	Direction:

Description:

Location 24D-0053 General Setting



AECOM

PHOTOGRAPHIC LOG

Facility Name:	Site Location:	Project No.
Lower Neponset River	Boston and Milton, Massachusetts	60703400

Photo No. 73 24D-0053-AS	Date/Start Time: 5/31/2024 8:39:00 AM	Location: 24D-0053	Direction:
Description: AS soil sample : 0 - 1 ft			

Photo No. 74 24D-0053-BS	Date/Start Time: 5/31/2024 8:39:00 AM	Location: 24D-0053	Direction:
Description: BS soil sample : 1 - 2 ft			

PHOTOGRAPHIC LOG

Facility Name:	Site Location:	Project No.
Lower Neponset River	Boston and Milton, Massachusetts	60703400

Photo No. 75 24D-0053-CS	Date/Start Time: 5/31/2024 8:39:00 AM	Location: 24D-0053	Direction:

Description:

CS soil sample : 2 - 2.5 ft

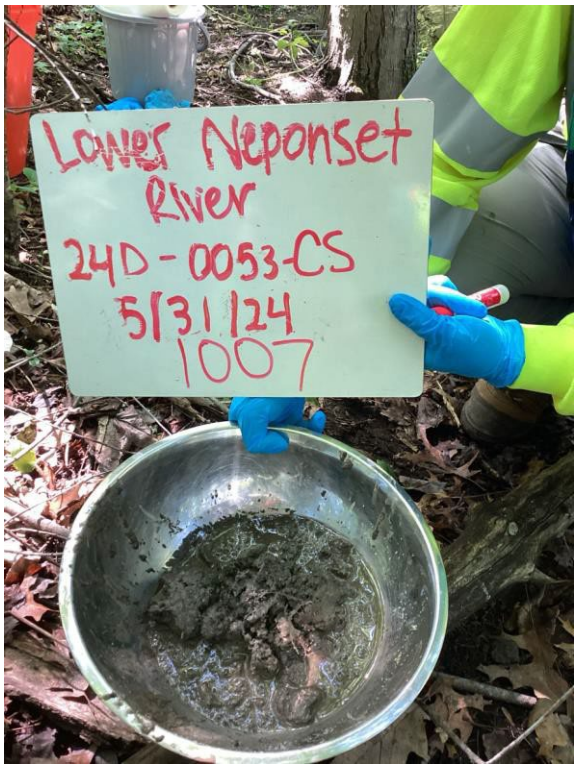

Photo No. 76 24D-0056-AS lithology	Date/Start Time: 5/31/2024 8:40:00 AM	Location: 24D-0056	Direction:

Description:

AS soil sample : 0 - 1 ft



PHOTOGRAPHIC LOG

Facility Name:	Site Location:	Project No.
Lower Neponset River	Boston and Milton, Massachusetts	60703400

Photo No. 77 24D-0056-BS lithology	Date/Start Time: 5/31/2024 8:40:00 AM	Location: 24D-0056	Direction:

Description:

BS soil sample : 1 - 1.8 ft



Photo No. 78 24D-0056 boring hole	Date/Start Time: 5/31/2024 8:40:00 AM	Location: 24D-0056	Direction:

Description:

Location 24D-0056 Borehole



PHOTOGRAPHIC LOG

Facility Name:	Site Location:	Project No.
Lower Neponset River	Boston and Milton, Massachusetts	60703400

Photo No. 79 24D-0057-AS lithology	Date/Start Time: 5/31/2024 10:10:00 AM	Location: 24D-0057	Direction:

Description:

AS soil sample : 0 - 1 ft



Photo No. 80 24D-0057 boring hole	Date/Start Time: 5/31/2024 10:10:00 AM	Location: 24D-0057	Direction:

Description:

Location 24D-0057
Borehole



PHOTOGRAPHIC LOG

Facility Name:	Site Location:	Project No.
Lower Neponset River	Boston and Milton, Massachusetts	60703400

Photo No. 81 24D-0054	Date/Start Time: 5/31/2024 10:38:00 AM	Location: 24D-0054	Direction:

Description:

Location 24D-0054 General Setting



Photo No. 82 24D-0054-AS	Date/Start Time: 5/31/2024 10:38:00 AM	Location: 24D-0054	Direction:

Description:

AS soil sample : 0 - 1 ft



AECOM

PHOTOGRAPHIC LOG

Facility Name:	Site Location:	Project No.
Lower Neponset River	Boston and Milton, Massachusetts	60703400

Photo No. 83 24D-0054-BS	Date/Start Time: 5/31/2024 10:38:00 AM	Location: 24D-0054	Direction:

Description:

BS soil sample : 1 - 1.5 ft



Photo No. 84 24D-0054	Date/Start Time: 5/31/2024 10:38:00 AM	Location: 24D-0054	Direction:

Description:

Location 24D-0054
Borehole



PHOTOGRAPHIC LOG

Facility Name:	Site Location:	Project No.
Lower Neponset River	Boston and Milton, Massachusetts	60703400

Photo No. 85 24D-0058 general setting	Date/Start Time: 5/31/2024 11:42:00 AM	Location: 24D-0058	Direction:

Description:

Location 24D-0058 General Setting



Photo No. 86 24D-0058-AS lithology	Date/Start Time: 5/31/2024 11:42:00 AM	Location: 24D-0058	Direction:

Description:

AS soil sample : 0 - 1 ft



PHOTOGRAPHIC LOG

Facility Name:	Site Location:	Project No.
Lower Neponset River	Boston and Milton, Massachusetts	60703400

Photo No. 87 24D-0058-BS lithology	Date/Start Time: 5/31/2024 11:42:00 AM	Location: 24D-0058	Direction:

Description:

BS soil sample : 1 - 2 ft



Photo No. 88 24D-0058-CS lithology	Date/Start Time: 5/31/2024 11:42:00 AM	Location: 24D-0058	Direction:

Description:

CS soil sample : 2 - 3 ft



PHOTOGRAPHIC LOG

Facility Name:	Site Location:	Project No.
Lower Neponset River	Boston and Milton, Massachusetts	60703400

Photo No. 89 24D-0058 boring hole	Date/Start Time: 5/31/2024 11:42:00 AM	Location: 24D-0058	Direction:

Description:

Location 24D-0058 Borehole



Photo No. 90 24D-0059	Date/Start Time: 5/31/2024 1:40:00 PM	Location: 24D-0059	Direction:

Description:

Location 24D-0059 General Setting



AECOM

PHOTOGRAPHIC LOG

Facility Name:	Site Location:	Project No.
Lower Neponset River	Boston and Milton, Massachusetts	60703400

Photo No. 91 24D-0059-AS	Date/Start Time: 5/31/2024 1:40:00 PM	Location: 24D-0059	Direction:

Description:

AS soil sample : 0 - 1 ft



Photo No. 92 24D-0059-BS	Date/Start Time: 5/31/2024 1:40:00 PM	Location: 24D-0059	Direction:

Description:

BS soil sample : 1 - 1.5 ft

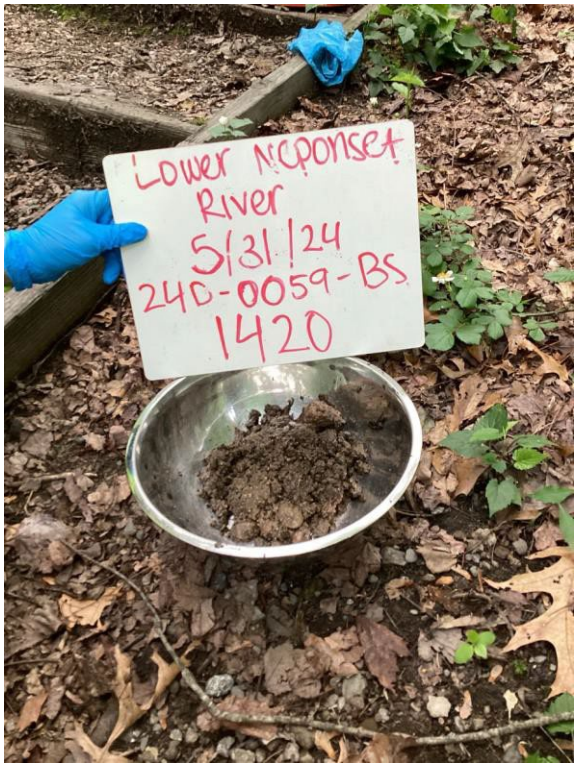

PHOTOGRAPHIC LOG

Facility Name:	Site Location:	Project No.
Lower Neponset River	Boston and Milton, Massachusetts	60703400

Photo No. 93 24D-0060 setting	Date/Start Time: 5/31/2024 2:08:00 PM	Location: 24D-0060	Direction:

Description:

Location 24D-0060 General Setting



Photo No. 94 24D-0060-BS lithology	Date/Start Time: 5/31/2024 2:08:00 PM	Location: 24D-0060	Direction:

Description:

BS soil sample : 1 - 1.4 ft



AECOM

PHOTOGRAPHIC LOG

Facility Name:	Site Location:	Project No.
Lower Neponset River	Boston and Milton, Massachusetts	60703400

Photo No. 95 24D-0060-AS lithology	Date/Start Time: 5/31/2024 2:08:00 PM	Location: 24D-0060	Direction:

Description:

AS soil sample : 0 - 1 ft



Photo No. 96 24D-0060 boring	Date/Start Time: 5/31/2024 2:08:00 PM	Location: 24D-0060	Direction:

Description:

Location 24D-0060
Borehole



PHOTOGRAPHIC LOG

Facility Name:	Site Location:	Project No.
Lower Neponset River	Boston and Milton, Massachusetts	60703400

Photo No. 97 24D-0003-AS lithology	Date/Start Time: 6/3/2024 8:26:00 AM	Location: 24D-0003	Direction:

Description:

AS soil sample : 0 - 1 ft



Photo No. 98 24D-0003-BS lithology	Date/Start Time: 6/3/2024 8:26:00 AM	Location: 24D-0003	Direction:

Description:

BS soil sample : 1 - 1.5 ft



PHOTOGRAPHIC LOG

Facility Name:	Site Location:	Project No.
Lower Neponset River	Boston and Milton, Massachusetts	60703400

Photo No. 99 24D-0003 boring	Date/Start Time: 6/3/2024 8:26:00 AM	Location: 24D-0003	Direction:

Description:

Location 24D-0003 Borehole



Photo No. 100 24D-0061	Date/Start Time: 6/3/2024 8:50:00 AM	Location: 24D-0061	Direction:

Description:

Location 24D-0061 General Setting



AECOM

PHOTOGRAPHIC LOG

Facility Name:	Site Location:	Project No.
Lower Neponset River	Boston and Milton, Massachusetts	60703400

Photo No. 101 24D-0061-AS	Date/Start Time: 6/3/2024 8:50:00 AM	Location: 24D-0061	Direction:

Description:

AS soil sample : 0 - 1 ft



Photo No. 102 24D-0002-AS lithology	Date/Start Time: 6/3/2024 9:23:00 AM	Location: 24D-0002	Direction:

Description:

AS soil sample : 0 - 1 ft
Interval information displayed on the whiteboard is incorrect and should be 0 – 1ft.



PHOTOGRAPHIC LOG

Facility Name:	Site Location:	Project No.
Lower Neponset River	Boston and Milton, Massachusetts	60703400

Photo No. 103 24D-0002 boring	Date/Start Time: 6/3/2024 9:23:00 AM	Location: 24D-0002	Direction:

Description:

Location 24D-0002
Borehole



Photo No. 104 24D-0002-BS lithology	Date/Start Time: 6/3/2024 9:23:00 AM	Location: 24D-0002	Direction:

Description:

BS soil sample : 1 - 1.9 ft



PHOTOGRAPHIC LOG

Facility Name:	Site Location:	Project No.
Lower Neponset River	Boston and Milton, Massachusetts	60703400

Photo No. 105 24D-0002 general setting	Date/Start Time: 6/3/2024 9:23:00 AM	Location: 24D-0002	Direction:

Description:

Location 24D-0002 General Setting



Photo No. 106 24D-0062	Date/Start Time: 6/3/2024 10:35:00 AM	Location: 24D-0062	Direction:

Description:

Location 24D-0062 General Setting



AECOM

PHOTOGRAPHIC LOG

Facility Name:	Site Location:	Project No.
Lower Neponset River	Boston and Milton, Massachusetts	60703400

Photo No. 107 24D-0062-AS	Date/Start Time: 6/3/2024 10:35:00 AM	Location: 24D-0062	Direction:

Description:

AS soil sample : 0 - 1 ft

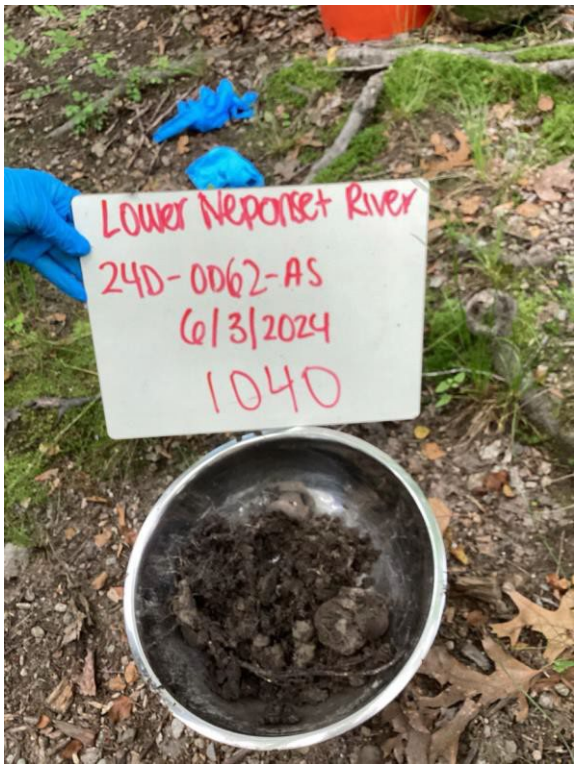

Photo No. 108 24D-0062-BS	Date/Start Time: 6/3/2024 10:35:00 AM	Location: 24D-0062	Direction:

Description:

BS soil sample : 1 - 2 ft



AECOM

PHOTOGRAPHIC LOG

Facility Name:	Site Location:	Project No.
Lower Neponset River	Boston and Milton, Massachusetts	60703400

Photo No. 109 24D-0062-CS	Date/Start Time: 6/3/2024 10:35:00 AM	Location: 24D-0062	Direction:

Description:

CS soil sample : 2 - 3 ft



Photo No. 110 24D-0001-AS lithology	Date/Start Time: 6/3/2024 11:05:00 AM	Location: 24D-0001	Direction:

Description:

AS soil sample : 0 - 1 ft



PHOTOGRAPHIC LOG

Facility Name:	Site Location:	Project No.
Lower Neponset River	Boston and Milton, Massachusetts	60703400

Photo No. 111 24D-0001-BS lithology	Date/Start Time: 6/3/2024 11:05:00 AM	Location: 24D-0001	Direction:

Description:

BS soil sample : 1 - 1.5 ft 0.5’ recovery from 2 attempts, each 1.0-1.5’.



Photo No. 112 24D-0001-BS boring	Date/Start Time: 6/3/2024 11:05:00 AM	Location: 24D-0001	Direction:

Description:

Location 24D-0001 Borehole



PHOTOGRAPHIC LOG

Facility Name:	Site Location:	Project No.
Lower Neponset River	Boston and Milton, Massachusetts	60703400

Photo No. 113 24D-0063 boring	Date/Start Time: 6/3/2024 12:06:00 PM	Location: 24D-0063	Direction:

Description:

Location 24D-0063
Borehole



Photo No. 114 24D-0063-AD/AS	Date/Start Time: 6/3/2024 12:06:00 PM	Location: 24D-0063	Direction:

Description:

AS/AD soil sample : 0 - 1 ft



PHOTOGRAPHIC LOG

Facility Name:	Site Location:	Project No.
Lower Neponset River	Boston and Milton, Massachusetts	60703400

Photo No. 115 24D-0063-BS	Date/Start Time: 6/3/2024 12:06:00 PM	Location: 24D-0063	Direction:

Description:

BS soil sample : 1 - 2 ft



Photo No. 116 24D-0064	Date/Start Time: 6/3/2024 2:09:00 PM	Location: 24D-0064	Direction:

Description:

Location 24D-0064 General Setting



AECOM

PHOTOGRAPHIC LOG

Facility Name:	Site Location:	Project No.
Lower Neponset River	Boston and Milton, Massachusetts	60703400

Photo No. 117 24D-0064-AS	Date/Start Time: 6/3/2024 2:09:00 PM	Location: 24D-0064	Direction:

Description:

AS soil sample : 0 - 1 ft



Photo No. 118 24D-0064-BS	Date/Start Time: 6/3/2024 2:09:00 PM	Location: 24D-0064	Direction:

Description:

BS soil sample : 1 - 2 ft



AECOM

PHOTOGRAPHIC LOG

Facility Name:	Site Location:	Project No.
Lower Neponset River	Boston and Milton, Massachusetts	60703400

Photo No. 119 24D-0064-CS	Date/Start Time: 6/3/2024 2:09:00 PM	Location: 24D-0064	Direction:

Description:

CS soil sample : 2 - 2.8 ft



Photo No. 120 24D-0068-AS lithology	Date/Start Time: 6/4/2024 9:00:00 AM	Location: 24D-0068	Direction:

Description:

AS soil sample : 0 - 1 ft



AECOM

PHOTOGRAPHIC LOG

Facility Name:	Site Location:	Project No.
Lower Neponset River	Boston and Milton, Massachusetts	60703400

Photo No. 121 24D-0068-BS lithology	Date/Start Time: 6/4/2024 9:00:00 AM	Location: 24D-0068	Direction:

Description:

BS soil sample : 1 - 2 ft



Photo No. 122 24D-0068-CS	Date/Start Time: 6/4/2024 9:00:00 AM	Location: 24D-0068	Direction:

Description:

CS soil sample : 2 - 2.3 ft
Lithology of CS sample is causing collapse in horizon (2-2.3) resulting in higher than expected recovery.



PHOTOGRAPHIC LOG

Facility Name:	Site Location:	Project No.
Lower Neponset River	Boston and Milton, Massachusetts	60703400

Photo No. 123 24D-0068 boring hole	Date/Start Time: 6/4/2024 9:00:00 AM	Location: 24D-0068	Direction:

Description:

Location 24D-0068 Borehole



Photo No. 124 24D-0068 general setting	Date/Start Time: 6/4/2024 9:00:00 AM	Location: 24D-0068	Direction:

Description:

Location 24D-0068 General Setting



PHOTOGRAPHIC LOG

Facility Name:	Site Location:	Project No.
Lower Neponset River	Boston and Milton, Massachusetts	60703400

Photo No. 125 24D-0067-AS lithology	Date/Start Time: 6/4/2024 11:14:00 AM	Location: 24D-0067	Direction:

Description:

AS soil sample : 0 - 1 ft MS/MSD. Picture for 24D-0067-BS was not taken, however lithology from AS continues through entire BS interval.



Photo No. 126 24D-0067 boring hole	Date/Start Time: 6/4/2024 11:14:00 AM	Location: 24D-0067	Direction:

Description:

Location 24D-0067 Borehole



PHOTOGRAPHIC LOG

Facility Name:	Site Location:	Project No.
Lower Neponset River	Boston and Milton, Massachusetts	60703400

Photo No. 127 24D-0067-CS lithology	Date/Start Time: 6/4/2024 11:14:00 AM	Location: 24D-0067	Direction:

Description:

CS soil sample : 2 - 2.5 ft



Photo No. 128 24D-0066-AS lithology	Date/Start Time: 6/4/2024 1:47:00 PM	Location: 24D-0066	Direction:

Description:

AS soil sample : 0 - 1 ft



PHOTOGRAPHIC LOG

Facility Name:	Site Location:	Project No.
Lower Neponset River	Boston and Milton, Massachusetts	60703400

Photo No. 129 24D-0066-BS lithology	Date/Start Time: 6/4/2024 1:47:00 PM	Location: 24D-0066	Direction:

Description:

BS soil sample : 1 - 1.8 ft



Photo No. 130 24B-0066 boring	Date/Start Time: 6/4/2024 1:47:00 PM	Location: 24D-0066	Direction:

Description:

Location 24D-0066
Borehole



PHOTOGRAPHIC LOG

Facility Name:	Site Location:	Project No.
Lower Neponset River	Boston and Milton, Massachusetts	60703400

Photo No. 131 24D-0065-AS/AD	Date/Start Time: 6/5/2024 7:52:00 AM	Location: 24D-0065	Direction:

Description:

AS/AD soil sample : 0 - 1 ft



Photo No. 132 24D-0065-BS Lithology	Date/Start Time: 6/5/2024 7:52:00 AM	Location: 24D-0065	Direction:

Description:

BS soil sample : 1 - 1.2 ft
The Sample ID displayed on the whiteboard is incorrect, it should be 24D-0065-BS.



AECOM

PHOTOGRAPHIC LOG

Facility Name:	Site Location:	Project No.
Lower Neponset River	Boston and Milton, Massachusetts	60703400

Photo No. 133 24D-0069-AS lithology	Date/Start Time: 6/5/2024 9:25:00 AM	Location: 24D-0069	Direction:

Description:

AS soil sample : 0 - 1 ft



Photo No. 134 24D-0069-BS lithology	Date/Start Time: 6/5/2024 9:25:00 AM	Location: 24D-0069	Direction:

Description:

BS soil sample : 1 - 1.8 ft



PHOTOGRAPHIC LOG

Facility Name:	Site Location:	Project No.
Lower Neponset River	Boston and Milton, Massachusetts	60703400

Photo No. 135 24D-0069 boring hole	Date/Start Time: 6/5/2024 9:25:00 AM	Location: 24D-0069	Direction:

Description:

Location 24D-0069 Borehole



Photo No. 136 24D-0069 general setting	Date/Start Time: 6/5/2024 9:25:00 AM	Location: 24D-0069	Direction:

Description:

Location 24D-0069 General Setting



AECOM

PHOTOGRAPHIC LOG

Facility Name:	Site Location:	Project No.
Lower Neponset River	Boston and Milton, Massachusetts	60703400

Photo No. 137 24D-0070-AS lithology	Date/Start Time: 6/5/2024 10:35:00 AM	Location: 24D-0070	Direction:

Description:

AS soil sample : 0 - 1 ft

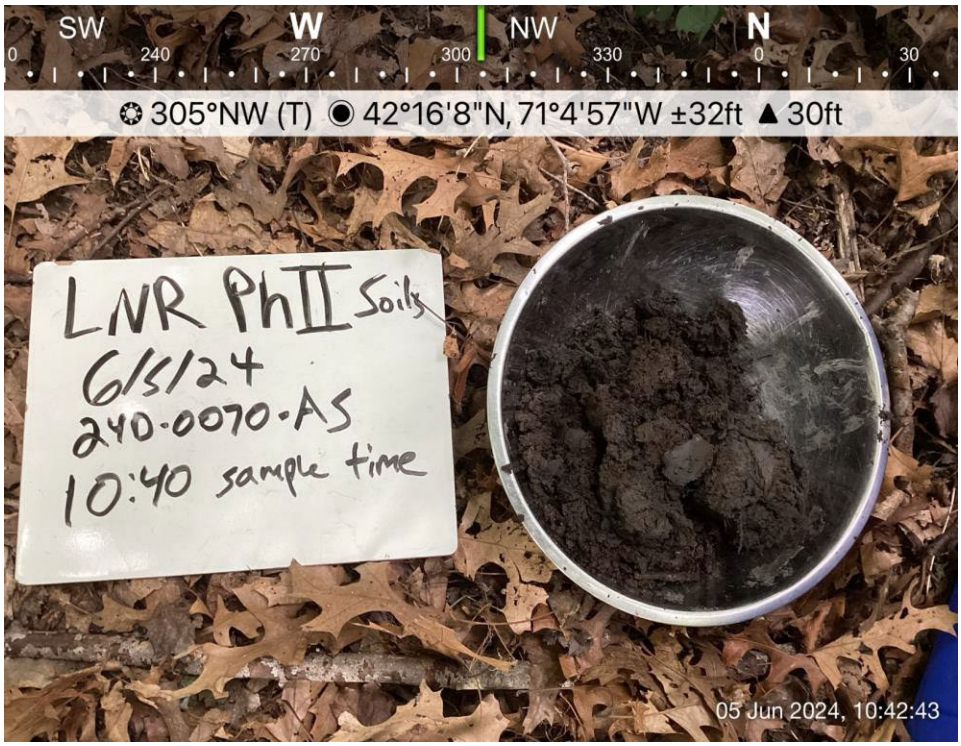

Photo No. 138 24D-0070-BS lithology	Date/Start Time: 6/5/2024 10:35:00 AM	Location: 24D-0070	Direction:

Description:

BS soil sample : 1 - 2 ft



PHOTOGRAPHIC LOG

Facility Name:	Site Location:	Project No.
Lower Neponset River	Boston and Milton, Massachusetts	60703400

Photo No. 139 24D-0070-CS lithology	Date/Start Time: 6/5/2024 10:35:00 AM	Location: 24D-0070	Direction:

Description:

CS soil sample : 2 - 3 ft



Photo No. 140 24D-0070 boring	Date/Start Time: 6/5/2024 10:35:00 AM	Location: 24D-0070	Direction:

Description:

Location 24D-0070
Borehole



PHOTOGRAPHIC LOG

Facility Name:	Site Location:	Project No.
Lower Neponset River	Boston and Milton, Massachusetts	60703400

Photo No. 141 24D-0070 general setting	Date/Start Time: 6/5/2024 10:35:00 AM	Location: 24D-0070	Direction:

Description:

Location 24D-0070 General Setting



Photo No. 142 24D-0020	Date/Start Time: 6/5/2024 11:27:00 AM	Location: 24D-0020	Direction:

Description:

Location 24D-0020 General Setting



AECOM

PHOTOGRAPHIC LOG

Facility Name:	Site Location:	Project No.
Lower Neponset River	Boston and Milton, Massachusetts	60703400

Photo No. 143 24D-0020-AS	Date/Start Time: 6/5/2024 11:27:00 AM	Location: 24D-0020	Direction:
Description: AS soil sample : 0 - 1 ft MS/MSD			

Photo No. 144 24D-0020-BS	Date/Start Time: 6/5/2024 11:27:00 AM	Location: 24D-0020	Direction:
Description: BS soil sample : 1 - 2 ft			

AECOM

PHOTOGRAPHIC LOG

Facility Name:	Site Location:	Project No.
Lower Neponset River	Boston and Milton, Massachusetts	60703400

Photo No. 145 24D-0020-CS	Date/Start Time: 6/5/2024 11:27:00 AM	Location: 24D-0020	Direction:

Description:

CS soil sample : 2 - 3 ft

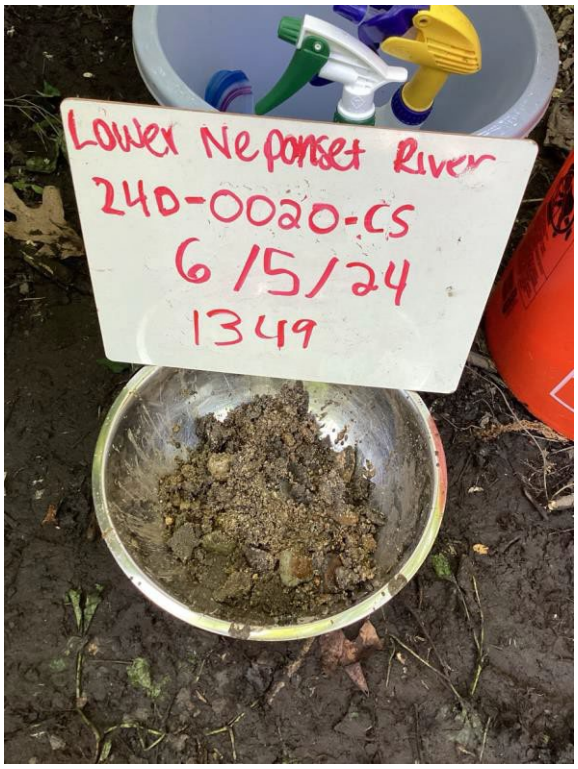

Photo No. 146 24D-0071-AS Lithology	Date/Start Time: 6/5/2024 12:40:00 PM	Location: 24D-0071	Direction:

Description:

AS soil sample : 0 - 1 ft



PHOTOGRAPHIC LOG

Facility Name:	Site Location:	Project No.
Lower Neponset River	Boston and Milton, Massachusetts	60703400

Photo No. 147 24D-0071-BS lithology	Date/Start Time: 6/5/2024 12:40:00 PM	Location: 24D-0071	Direction:

Description:

BS soil sample : 1 - 2 ft



Photo No. 148 24D-0071-CS lithology	Date/Start Time: 6/5/2024 12:40:00 PM	Location: 24D-0071	Direction:

Description:

CS soil sample : 2 - 2.6 ft



AECOM

PHOTOGRAPHIC LOG

Facility Name:	Site Location:	Project No.
Lower Neponset River	Boston and Milton, Massachusetts	60703400

Photo No. 149 24D-0071 boring hole	Date/Start Time: 6/5/2024 12:40:00 PM	Location: 24D-0071	Direction:

Description:

Location 24D-0071
Borehole



Photo No. 150 24D-0072-AS lithology	Date/Start Time: 6/5/2024 2:23:00 PM	Location: 24D-0072	Direction:

Description:

AS soil sample : 0 - 1 ft
MS/MSD



AECOM

PHOTOGRAPHIC LOG

Facility Name:	Site Location:	Project No.
Lower Neponset River	Boston and Milton, Massachusetts	60703400

Photo No. 151 24D-0072-BS lithology	Date/Start Time: 6/5/2024 2:23:00 PM	Location: 24D-0072	Direction:

Description:

BS soil sample : 1 - 2 ft



Photo No. 152 24D-0072-CS lithology	Date/Start Time: 6/5/2024 2:23:00 PM	Location: 24D-0072	Direction:

Description:

CS soil sample : 2 - 2.4 ft



PHOTOGRAPHIC LOG

Facility Name:	Site Location:	Project No.
Lower Neponset River	Boston and Milton, Massachusetts	60703400

Photo No. 153 24D-0072 boring	Date/Start Time: 6/5/2024 2:23:00 PM	Location: 24D-0072	Direction:

Description:

Location 24D-0072 Borehole



Photo No. 154 24D-0021	Date/Start Time: 6/5/2024 2:25:00 PM	Location: 24D-0021	Direction:

Description:

Location 24D--21 General Setting



PHOTOGRAPHIC LOG

Facility Name:	Site Location:	Project No.
Lower Neponset River	Boston and Milton, Massachusetts	60703400

Photo No. 155 24D-0021-AS	Date/Start Time: 6/5/2024 2:25:00 PM	Location: 24D-0021	Direction:

Description:

AS soil sample : 0 - 1 ft



Photo No. 156 24D-0021-BS	Date/Start Time: 6/5/2024 2:25:00 PM	Location: 24D-0021	Direction:

Description:

BS soil sample : 1 - 2 ft



PHOTOGRAPHIC LOG

Facility Name:	Site Location:	Project No.
Lower Neponset River	Boston and Milton, Massachusetts	60703400

Photo No. 157 24D-0021-CS	Date/Start Time: 6/5/2024 2:25:00 PM	Location: 24D-0021	Direction:

Description:

CS soil sample : 2 - 3 ft

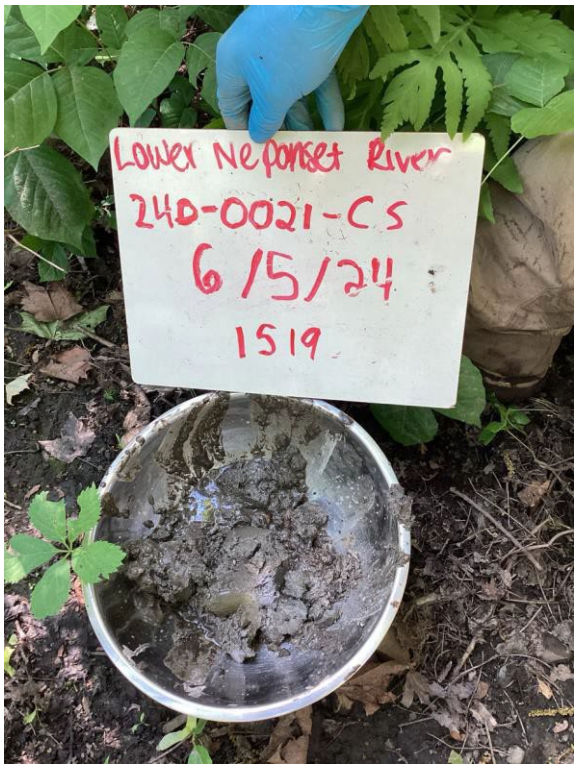

Photo No. 158 24D-0073-AS Lithology	Date/Start Time: 6/6/2024 8:30:00 AM	Location: 24D-0073	Direction:

Description:

AS soil sample : 0 - 1 ft



PHOTOGRAPHIC LOG

Facility Name:	Site Location:	Project No.
Lower Neponset River	Boston and Milton, Massachusetts	60703400

Photo No. 159 24D-0073-BS Lithology	Date/Start Time: 6/6/2024 8:30:00 AM	Location: 24D-0073	Direction:

Description:

BS soil sample : 1 - 1.4 ft



Photo No. 160 24D-0073 Boring Hole	Date/Start Time: 6/6/2024 8:30:00 AM	Location: 24D-0073	Direction:

Description:

Location 24D-0073 Borehole



PHOTOGRAPHIC LOG

Facility Name:	Site Location:	Project No.
Lower Neponset River	Boston and Milton, Massachusetts	60703400

Photo No. 161 24D-0074-AS Lithology	Date/Start Time: 6/6/2024 9:47:00 AM	Location: 24D-0074	Direction:

Description:

AS soil sample : 0 - 1 ft
MS/MSD



Photo No. 162 24D-0074-BS lithology	Date/Start Time: 6/6/2024 9:47:00 AM	Location: 24D-0074	Direction:

Description:

BS soil sample : 1 - 2 ft



AECOM

PHOTOGRAPHIC LOG

Facility Name:	Site Location:	Project No.
Lower Neponset River	Boston and Milton, Massachusetts	60703400

Photo No. 163 24D-0074 Boring Hole	Date/Start Time: 6/6/2024 9:47:00 AM	Location: 24D-0074	Direction:

Description:

Location 24D-0074 Borehole



Photo No. 164 24D-0074-CS	Date/Start Time: 6/6/2024 9:47:00 AM	Location: 24D-0074	Direction:

Description:

CS soil sample : 2 - 2.9 ft



PHOTOGRAPHIC LOG

Facility Name:	Site Location:	Project No.
Lower Neponset River	Boston and Milton, Massachusetts	60703400

Photo No. 165 24D-0195-AS Lithology	Date/Start Time: 6/6/2024 12:40:00 PM	Location: 24D-0195	Direction:

Description:

AS soil sample : 0 - 1 ft
MS/MSD



Photo No. 166 24D-0195 Boring Hole	Date/Start Time: 6/6/2024 12:40:00 PM	Location: 24D-0195	Direction:

Description:

Location 24D-0195
Borehole



AECOM

PHOTOGRAPHIC LOG

Facility Name:	Site Location:	Project No.
Lower Neponset River	Boston and Milton, Massachusetts	60703400

Photo No. 167 24D-0197-AS lithology	Date/Start Time: 6/6/2024 2:37:00 PM	Location: 24D-0197	Direction:

Description:

AS soil sample : 0 - 1 ft



Photo No. 168 24D-0197-BS lithology	Date/Start Time: 6/6/2024 2:37:00 PM	Location: 24D-0197	Direction:

Description:

BS soil sample : 1 - 2 ft



AECOM

PHOTOGRAPHIC LOG

Facility Name:	Site Location:	Project No.
Lower Neponset River	Boston and Milton, Massachusetts	60703400

Photo No. 169 24D-0197 boring	Date/Start Time: 6/6/2024 2:37:00 PM	Location: 24D-0197	Direction:

Description:

Location 24D-0197
Borehole



Photo No. 170 24D-0197-CS lithology	Date/Start Time: 6/6/2024 2:37:00 PM	Location: 24D-0197	Direction:

Description:

CS soil sample : 2 - 2.4 ft

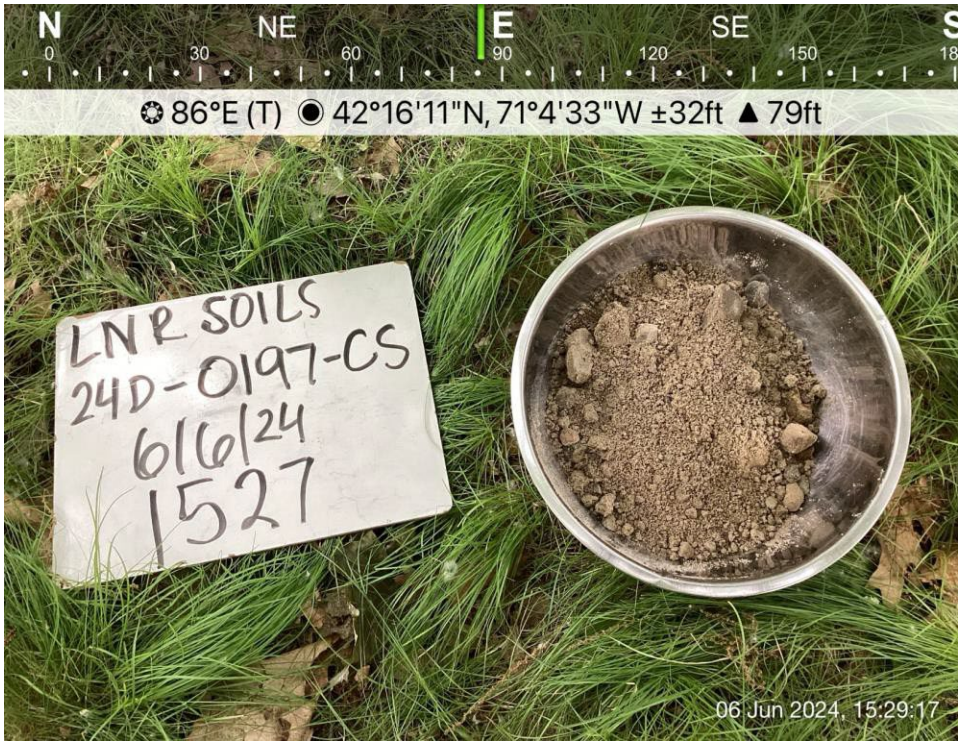

PHOTOGRAPHIC LOG

Facility Name:	Site Location:	Project No.
Lower Neponset River	Boston and Milton, Massachusetts	60703400

Photo No. 171 24D-0022-AS lithology	Date/Start Time: 6/7/2024 8:20:00 AM	Location: 24D-0022	Direction:

Description:

AS soil sample : 0 - 1 ft
Volume needed from 2 borings composited for sample.



Photo No. 172 24D-0022-BS lithology	Date/Start Time: 6/7/2024 8:20:00 AM	Location: 24D-0022	Direction:

Description:

BS soil sample : 1 - 1.9 ft



AECOM

PHOTOGRAPHIC LOG

Facility Name:	Site Location:	Project No.
Lower Neponset River	Boston and Milton, Massachusetts	60703400

Photo No. 173 24D-0022 Boring Hole	Date/Start Time: 6/7/2024 8:20:00 AM	Location: 24D-0022	Direction:

Description:

Location 24D-0022 Borehole
R: Attempt #1 (0.0-1.0') L: Attempt #2 (0.0-1.0'; 1.0-1.9').



Photo No. 174 24D-0131-AS lithology	Date/Start Time: 6/7/2024 9:26:00 AM	Location: 24D-0131	Direction:

Description:

AS soil sample : 0 - 1 ft

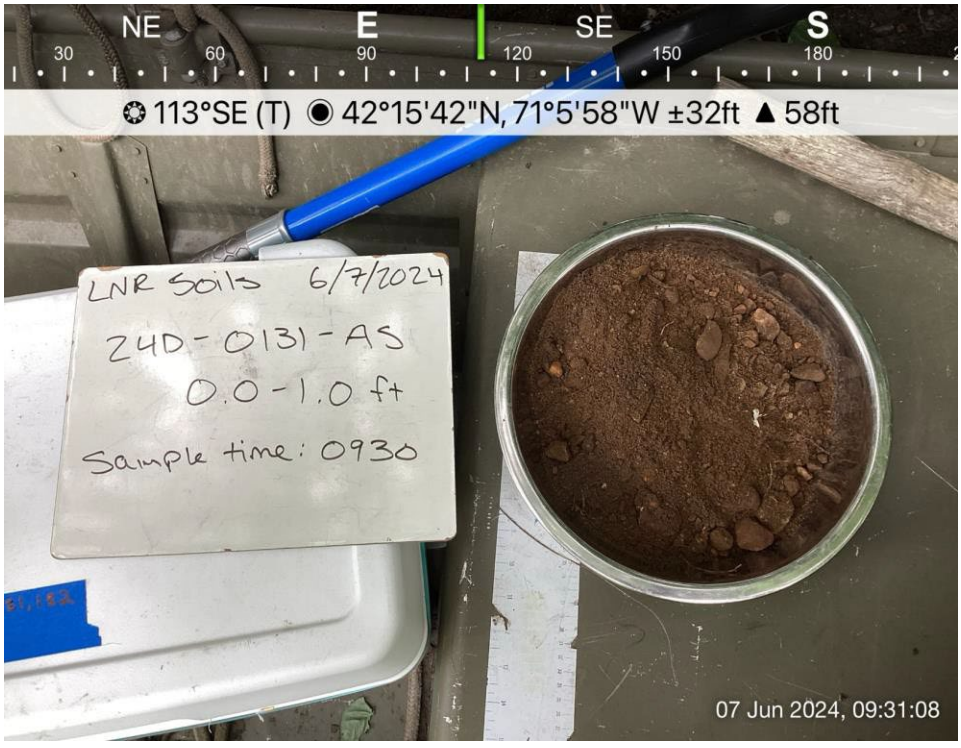

PHOTOGRAPHIC LOG

Facility Name:	Site Location:	Project No.
Lower Neponset River	Boston and Milton, Massachusetts	60703400

Photo No. 175 24D-0131-BS Lithology	Date/Start Time: 6/7/2024 9:26:00 AM	Location: 24D-0131	Direction:

Description:

BS soil sample : 1 - 1.4 ft

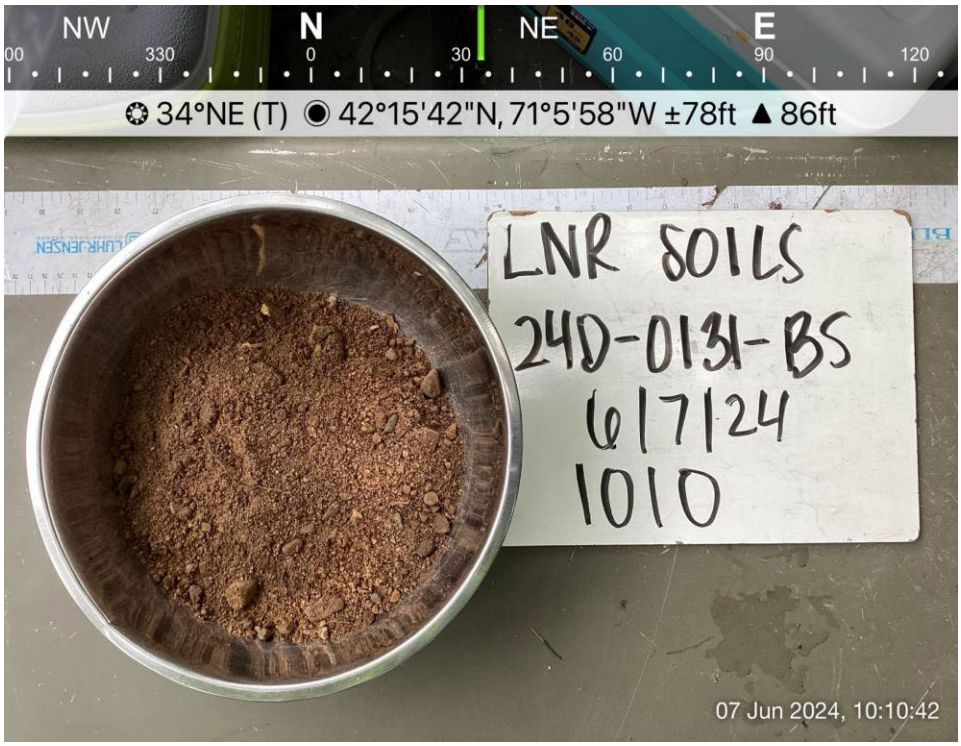

Photo No. 176 24D-0131 boring hole	Date/Start Time: 6/7/2024 9:26:00 AM	Location: 24D-0131	Direction:

Description:

Location 24D-0131
Borehole



AECOM

PHOTOGRAPHIC LOG

Facility Name:	Site Location:	Project No.
Lower Neponset River	Boston and Milton, Massachusetts	60703400

Photo No. 177 24D-0130-AS lithology	Date/Start Time: 6/7/2024 10:47:00 AM	Location: 24D-0130	Direction:
Description: AS soil sample : 0 - 1 ft			

Photo No. 178 24D-0130-BS lithology	Date/Start Time: 6/7/2024 10:47:00 AM	Location: 24D-0130	Direction:
Description: BS soil sample : 1 - 2 ft			

AECOM

PHOTOGRAPHIC LOG

Facility Name:	Site Location:	Project No.
Lower Neponset River	Boston and Milton, Massachusetts	60703400

Photo No. 179 24D-0130 boring hole	Date/Start Time: 6/7/2024 10:47:00 AM	Location: 24D-0130	Direction:

Description:

Location 24D-0130
Borehole



Photo No. 180 24D-0130-CS lithology	Date/Start Time: 6/7/2024 10:47:00 AM	Location: 24D-0130	Direction:

Description:

CS soil sample : 2 - 2.1 ft



AECOM

PHOTOGRAPHIC LOG

Facility Name:	Site Location:	Project No.
Lower Neponset River	Boston and Milton, Massachusetts	60703400

Photo No. 181 24D-0132-AS lithology	Date/Start Time: 6/7/2024 12:50:00 PM	Location: 24D-0132	Direction:

Description:

AS soil sample : 0 - 1 ft



Photo No. 182 24D-0132-BS lithology	Date/Start Time: 6/7/2024 12:50:00 PM	Location: 24D-0132	Direction:

Description:

BS soil sample : 1 – 2 ft



PHOTOGRAPHIC LOG

Facility Name:	Site Location:	Project No.
Lower Neponset River	Boston and Milton, Massachusetts	60703400

Photo No. 183 24D-0132 boring holes	Date/Start Time: 6/7/2024 12:50:00 PM	Location: 24D-0132	Direction:

Description:

Location 24D-0132
Borehole
L to R: Attempt #1: 0.0-0.4' large roots, discard Attempt #2: 0.0-1.0' (AS), 1.0-1.4' (composite with Attempt #3 for BS) Attempt #3: 1.4-2.0' (composite with Attempt #2 for BS)



Photo No. 184 24D-0129-BS lithology	Date/Start Time: 6/7/2024 2:09:00 PM	Location: 24D-0129	Direction:

Description:

BS soil sample : 1 - 2 ft



AECOM

PHOTOGRAPHIC LOG

Facility Name:	Site Location:	Project No.
Lower Neponset River	Boston and Milton, Massachusetts	60703400

Photo No. 185 24-0129 boring hole	Date/Start Time: 6/7/2024 2:09:00 PM	Location: 24D-0129	Direction:

Description:

Location 24D-0129
Borehole



Photo No. 186 24D-0128-AS lithology	Date/Start Time: 6/10/2024 8:12:00 AM	Location: 24D-0128	Direction:

Description:

AS soil sample : 0 - 1 ft



PHOTOGRAPHIC LOG

Facility Name:	Site Location:	Project No.
Lower Neponset River	Boston and Milton, Massachusetts	60703400

Photo No. 187 24D-0128-BS lithology	Date/Start Time: 6/10/2024 8:12:00 AM	Location: 24D-0128	Direction:

Description:

BS soil sample : 1 - 2 ft



Photo No. 188 24D-0128 boring hole	Date/Start Time: 6/10/2024 8:12:00 AM	Location: 24D-0128	Direction:

Description:

Location 24D-0128 Borehole
L: Attempt #2 (BS 1.0-2.0'; CS 2.0-2.4') R: Attempt #1 (AS 0.0-1.0')



AECOM

PHOTOGRAPHIC LOG

Facility Name:	Site Location:	Project No.
Lower Neponset River	Boston and Milton, Massachusetts	60703400

Photo No. 189 24D-0128-CS lithology	Date/Start Time: 6/10/2024 8:12:00 AM	Location: 24D-0128	Direction:

Description:

CS soil sample : 2 - 2.4 ft



Photo No. 190 24D-0215	Date/Start Time: 6/10/2024 9:00:00 AM	Location: 24D-0215	Direction:

Description:

Location 24D-0215 General Setting



AECOM

PHOTOGRAPHIC LOG

Facility Name:	Site Location:	Project No.
Lower Neponset River	Boston and Milton, Massachusetts	60703400

Photo No. 191 24D-0215-AD/AS	Date/Start Time: 6/10/2024 9:00:00 AM	Location: 24D-0215	Direction:
Description: AS/AD soil sample : 0 - 1 ft			

Photo No. 192 24D-0215-BS	Date/Start Time: 6/10/2024 9:00:00 AM	Location: 24D-0215	Direction:
Description: BS soil sample : 1 - 1.5 ft			

PHOTOGRAPHIC LOG

Facility Name:	Site Location:	Project No.
Lower Neponset River	Boston and Milton, Massachusetts	60703400

Photo No. 193 24D-0127-AS lithology	Date/Start Time: 6/10/2024 10:25:00 AM	Location: 24D-0127	Direction:

Description:

AS soil sample : 0 - 0.9 ft
L: Attempt #s 1-2 R:
Attempt #s 3-4



Photo No. 194 24D-0127 boring holes	Date/Start Time: 6/10/2024 10:25:00 AM	Location: 24D-0127	Direction:

Description:

Location 24D-0127
Borehole
L to R: Attempt #4: 0.0-0.7' Attempt #2: 0.0-0.9' Attempt #1: 0.0-0.6' Attempt #3: 0.0-0.5'



PHOTOGRAPHIC LOG

Facility Name:	Site Location:	Project No.
Lower Neponset River	Boston and Milton, Massachusetts	60703400

Photo No. 195 24D-0216	Date/Start Time: 6/10/2024 10:55:00 AM	Location: 24D-0216	Direction:

Description:

Location 24D-0216 General Setting



Photo No. 196 24D-0216-AS	Date/Start Time: 6/10/2024 10:55:00 AM	Location: 24D-0216	Direction:

Description:

AS soil sample : 0 - 1 ft



AECOM

PHOTOGRAPHIC LOG

Facility Name:	Site Location:	Project No.
Lower Neponset River	Boston and Milton, Massachusetts	60703400

Photo No. 197 24D-0216-BS	Date/Start Time: 6/10/2024 10:55:00 AM	Location: 24D-0216	Direction:

Description:

BS soil sample : 1 - 1.5 ft



Photo No. 198 24D-0126-AS lithology	Date/Start Time: 6/10/2024 11:37:00 AM	Location: 24D-0126	Direction:

Description:

AS soil sample : 0 - 1 ft



AECOM

PHOTOGRAPHIC LOG

Facility Name:	Site Location:	Project No.
Lower Neponset River	Boston and Milton, Massachusetts	60703400

Photo No. 199 24D-0126-BS lithology	Date/Start Time: 6/10/2024 11:37:00 AM	Location: 24D-0126	Direction:

Description:

BS soil sample : 1 - 1.9 ft

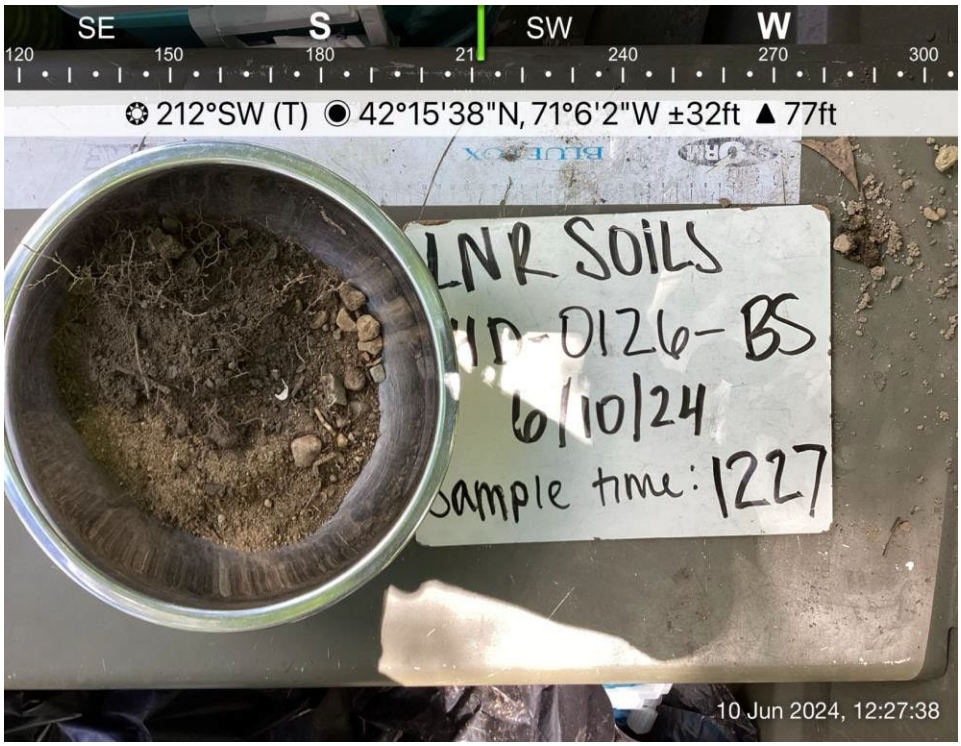

Photo No. 200 24D-0126 boring hole	Date/Start Time: 6/10/2024 11:37:00 AM	Location: 24D-0126	Direction:

Description:

Location 24D-0126
Borehole



PHOTOGRAPHIC LOG

Facility Name:	Site Location:	Project No.
Lower Neponset River	Boston and Milton, Massachusetts	60703400

Photo No. 201 24D-0125-AD/AS	Date/Start Time: 6/10/2024 1:21:00 PM	Location: 24D-0125	Direction:

Description:

AS/AD soil sample: 0 - 1 ft



Photo No. 202 24D-0125-BS lithology	Date/Start Time: 6/10/2024 1:21:00 PM	Location: 24D-0125	Direction:

Description:

BS soil sample : 1 - 2 ft



AECOM

PHOTOGRAPHIC LOG

Facility Name:	Site Location:	Project No.
Lower Neponset River	Boston and Milton, Massachusetts	60703400

Photo No. 203 24D-0125 boring hole	Date/Start Time: 6/10/2024 1:21:00 PM	Location: 24D-0125	Direction:

Description:

Location 24D-0125 Borehole
L to R: Attempt #4 Attempt #2 Attempt #1 (AS, BS samples max pen. 2.0'.) Attempt #3



Photo No. 204 24D-1068	Date/Start Time: 6/10/2024 2:11:00 PM	Location: 24D-1068	Direction:

Description:

Location 24D-1068 General Setting
Location to recollect CS PCB sample in the vicinity of 24D-0068.



AECOM

PHOTOGRAPHIC LOG

Facility Name:	Site Location:	Project No.
Lower Neponset River	Boston and Milton, Massachusetts	60703400

Photo No. 205 24D-1068-CS	Date/Start Time: 6/10/2024 2:11:00 PM	Location: 24D-1068	Direction:

Description:

CS soil sample : 2 - 2.4 ft
CS PCB recollected sample in the vicinity of 24D-0068.



Photo No. 206 24D-0217	Date/Start Time: 6/10/2024 11:55:00 PM	Location: 24D-0217	Direction:

Description:

Location 24D-0217 General Setting



AECOM

PHOTOGRAPHIC LOG

Facility Name:	Site Location:	Project No.
Lower Neponset River	Boston and Milton, Massachusetts	60703400

Photo No. 207 24D-0217-AS	Date/Start Time: 6/10/2024 11:55:00 PM	Location: 24D-0217	Direction:

Description:

AS soil sample : 0 - 1 ft



Photo No. 208 24D-0217-BS	Date/Start Time: 6/10/2024 11:55:00 PM	Location: 24D-0217	Direction:

Description:

BS soil sample : 1 - 1.7 ft



PHOTOGRAPHIC LOG

Facility Name:	Site Location:	Project No.
Lower Neponset River	Boston and Milton, Massachusetts	60703400

Photo No. 209 24D-0124-AS lithology	Date/Start Time: 6/11/2024 8:28:00 AM	Location: 24D-0124	Direction:

Description:

AS soil sample : 0 - 1 ft



Photo No. 210 24D-0124-BS lithology	Date/Start Time: 6/11/2024 8:28:00 AM	Location: 24D-0124	Direction:

Description:

BS soil sample : 1 - 2 ft



AECOM

PHOTOGRAPHIC LOG

Facility Name:	Site Location:	Project No.
Lower Neponset River	Boston and Milton, Massachusetts	60703400

Photo No. 211 24D-0124 boring hole	Date/Start Time: 6/11/2024 8:28:00 AM	Location: 24D-0124	Direction:

Description:

Location 24D-0124
Borehole



Photo No. 212 24D-0124-CS lithology	Date/Start Time: 6/11/2024 8:28:00 AM	Location: 24D-0124	Direction:

Description:

CS soil sample : 2 - 3 ft



AECOM

PHOTOGRAPHIC LOG

Facility Name:	Site Location:	Project No.
Lower Neponset River	Boston and Milton, Massachusetts	60703400

Photo No. 213 24D-0123-AS lithology	Date/Start Time: 6/11/2024 10:46:00 AM	Location: 24D-0123	Direction:

Description:

AS soil sample : 0 - 0.6 ft



Photo No. 214 24D-0123 boring hole	Date/Start Time: 6/11/2024 10:46:00 AM	Location: 24D-0123	Direction:

Description:

Location 24D-0123
Borehole
L to R: Attempt #4 (0.0-0.4')
Attempt #3 (0.0-0.5')
Attempt #2 (0.0-0.4')
Attempt #1 (0.0-0.6', AS sample collected)



AECOM

PHOTOGRAPHIC LOG

Facility Name:	Site Location:	Project No.
Lower Neponset River	Boston and Milton, Massachusetts	60703400

Photo No. 215 24D-0122-AS lithology	Date/Start Time: 6/11/2024 12:14:00 PM	Location: 24D-0122	Direction:

Description:

AS soil sample : 0 - 1 ft



Photo No. 216 24D-0122-BS lithology	Date/Start Time: 6/11/2024 12:14:00 PM	Location: 24D-0122	Direction:

Description:

BS soil sample : 1 - 2 ft

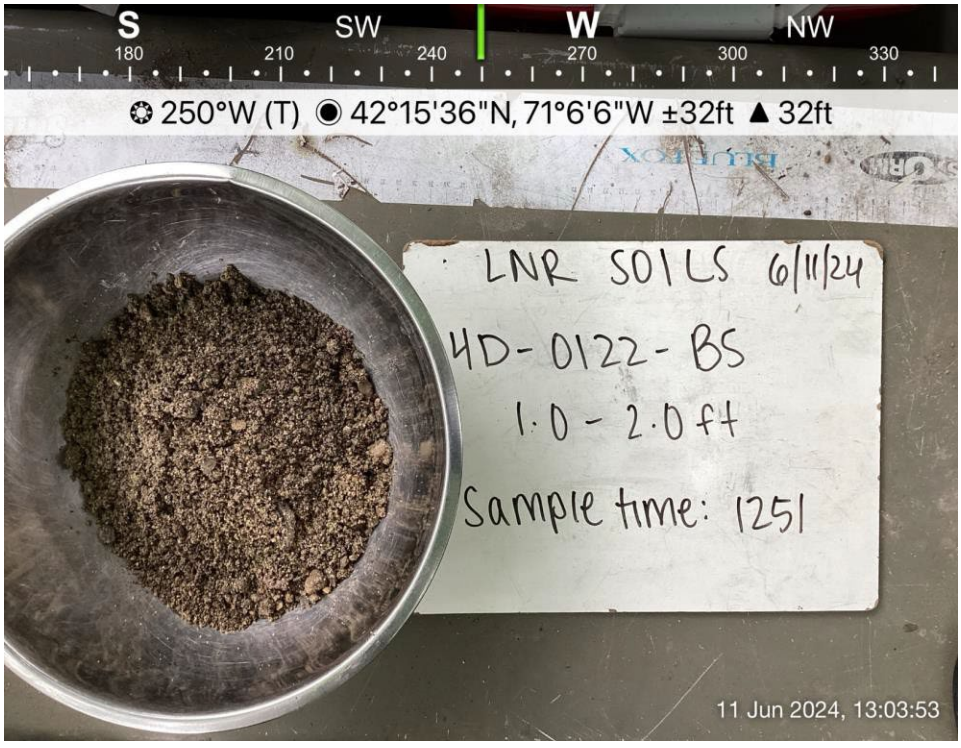

PHOTOGRAPHIC LOG

Facility Name:	Site Location:	Project No.
Lower Neponset River	Boston and Milton, Massachusetts	60703400

Photo No. 217 24D-0122-CS lithology	Date/Start Time: 6/11/2024 12:14:00 PM	Location: 24D-0122	Direction:

Description:

CS soil sample : 2 - 2.6 ft



Photo No. 218 24D-0122 boring hole	Date/Start Time: 6/11/2024 12:14:00 PM	Location: 24D-0122	Direction:

Description:

Location 24D-0122
Borehole



AECOM

PHOTOGRAPHIC LOG

Facility Name:	Site Location:	Project No.
Lower Neponset River	Boston and Milton, Massachusetts	60703400

Photo No. 219 24D-0121-AS lithology	Date/Start Time: 6/11/2024 2:32:00 PM	Location: 24D-0121	Direction:

Description:

AS soil sample : 0 - 1 ft



Photo No. 220 24D-0121-BS lithology	Date/Start Time: 6/11/2024 2:32:00 PM	Location: 24D-0121	Direction:

Description:

BS soil sample : 1 - 1.5 ft



AECOM

PHOTOGRAPHIC LOG

Facility Name:	Site Location:	Project No.
Lower Neponset River	Boston and Milton, Massachusetts	60703400

Photo No. 221 24D-0121 boring hole	Date/Start Time: 6/11/2024 2:32:00 PM	Location: 24D-0121	Direction:

Description:

Location 24D-0121
Borehole



Photo No. 222 24D-0120-AS/AD	Date/Start Time: 6/12/2024 8:45:00 AM	Location: 24D-0120	Direction:

Description:

AS/AD soil sample: 0 - 0.7 ft



PHOTOGRAPHIC LOG

Facility Name:	Site Location:	Project No.
Lower Neponset River	Boston and Milton, Massachusetts	60703400

Photo No. 223 24D-0120 boring hole	Date/Start Time: 6/12/2024 8:45:00 AM	Location: 24D-0120	Direction:

Description:

Location 24D-0120
Borehole



Photo No. 224 24D-0119-AS lithology	Date/Start Time: 6/12/2024 10:37:00 AM	Location: 24D-0119	Direction:

Description:

AS soil sample : 0 - 0.6 ft



PHOTOGRAPHIC LOG

Facility Name:	Site Location:	Project No.
Lower Neponset River	Boston and Milton, Massachusetts	60703400

Photo No. 225 24D-0119 boring holes	Date/Start Time: 6/12/2024 10:37:00 AM	Location: 24D-0119	Direction:

Description:

Location 24D-0119
Borehole
L: Attempt #1 (0.0-0.6') R: Attempt #2:(0.0-0.4')



Photo No. 226 24D-0118-AS lithology	Date/Start Time: 6/12/2024 12:07:00 PM	Location: 24D-0118	Direction:

Description:

AS soil sample : 0 - 0.7 ft



AECOM

PHOTOGRAPHIC LOG

Facility Name:	Site Location:	Project No.
Lower Neponset River	Boston and Milton, Massachusetts	60703400

Photo No. 227 24D-0118 boring hole	Date/Start Time: 6/12/2024 12:07:00 PM	Location: 24D-0118	Direction:

Description:

Location 24D-0118
Borehole



Photo No. 228 24D-0117-BS lithology	Date/Start Time: 6/12/2024 1:06:00 PM	Location: 24D-0117	Direction:

Description:

BS soil sample : 1 - 2 ft



AECOM

PHOTOGRAPHIC LOG

Facility Name:	Site Location:	Project No.
Lower Neponset River	Boston and Milton, Massachusetts	60703400

Photo No. 229 24D-0117-AS lithology	Date/Start Time: 6/12/2024 1:06:00 PM	Location: 24D-0117	Direction:

Description:

AS soil sample : 0 - 1 ft



Photo No. 230 24D-0117-CS lithology	Date/Start Time: 6/12/2024 1:06:00 PM	Location: 24D-0117	Direction:

Description:

CS soil sample : 2 - 3 ft



PHOTOGRAPHIC LOG

Facility Name:	Site Location:	Project No.
Lower Neponset River	Boston and Milton, Massachusetts	60703400

Photo No. 231 24D-0116-AS lithology	Date/Start Time: 6/13/2024 8:32:00 AM	Location: 24D-0116	Direction:
Description: AS soil sample : 0 - 1 ft			

Photo No. 232 24D-0116-BS lithology	Date/Start Time: 6/13/2024 8:32:00 AM	Location: 24D-0116	Direction:
Description: BS soil sample : 1 - 2 ft			

PHOTOGRAPHIC LOG

Facility Name:	Site Location:	Project No.
Lower Neponset River	Boston and Milton, Massachusetts	60703400

Photo No. 233 24D-0116-CS lithology	Date/Start Time: 6/13/2024 8:32:00 AM	Location: 24D-0116	Direction:

Description:

CS soil sample : 2 - 2.8 ft



Photo No. 234 24D-0116 boring hole	Date/Start Time: 6/13/2024 8:32:00 AM	Location: 24D-0116	Direction:

Description:

Location 24D-0116
Borehole



PHOTOGRAPHIC LOG

Facility Name:	Site Location:	Project No.
Lower Neponset River	Boston and Milton, Massachusetts	60703400

Photo No. 235 24D-0168 Location	Date/Start Time: 6/13/2024 8:45:00 AM	Location: 24D-0168	Direction:

Description:

Location 24D-0168 General Setting



Photo No. 236 24D-0168-AS sample	Date/Start Time: 6/13/2024 8:45:00 AM	Location: 24D-0168	Direction:

Description:

AS soil sample : 0 - 1 ft



AECOM

PHOTOGRAPHIC LOG

Facility Name:	Site Location:	Project No.
Lower Neponset River	Boston and Milton, Massachusetts	60703400

Photo No. 237 24D-0168-BS sample	Date/Start Time: 6/13/2024 8:45:00 AM	Location: 24D-0168	Direction:
Description: BS soil sample : 1 - 2 ft			

Photo No. 238 24D-0168-CS sample	Date/Start Time: 6/13/2024 8:45:00 AM	Location: 24D-0168	Direction:
Description: CS soil sample : 2 - 2.6 ft			

PHOTOGRAPHIC LOG

Facility Name:	Site Location:	Project No.
Lower Neponset River	Boston and Milton, Massachusetts	60703400

Photo No. 239 24D-0115 boring hole	Date/Start Time: 6/13/2024 10:35:00 AM	Location: 24D-0115	Direction:

Description:

Location 24D-0115
Borehole



Photo No. 240 24D-0115-AS/AD	Date/Start Time: 6/13/2024 10:35:00 AM	Location: 24D-0115	Direction:

Description:

AS/AD soil sample : 0 - 1 ft



AECOM

PHOTOGRAPHIC LOG

Facility Name:	Site Location:	Project No.
Lower Neponset River	Boston and Milton, Massachusetts	60703400

Photo No. 241 24D-0115-BS lithology	Date/Start Time: 6/13/2024 10:35:00 AM	Location: 24D-0115	Direction:

Description:

BS soil sample : 1 - 1.6 ft



Photo No. 242 24D-0169 Location	Date/Start Time: 6/13/2024 11:32:00 AM	Location: 24D-0169	Direction:

Description:

Location 24D-0169 General Setting



PHOTOGRAPHIC LOG

Facility Name:	Site Location:	Project No.
Lower Neponset River	Boston and Milton, Massachusetts	60703400

Photo No. 243 24D-0169-AS sample	Date/Start Time: 6/13/2024 11:32:00 AM	Location: 24D-0169	Direction:

Description:

AS soil sample : 0 - 1 ft
Photo of whiteboard edited to depict the correct information.



Photo No. 244 24D-0169-BS sample	Date/Start Time: 6/13/2024 11:32:00 AM	Location: 24D-0169	Direction:

Description:

BS soil sample : 1 - 2 ft



PHOTOGRAPHIC LOG

Facility Name:	Site Location:	Project No.
Lower Neponset River	Boston and Milton, Massachusetts	60703400

Photo No. 245 24D-0169-CS sample	Date/Start Time: 6/13/2024 11:32:00 AM	Location: 24D-0169	Direction:
Description: CS soil sample : 2 - 2.4 ft			

Photo No. 246 24D-0113-AS/AD	Date/Start Time: 6/13/2024 12:25:00 PM	Location: 24D-0113	Direction:
Description: AS/AD soil sample : 0 - 1 ft			

AECOM

PHOTOGRAPHIC LOG

Facility Name:	Site Location:	Project No.
Lower Neponset River	Boston and Milton, Massachusetts	60703400

Photo No. 247 24D-0113-BS lithology	Date/Start Time: 6/13/2024 12:25:00 PM	Location: 24D-0113	Direction:
Description: BS soil sample : 1 - 2 ft			

Photo No. 248 24D-0113-CS lithology	Date/Start Time: 6/13/2024 12:25:00 PM	Location: 24D-0113	Direction:
Description: CS soil sample : 2 - 2.2 ft			

PHOTOGRAPHIC LOG

Facility Name:	Site Location:	Project No.
Lower Neponset River	Boston and Milton, Massachusetts	60703400

Photo No. 249 24D-0113 boring hole	Date/Start Time: 6/13/2024 12:25:00 PM	Location: 24D-0113	Direction:
Description: Location 24D-0113 Borehole			

Photo No. 250 24D-0114 boring hole	Date/Start Time: 6/13/2024 2:08:00 PM	Location: 24D-0114	Direction:
Description: Location 24D-0114 Borehole			

PHOTOGRAPHIC LOG

Facility Name:	Site Location:	Project No.
Lower Neponset River	Boston and Milton, Massachusetts	60703400

Photo No. 251 24D-0114-AS lithology	Date/Start Time: 6/13/2024 2:08:00 PM	Location: 24D-0114	Direction:

Description:

AS soil sample : 0 - 1 ft



Photo No. 252 24D-0114-BS lithology	Date/Start Time: 6/13/2024 2:08:00 PM	Location: 24D-0114	Direction:

Description:

BS soil sample : 1 - 2 ft



PHOTOGRAPHIC LOG

Facility Name:	Site Location:	Project No.
Lower Neponset River	Boston and Milton, Massachusetts	60703400

Photo No. 253 24D-0114-CS lithology	Date/Start Time: 6/13/2024 2:08:00 PM	Location: 24D-0114	Direction:

Description:

CS soil sample : 2 - 2.6 ft



Photo No. 254 24D-0170 Location	Date/Start Time: 6/13/2024 2:18:00 PM	Location: 24D-0170	Direction:

Description:

Location 24D-0170 General Setting



AECOM

PHOTOGRAPHIC LOG

Facility Name:	Site Location:	Project No.
Lower Neponset River	Boston and Milton, Massachusetts	60703400

Photo No. 255 24D-0170-AS sample	Date/Start Time: 6/13/2024 2:18:00 PM	Location: 24D-0170	Direction:
Description: AS soil sample : 0 - 1 ft			

Photo No. 256 24D-0170-BS sample	Date/Start Time: 6/13/2024 2:18:00 PM	Location: 24D-0170	Direction:
Description: BS soil sample : 1 - 1.6 ft			

PHOTOGRAPHIC LOG

Facility Name:	Site Location:	Project No.
Lower Neponset River	Boston and Milton, Massachusetts	60703400

Photo No. 257 24D-0019-AS lithology	Date/Start Time: 6/14/2024 8:22:00 AM	Location: 24D-0019	Direction:

Description:

AS soil sample : 0 - 1 ft
MS/MSD

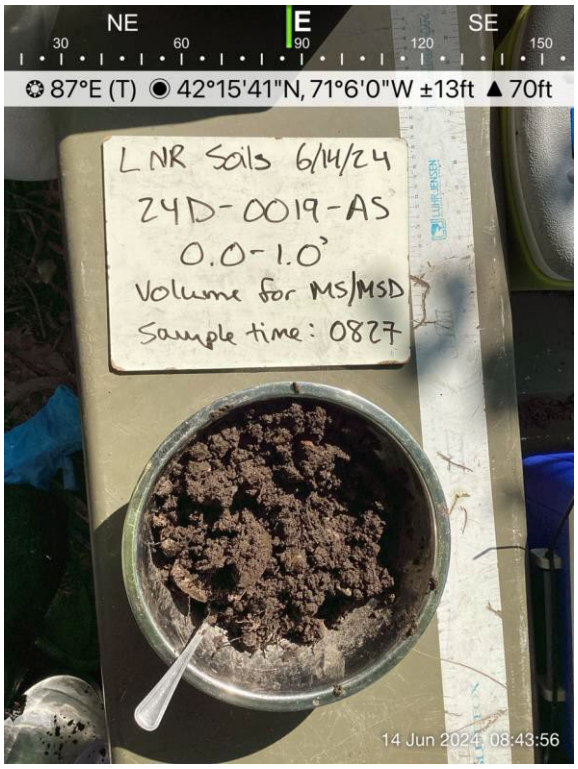

Photo No. 258 24D-0019 boring holes	Date/Start Time: 6/14/2024 8:22:00 AM	Location: 24D-0019	Direction:

Description:

Location 24D-0019
Borehole
L: Attempt #2 (0.0-1.0', volume needed for AS MS/MSD sample) R: Attempt #1 (0.0-1.6', AS & BS samples)



AECOM

PHOTOGRAPHIC LOG

Facility Name:	Site Location:	Project No.
Lower Neponset River	Boston and Milton, Massachusetts	60703400

Photo No. 259 24D-0019-BS lithology	Date/Start Time: 6/14/2024 8:22:00 AM	Location: 24D-0019	Direction:
Description: BS soil sample : 1 - 1.6 ft			

Photo No. 260 24D-0018-AS lithology	Date/Start Time: 6/14/2024 10:13:00 AM	Location: 24D-0018	Direction:
Description: AS soil sample : 0 - 1 ft			

PHOTOGRAPHIC LOG

Facility Name:	Site Location:	Project No.
Lower Neponset River	Boston and Milton, Massachusetts	60703400

Photo No. 261 24D-0018 boring hole	Date/Start Time: 6/14/2024 10:13:00 AM	Location: 24D-0018	Direction:

Description:

Location 24D-0018
Borehole
L to R: Attempt #2: refusal on large cobble layer at 1.0'
Attempt #1: refusal on large cobble layer and broken glass at 1.0' (AS collected)
Attempt #3: sidewall collapse from wet silt and organics preventing further advancement.



Photo No. 262 24D-0017-AS lithology	Date/Start Time: 6/14/2024 11:47:00 AM	Location: 24D-0017	Direction:

Description:

AS soil sample : 0 - 0.4 ft



PHOTOGRAPHIC LOG

Facility Name:	Site Location:	Project No.
Lower Neponset River	Boston and Milton, Massachusetts	60703400

Photo No. 263 24D-0017 boring hole	Date/Start Time: 6/14/2024 11:47:00 AM	Location: 24D-0017	Direction:

Description:

Location 24D-0017
Borehole



Photo No. 264 24D-0016-AS lithology	Date/Start Time: 6/14/2024 12:57:00 PM	Location: 24D-0016	Direction:

Description:

AS soil sample : 0 - 1 ft

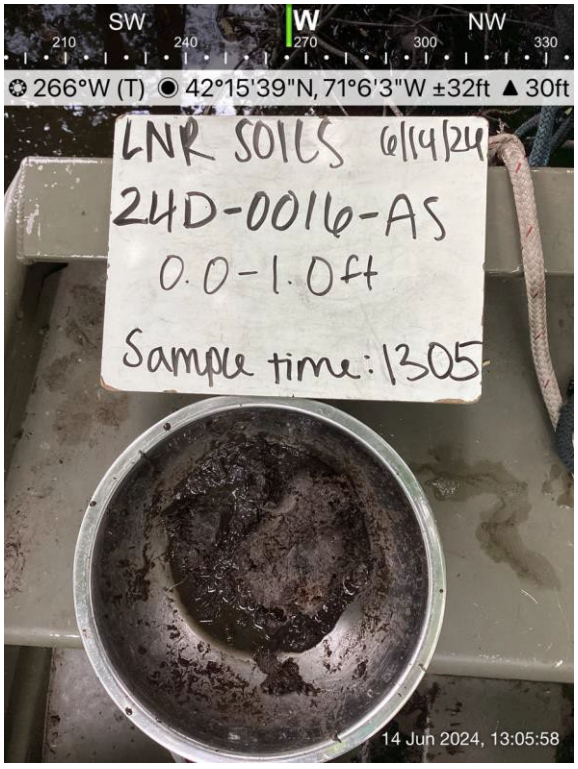

PHOTOGRAPHIC LOG

Facility Name:	Site Location:	Project No.
Lower Neponset River	Boston and Milton, Massachusetts	60703400

Photo No. 265 24D-0016 boring hole	Date/Start Time: 6/14/2024 12:57:00 PM	Location: 24D-0016	Direction:

Description:

Location 24D-0016
Borehole



Photo No. 266 24D-0015-AS lithology	Date/Start Time: 6/17/2024 8:31:00 AM	Location: 24D-0015	Direction:

Description:

AS soil sample : 0 - 1 ft
MS/MSD

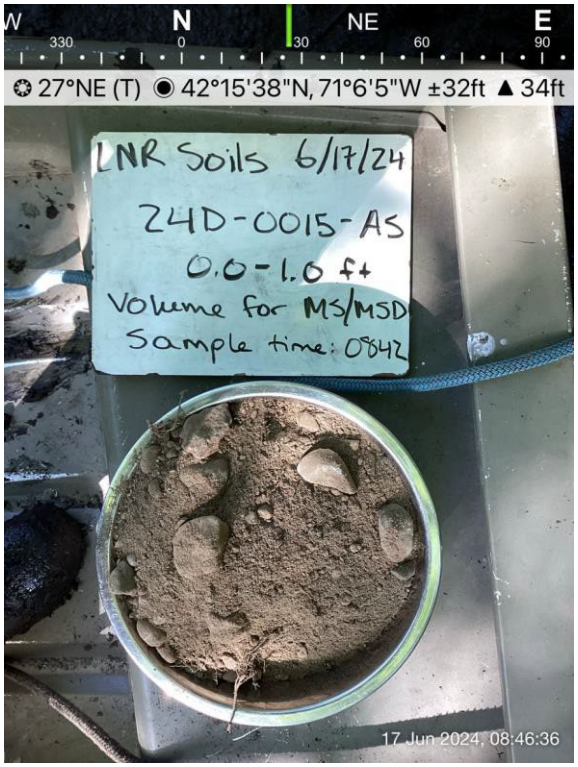

PHOTOGRAPHIC LOG

Facility Name:	Site Location:	Project No.
Lower Neponset River	Boston and Milton, Massachusetts	60703400

Photo No. 267 24D-0015 boring	Date/Start Time: 6/17/2024 8:31:00 AM	Location: 24D-0015	Direction:
Description: Location 24D-0015 Borehole			

Photo No. 268 24D-0172 Location	Date/Start Time: 6/17/2024 8:47:00 AM	Location: 24D-0172	Direction:
Description: Location 24D-0172 General Setting			

PHOTOGRAPHIC LOG

Facility Name:	Site Location:	Project No.
Lower Neponset River	Boston and Milton, Massachusetts	60703400

Photo No. 269 24D-0172-AS sample	Date/Start Time: 6/17/2024 8:47:00 AM	Location: 24D-0172	Direction:

Description:

AS soil sample : 0 - 1 ft



Photo No. 270 24D-0172-BS sample	Date/Start Time: 6/17/2024 8:47:00 AM	Location: 24D-0172	Direction:

Description:

BS soil sample : 1 - 2 ft



PHOTOGRAPHIC LOG

Facility Name:	Site Location:	Project No.
Lower Neponset River	Boston and Milton, Massachusetts	60703400

Photo No. 271 24D-0172-CS sample	Date/Start Time: 6/17/2024 8:47:00 AM	Location: 24D-0172	Direction:

Description:

CS soil sample : 2 - 3 ft



Photo No. 272 24D-0014-AS lithology	Date/Start Time: 6/17/2024 9:51:00 AM	Location: 24D-0014	Direction:

Description:

AS soil sample : 0 - 1 ft



PHOTOGRAPHIC LOG

Facility Name:	Site Location:	Project No.
Lower Neponset River	Boston and Milton, Massachusetts	60703400

Photo No. 273 24D-0014-BS lithology	Date/Start Time: 6/17/2024 9:51:00 AM	Location: 24D-0014	Direction:
Description: BS soil sample : 1 - 1.6 ft			

Photo No. 274 24D-0014 boring	Date/Start Time: 6/17/2024 9:51:00 AM	Location: 24D-0014	Direction:
Description: Location 24D-0014 Borehole			

PHOTOGRAPHIC LOG

Facility Name:	Site Location:	Project No.
Lower Neponset River	Boston and Milton, Massachusetts	60703400

Photo No. 275 24D-0173 Location	Date/Start Time: 6/17/2024 10:26:00 AM	Location: 24D-0173	Direction:

Description:

Location 24D-0173 General Setting



Photo No. 276 24D-0173-AS sample	Date/Start Time: 6/17/2024 10:26:00 AM	Location: 24D-0173	Direction:

Description:

AS soil sample : 0 - 1 ft



AECOM

PHOTOGRAPHIC LOG

Facility Name:	Site Location:	Project No.
Lower Neponset River	Boston and Milton, Massachusetts	60703400

Photo No. 277 24D-0173-BS	Date/Start Time: 6/17/2024 10:26:00 AM	Location: 24D-0173	Direction:
Description: BS soil sample : 1 - 2 ft			

Photo No. 278 24D-0173-CS sample	Date/Start Time: 6/17/2024 10:26:00 AM	Location: 24D-0173	Direction:
Description: CS soil sample : 2 - 3 ft			

AECOM

PHOTOGRAPHIC LOG

Facility Name:	Site Location:	Project No.
Lower Neponset River	Boston and Milton, Massachusetts	60703400

Photo No. 279 24D-0013-AS lithology	Date/Start Time: 6/17/2024 11:03:00 AM	Location: 24D-0013	Direction:

Description:

AS soil sample : 0 - 1 ft

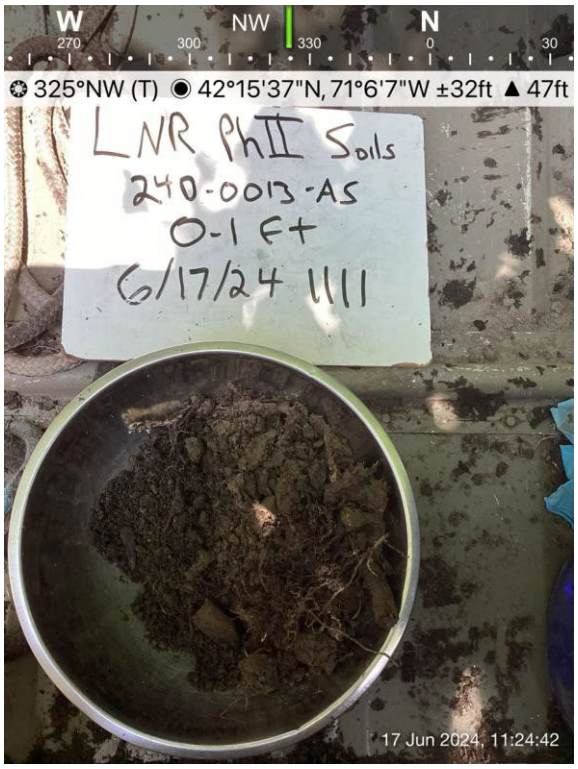

Photo No. 280 24D-0013-BS lithology	Date/Start Time: 6/17/2024 11:03:00 AM	Location: 24D-0013	Direction:

Description:

BS soil sample : 1 - 2 ft



PHOTOGRAPHIC LOG

Facility Name:	Site Location:	Project No.
Lower Neponset River	Boston and Milton, Massachusetts	60703400

Photo No. 281 24D-0013-CS lithology	Date/Start Time: 6/17/2024 11:03:00 AM	Location: 24D-0013	Direction:

Description:

CS soil sample : 2 - 2.1 ft



Photo No. 282 24D-0013 boring hole	Date/Start Time: 6/17/2024 11:03:00 AM	Location: 24D-0013	Direction:

Description:

Location 24D-0013
Borehole
L: Attempt #2 (0.0-2.1', samples collected) R: Attempt #1 (0.0-0.4', not used)



PHOTOGRAPHIC LOG

Facility Name:	Site Location:	Project No.
Lower Neponset River	Boston and Milton, Massachusetts	60703400

Photo No. 283 24D-0174 Location	Date/Start Time: 6/17/2024 11:49:00 AM	Location: 24D-0174	Direction:

Description:

Location 24D-0174 General Setting



Photo No. 284 24D-0174-AS sample	Date/Start Time: 6/17/2024 11:49:00 AM	Location: 24D-0174	Direction:

Description:

AS soil sample : 0 - 1 ft



AECOM

PHOTOGRAPHIC LOG

Facility Name:	Site Location:	Project No.
Lower Neponset River	Boston and Milton, Massachusetts	60703400

Photo No. 285 24D-0174-BS sample	Date/Start Time: 6/17/2024 11:49:00 AM	Location: 24D-0174	Direction:

Description:

BS soil sample : 1 - 2 ft



Photo No. 286 24D-0174-CS sample.	Date/Start Time: 6/17/2024 11:49:00 AM	Location: 24D-0174	Direction:

Description:

CS soil sample : 2 - 2.5 ft



AECOM

PHOTOGRAPHIC LOG

Facility Name:	Site Location:	Project No.
Lower Neponset River	Boston and Milton, Massachusetts	60703400

Photo No. 287 24D-0012-AS lithology	Date/Start Time: 6/17/2024 12:52:00 PM	Location: 24D-0012	Direction:

Description:

AS soil sample : 0 - 1 ft



Photo No. 288 24D-0012-BS lithology	Date/Start Time: 6/17/2024 12:52:00 PM	Location: 24D-0012	Direction:

Description:

BS soil sample : 1 - 2 ft



PHOTOGRAPHIC LOG

Facility Name:	Site Location:	Project No.
Lower Neponset River	Boston and Milton, Massachusetts	60703400

Photo No. 289 24D-0012-CS lithology	Date/Start Time: 6/17/2024 12:52:00 PM	Location: 24D-0012	Direction:

Description:

CS soil sample : 2 - 2.5 ft



Photo No. 290 24B-0012 boring	Date/Start Time: 6/17/2024 12:52:00 PM	Location: 24D-0012	Direction:

Description:

Location 24D-0012
Borehole



PHOTOGRAPHIC LOG

Facility Name:	Site Location:	Project No.
Lower Neponset River	Boston and Milton, Massachusetts	60703400

Photo No. 291 24D-0175 Location	Date/Start Time: 6/17/2024 1:32:00 PM	Location: 24D-0175	Direction:

Description:

Location 24D-0175 General Setting



Photo No. 292 24D-0175-AS sample	Date/Start Time: 6/17/2024 1:32:00 PM	Location: 24D-0175	Direction:

Description:

AS soil sample : 0 - 1 ft



PHOTOGRAPHIC LOG

Facility Name:	Site Location:	Project No.
Lower Neponset River	Boston and Milton, Massachusetts	60703400

Photo No. 293 24D-0175-BS sample	Date/Start Time: 6/17/2024 1:32:00 PM	Location: 24D-0175	Direction:

Description:

BS soil sample : 1 - 2 ft



Photo No. 294 24D-0175-CS sample	Date/Start Time: 6/17/2024 1:32:00 PM	Location: 24D-0175	Direction:

Description:

CS soil sample : 2 - 2.3 ft



AECOM

PHOTOGRAPHIC LOG

Facility Name:	Site Location:	Project No.
Lower Neponset River	Boston and Milton, Massachusetts	60703400

Photo No. 295 24D-0171 Location	Date/Start Time: 6/17/2024 2:50:00 PM	Location: 24D-0171	Direction:
Description: Location 24D-0171 General Setting			

Photo No. 296 24D-0171-AD/AS	Date/Start Time: 6/17/2024 2:50:00 PM	Location: 24D-0171	Direction:
Description: AS/AD soil sample : 0 - 1 ft			

AECOM

PHOTOGRAPHIC LOG

Facility Name:	Site Location:	Project No.
Lower Neponset River	Boston and Milton, Massachusetts	60703400

Photo No. 297 24D-0171-BS sample	Date/Start Time: 6/17/2024 2:50:00 PM	Location: 24D-0171	Direction:

Description:

BS soil sample : 1 - 2 ft



Photo No. 298 24D-0171-CS sample	Date/Start Time: 6/17/2024 2:50:00 PM	Location: 24D-0171	Direction:

Description:

CS soil sample : 2 - 2.6 ft



AECOM

PHOTOGRAPHIC LOG

Facility Name:	Site Location:	Project No.
Lower Neponset River	Boston and Milton, Massachusetts	60703400

Photo No. 299 24D-0176-AD/AS	Date/Start Time: 6/18/2024 8:17:00 AM	Location: 24D-0176	Direction:
Description: AS/AD soil sample : 0 - 1 ft			

Photo No. 300 24D-0176-BS lithology	Date/Start Time: 6/18/2024 8:17:00 AM	Location: 24D-0176	Direction:
Description: BS soil sample : 1 - 2 ft			

PHOTOGRAPHIC LOG

Facility Name:	Site Location:	Project No.
Lower Neponset River	Boston and Milton, Massachusetts	60703400

Photo No. 301 24D-0176-CS lithology	Date/Start Time: 6/18/2024 8:17:00 AM	Location: 24D-0176	Direction:
Description: CS soil sample : 2 - 3 ft			

Photo No. 302 24D-0176 boring hole	Date/Start Time: 6/18/2024 8:17:00 AM	Location: 24D-0176	Direction:
Description: Location 24D-0176 Borehole			

PHOTOGRAPHIC LOG

Facility Name:	Site Location:	Project No.
Lower Neponset River	Boston and Milton, Massachusetts	60703400

Photo No. 303 24D-0008-CS sample	Date/Start Time: 6/18/2024 9:20:00 AM	Location: 24D-0008	Direction:

Description:

CS soil sample : 2 - 2.3 ft



Photo No. 304 24D-0008 Location	Date/Start Time: 6/18/2024 9:20:00 AM	Location: 24D-0008	Direction:

Description:

Location 24D-0008 General Setting



AECOM

PHOTOGRAPHIC LOG

Facility Name:	Site Location:	Project No.
Lower Neponset River	Boston and Milton, Massachusetts	60703400

Photo No. 305 24D-0008-AD/AS	Date/Start Time: 6/18/2024 9:20:00 AM	Location: 24D-0008	Direction:
Description: AS/AD soil sample : 0 - 1 ft			

Photo No. 306 24D-0008-BS sample	Date/Start Time: 6/18/2024 9:20:00 AM	Location: 24D-0008	Direction:
Description: BS soil sample : 1 - 2 ft			

PHOTOGRAPHIC LOG

Facility Name:	Site Location:	Project No.
Lower Neponset River	Boston and Milton, Massachusetts	60703400

Photo No. 307 24D-0177-AS lithology	Date/Start Time: 6/18/2024 9:40:00 AM	Location: 24D-0177	Direction:

Description:

AS soil sample : 0 - 1 ft



Photo No. 308 24D-0177-BS lithology	Date/Start Time: 6/18/2024 9:40:00 AM	Location: 24D-0177	Direction:

Description:

BS soil sample : 1 - 1.1 ft



PHOTOGRAPHIC LOG

Facility Name:	Site Location:	Project No.
Lower Neponset River	Boston and Milton, Massachusetts	60703400

Photo No. 309 24D-0177 boring hole	Date/Start Time: 6/18/2024 9:40:00 AM	Location: 24D-0177	Direction:

Description:

Location 24D-0177
Borehole



Photo No. 310 24D-0178-AS lithology	Date/Start Time: 6/18/2024 10:52:00 AM	Location: 24D-0178	Direction:

Description:

AS soil sample : 0 - 1 ft



AECOM

PHOTOGRAPHIC LOG

Facility Name:	Site Location:	Project No.
Lower Neponset River	Boston and Milton, Massachusetts	60703400

Photo No. 311 24D-0178-BS lithology	Date/Start Time: 6/18/2024 10:52:00 AM	Location: 24D-0178	Direction:

Description:

BS soil sample : 1 - 1.5 ft



Photo No. 312 24D-0178 boring	Date/Start Time: 6/18/2024 10:52:00 AM	Location: 24D-0178	Direction:

Description:

Location 24D-0178
Borehole



PHOTOGRAPHIC LOG

Facility Name:	Site Location:	Project No.
Lower Neponset River	Boston and Milton, Massachusetts	60703400

Photo No. 313 24D-0009-CS sample	Date/Start Time: 6/18/2024 11:00:00 AM	Location: 24D-0009	Direction:

Description:

CS soil sample : 2 - 3 ft



Photo No. 314 24D-0009 Location	Date/Start Time: 6/18/2024 11:00:00 AM	Location: 24D-0009	Direction:

Description:

Location 24D-0009 General Setting



AECOM

PHOTOGRAPHIC LOG

Facility Name:	Site Location:	Project No.
Lower Neponset River	Boston and Milton, Massachusetts	60703400

Photo No. 315 24D-0009-AD/AS	Date/Start Time: 6/18/2024 11:00:00 AM	Location: 24D-0009	Direction:
Description: AS/AD soil sample : 0 - 1 ft			

Photo No. 316 24D-0009-BS sample	Date/Start Time: 6/18/2024 11:00:00 AM	Location: 24D-0009	Direction:
Description: BS soil sample : 1 - 2 ft			

AECOM

PHOTOGRAPHIC LOG

Facility Name:	Site Location:	Project No.
Lower Neponset River	Boston and Milton, Massachusetts	60703400

Photo No. 317 24D-0179-AD/AS	Date/Start Time: 6/18/2024 12:52:00 PM	Location: 24D-0179	Direction:

Description:

AS/AD soil sample : 0 - 1 ft



Photo No. 318 24D-0179-BD/BS	Date/Start Time: 6/18/2024 12:52:00 PM	Location: 24D-0179	Direction:

Description:

BS/BD soil sample : 1 - 1.6 ft



PHOTOGRAPHIC LOG

Facility Name:	Site Location:	Project No.
Lower Neponset River	Boston and Milton, Massachusetts	60703400

Photo No. 319 24D-0179 Boring Hole	Date/Start Time: 6/18/2024 12:52:00 PM	Location: 24D-0179	Direction:

Description:

Location 24D-0179
Borehole



Photo No. 320 24D-0011 Location-initial	Date/Start Time: 6/18/2024 1:15:00 PM	Location: 24D-0011	Direction:

Description:

Location 24D-0011 General Setting
Location was moved due to presence of leaf litter mound and was heavily rooted. The final location is shown in photo no. 323.



AECOM

PHOTOGRAPHIC LOG

Facility Name:	Site Location:	Project No.
Lower Neponset River	Boston and Milton, Massachusetts	60703400

Photo No. 321 24D-0011-BS sample	Date/Start Time: 6/18/2024 1:15:00 PM	Location: 24D-0011	Direction:

Description:

BS soil sample : 1 - 2 ft



Photo No. 322 24D-0011-CS Sample	Date/Start Time: 6/18/2024 1:15:00 PM	Location: 24D-0011	Direction:

Description:

CS soil sample : 2 - 3 ft



AECOM

PHOTOGRAPHIC LOG

Facility Name:	Site Location:	Project No.
Lower Neponset River	Boston and Milton, Massachusetts	60703400

Photo No. 323 24D-0011 Location final	Date/Start Time: 6/18/2024 1:15:00 PM	Location: 24D-0011	Direction:

Description:

Location 24D-0011 General Setting



Photo No. 324 24D-0011-AS sample	Date/Start Time: 6/18/2024 1:15:00 PM	Location: 24D-0011	Direction:

Description:

AS soil sample : 0 - 1 ft



PHOTOGRAPHIC LOG

Facility Name:	Site Location:	Project No.
Lower Neponset River	Boston and Milton, Massachusetts	60703400

Photo No. 325 24D-0180 boring hole	Date/Start Time: 6/18/2024 1:57:00 PM	Location: 24D-0180	Direction:

Description:

Location 24D-0180
Borehole



Photo No. 326 24D-0180-AS lithology	Date/Start Time: 6/18/2024 1:57:00 PM	Location: 24D-0180	Direction:

Description:

AS soil sample : 0 - 1 ft



AECOM

PHOTOGRAPHIC LOG

Facility Name:	Site Location:	Project No.
Lower Neponset River	Boston and Milton, Massachusetts	60703400

Photo No. 327 24D-0180-BS lithology	Date/Start Time: 6/18/2024 1:57:00 PM	Location: 24D-0180	Direction:

Description:

BS soil sample : 1 - 1.8 ft
Interval listed on board is incorrect and should be: 1.0-1.8'.



Photo No. 328 24D-0181-AS lithology	Date/Start Time: 6/18/2024 2:46:00 PM	Location: 24D-0181	Direction:

Description:

AS soil sample : 0 - 1 ft



AECOM

PHOTOGRAPHIC LOG

Facility Name:	Site Location:	Project No.
Lower Neponset River	Boston and Milton, Massachusetts	60703400

Photo No. 329 24D-0181-BS lithology	Date/Start Time: 6/18/2024 2:46:00 PM	Location: 24D-0181	Direction:

Description:

BS soil sample : 1 - 2 ft



Photo No. 330 24D-0181 boring hole	Date/Start Time: 6/18/2024 2:46:00 PM	Location: 24D-0181	Direction:

Description:

Location 24D-0181
Borehole



PHOTOGRAPHIC LOG

Facility Name:	Site Location:	Project No.
Lower Neponset River	Boston and Milton, Massachusetts	60703400

Photo No. 331 24D-0181-CS lithology	Date/Start Time: 6/18/2024 2:46:00 PM	Location: 24D-0181	Direction:

Description:

CS soil sample : 2 - 3 ft



Photo No. 332 24D-0010-BS sample	Date/Start Time: 6/18/2024 3:13:00 PM	Location: 24D-0010	Direction:

Description:

BS soil sample : 1 - 2 ft



PHOTOGRAPHIC LOG

Facility Name:	Site Location:	Project No.
Lower Neponset River	Boston and Milton, Massachusetts	60703400

Photo No. 333 24D-0010 Location	Date/Start Time: 6/18/2024 3:13:00 PM	Location: 24D-0010	Direction:

Description:

Location 24D-0010 General Setting



Photo No. 334 24D-0010-CS sample	Date/Start Time: 6/18/2024 3:13:00 PM	Location: 24D-0010	Direction:

Description:

CS soil sample : 2 - 3 ft



PHOTOGRAPHIC LOG

Facility Name:	Site Location:	Project No.
Lower Neponset River	Boston and Milton, Massachusetts	60703400

Photo No. 335 24D-0010-AS sample	Date/Start Time: 6/18/2024 3:13:00 PM	Location: 24D-0010	Direction:

Description:

AS soil sample : 0 - 1 ft



Photo No. 336 24D-0182-AS lithology	Date/Start Time: 6/19/2024 8:30:00 AM	Location: 24D-0182	Direction:

Description:

AS soil sample : 0 - 1 ft
MS/MSD



PHOTOGRAPHIC LOG

Facility Name:	Site Location:	Project No.
Lower Neponset River	Boston and Milton, Massachusetts	60703400

Photo No. 337 24D-0182-BS lithology	Date/Start Time: 6/19/2024 8:30:00 AM	Location: 24D-0182	Direction:
Description: BS soil sample : 1 - 2 ft MS/MSD			

Photo No. 338 24D-0182-CS lithology	Date/Start Time: 6/19/2024 8:30:00 AM	Location: 24D-0182	Direction:
Description: CS soil sample : 2 - 3 ft			

PHOTOGRAPHIC LOG

Facility Name:	Site Location:	Project No.
Lower Neponset River	Boston and Milton, Massachusetts	60703400

Photo No. 339 24D-0182 boring hole	Date/Start Time: 6/19/2024 8:30:00 AM	Location: 24D-0182	Direction:

Description:

Location 24D-0182
Borehole



Photo No. 340 24D-0183-BS lithology	Date/Start Time: 6/19/2024 10:09:00 AM	Location: 24D-0183	Direction:

Description:

BS soil sample : 1 - 1.8 ft



PHOTOGRAPHIC LOG

Facility Name:	Site Location:	Project No.
Lower Neponset River	Boston and Milton, Massachusetts	60703400

Photo No. 341 24D-0183 boring hole	Date/Start Time: 6/19/2024 10:09:00 AM	Location: 24D-0183	Direction:

Description:

Location 24D-0183
Borehole
L to R: Attempt #3: (BS sample collected) Attempt #2: (AS sample collected) Attempt #1



Photo No. 342 24D-0183-AS lithology	Date/Start Time: 6/19/2024 10:09:00 AM	Location: 24D-0183	Direction:

Description:

AS soil sample : 0 - 1 ft



PHOTOGRAPHIC LOG

Facility Name:	Site Location:	Project No.
Lower Neponset River	Boston and Milton, Massachusetts	60703400

Photo No. 343 24D-0184-AS lithology	Date/Start Time: 6/19/2024 11:35:00 AM	Location: 24D-0184	Direction:

Description:

AS soil sample : 0 - 1 ft



Photo No. 344 24D-0184-BS lithology	Date/Start Time: 6/19/2024 11:35:00 AM	Location: 24D-0184	Direction:

Description:

BS soil sample : 1 - 2 ft



AECOM

PHOTOGRAPHIC LOG

Facility Name:	Site Location:	Project No.
Lower Neponset River	Boston and Milton, Massachusetts	60703400

Photo No. 345 24D-0184-CS lithology	Date/Start Time: 6/19/2024 11:35:00 AM	Location: 24D-0184	Direction:

Description:

CS soil sample : 2 - 2.7 ft



Photo No. 346 24D-0184 boring hole	Date/Start Time: 6/19/2024 11:35:00 AM	Location: 24D-0184	Direction:

Description:

Location 24D-0184
Borehole



PHOTOGRAPHIC LOG

Facility Name:	Site Location:	Project No.
Lower Neponset River	Boston and Milton, Massachusetts	60703400

Photo No. 347 24D-0184 general setting	Date/Start Time: 6/19/2024 11:35:00 AM	Location: 24D-0184	Direction:

Description:

Location 24D-0184 General Setting



Photo No. 348 24D-0185-AS lithology	Date/Start Time: 6/19/2024 1:41:00 PM	Location: 24D-0185	Direction:

Description:

AS soil sample : 0 - 1 ft



AECOM

PHOTOGRAPHIC LOG

Facility Name:	Site Location:	Project No.
Lower Neponset River	Boston and Milton, Massachusetts	60703400

Photo No. 349 24D-0185-BS lithology	Date/Start Time: 6/19/2024 1:41:00 PM	Location: 24D-0185	Direction:
Description: BS soil sample : 1 - 2 ft			

Photo No. 350 24D-0185-CS lithology	Date/Start Time: 6/19/2024 1:41:00 PM	Location: 24D-0185	Direction:
Description: CS soil sample : 2 - 3 ft			

PHOTOGRAPHIC LOG

Facility Name:	Site Location:	Project No.
Lower Neponset River	Boston and Milton, Massachusetts	60703400

Photo No. 351 24D-0185 boring hole	Date/Start Time: 6/19/2024 1:41:00 PM	Location: 24D-0185	Direction:

Description:

Location 24D-0185
Borehole



Photo No. 352 24D-0149 boring hole	Date/Start Time: 6/20/2024 7:50:00 AM	Location: 24D-0149	Direction:

Description:

Location 24D-0149
Borehole



PHOTOGRAPHIC LOG

Facility Name:	Site Location:	Project No.
Lower Neponset River	Boston and Milton, Massachusetts	60703400

Photo No. 353 24D-0149-AS lithology	Date/Start Time: 6/20/2024 7:50:00 AM	Location: 24D-0149	Direction:

Description:

AS soil sample : 0 - 1 ft



Photo No. 354 24D-0149-BS lithology	Date/Start Time: 6/20/2024 7:50:00 AM	Location: 24D-0149	Direction:

Description:

BS soil sample : 1 - 2 ft



PHOTOGRAPHIC LOG

Facility Name:	Site Location:	Project No.
Lower Neponset River	Boston and Milton, Massachusetts	60703400

Photo No. 355 24D-0148 boring hole	Date/Start Time: 6/20/2024 9:25:00 AM	Location: 24D-0148	Direction:

Description:

Location 24D-0148
Borehole



Photo No. 356 24D-0148-CS lithology	Date/Start Time: 6/20/2024 9:25:00 AM	Location: 24D-0148	Direction:

Description:

CS soil sample : 2 - 2.3 ft



PHOTOGRAPHIC LOG

Facility Name:	Site Location:	Project No.
Lower Neponset River	Boston and Milton, Massachusetts	60703400

Photo No. 357 24D-0148-BS lithology	Date/Start Time: 6/20/2024 9:25:00 AM	Location: 24D-0148	Direction:
Description: BS soil sample : 1 - 2 ft			

Photo No. 358 24D-0148-AS lithology	Date/Start Time: 6/20/2024 9:25:00 AM	Location: 24D-0148	Direction:
Description: AS soil sample : 0 - 1 ft			

AECOM

PHOTOGRAPHIC LOG

Facility Name:	Site Location:	Project No.
Lower Neponset River	Boston and Milton, Massachusetts	60703400

Photo No. 359 24D-0147-AS lithology	Date/Start Time: 6/20/2024 11:13:00 AM	Location: 24D-0147	Direction:
Description: AS soil sample : 0 - 1 ft			

Photo No. 360 24D-0147-BS lithology	Date/Start Time: 6/20/2024 11:13:00 AM	Location: 24D-0147	Direction:
Description: BS soil sample : 1 - 1.7 ft			

PHOTOGRAPHIC LOG

Facility Name:	Site Location:	Project No.
Lower Neponset River	Boston and Milton, Massachusetts	60703400

Photo No. 361 24D-0147 boring hole	Date/Start Time: 6/20/2024 11:13:00 AM	Location: 24D-0147	Direction:

Description:

Location 24D-0147
Borehole



Photo No. 362 24D-0146-AS lithology	Date/Start Time: 6/20/2024 1:21:00 PM	Location: 24D-0146	Direction:

Description:

AS soil sample : 0 - 1 ft



PHOTOGRAPHIC LOG

Facility Name:	Site Location:	Project No.
Lower Neponset River	Boston and Milton, Massachusetts	60703400

Photo No. 363 24D-0146 boring hole	Date/Start Time: 6/20/2024 1:21:00 PM	Location: 24D-0146	Direction:

Description:

Location 24D-0146
Borehole



Photo No. 364 24D-0150-AS	Date/Start Time: 6/20/2024 2:50:00 PM	Location: 24D-0150	Direction:

Description:

AS soil sample : 0 - 1 ft
MS/MSD

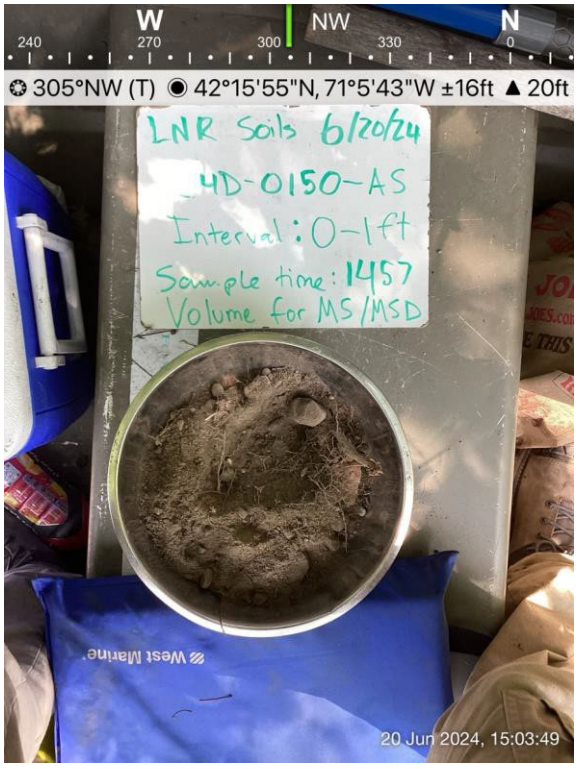

PHOTOGRAPHIC LOG

Facility Name:	Site Location:	Project No.
Lower Neponset River	Boston and Milton, Massachusetts	60703400

Photo No. 365 24D-0150-BS lithology	Date/Start Time: 6/20/2024 2:50:00 PM	Location: 24D-0150	Direction:

Description:

BS soil sample : 1 - 1.2 ft

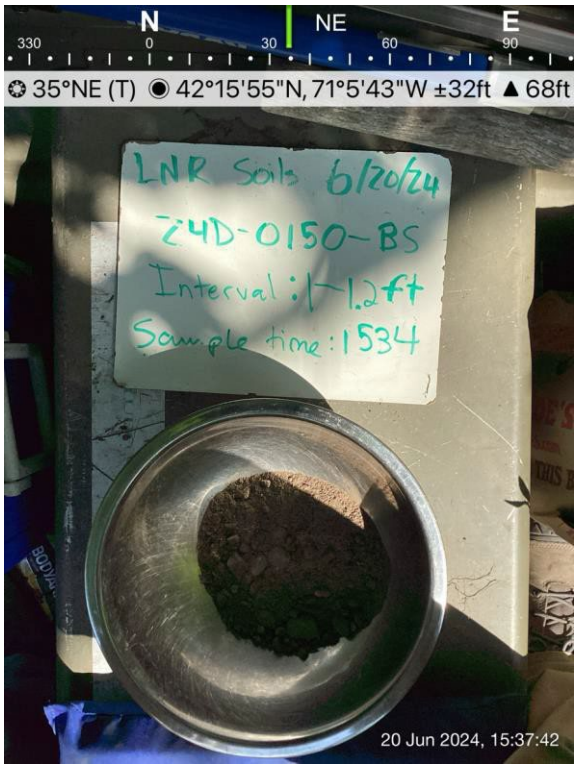

Photo No. 366 24D-0150 boring hole	Date/Start Time: 6/20/2024 2:50:00 PM	Location: 24D-0150	Direction:

Description:

Location 24D-0150
Borehole



PHOTOGRAPHIC LOG

Facility Name:	Site Location:	Project No.
Lower Neponset River	Boston and Milton, Massachusetts	60703400

Photo No. 367 24D-0028-AS lithology	Date/Start Time: 6/21/2024 8:06:00 AM	Location: 24D-0028	Direction:

Description:

AS soil sample : 0 - 1 ft



Photo No. 368 24D-0028-BS lithology	Date/Start Time: 6/21/2024 8:06:00 AM	Location: 24D-0028	Direction:

Description:

BS soil sample : 1 - 1.6 ft



PHOTOGRAPHIC LOG

Facility Name:	Site Location:	Project No.
Lower Neponset River	Boston and Milton, Massachusetts	60703400

Photo No. 369 24D-0028 boring hole	Date/Start Time: 6/21/2024 8:06:00 AM	Location: 24D-0028	Direction:

Description:

Location 24D-0028
Borehole



Photo No. 370 24D-0188 Location	Date/Start Time: 6/21/2024 8:32:00 AM	Location: 24D-0188	Direction:

Description:

Location 24D-0188 General
Setting



AECOM

PHOTOGRAPHIC LOG

Facility Name:	Site Location:	Project No.
Lower Neponset River	Boston and Milton, Massachusetts	60703400

Photo No. 371 24D-0188-AS sample	Date/Start Time: 6/21/2024 8:32:00 AM	Location: 24D-0188	Direction:

Description:

AS soil sample : 0 - 1 ft
MS/MSD



Photo No. 372 24D-0188-BS sample	Date/Start Time: 6/21/2024 8:32:00 AM	Location: 24D-0188	Direction:

Description:

BS soil sample : 1 - 2 ft



PHOTOGRAPHIC LOG

Facility Name:	Site Location:	Project No.
Lower Neponset River	Boston and Milton, Massachusetts	60703400

Photo No. 373 24D-0188-CS sample	Date/Start Time: 6/21/2024 8:32:00 AM	Location: 24D-0188	Direction:

Description:

CS soil sample : 2 - 3 ft



Photo No. 374 24D-0029-AS lithology	Date/Start Time: 6/21/2024 9:58:00 AM	Location: 24D-0029	Direction:

Description:

AS soil sample : 0 - 1 ft



PHOTOGRAPHIC LOG

Facility Name:	Site Location:	Project No.
Lower Neponset River	Boston and Milton, Massachusetts	60703400

Photo No. 375 24D-0029-BS lithology	Date/Start Time: 6/21/2024 9:58:00 AM	Location: 24D-0029	Direction:

Description:

BS soil sample : 1 - 1.5 ft

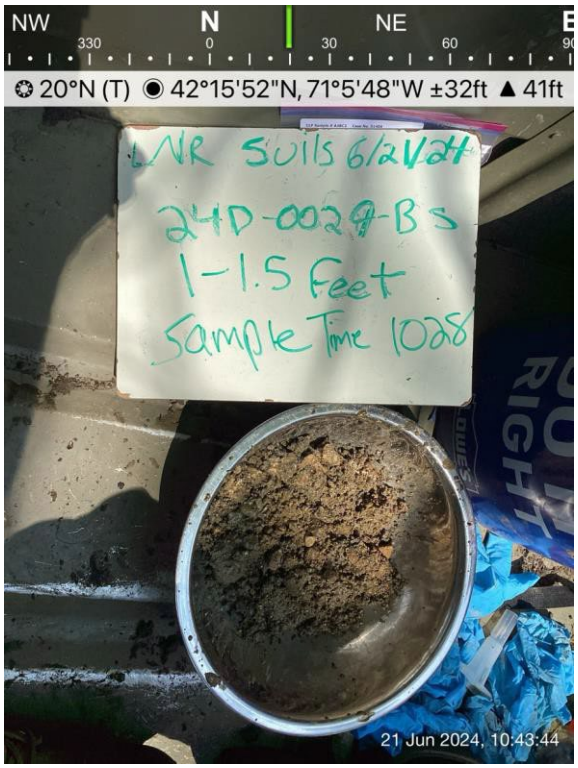

Photo No. 376 24D-0029 boring hole	Date/Start Time: 6/21/2024 9:58:00 AM	Location: 24D-0029	Direction:

Description:

Location 24D-0029
Borehole



PHOTOGRAPHIC LOG

Facility Name:	Site Location:	Project No.
Lower Neponset River	Boston and Milton, Massachusetts	60703400

Photo No. 377 24D-0187 Location	Date/Start Time: 6/21/2024 10:35:00 AM	Location: 24D-0187	Direction:

Description:

Location 24D-0187 General Setting
Shifted 3 feet towards river due to roots.



Photo No. 378 24D-0187-BS lithology	Date/Start Time: 6/21/2024 10:35:00 AM	Location: 24D-0187	Direction:

Description:

BS soil sample : 1 - 1.5 ft



AECOM

PHOTOGRAPHIC LOG

Facility Name:	Site Location:	Project No.
Lower Neponset River	Boston and Milton, Massachusetts	60703400

Photo No. 379 24D-0187-AS lithology	Date/Start Time: 6/21/2024 10:35:00 AM	Location: 24D-0187	Direction:

Description:

AS soil sample : 0 - 1 ft

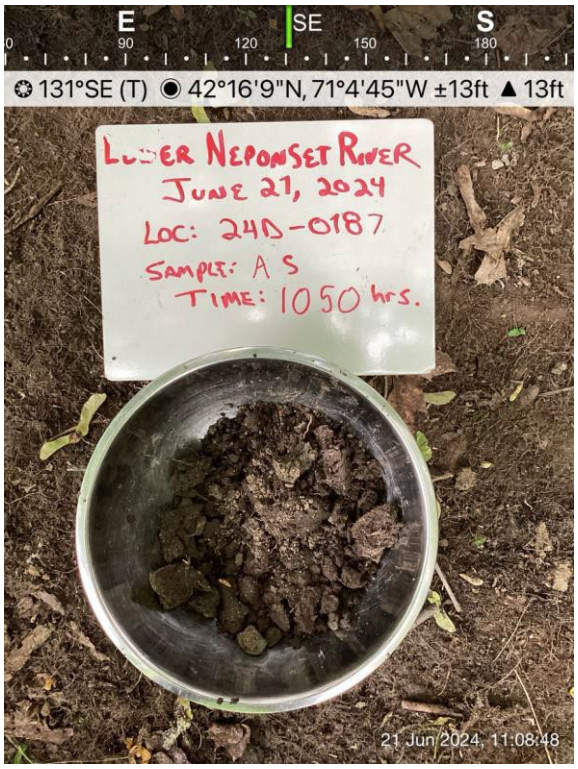

Photo No. 380 24D-0031-AS lithology	Date/Start Time: 6/21/2024 11:51:00 AM	Location: 24D-0031	Direction:

Description:

AS soil sample : 0 - 1 ft



PHOTOGRAPHIC LOG

Facility Name:	Site Location:	Project No.
Lower Neponset River	Boston and Milton, Massachusetts	60703400

Photo No. 381 24D-0031-BS lithology	Date/Start Time: 6/21/2024 11:51:00 AM	Location: 24D-0031	Direction:

Description:

BS soil sample : 1 - 1.8 ft



Photo No. 382 24D-0186 Location	Date/Start Time: 6/21/2024 1:00:00 PM	Location: 24D-0186	Direction:

Description:

Location 24D-0186 General Setting



PHOTOGRAPHIC LOG

Facility Name:	Site Location:	Project No.
Lower Neponset River	Boston and Milton, Massachusetts	60703400

Photo No. 383 24D-0186-AD/AS	Date/Start Time: 6/21/2024 1:00:00 PM	Location: 24D-0186	Direction:

Description:

AS/AD soil sample : 0 - 1 ft



Photo No. 384 24D-0186-BS lithology	Date/Start Time: 6/21/2024 1:00:00 PM	Location: 24D-0186	Direction:

Description:

BS soil sample : 1 - 1.4 ft

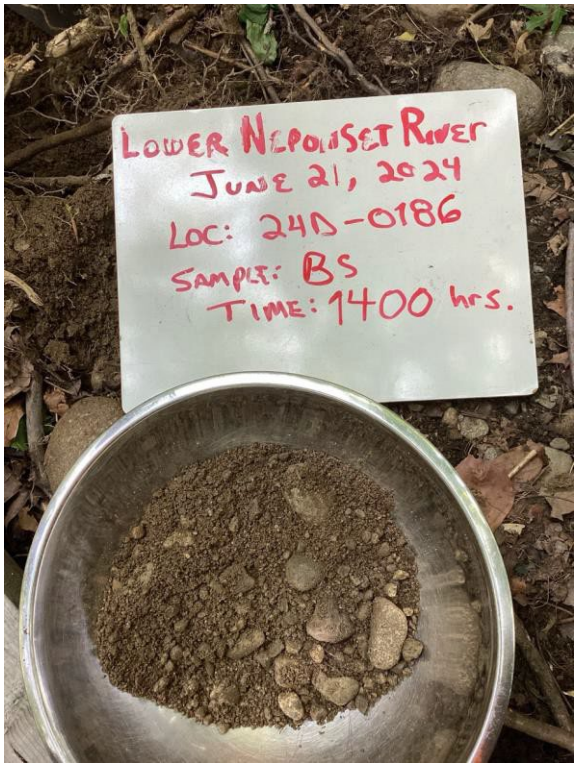

PHOTOGRAPHIC LOG

Facility Name:	Site Location:	Project No.
Lower Neponset River	Boston and Milton, Massachusetts	60703400

Photo No. 385 24D-0030-AS lithology	Date/Start Time: 6/21/2024 1:08:00 PM	Location: 24D-0030	Direction:

Description:

AS soil sample : 0 - 1 ft



Photo No. 386 24D-0030-BS lithology	Date/Start Time: 6/21/2024 1:08:00 PM	Location: 24D-0030	Direction:

Description:

BS soil sample : 1 - 1.3 ft



PHOTOGRAPHIC LOG

Facility Name:	Site Location:	Project No.
Lower Neponset River	Boston and Milton, Massachusetts	60703400

Photo No. 387 24D-0030 boring hole	Date/Start Time: 6/21/2024 1:08:00 PM	Location: 24D-0030	Direction:

Description:

Location 24D-0030
Borehole



Photo No. 388 24D-0151-AS lithology	Date/Start Time: 6/24/2024 7:56:00 AM	Location: 24D-0151	Direction:

Description:

AS soil sample : 0 - 1 ft



PHOTOGRAPHIC LOG

Facility Name:	Site Location:	Project No.
Lower Neponset River	Boston and Milton, Massachusetts	60703400

Photo No. 389 24D-0151-BS lithology	Date/Start Time: 6/24/2024 7:56:00 AM	Location: 24D-0151	Direction:

Description:

BS soil sample : 1 - 1.5 ft



Photo No. 390 24D-0151 boring hole	Date/Start Time: 6/24/2024 7:56:00 AM	Location: 24D-0151	Direction:

Description:

Location 24D-0151
Borehole



PHOTOGRAPHIC LOG

Facility Name:	Site Location:	Project No.
Lower Neponset River	Boston and Milton, Massachusetts	60703400

Photo No. 391 24D-0032-AS lithology	Date/Start Time: 6/24/2024 8:53:00 AM	Location: 24D-0032	Direction:

Description:

AS soil sample : 0 - 0.6 ft

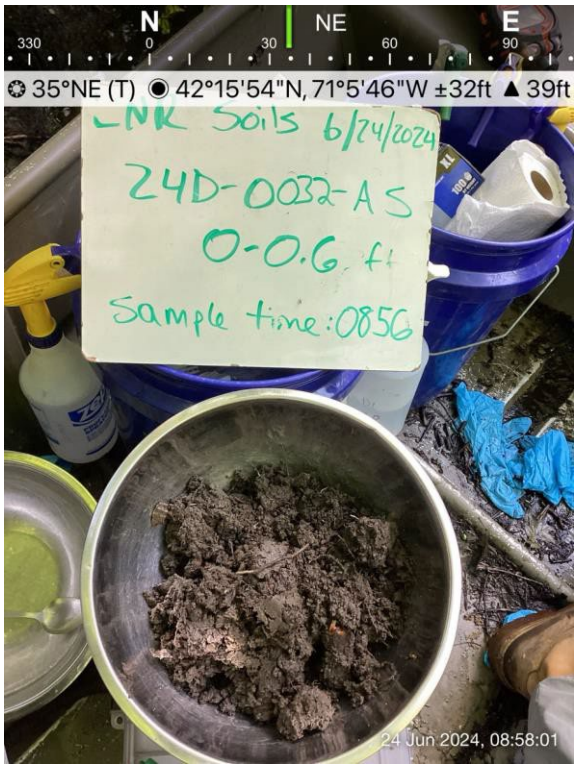

Photo No. 392 24D-0032 boring hole	Date/Start Time: 6/24/2024 8:53:00 AM	Location: 24D-0032	Direction:

Description:

Location 24D-0032
Borehole



PHOTOGRAPHIC LOG

Facility Name:	Site Location:	Project No.
Lower Neponset River	Boston and Milton, Massachusetts	60703400

Photo No. 393 24D-0189 Location	Date/Start Time: 6/24/2024 9:02:00 AM	Location: 24D-0189	Direction:

Description:

Location 24D-0189 General Setting



Photo No. 394 24D-0189-AS sample	Date/Start Time: 6/24/2024 9:02:00 AM	Location: 24D-0189	Direction:

Description:

AS soil sample : 0 - 1 ft



PHOTOGRAPHIC LOG

Facility Name:	Site Location:	Project No.
Lower Neponset River	Boston and Milton, Massachusetts	60703400

Photo No. 395 24D-0189-BS sample	Date/Start Time: 6/24/2024 9:02:00 AM	Location: 24D-0189	Direction:

Description:

BS soil sample : 1 – 1.8 ft



Photo No. 396 24D-0027-AS lithology	Date/Start Time: 6/24/2024 9:46:00 AM	Location: 24D-0027	Direction:

Description:

AS soil sample : 0 - 1 ft



PHOTOGRAPHIC LOG

Facility Name:	Site Location:	Project No.
Lower Neponset River	Boston and Milton, Massachusetts	60703400

Photo No. 397 24D-0027 boring hole	Date/Start Time: 6/24/2024 9:46:00 AM	Location: 24D-0027	Direction:

Description:

Location 24D-0027
Borehole



Photo No. 398 24D-0026-AS lithology	Date/Start Time: 6/24/2024 10:17:00 AM	Location: 24D-0026	Direction:

Description:

AS soil sample : 0 - 1 ft



PHOTOGRAPHIC LOG

Facility Name:	Site Location:	Project No.
Lower Neponset River	Boston and Milton, Massachusetts	60703400

Photo No. 399 24D-0026-BS lithology	Date/Start Time: 6/24/2024 10:17:00 AM	Location: 24D-0026	Direction:

Description:

BS soil sample : 1 - 2 ft
Sample ID listed on board is incorrect, the photo is of 24D-0026-BS.



Photo No. 400 24D-0026-CS lithology	Date/Start Time: 6/24/2024 10:17:00 AM	Location: 24D-0026	Direction:

Description:

CS soil sample : 2 - 3 ft



PHOTOGRAPHIC LOG

Facility Name:	Site Location:	Project No.
Lower Neponset River	Boston and Milton, Massachusetts	60703400

Photo No. 401 24D-0026 boring hole	Date/Start Time: 6/24/2024 10:17:00 AM	Location: 24D-0026	Direction:

Description:

Location 24D-0026 Borehole



Photo No. 402 24D-0190 Location	Date/Start Time: 6/24/2024 10:30:00 AM	Location: 24D-0190	Direction:

Description:

Location 24D-0190 General Setting



PHOTOGRAPHIC LOG

Facility Name:	Site Location:	Project No.
Lower Neponset River	Boston and Milton, Massachusetts	60703400

Photo No. 403 24D-0190-AS sample	Date/Start Time: 6/24/2024 10:30:00 AM	Location: 24D-0190	Direction:

Description:

AS soil sample : 0 - 1 ft



Photo No. 404 24D-0190-BS sample	Date/Start Time: 6/24/2024 10:30:00 AM	Location: 24D-0190	Direction:

Description:

BS soil sample : 1 - 2 ft

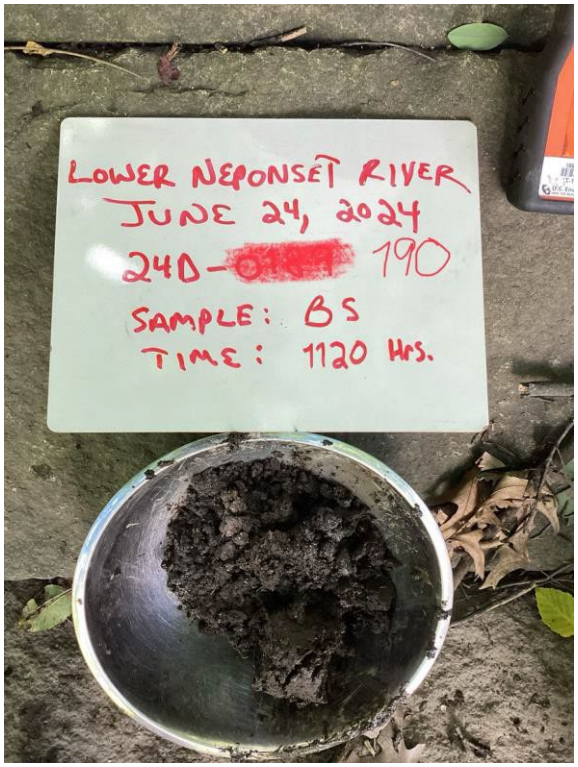

PHOTOGRAPHIC LOG

Facility Name:	Site Location:	Project No.
Lower Neponset River	Boston and Milton, Massachusetts	60703400

Photo No. 405 24D-0190-CS sample	Date/Start Time: 6/24/2024 10:30:00 AM	Location: 24D-0190	Direction:
Description: CS soil sample : 2 - 3 ft	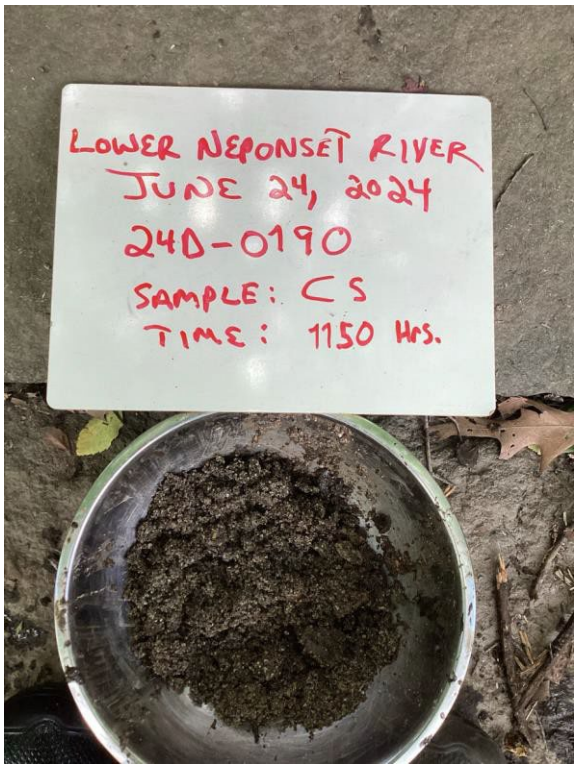		

Photo No. 406 24D-0025-AD/AS	Date/Start Time: 6/24/2024 12:17:00 PM	Location: 24D-0025	Direction:
Description: AS soil sample : 0 - 0.6 ft			

PHOTOGRAPHIC LOG

Facility Name:	Site Location:	Project No.
Lower Neponset River	Boston and Milton, Massachusetts	60703400

Photo No. 407 24D-0025 boring hole	Date/Start Time: 6/24/2024 12:17:00 PM	Location: 24D-0025	Direction:

Description:

Location 24D-0025
Borehole



Photo No. 408 24D-0191-AS sample	Date/Start Time: 6/24/2024 12:30:00 PM	Location: 24D-0191	Direction:

Description:

AS soil sample : 0 - 1 ft

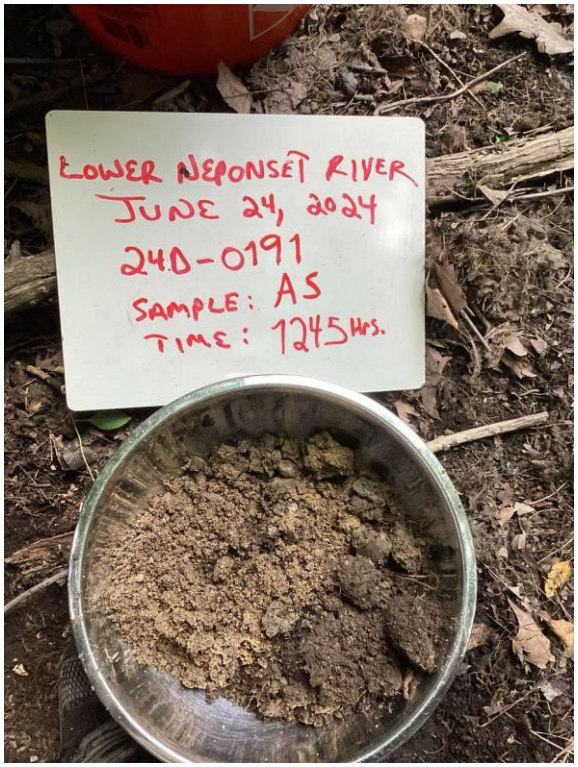

PHOTOGRAPHIC LOG

Facility Name:	Site Location:	Project No.
Lower Neponset River	Boston and Milton, Massachusetts	60703400

Photo No. 409 24D-0191-BS sample	Date/Start Time: 6/24/2024 12:30:00 PM	Location: 24D-0191	Direction:

Description:

BS soil sample : 1 - 2 ft



Photo No. 410 24D-0191-CS sample	Date/Start Time: 6/24/2024 12:30:00 PM	Location: 24D-0191	Direction:

Description:

CS soil sample : 2 - 2.3 ft



PHOTOGRAPHIC LOG

Facility Name:	Site Location:	Project No.
Lower Neponset River	Boston and Milton, Massachusetts	60703400

Photo No. 411 24D-0191 Location	Date/Start Time: 6/24/2024 12:30:00 PM	Location: 24D-0191	Direction:

Description:

Location 24D-0191 General Setting



Photo No. 412 24D-0024-AS lithology	Date/Start Time: 6/24/2024 2:00:00 PM	Location: 24D-0024	Direction:

Description:

AS soil sample : 0 - 1 ft



AECOM

PHOTOGRAPHIC LOG

Facility Name:	Site Location:	Project No.
Lower Neponset River	Boston and Milton, Massachusetts	60703400

Photo No. 413 24D-0024-BS lithology	Date/Start Time: 6/24/2024 2:00:00 PM	Location: 24D-0024	Direction:

Description:

BS soil sample : 1 - 2 ft

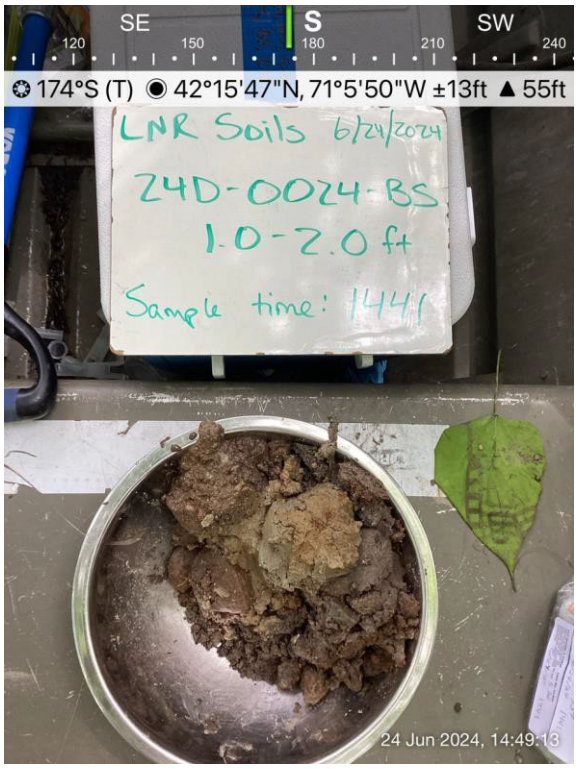

Photo No. 414 24D-0024-CS lithology	Date/Start Time: 6/24/2024 2:00:00 PM	Location: 24D-0024	Direction:

Description:

CS soil sample : 2 - 3 ft

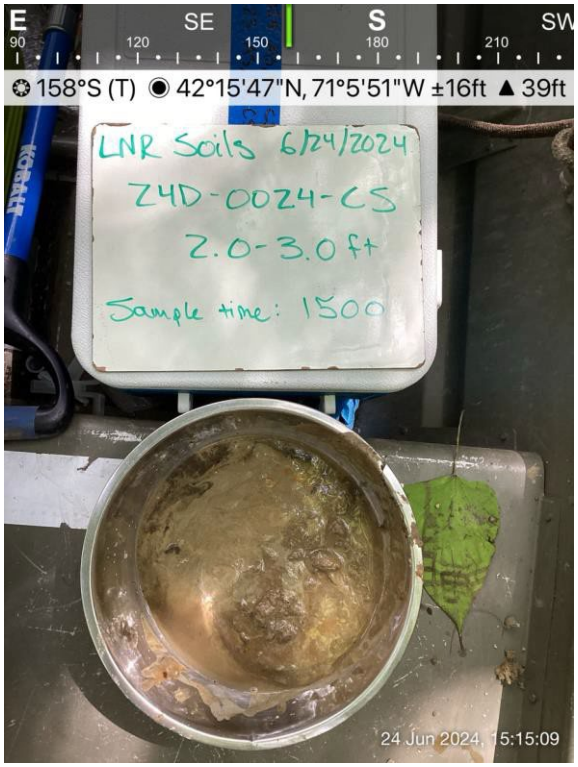

PHOTOGRAPHIC LOG

Facility Name:	Site Location:	Project No.
Lower Neponset River	Boston and Milton, Massachusetts	60703400

Photo No. 415 24D-0024 boring hole	Date/Start Time: 6/24/2024 2:00:00 PM	Location: 24D-0024	Direction:

Description:

Location 24D-0024 Borehole



Photo No. 416 24D-0192 Location	Date/Start Time: 6/24/2024 2:10:00 PM	Location: 24D-0192	Direction:

Description:

Location 24D-0192 General Setting



PHOTOGRAPHIC LOG

Facility Name:	Site Location:	Project No.
Lower Neponset River	Boston and Milton, Massachusetts	60703400

Photo No. 417 24D-0192-AS sample	Date/Start Time: 6/24/2024 2:10:00 PM	Location: 24D-0192	Direction:
Description: AS soil sample : 0 - 1 ft	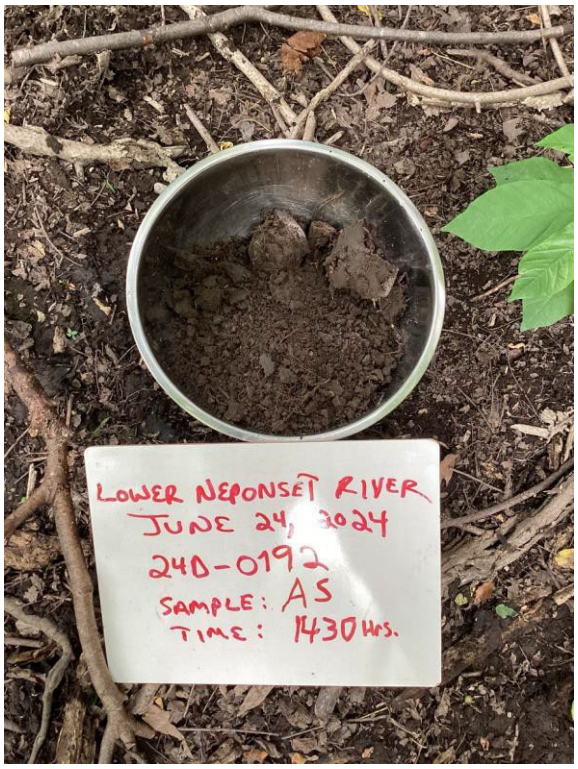		

Photo No. 418 24D-0192-BS sample	Date/Start Time: 6/24/2024 2:10:00 PM	Location: 24D-0192	Direction:
Description: BS soil sample : 1 - 2 ft			

PHOTOGRAPHIC LOG

Facility Name:	Site Location:	Project No.
Lower Neponset River	Boston and Milton, Massachusetts	60703400

Photo No. 419 24D-0192-CS sample	Date/Start Time: 6/24/2024 2:10:00 PM	Location: 24D-0192	Direction:
Description: CS soil sample : 2 - 3 ft			

Photo No. 420 24D-0023-AS lithology	Date/Start Time: 6/25/2024 8:37:00 AM	Location: 24D-0023	Direction:
Description: AS soil sample : 0 - 1 ft			

AECOM

PHOTOGRAPHIC LOG

Facility Name:	Site Location:	Project No.
Lower Neponset River	Boston and Milton, Massachusetts	60703400

Photo No. 421 24D-0023-BS lithology	Date/Start Time: 6/25/2024 8:37:00 AM	Location: 24D-0023	Direction:

Description:

BS soil sample : 1 - 2 ft



Photo No. 422 24D-0023 boring hole	Date/Start Time: 6/25/2024 8:37:00 AM	Location: 24D-0023	Direction:

Description:

Location 24D-0023
Borehole



PHOTOGRAPHIC LOG

Facility Name:	Site Location:	Project No.
Lower Neponset River	Boston and Milton, Massachusetts	60703400

Photo No. 423 24D-0136-AS lithology	Date/Start Time: 6/25/2024 10:12:00 AM	Location: 24D-0136	Direction:

Description:

AS soil sample : 0 - 1 ft
MS/MSD



Photo No. 424 24D-0136 boring hole	Date/Start Time: 6/25/2024 10:12:00 AM	Location: 24D-0136	Direction:

Description:

Location 24D-0136
Borehole



PHOTOGRAPHIC LOG

Facility Name:	Site Location:	Project No.
Lower Neponset River	Boston and Milton, Massachusetts	60703400

Photo No. 425 24D-0136-BS lithology	Date/Start Time: 6/25/2024 10:12:00 AM	Location: 24D-0136	Direction:
Description: BS soil sample : 1 - 2 ft			

Photo No. 426 24D-0136-CS lithology	Date/Start Time: 6/25/2024 10:12:00 AM	Location: 24D-0136	Direction:
Description: CS soil sample : 2 - 3 ft	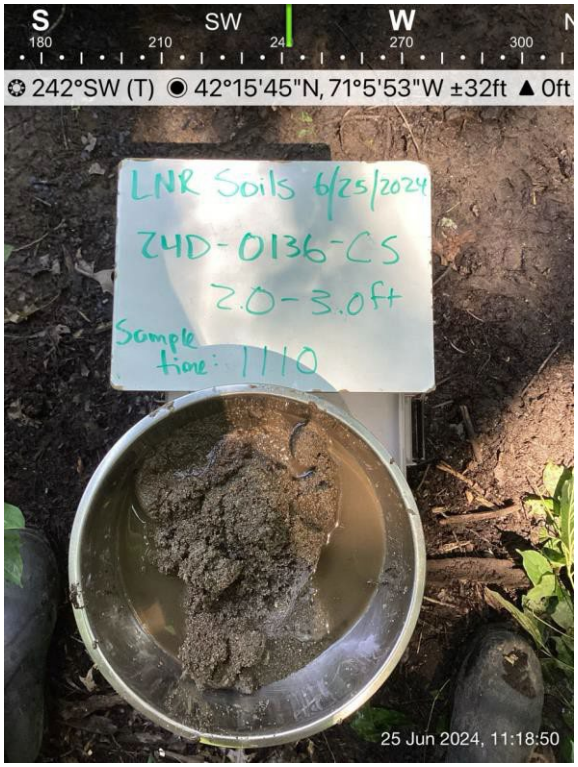		

AECOM

PHOTOGRAPHIC LOG

Facility Name:	Site Location:	Project No.
Lower Neponset River	Boston and Milton, Massachusetts	60703400

Photo No. 427 24D-0137-AS lithology	Date/Start Time: 6/25/2024 12:13:00 PM	Location: 24D-0137	Direction:
Description: AS soil sample : 0 - 1 ft			

Photo No. 428 24D-0137-BS lithology	Date/Start Time: 6/25/2024 12:13:00 PM	Location: 24D-0137	Direction:
Description: BS soil sample : 1 - 2 ft			

PHOTOGRAPHIC LOG

Facility Name:	Site Location:	Project No.
Lower Neponset River	Boston and Milton, Massachusetts	60703400

Photo No. 429 24D-0137 boring hole	Date/Start Time: 6/25/2024 12:13:00 PM	Location: 24D-0137	Direction:

Description:

Location 24D-0137
Borehole



Photo No. 430 24D-0138-AS lithology	Date/Start Time: 6/25/2024 1:33:00 PM	Location: 24D-0138	Direction:

Description:

AS soil sample : 0 - 0.8 ft
MS/MSD



AECOM

PHOTOGRAPHIC LOG

Facility Name:	Site Location:	Project No.
Lower Neponset River	Boston and Milton, Massachusetts	60703400

Photo No. 431 24D-0138 boring hole	Date/Start Time: 6/25/2024 1:33:00 PM	Location: 24D-0138	Direction:
Description: Location 24D-0138 Borehole			

Photo No. 432 24D-0139 boring hole	Date/Start Time: 6/25/2024 3:01:00 PM	Location: 24D-0139	Direction:
Description: Location 24D-0139 Borehole			

PHOTOGRAPHIC LOG

Facility Name:	Site Location:	Project No.
Lower Neponset River	Boston and Milton, Massachusetts	60703400

Photo No. 433 24D-0139-AS lithology	Date/Start Time: 6/25/2024 3:01:00 PM	Location: 24D-0139	Direction:

Description:

AS soil sample : 0 - 1 ft



Photo No. 434 24D-0139-BS lithology	Date/Start Time: 6/25/2024 3:01:00 PM	Location: 24D-0139	Direction:

Description:

BS soil sample : 1 - 2 ft



AECOM

PHOTOGRAPHIC LOG

Facility Name:	Site Location:	Project No.
Lower Neponset River	Boston and Milton, Massachusetts	60703400

Photo No. 435 24D-0140-AS lithology	Date/Start Time: 6/26/2024 8:07:00 AM	Location: 24D-0140	Direction:
Description: AS soil sample : 0 - 1 ft MS/MSD			

Photo No. 436 24D-0140-BS Lithology	Date/Start Time: 6/26/2024 8:07:00 AM	Location: 24D-0140	Direction:
Description: BS soil sample : 1 - 2 ft	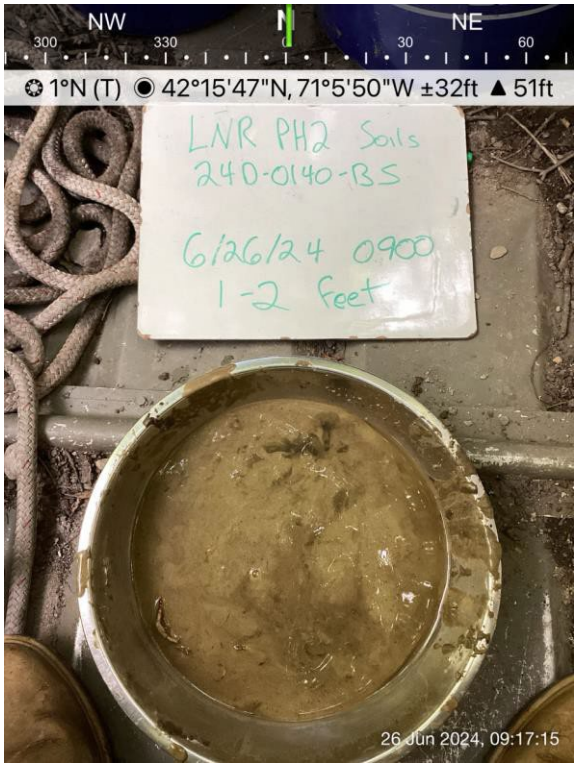		

PHOTOGRAPHIC LOG

Facility Name:	Site Location:	Project No.
Lower Neponset River	Boston and Milton, Massachusetts	60703400

Photo No. 437 24D-140 boring	Date/Start Time: 6/26/2024 8:07:00 AM	Location: 24D-0140	Direction:

Description:

Location 24D-0140
Borehole



Photo No. 438 24D-0141-AS lithology	Date/Start Time: 6/26/2024 9:37:00 AM	Location: 24D-0141	Direction:

Description:

AS soil sample : 0 - 1 ft

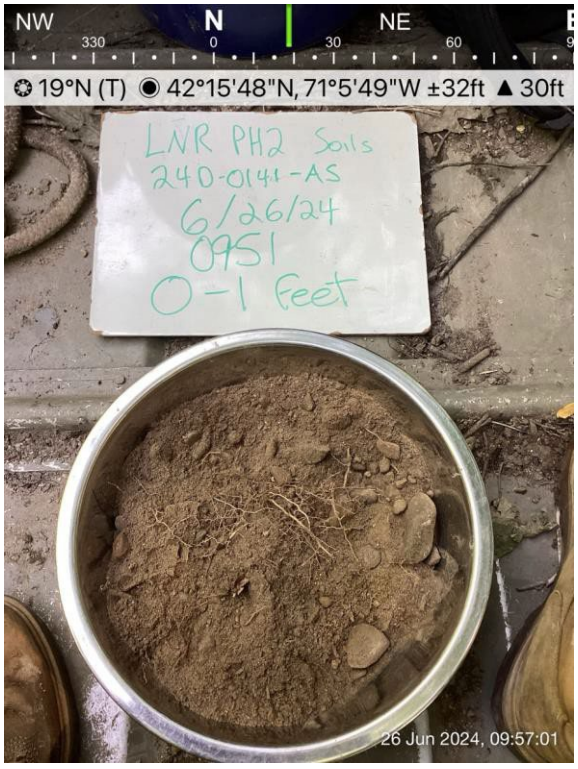

PHOTOGRAPHIC LOG

Facility Name:	Site Location:	Project No.
Lower Neponset River	Boston and Milton, Massachusetts	60703400

Photo No. 439 24D-0141-BS lithology	Date/Start Time: 6/26/2024 9:37:00 AM	Location: 24D-0141	Direction:
Description: BS soil sample : 1 - 1.4 ft	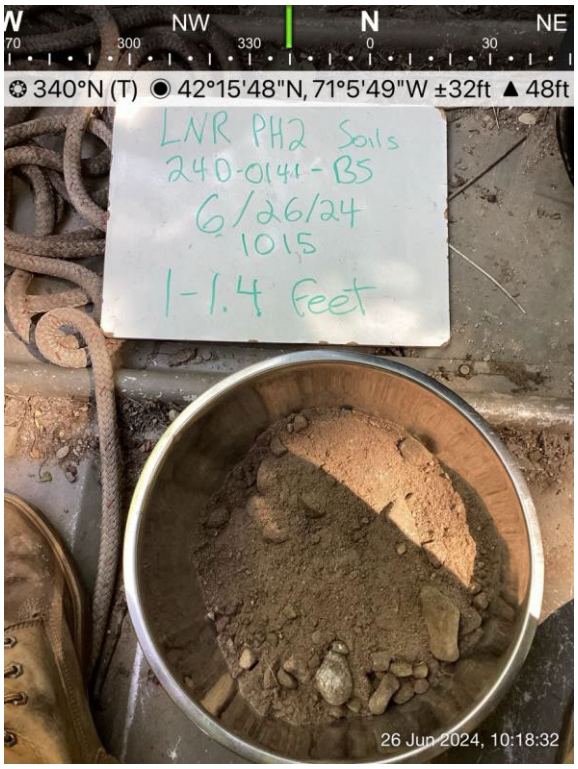		

Photo No. 440 24D-0141 boring	Date/Start Time: 6/26/2024 9:37:00 AM	Location: 24D-0141	Direction:
Description: Location 24D-0141 Borehole			

AECOM

PHOTOGRAPHIC LOG

Facility Name:	Site Location:	Project No.
Lower Neponset River	Boston and Milton, Massachusetts	60703400

Photo No. 441 24D-0142-AS	Date/Start Time: 6/26/2024 10:58:00 AM	Location: 24D-0142	Direction:

Description:

AS soil sample : 0 - 1 ft
MS/MSD



Photo No. 442 24D-0142-BS	Date/Start Time: 6/26/2024 10:58:00 AM	Location: 24D-0142	Direction:

Description:

BS soil sample : 1 - 1.5 ft



PHOTOGRAPHIC LOG

Facility Name:	Site Location:	Project No.
Lower Neponset River	Boston and Milton, Massachusetts	60703400

Photo No. 443 24D-0142 boring	Date/Start Time: 6/26/2024 10:58:00 AM	Location: 24D-0142	Direction:

Description:

Location 24D-0142
Borehole



Photo No. 444 24D-0143-AS lithology	Date/Start Time: 6/26/2024 1:10:00 PM	Location: 24D-0143	Direction:

Description:

AS soil sample : 0 - 1 ft
MS/MSD



PHOTOGRAPHIC LOG

Facility Name:	Site Location:	Project No.
Lower Neponset River	Boston and Milton, Massachusetts	60703400

Photo No. 445 24D-0143 boring	Date/Start Time: 6/26/2024 1:10:00 PM	Location: 24D-0143	Direction:

Description:

Location 24D-0143
Borehole



Photo No. 446 24D-0143-BS lithology	Date/Start Time: 6/26/2024 1:10:00 PM	Location: 24D-0143	Direction:

Description:

BS soil sample : 1 - 1.2 ft



AECOM

PHOTOGRAPHIC LOG

Facility Name:	Site Location:	Project No.
Lower Neponset River	Boston and Milton, Massachusetts	60703400

Photo No. 447 24D-0144-AS lithology	Date/Start Time: 6/26/2024 2:25:00 PM	Location: 24D-0144	Direction:

Description:

AS soil sample : 0 - 1 ft



Photo No. 448 24D-0144-BS lithology	Date/Start Time: 6/26/2024 2:25:00 PM	Location: 24D-0144	Direction:

Description:

BS soil sample : 1 - 1.3 ft



PHOTOGRAPHIC LOG

Facility Name:	Site Location:	Project No.
Lower Neponset River	Boston and Milton, Massachusetts	60703400

Photo No. 449 24D-0145 Location	Date/Start Time: 6/27/2024 8:26:00 AM	Location: 24D-0145	Direction:
Description: Location 24D-0145 General Setting			

Photo No. 450 24D-0145-AS sample	Date/Start Time: 6/27/2024 8:26:00 AM	Location: 24D-0145	Direction:
Description: AS soil sample : 0 - 1 ft			

PHOTOGRAPHIC LOG

Facility Name:	Site Location:	Project No.
Lower Neponset River	Boston and Milton, Massachusetts	60703400

Photo No. 451 24D-0145-BS sample	Date/Start Time: 6/27/2024 8:26:00 AM	Location: 24D-0145	Direction:

Description:

BS soil sample : 1 - 1.7 ft
Disregard AS displayed on whiteboard, this is the BS horizon.



Photo No. 452 24D-0134-BS lithology	Date/Start Time: 6/27/2024 8:40:00 AM	Location: 24D-0134	Direction:

Description:

BS soil sample : 1 - 2 ft



PHOTOGRAPHIC LOG

Facility Name:	Site Location:	Project No.
Lower Neponset River	Boston and Milton, Massachusetts	60703400

Photo No. 453 24D-0134 boring	Date/Start Time: 6/27/2024 8:40:00 AM	Location: 24D-0134	Direction:
Description: Location 24D-0134 Borehole			

Photo No. 454 24D-0134-AS lithology	Date/Start Time: 6/27/2024 8:40:00 AM	Location: 24D-0134	Direction:
Description: AS soil sample : 0 - 1 ft MS/MSD			

PHOTOGRAPHIC LOG

Facility Name:	Site Location:	Project No.
Lower Neponset River	Boston and Milton, Massachusetts	60703400

Photo No. 455 24D-0133 boring hole	Date/Start Time: 6/27/2024 10:10:00 AM	Location: 24D-0133	Direction:

Description:

Location 24D-0133
Borehole



Photo No. 456 24D-0133-BS lithology	Date/Start Time: 6/27/2024 10:10:00 AM	Location: 24D-0133	Direction:

Description:

BS soil sample : 1 - 1.9 ft



AECOM

PHOTOGRAPHIC LOG

Facility Name:	Site Location:	Project No.
Lower Neponset River	Boston and Milton, Massachusetts	60703400

Photo No. 457 24D-0133-AS lithology	Date/Start Time: 6/27/2024 10:10:00 AM	Location: 24D-0133	Direction:

Description:

AS soil sample : 0 - 1 ft



Photo No. 458 24D-0135-AS lithology	Date/Start Time: 6/27/2024 11:17:00 AM	Location: 24D-0135	Direction:

Description:

AS soil sample : 0 - 0.8 ft



PHOTOGRAPHIC LOG

Facility Name:	Site Location:	Project No.
Lower Neponset River	Boston and Milton, Massachusetts	60703400

Photo No. 459 24D-0135 boring	Date/Start Time: 6/27/2024 11:17:00 AM	Location: 24D-0135	Direction:

Description:

Location 24D-0135 Borehole



Photo No. 460 24D-0135 general setting	Date/Start Time: 6/27/2024 11:17:00 AM	Location: 24D-0135	Direction:

Description:

Location 24D-0135 General Setting



PHOTOGRAPHIC LOG

Facility Name:	Site Location:	Project No.
Lower Neponset River	Boston and Milton, Massachusetts	60703400

Photo No. 461 24D-0135 general setting up gradient	Date/Start Time: 6/27/2024 11:17:00 AM	Location: 24D-0135	Direction:

Description:

Location 24D-0135 General Setting
Up Gradient



Photo No. 462 24D-0193-AS lithology	Date/Start Time: 6/27/2024 1:52:00 PM	Location: 24D-0193	Direction:

Description:

AS soil sample : 0 - 1 ft
MS/MSD



PHOTOGRAPHIC LOG

Facility Name:	Site Location:	Project No.
Lower Neponset River	Boston and Milton, Massachusetts	60703400

Photo No. 463 24D-0193-BS lithology	Date/Start Time: 6/27/2024 1:52:00 PM	Location: 24D-0193	Direction:
Description: BS soil sample : 1 - 2 ft			

Photo No. 464 24D-0193-CS lithology	Date/Start Time: 6/27/2024 1:52:00 PM	Location: 24D-0193	Direction:
Description: CS soil sample : 2 - 2.5 ft			

PHOTOGRAPHIC LOG

Facility Name:	Site Location:	Project No.
Lower Neponset River	Boston and Milton, Massachusetts	60703400

Photo No. 465 24D-0193 boring hole	Date/Start Time: 6/27/2024 1:52:00 PM	Location: 24D-0193	Direction:

Description:

Location 24D-0193 Borehole



Photo No. 466 24D-0200 Location	Date/Start Time: 6/28/2024 8:02:00 AM	Location: 24D-0200	Direction:

Description:

Location 24D-0200 General Setting



AECOM

PHOTOGRAPHIC LOG

Facility Name:	Site Location:	Project No.
Lower Neponset River	Boston and Milton, Massachusetts	60703400

Photo No. 467 24D-0200-AS sample	Date/Start Time: 6/28/2024 8:02:00 AM	Location: 24D-0200	Direction:
Description: AS soil sample : 0 - 1 ft MS/MSD			

Photo No. 468 24D-0200-BS sample	Date/Start Time: 6/28/2024 8:02:00 AM	Location: 24D-0200	Direction:
Description: BS soil sample : 1 - 1.6 ft			

AECOM

PHOTOGRAPHIC LOG

Facility Name:	Site Location:	Project No.
Lower Neponset River	Boston and Milton, Massachusetts	60703400

Photo No. 469 24D-0200 Refusal 1.6 ft	Date/Start Time: 6/28/2024 8:02:00 AM	Location: 24D-0200	Direction:
Description: Location 24D-0200 General Setting			

Photo No. 470 24D-0075-AS lithology	Date/Start Time: 6/28/2024 8:09:00 AM	Location: 24D-0075	Direction:
Description: AS soil sample : 0 - 1 ft			

PHOTOGRAPHIC LOG

Facility Name:	Site Location:	Project No.
Lower Neponset River	Boston and Milton, Massachusetts	60703400

Photo No. 471 24D-0075-BS lithology	Date/Start Time: 6/28/2024 8:09:00 AM	Location: 24D-0075	Direction:

Description:

BS soil sample : 1 - 2 ft



Photo No. 472 24D-0075-CS lithology	Date/Start Time: 6/28/2024 8:09:00 AM	Location: 24D-0075	Direction:

Description:

CS soil sample : 2 - 3 ft



PHOTOGRAPHIC LOG

Facility Name:	Site Location:	Project No.
Lower Neponset River	Boston and Milton, Massachusetts	60703400

Photo No. 473 24D-0075 boring	Date/Start Time: 6/28/2024 8:09:00 AM	Location: 24D-0075	Direction:

Description:

Location 24D-0075 Borehole



Photo No. 474 24D-0198 Location	Date/Start Time: 6/28/2024 9:28:00 AM	Location: 24D-0198	Direction:

Description:

Location 24D-0198 General Setting



AECOM

PHOTOGRAPHIC LOG

Facility Name:	Site Location:	Project No.
Lower Neponset River	Boston and Milton, Massachusetts	60703400

Photo No. 475 24D-0198-AS/AD	Date/Start Time: 6/28/2024 9:28:00 AM	Location: 24D-0198	Direction:

Description:

AS/AD soil sample : 0 - 1 ft

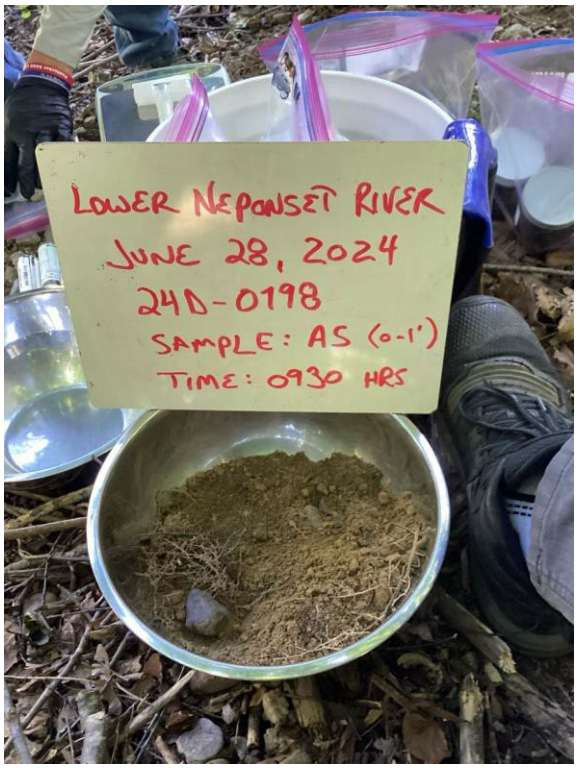

Photo No. 476 24D-0198-BS sample	Date/Start Time: 6/28/2024 9:28:00 AM	Location: 24D-0198	Direction:

Description:

BS soil sample : 1 - 1.5 ft

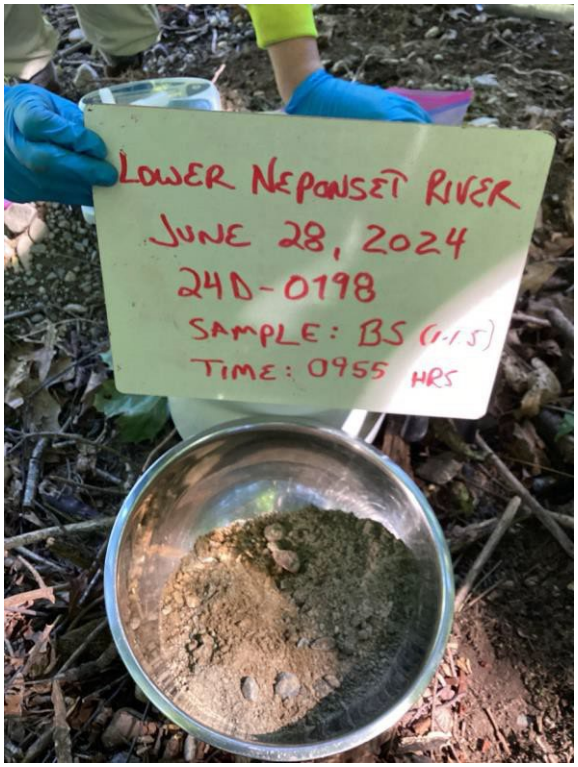

PHOTOGRAPHIC LOG

Facility Name:	Site Location:	Project No.
Lower Neponset River	Boston and Milton, Massachusetts	60703400

Photo No. 477 24D-0076-AS lithology	Date/Start Time: 6/28/2024 9:53:00 AM	Location: 24D-0076	Direction:
Description: AS soil sample : 0 - 1 ft			

Photo No. 478 24D-0076-BS lithology	Date/Start Time: 6/28/2024 9:53:00 AM	Location: 24D-0076	Direction:
Description: BS soil sample : 1 - 2 ft Sample ID listed on board is incorrect, the photo is of 24D-0076-BS.			

PHOTOGRAPHIC LOG

Facility Name:	Site Location:	Project No.
Lower Neponset River	Boston and Milton, Massachusetts	60703400

Photo No. 479 24D-0076-CS lithology	Date/Start Time: 6/28/2024 9:53:00 AM	Location: 24D-0076	Direction:

Description:

CS soil sample : 2 - 2.9 ft



Photo No. 480 24D-0076 boring hole	Date/Start Time: 6/28/2024 9:53:00 AM	Location: 24D-0076	Direction:

Description:

Location 24D-0076
Borehole



PHOTOGRAPHIC LOG

Facility Name:	Site Location:	Project No.
Lower Neponset River	Boston and Milton, Massachusetts	60703400

Photo No. 481 24D-0196 Location	Date/Start Time: 6/28/2024 10:15:00 AM	Location: 24D-0196	Direction:

Description:

Location 24D-0196 General Setting



Photo No. 482 24D-0196-AS sample	Date/Start Time: 6/28/2024 10:15:00 AM	Location: 24D-0196	Direction:

Description:

AS soil sample : 0 - 1 ft



PHOTOGRAPHIC LOG

Facility Name:	Site Location:	Project No.
Lower Neponset River	Boston and Milton, Massachusetts	60703400

Photo No. 483 24D-0196-BS sample	Date/Start Time: 6/28/2024 10:15:00 AM	Location: 24D-0196	Direction:

Description:

BS soil sample : 1 - 1.4 ft



Photo No. 484 24D-0194 Location	Date/Start Time: 6/28/2024 11:29:00 AM	Location: 24D-0194	Direction:

Description:

Location 24D-0194 General Setting



AECOM

PHOTOGRAPHIC LOG

Facility Name:	Site Location:	Project No.
Lower Neponset River	Boston and Milton, Massachusetts	60703400

Photo No. 485 24D-0194-AS sample	Date/Start Time: 6/28/2024 11:29:00 AM	Location: 24D-0194	Direction:

Description:

AS soil sample : 0 - 1 ft



Photo No. 486 24D-0194-BS sample	Date/Start Time: 6/28/2024 11:29:00 AM	Location: 24D-0194	Direction:

Description:

BS soil sample : 1 - 2 ft



PHOTOGRAPHIC LOG

Facility Name:	Site Location:	Project No.
Lower Neponset River	Boston and Milton, Massachusetts	60703400

Photo No. 487 24D-0194-CS sample	Date/Start Time: 6/28/2024 11:29:00 AM	Location: 24D-0194	Direction:

Description:

CS soil sample : 2 - 2.6 ft



Photo No. 488 24D-0077-AS lithology	Date/Start Time: 6/28/2024 11:49:00 AM	Location: 24D-0077	Direction:

Description:

AS soil sample : 0 - 1 ft



PHOTOGRAPHIC LOG

Facility Name:	Site Location:	Project No.
Lower Neponset River	Boston and Milton, Massachusetts	60703400

Photo No. 489 24D-0077 boring	Date/Start Time: 6/28/2024 11:49:00 AM	Location: 24D-0077	Direction:

Description:

Location 24D-0077
Borehole



Photo No. 490 24D-0077-BS lithology	Date/Start Time: 6/28/2024 11:49:00 AM	Location: 24D-0077	Direction:

Description:

BS soil sample : 1 - 2 ft



PHOTOGRAPHIC LOG

Facility Name:	Site Location:	Project No.
Lower Neponset River	Boston and Milton, Massachusetts	60703400

Photo No. 491 24D-0077-CS lithology	Date/Start Time: 6/28/2024 11:49:00 AM	Location: 24D-0077	Direction:

Description:

CS soil sample : 2 - 2.7 ft



Photo No. 492 24D-0201-AS lithology	Date/Start Time: 6/28/2024 1:30:00 PM	Location: 24D-0201	Direction:

Description:

AS soil sample : 0 - 1 ft



PHOTOGRAPHIC LOG

Facility Name:	Site Location:	Project No.
Lower Neponset River	Boston and Milton, Massachusetts	60703400

Photo No. 493 24D-0201-BS lithology	Date/Start Time: 6/28/2024 1:30:00 PM	Location: 24D-0201	Direction:

Description:

BS soil sample : 1 - 2 ft



Photo No. 494 24D-0201 boring hole	Date/Start Time: 6/28/2024 1:30:00 PM	Location: 24D-0201	Direction:

Description:

Location 24D-0201
Borehole



AECOM

PHOTOGRAPHIC LOG

Facility Name:	Site Location:	Project No.
Lower Neponset River	Boston and Milton, Massachusetts	60703400

Photo No. 495 24D-0078-AS lithology	Date/Start Time: 6/28/2024 1:42:00 PM	Location: 24D-0078	Direction:
Description: AS soil sample : 0 - 1 ft			

Photo No. 496 24D-0078-BS lithology	Date/Start Time: 6/28/2024 1:42:00 PM	Location: 24D-0078	Direction:
Description: BS soil sample : 1 - 2 ft			

PHOTOGRAPHIC LOG

Facility Name:	Site Location:	Project No.
Lower Neponset River	Boston and Milton, Massachusetts	60703400

Photo No. 497 24D-0078-CS lithology	Date/Start Time: 6/28/2024 1:42:00 PM	Location: 24D-0078	Direction:

Description:

CS soil sample : 2 - 2.8 ft



Photo No. 498 24D-0078 boring	Date/Start Time: 6/28/2024 1:42:00 PM	Location: 24D-0078	Direction:

Description:

Location 24D-0078
Borehole
L: Attempt #1 R: Attempt #2



PHOTOGRAPHIC LOG

Facility Name:	Site Location:	Project No.
Lower Neponset River	Boston and Milton, Massachusetts	60703400

Photo No. 499 24D-0087-AS lithology	Date/Start Time: 7/1/2024 8:19:00 AM	Location: 24D-0087	Direction:

Description:

AS soil sample : 0 - 1 ft



Photo No. 500 24D-0087-BS lithology	Date/Start Time: 7/1/2024 8:19:00 AM	Location: 24D-0087	Direction:

Description:

BS soil sample : 1 - 2 ft



PHOTOGRAPHIC LOG

Facility Name:	Site Location:	Project No.
Lower Neponset River	Boston and Milton, Massachusetts	60703400

Photo No. 501 24D-0087-CS lithology	Date/Start Time: 7/1/2024 8:19:00 AM	Location: 24D-0087	Direction:

Description:

CS soil sample : 2 - 2.2 ft



Photo No. 502 24D-0087 boring hole	Date/Start Time: 7/1/2024 8:19:00 AM	Location: 24D-0087	Direction:

Description:

Location 24D-0087
Borehole



PHOTOGRAPHIC LOG

Facility Name:	Site Location:	Project No.
Lower Neponset River	Boston and Milton, Massachusetts	60703400

Photo No. 503 24D-0202 Location	Date/Start Time: 7/1/2024 8:25:00 AM	Location: 24D-0202	Direction:

Description:

Location 24D-0202 General Setting
Note original adjusted location in background.



Photo No. 504 24D-0202-AS sample	Date/Start Time: 7/1/2024 8:25:00 AM	Location: 24D-0202	Direction:

Description:

AS soil sample : 0 - 0.8 ft



PHOTOGRAPHIC LOG

Facility Name:	Site Location:	Project No.
Lower Neponset River	Boston and Milton, Massachusetts	60703400

Photo No. 505 24D-0203 Location	Date/Start Time: 7/1/2024 9:20:00 AM	Location: 24D-0203	Direction:

Description:

Location 24D-0203 General Setting



Photo No. 506 24D-0203-AS sample	Date/Start Time: 7/1/2024 9:20:00 AM	Location: 24D-0203	Direction:

Description:

AS soil sample : 0 - 1 ft



AECOM

PHOTOGRAPHIC LOG

Facility Name:	Site Location:	Project No.
Lower Neponset River	Boston and Milton, Massachusetts	60703400

Photo No. 507 24D-0203-BS sample	Date/Start Time: 7/1/2024 9:20:00 AM	Location: 24D-0203	Direction:
Description: BS soil sample : 1 - 2 ft			

Photo No. 508 24D-0203-CS sample	Date/Start Time: 7/1/2024 9:20:00 AM	Location: 24D-0203	Direction:
Description: CS soil sample : 2 - 2.9 ft			

PHOTOGRAPHIC LOG

Facility Name:	Site Location:	Project No.
Lower Neponset River	Boston and Milton, Massachusetts	60703400

Photo No. 509 24D-0086-AS lithology	Date/Start Time: 7/1/2024 10:05:00 AM	Location: 24D-0086	Direction:

Description:

AS soil sample : 0 - 1 ft

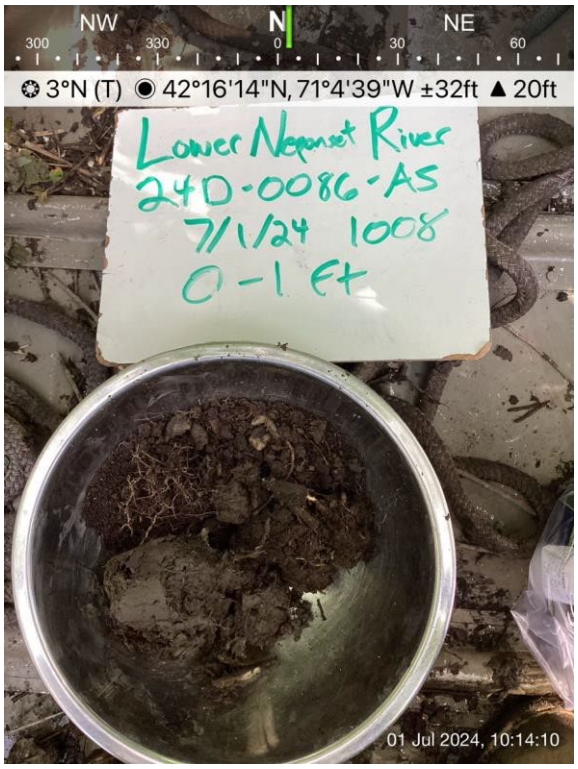

Photo No. 510 24D-0086-BS lithology	Date/Start Time: 7/1/2024 10:05:00 AM	Location: 24D-0086	Direction:

Description:

BS soil sample : 1 - 2 ft



PHOTOGRAPHIC LOG

Facility Name:	Site Location:	Project No.
Lower Neponset River	Boston and Milton, Massachusetts	60703400

Photo No. 511 24D-0086-CS lithology	Date/Start Time: 7/1/2024 10:05:00 AM	Location: 24D-0086	Direction:

Description:

CS soil sample : 2 - 2.1 ft

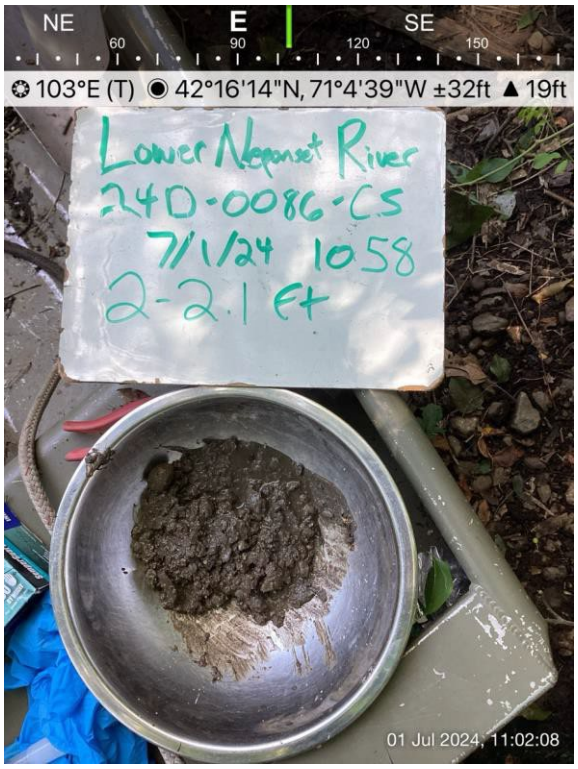

Photo No. 512 24D-0086 boring hole	Date/Start Time: 7/1/2024 10:05:00 AM	Location: 24D-0086	Direction:

Description:

Location 24D-0086
Borehole



PHOTOGRAPHIC LOG

Facility Name:	Site Location:	Project No.
Lower Neponset River	Boston and Milton, Massachusetts	60703400

Photo No. 513 24D-0210 Location	Date/Start Time: 7/1/2024 10:22:00 AM	Location: 24D-0210	Direction:

Description:

Location 24D-0210 General Setting



Photo No. 514 24D-0210-AS sample	Date/Start Time: 7/1/2024 10:22:00 AM	Location: 24D-0210	Direction:

Description:

AS soil sample : 0 - 0.4 ft



PHOTOGRAPHIC LOG

Facility Name:	Site Location:	Project No.
Lower Neponset River	Boston and Milton, Massachusetts	60703400

Photo No. 515 24D-0211 Location	Date/Start Time: 7/1/2024 10:55:00 AM	Location: 24D-0211	Direction:

Description:

Location 24D-0211 General Setting



Photo No. 516 24D-0211-AD/AS	Date/Start Time: 7/1/2024 10:55:00 AM	Location: 24D-0211	Direction:

Description:

AS/AD soil sample : 0 – 0.8 ft



PHOTOGRAPHIC LOG

Facility Name:	Site Location:	Project No.
Lower Neponset River	Boston and Milton, Massachusetts	60703400

Photo No. 517 24D-0088-AS lithology	Date/Start Time: 7/1/2024 12:00:00 PM	Location: 24D-0088	Direction:
Description: AS soil sample : 0 - 1 ft			

Photo No. 518 24D-0088-BS lithology	Date/Start Time: 7/1/2024 12:00:00 PM	Location: 24D-0088	Direction:
Description: BS soil sample : 1 - 2 ft	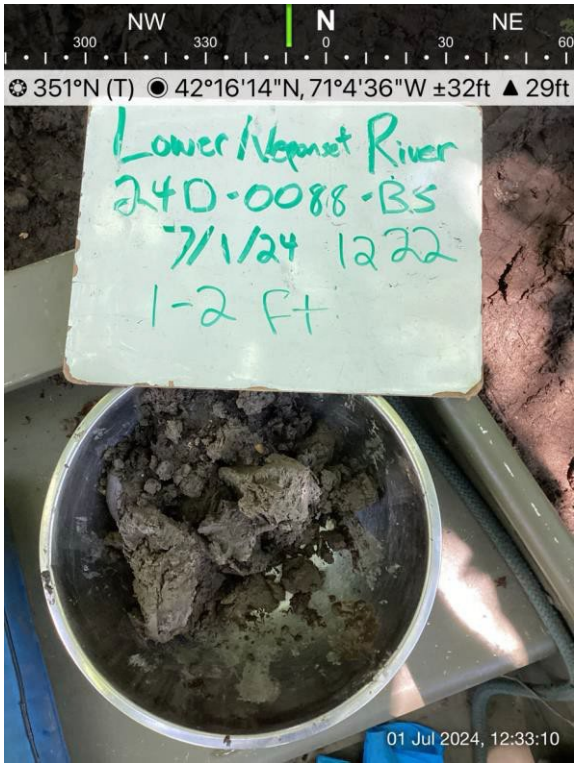		

AECOM

PHOTOGRAPHIC LOG

Facility Name:	Site Location:	Project No.
Lower Neponset River	Boston and Milton, Massachusetts	60703400

Photo No. 519 24D-0088-CS lithology	Date/Start Time: 7/1/2024 12:00:00 PM	Location: 24D-0088	Direction:

Description:

CS soil sample : 2 - 3 ft

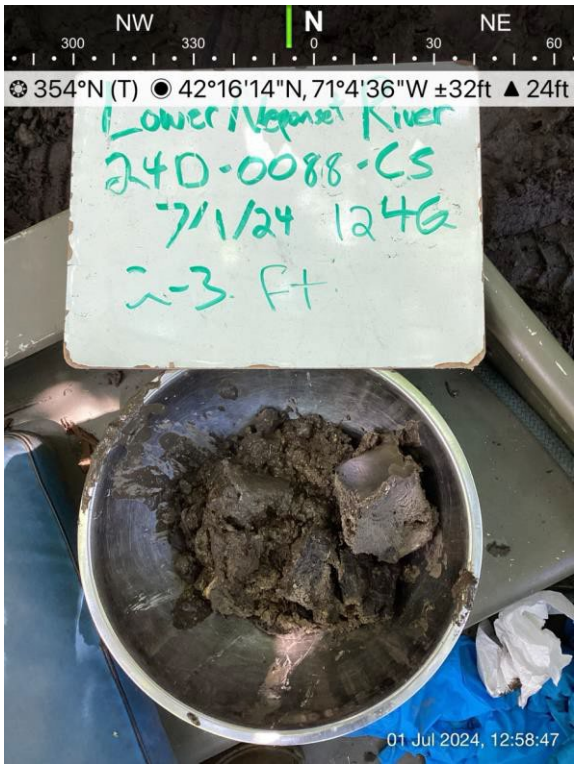

Photo No. 520 24D-0088 boring hole	Date/Start Time: 7/1/2024 12:00:00 PM	Location: 24D-0088	Direction:

Description:

Location 24D-0088
Borehole



PHOTOGRAPHIC LOG

Facility Name:	Site Location:	Project No.
Lower Neponset River	Boston and Milton, Massachusetts	60703400

Photo No. 521 24D-0212 Location	Date/Start Time: 7/1/2024 12:24:00 PM	Location: 24D-0212	Direction:

Description:

Location 24D-0212 General Setting



Photo No. 522 24D-0212-AS sample	Date/Start Time: 7/1/2024 12:24:00 PM	Location: 24D-0212	Direction:

Description:

AS soil sample : 0 - 1 ft



PHOTOGRAPHIC LOG

Facility Name:	Site Location:	Project No.
Lower Neponset River	Boston and Milton, Massachusetts	60703400

Photo No. 523 24D-0212-BS sample	Date/Start Time: 7/1/2024 12:24:00 PM	Location: 24D-0212	Direction:
Description: BS soil sample : 1 - 1.4 ft			

Photo No. 524 24D-0213 Location	Date/Start Time: 7/1/2024 1:12:00 PM	Location: 24D-0213	Direction:
Description: Location 24D-0213 General Setting			

PHOTOGRAPHIC LOG

Facility Name:	Site Location:	Project No.
Lower Neponset River	Boston and Milton, Massachusetts	60703400

Photo No. 525 24D-0213-AS sample	Date/Start Time: 7/1/2024 1:12:00 PM	Location: 24D-0213	Direction:
Description: AS soil sample : 0 - 1 ft			

Photo No. 526 24D-0089-AS lithology	Date/Start Time: 7/1/2024 1:38:00 PM	Location: 24D-0089	Direction:
Description: AS soil sample : 0 - 1 ft			

PHOTOGRAPHIC LOG

Facility Name:	Site Location:	Project No.
Lower Neponset River	Boston and Milton, Massachusetts	60703400

Photo No. 527 24D-0089-BS lithology	Date/Start Time: 7/1/2024 1:38:00 PM	Location: 24D-0089	Direction:

Description:

BS soil sample : 1 - 2 ft



Photo No. 528 24D-0079 Location	Date/Start Time: 7/8/2024 9:15:00 AM	Location: 24D-0079	Direction:

Description:

Location 24D-0079 General Setting



PHOTOGRAPHIC LOG

Facility Name:	Site Location:	Project No.
Lower Neponset River	Boston and Milton, Massachusetts	60703400

Photo No. 529 24D-0079-AS sample	Date/Start Time: 7/8/2024 9:15:00 AM	Location: 24D-0079	Direction:
Description: AS soil sample : 0 - 1 ft			

Photo No. 530 24D-0079-BS sample	Date/Start Time: 7/8/2024 9:15:00 AM	Location: 24D-0079	Direction:
Description: BS soil sample : 1 - 2 ft			

AECOM

PHOTOGRAPHIC LOG

Facility Name:	Site Location:	Project No.
Lower Neponset River	Boston and Milton, Massachusetts	60703400

Photo No. 531 24D-0079-CS sample	Date/Start Time: 7/8/2024 9:15:00 AM	Location: 24D-0079	Direction:

Description:

CS soil sample : 2 - 3 ft



Photo No. 532 24D-0089-CS lithology	Date/Start Time: 7/8/2024 9:34:00 AM	Location: 24D-0089	Direction:

Description:

CS soil sample : 2 - 3 ft



PHOTOGRAPHIC LOG

Facility Name:	Site Location:	Project No.
Lower Neponset River	Boston and Milton, Massachusetts	60703400

Photo No. 533 24D-0089 boring	Date/Start Time: 7/8/2024 9:34:00 AM	Location: 24D-0089	Direction:

Description:

Location 24D-0089
Borehole



Photo No. 534 24D-0090-AD/AS	Date/Start Time: 7/8/2024 10:20:00 AM	Location: 24D-0090	Direction:

Description:

AS/AD soil sample : 0 - 1 ft



PHOTOGRAPHIC LOG

Facility Name:	Site Location:	Project No.
Lower Neponset River	Boston and Milton, Massachusetts	60703400

Photo No. 535 24D-0090-BS lithology	Date/Start Time: 7/8/2024 10:20:00 AM	Location: 24D-0090	Direction:

Description:

BS soil sample : 1 - 2 ft



Photo No. 536 24D-0090-CS lithology	Date/Start Time: 7/8/2024 10:20:00 AM	Location: 24D-0090	Direction:

Description:

CS soil sample : 2 - 2.9 ft



PHOTOGRAPHIC LOG

Facility Name:	Site Location:	Project No.
Lower Neponset River	Boston and Milton, Massachusetts	60703400

Photo No. 537 24D-0090 boring	Date/Start Time: 7/8/2024 10:20:00 AM	Location: 24D-0090	Direction:

Description:

Location 24D-0090
Borehole
Hole in upper portion of photo was for AS and BS, refusal on cobble at 2.2.
Lower hole for CS, refusal at 2.9 on coarse gravel.



Photo No. 538 24D-0080 Location	Date/Start Time: 7/8/2024 11:32:00 AM	Location: 24D-0080	Direction:

Description:

Location 24D-0080 General Setting



PHOTOGRAPHIC LOG

Facility Name:	Site Location:	Project No.
Lower Neponset River	Boston and Milton, Massachusetts	60703400

Photo No. 539 24D-0080-BS sample	Date/Start Time: 7/8/2024 11:32:00 AM	Location: 24D-0080	Direction:

Description:

BS soil sample : 1 - 2 ft



Photo No. 540 24D-0080-CS sample	Date/Start Time: 7/8/2024 11:32:00 AM	Location: 24D-0080	Direction:

Description:

CS soil sample : 2 - 3 ft



PHOTOGRAPHIC LOG

Facility Name:	Site Location:	Project No.
Lower Neponset River	Boston and Milton, Massachusetts	60703400

Photo No. 541 24D-0080-AS sample	Date/Start Time: 7/8/2024 11:32:00 AM	Location: 24D-0080	Direction:

Description:

AS soil sample : 0 - 1 ft



Photo No. 542 24D-0091-AS lithology	Date/Start Time: 7/8/2024 12:00:00 PM	Location: 24D-0091	Direction:

Description:

AS soil sample : 0 - 1 ft



PHOTOGRAPHIC LOG

Facility Name:	Site Location:	Project No.
Lower Neponset River	Boston and Milton, Massachusetts	60703400

Photo No. 543 24D-0091-BS lithology	Date/Start Time: 7/8/2024 12:00:00 PM	Location: 24D-0091	Direction:

Description:

BS soil sample : 1 - 1.8 ft



Photo No. 544 24D-0091 boring hole	Date/Start Time: 7/8/2024 12:00:00 PM	Location: 24D-0091	Direction:

Description:

Location 24D-0091
Borehole



AECOM

PHOTOGRAPHIC LOG

Facility Name:	Site Location:	Project No.
Lower Neponset River	Boston and Milton, Massachusetts	60703400

Photo No. 545 24D-0092-AD/AS	Date/Start Time: 7/8/2024 12:53:00 PM	Location: 24D-0092	Direction:

Description:

AS/AD soil sample : 0 - 1 ft



Photo No. 546 24D-0092-BS lithology	Date/Start Time: 7/8/2024 12:53:00 PM	Location: 24D-0092	Direction:

Description:

BS soil sample : 1 - 1.3 ft



PHOTOGRAPHIC LOG

Facility Name:	Site Location:	Project No.
Lower Neponset River	Boston and Milton, Massachusetts	60703400

Photo No. 547 24D-0092 boring	Date/Start Time: 7/8/2024 12:53:00 PM	Location: 24D-0092	Direction:
Description: Location 24D-0092 Borehole			

Photo No. 548 24D-0081 Location	Date/Start Time: 7/8/2024 1:42:00 PM	Location: 24D-0081	Direction:
Description: Location 24D-0081 General Setting			

PHOTOGRAPHIC LOG

Facility Name:	Site Location:	Project No.
Lower Neponset River	Boston and Milton, Massachusetts	60703400

Photo No. 549 24D-0081-AS sample	Date/Start Time: 7/8/2024 1:42:00 PM	Location: 24D-0081	Direction:
Description: AS soil sample : 0 - 1 ft			

Photo No. 550 24D-0081-BS sample	Date/Start Time: 7/8/2024 1:42:00 PM	Location: 24D-0081	Direction:
Description: BS soil sample : 1 - 2 ft			

PHOTOGRAPHIC LOG

Facility Name:	Site Location:	Project No.
Lower Neponset River	Boston and Milton, Massachusetts	60703400

Photo No. 551 24D-0081-CS sample	Date/Start Time: 7/8/2024 1:42:00 PM	Location: 24D-0081	Direction:
Description: CS soil sample : 2 - 3 ft			

Photo No. 552 24D-0082 Location	Date/Start Time: 7/9/2024 9:18:00 AM	Location: 24D-0082	Direction:
Description: Location 24D-0082 General Setting			

AECOM

PHOTOGRAPHIC LOG

Facility Name:	Site Location:	Project No.
Lower Neponset River	Boston and Milton, Massachusetts	60703400

Photo No. 553 24D-0082-AS sample	Date/Start Time: 7/9/2024 9:18:00 AM	Location: 24D-0082	Direction:
Description: AS soil sample : 0 - 1 ft			

Photo No. 554 24D-0082-BS sample	Date/Start Time: 7/9/2024 9:18:00 AM	Location: 24D-0082	Direction:
Description: BS soil sample : 1 - 2 ft			

PHOTOGRAPHIC LOG

Facility Name:	Site Location:	Project No.
Lower Neponset River	Boston and Milton, Massachusetts	60703400

Photo No. 555 24D-0082-CS sample	Date/Start Time: 7/9/2024 9:18:00 AM	Location: 24D-0082	Direction:
Description: CS soil sample : 2 - 2.7 ft			

Photo No. 556 24D-0044-AS lithology	Date/Start Time: 7/9/2024 10:08:00 AM	Location: 24D-0044	Direction:
Description: AS soil sample : 0 - 1 ft			

PHOTOGRAPHIC LOG

Facility Name:	Site Location:	Project No.
Lower Neponset River	Boston and Milton, Massachusetts	60703400

Photo No. 557 24D-0044-BS lithology	Date/Start Time: 7/9/2024 10:08:00 AM	Location: 24D-0044	Direction:

Description:

BS soil sample : 1 - 2 ft



Photo No. 558 24D-0044-CS lithology	Date/Start Time: 7/9/2024 10:08:00 AM	Location: 24D-0044	Direction:

Description:

CS soil sample : 2 - 3 ft



AECOM

PHOTOGRAPHIC LOG

Facility Name:	Site Location:	Project No.
Lower Neponset River	Boston and Milton, Massachusetts	60703400

Photo No. 559 24D-0044 boring	Date/Start Time: 7/9/2024 10:08:00 AM	Location: 24D-0044	Direction:

Description:

Location 24D-0044
Borehole



Photo No. 560 24D-0045-AS lithology	Date/Start Time: 7/9/2024 11:25:00 AM	Location: 24D-0045	Direction:

Description:

AS soil sample : 0 - 1 ft



PHOTOGRAPHIC LOG

Facility Name:	Site Location:	Project No.
Lower Neponset River	Boston and Milton, Massachusetts	60703400

Photo No. 561 24D-0045 boring	Date/Start Time: 7/9/2024 11:25:00 AM	Location: 24D-0045	Direction:
Description: Location 24D-0045 Borehole			

Photo No. 562 24D-0084 Location	Date/Start Time: 7/9/2024 12:40:00 PM	Location: 24D-0084	Direction:
Description: Location 24D-0084 General Setting			

AECOM

PHOTOGRAPHIC LOG

Facility Name:	Site Location:	Project No.
Lower Neponset River	Boston and Milton, Massachusetts	60703400

Photo No. 563 24D-0084-AS sample	Date/Start Time: 7/9/2024 12:40:00 PM	Location: 24D-0084	Direction:

Description:

AS soil sample : 0 - 1 ft

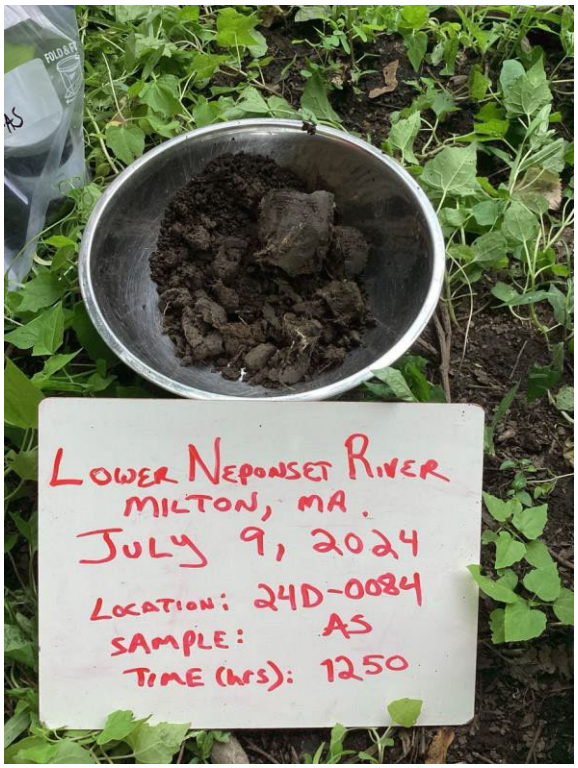

Photo No. 564 24D-0084-BS sample	Date/Start Time: 7/9/2024 12:40:00 PM	Location: 24D-0084	Direction:

Description:

BS soil sample : 1 - 2 ft

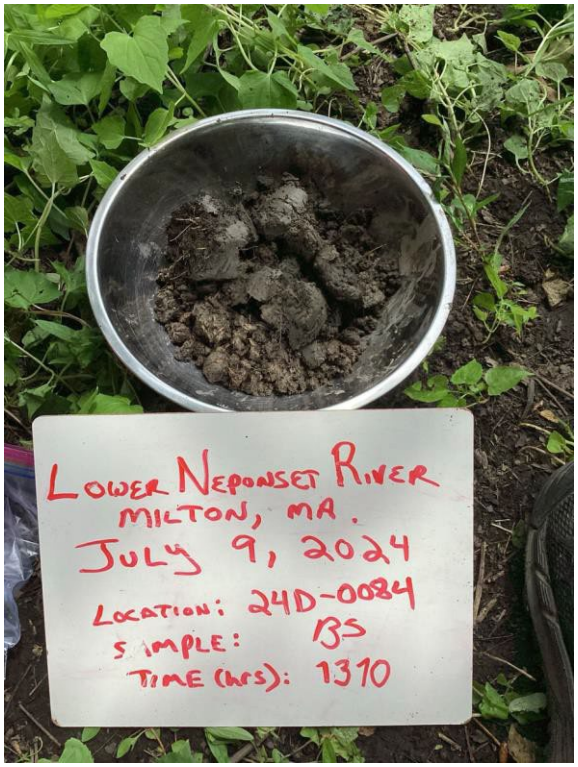

PHOTOGRAPHIC LOG

Facility Name:	Site Location:	Project No.
Lower Neponset River	Boston and Milton, Massachusetts	60703400

Photo No. 565 24D-0084-CS sample	Date/Start Time: 7/9/2024 12:40:00 PM	Location: 24D-0084	Direction:

Description:

CS soil sample : 2 - 3 ft

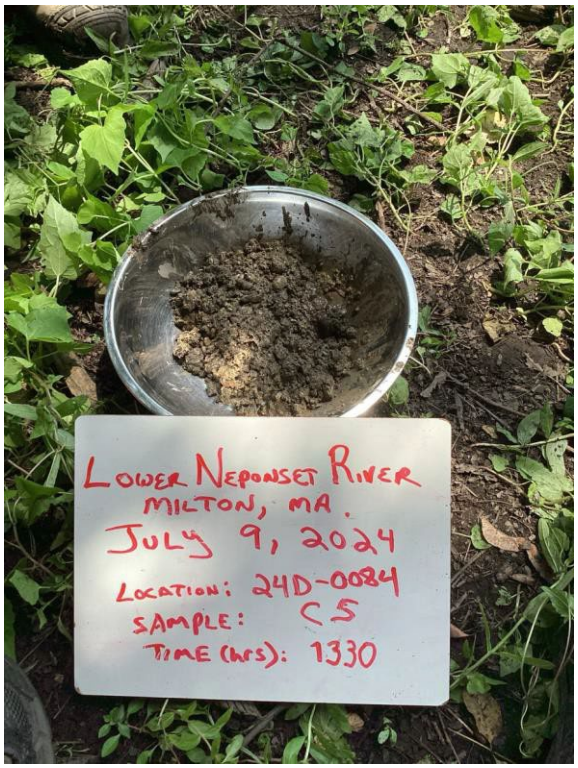

Photo No. 566 24D-0046-AS lithology	Date/Start Time: 7/9/2024 12:43:00 PM	Location: 24D-0046	Direction:

Description:

AS soil sample : 0 - 1 ft



PHOTOGRAPHIC LOG

Facility Name:	Site Location:	Project No.
Lower Neponset River	Boston and Milton, Massachusetts	60703400

Photo No. 567 24D-0046-BS lithology	Date/Start Time: 7/9/2024 12:43:00 PM	Location: 24D-0046	Direction:

Description:

BS soil sample : 1 - 1.6 ft



Photo No. 568 24D-0046 boring	Date/Start Time: 7/9/2024 12:43:00 PM	Location: 24D-0046	Direction:

Description:

Location 24D-0046
Borehole



PHOTOGRAPHIC LOG

Facility Name:	Site Location:	Project No.
Lower Neponset River	Boston and Milton, Massachusetts	60703400

Photo No. 569 24D-0047-AS lithology	Date/Start Time: 7/9/2024 1:39:00 PM	Location: 24D-0047	Direction:

Description:

AS soil sample : 0 - 1 ft



Photo No. 570 24D-0047 boring hole	Date/Start Time: 7/9/2024 1:39:00 PM	Location: 24D-0047	Direction:

Description:

Location 24D-0047
Borehole



PHOTOGRAPHIC LOG

Facility Name:	Site Location:	Project No.
Lower Neponset River	Boston and Milton, Massachusetts	60703400

Photo No. 571 24D-0085 Location	Date/Start Time: 7/9/2024 1:52:00 PM	Location: 24D-0085	Direction:

Description:

Location 24D-0085 General Setting



Photo No. 572 24D-0085-AS sample	Date/Start Time: 7/9/2024 1:52:00 PM	Location: 24D-0085	Direction:

Description:

AS soil sample : 0 - 1 ft



AECOM

PHOTOGRAPHIC LOG

Facility Name:	Site Location:	Project No.
Lower Neponset River	Boston and Milton, Massachusetts	60703400

Photo No. 573 24D-0085-BS sample	Date/Start Time: 7/9/2024 1:52:00 PM	Location: 24D-0085	Direction:

Description:

BS soil sample : 1 - 2 ft

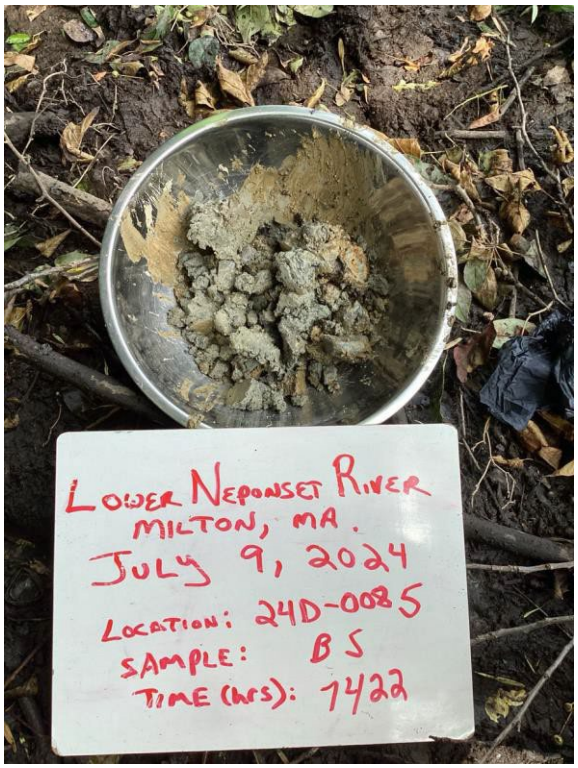

Photo No. 574 24D-0085-CS sample	Date/Start Time: 7/9/2024 1:52:00 PM	Location: 24D-0085	Direction:

Description:

CS soil sample : 2 - 2.6 ft

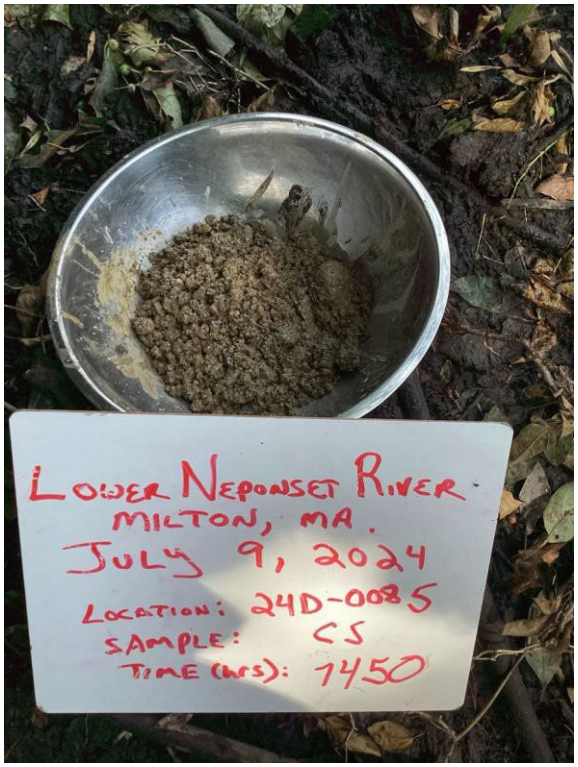

PHOTOGRAPHIC LOG

Facility Name:	Site Location:	Project No.
Lower Neponset River	Boston and Milton, Massachusetts	60703400

Photo No. 575 24D-0048-AS	Date/Start Time: 7/9/2024 2:14:00 PM	Location: 24D-0048	Direction:

Description:

AS soil sample : 0 - 0.8 ft
24D-0048-AS is the correct location, board is incorrect.



Photo No. 576 24D-0083 Location	Date/Start Time: 7/9/2024 10:40:00 PM	Location: 24D-0083	Direction:

Description:

Location 24D-0083 General Setting
Facing down stream. Fill area hides stream.



PHOTOGRAPHIC LOG

Facility Name:	Site Location:	Project No.
Lower Neponset River	Boston and Milton, Massachusetts	60703400

Photo No. 577 24D-0083 Location backshot	Date/Start Time: 7/9/2024 10:40:00 PM	Location: 24D-0083	Direction:

Description:

Location 24D-0083 General Setting
Note iron pipe in background, slightly redder than roots.



Photo No. 578 24D-0083-AD/AS	Date/Start Time: 7/9/2024 10:40:00 PM	Location: 24D-0083	Direction:

Description:

AS/AD soil sample : 0 - 1 ft



PHOTOGRAPHIC LOG

Facility Name:	Site Location:	Project No.
Lower Neponset River	Boston and Milton, Massachusetts	60703400

Photo No. 579 24D-0083-BD/BS	Date/Start Time: 7/9/2024 10:40:00 PM	Location: 24D-0083	Direction:

Description:

BS/BD soil sample : 1 -1.6 ft



Photo No. 580 24D-0098-AS lithology	Date/Start Time: 7/10/2024 9:04:00 AM	Location: 24D-0098	Direction:

Description:

AS soil sample : 0 - 0.75 ft



PHOTOGRAPHIC LOG

Facility Name:	Site Location:	Project No.
Lower Neponset River	Boston and Milton, Massachusetts	60703400

Photo No. 581 24D-0098 boring	Date/Start Time: 7/10/2024 9:04:00 AM	Location: 24D-0098	Direction:

Description:

Location 24D-0098
Borehole



Photo No. 582 24D-0099-AS lithology	Date/Start Time: 7/10/2024 9:57:00 AM	Location: 24D-0099	Direction:

Description:

AS soil sample : 0 - 0.4 ft



AECOM

PHOTOGRAPHIC LOG

Facility Name:	Site Location:	Project No.
Lower Neponset River	Boston and Milton, Massachusetts	60703400

Photo No. 583 24D-0099 boring holes	Date/Start Time: 7/10/2024 9:57:00 AM	Location: 24D-0099	Direction:
Description: Location 24D-0099 Borehole			

Photo No. 584 24D-0100-AD/AS	Date/Start Time: 7/10/2024 10:39:00 AM	Location: 24D-0100	Direction:
Description: AS/AD soil sample : 0 - 0.95 ft			

PHOTOGRAPHIC LOG

Facility Name:	Site Location:	Project No.
Lower Neponset River	Boston and Milton, Massachusetts	60703400

Photo No. 585 24D-0100 boring holes	Date/Start Time: 7/10/2024 10:39:00 AM	Location: 24D-0100	Direction:

Description:

Location 24D-0100
Borehole



Photo No. 586 24D-0208 Location	Date/Start Time: 7/10/2024 10:58:00 AM	Location: 24D-0208	Direction:

Description:

Location 24D-0208 General
Setting



AECOM

PHOTOGRAPHIC LOG

Facility Name:	Site Location:	Project No.
Lower Neponset River	Boston and Milton, Massachusetts	60703400

Photo No. 587 24D-0208-AS sample	Date/Start Time: 7/10/2024 10:58:00 AM	Location: 24D-0208	Direction:

Description:

AS soil sample : 0 - 1 ft



Photo No. 588 24D-0208-BS sample	Date/Start Time: 7/10/2024 10:58:00 AM	Location: 24D-0208	Direction:

Description:

BS soil sample : 1 - 2 ft



AECOM

PHOTOGRAPHIC LOG

Facility Name:	Site Location:	Project No.
Lower Neponset River	Boston and Milton, Massachusetts	60703400

Photo No. 589 24D-0208-CS sample	Date/Start Time: 7/10/2024 10:58:00 AM	Location: 24D-0208	Direction:
Description: CS soil sample : 2 - 3 ft			

Photo No. 590 24D-0101-AS lithology	Date/Start Time: 7/10/2024 11:24:00 AM	Location: 24D-0101	Direction:
Description: AS soil sample : 0 - 0.95 ft			

PHOTOGRAPHIC LOG

Facility Name:	Site Location:	Project No.
Lower Neponset River	Boston and Milton, Massachusetts	60703400

Photo No. 591 24D-0101 boring hole	Date/Start Time: 7/10/2024 11:24:00 AM	Location: 24D-0101	Direction:
Description: Location 24D-0101 Borehole			

Photo No. 592 24D-0209 Location	Date/Start Time: 7/10/2024 12:52:00 PM	Location: 24D-0209	Direction:
Description: Location 24D-0209 General Setting			

PHOTOGRAPHIC LOG

Facility Name:	Site Location:	Project No.
Lower Neponset River	Boston and Milton, Massachusetts	60703400

Photo No. 593 24D-0209-AS sample	Date/Start Time: 7/10/2024 12:52:00 PM	Location: 24D-0209	Direction:

Description:

AS soil sample : 0 - 1 ft

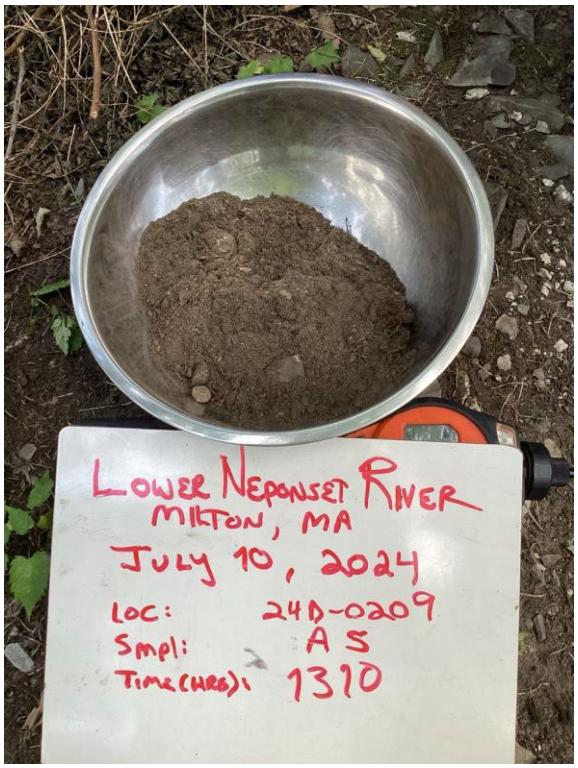

Photo No. 594 24D-0209-BS sample	Date/Start Time: 7/10/2024 12:52:00 PM	Location: 24D-0209	Direction:

Description:

BS soil sample : 1 - 1.7 ft



PHOTOGRAPHIC LOG

Facility Name:	Site Location:	Project No.
Lower Neponset River	Boston and Milton, Massachusetts	60703400

Photo No. 595 24D-0214 Location	Date/Start Time: 7/10/2024 2:04:00 PM	Location: 24D-0214	Direction:

Description:

Location 24D-0214 General Setting



Photo No. 596 24D-0214-AS sample	Date/Start Time: 7/10/2024 2:04:00 PM	Location: 24D-0214	Direction:

Description:

AS soil sample : 0 - 1 ft



AECOM

PHOTOGRAPHIC LOG

Facility Name:	Site Location:	Project No.
Lower Neponset River	Boston and Milton, Massachusetts	60703400

Photo No. 597 24D-0214-BS sample	Date/Start Time: 7/10/2024 2:04:00 PM	Location: 24D-0214	Direction:
Description: BS soil sample : 1 - 2 ft			

Photo No. 598 24D-0033-AS lithology	Date/Start Time: 7/10/2024 2:09:00 PM	Location: 24D-0033	Direction:
Description: AS soil sample : 0 - 1 ft	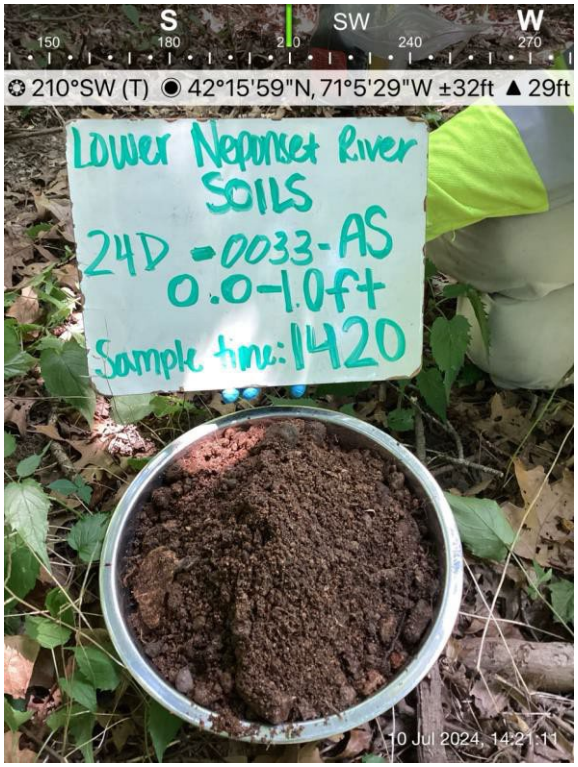		

PHOTOGRAPHIC LOG

Facility Name:	Site Location:	Project No.
Lower Neponset River	Boston and Milton, Massachusetts	60703400

Photo No. 599 24D-0033-BS lithology	Date/Start Time: 7/10/2024 2:09:00 PM	Location: 24D-0033	Direction:

Description:

BS soil sample : 1 - 1.9 ft

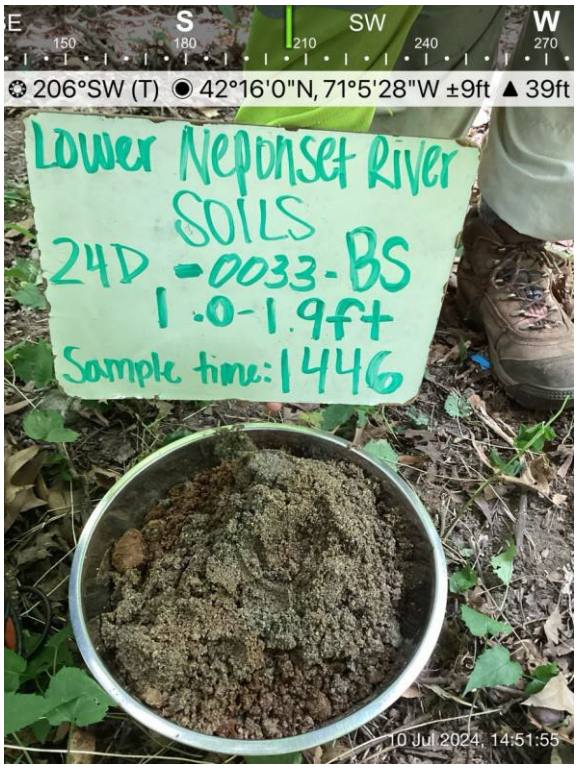

Photo No. 600 24D-0033 boring hole	Date/Start Time: 7/10/2024 2:09:00 PM	Location: 24D-0033	Direction:

Description:

Location 24D-0033
Borehole



PHOTOGRAPHIC LOG

Facility Name:	Site Location:	Project No.
Lower Neponset River	Boston and Milton, Massachusetts	60703400

Photo No. 601 24D-0096 Location	Date/Start Time: 7/11/2024 8:09:00 AM	Location: 24D-0096	Direction:

Description:

Location 24D-0096 General Setting



Photo No. 602 24D-0096-AS sample	Date/Start Time: 7/11/2024 8:09:00 AM	Location: 24D-0096	Direction:

Description:

AS soil sample : 0 - 1 ft

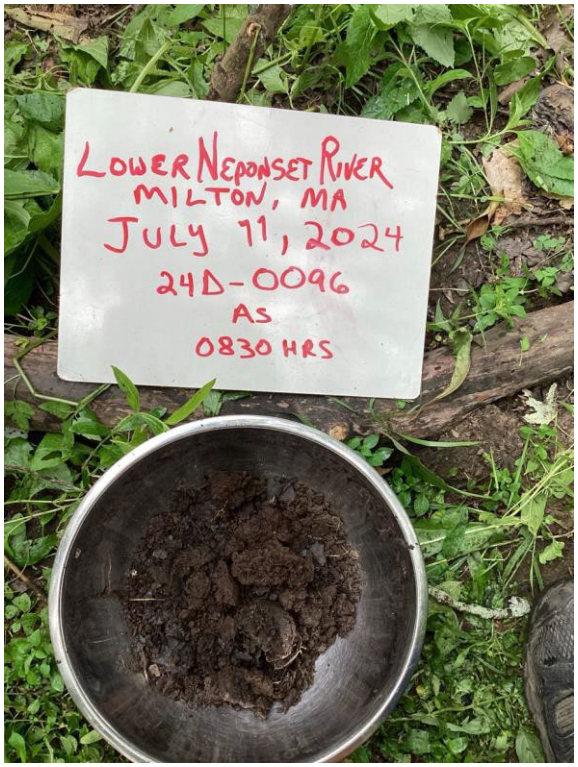

PHOTOGRAPHIC LOG

Facility Name:	Site Location:	Project No.
Lower Neponset River	Boston and Milton, Massachusetts	60703400

Photo No. 603 24D-0096-BS sample	Date/Start Time: 7/11/2024 8:09:00 AM	Location: 24D-0096	Direction:
Description: BS soil sample : 1 - 2 ft			

Photo No. 604 24D-0096-CS sample	Date/Start Time: 7/11/2024 8:09:00 AM	Location: 24D-0096	Direction:
Description: CS soil sample : 2 - 3 ft			

PHOTOGRAPHIC LOG

Facility Name:	Site Location:	Project No.
Lower Neponset River	Boston and Milton, Massachusetts	60703400

Photo No. 605 24D-0043-AS lithology	Date/Start Time: 7/11/2024 8:38:00 AM	Location: 24D-0043	Direction:
Description: AS soil sample : 0 - 1 ft			

Photo No. 606 24D-0043-BS lithology	Date/Start Time: 7/11/2024 8:38:00 AM	Location: 24D-0043	Direction:
Description: BS soil sample : 1 - 2 ft			

PHOTOGRAPHIC LOG

Facility Name:	Site Location:	Project No.
Lower Neponset River	Boston and Milton, Massachusetts	60703400

Photo No. 607 24D-0043-CS lithology	Date/Start Time: 7/11/2024 8:38:00 AM	Location: 24D-0043	Direction:

Description:

CS soil sample : 2 - 3 ft



Photo No. 608 24D-0043 boring hole	Date/Start Time: 7/11/2024 8:38:00 AM	Location: 24D-0043	Direction:

Description:

Location 24D-0043
Borehole



PHOTOGRAPHIC LOG

Facility Name:	Site Location:	Project No.
Lower Neponset River	Boston and Milton, Massachusetts	60703400

Photo No. 609 24D-0095 Location	Date/Start Time: 7/11/2024 9:32:00 AM	Location: 24D-0095	Direction:

Description:

Location 24D-0095 General Setting



Photo No. 610 24D-0095-AS sample	Date/Start Time: 7/11/2024 9:32:00 AM	Location: 24D-0095	Direction:

Description:

AS soil sample : 0 - 1 ft

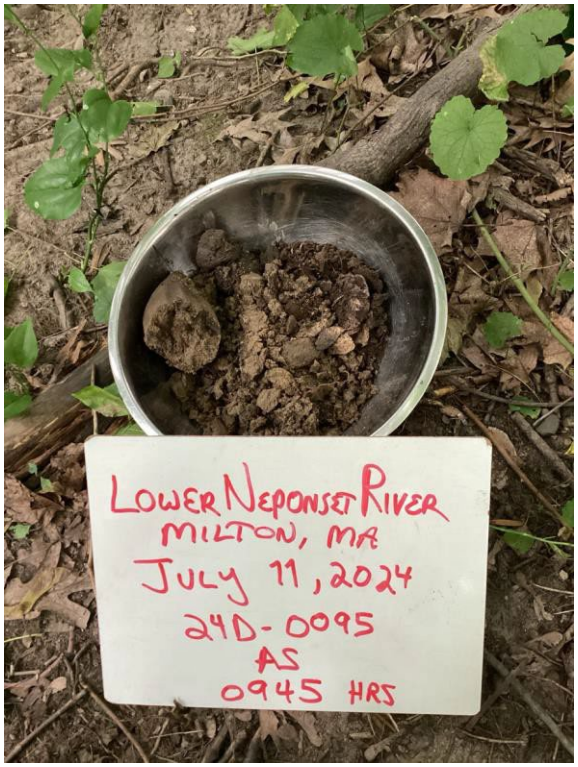

AECOM

PHOTOGRAPHIC LOG

Facility Name:	Site Location:	Project No.
Lower Neponset River	Boston and Milton, Massachusetts	60703400

Photo No. 611 24D-0095-BS sample	Date/Start Time: 7/11/2024 9:32:00 AM	Location: 24D-0095	Direction:

Description:

BS soil sample : 1 - 1.5 ft



Photo No. 612 24D-0042-AS lithology	Date/Start Time: 7/11/2024 10:07:00 AM	Location: 24D-0042	Direction:

Description:

AS soil sample : 0 - 1 ft



PHOTOGRAPHIC LOG

Facility Name:	Site Location:	Project No.
Lower Neponset River	Boston and Milton, Massachusetts	60703400

Photo No. 613 24D-0042-BS lithology	Date/Start Time: 7/11/2024 10:07:00 AM	Location: 24D-0042	Direction:

Description:

BS soil sample : 1 - 2 ft



Photo No. 614 24D-0042-CS lithology	Date/Start Time: 7/11/2024 10:07:00 AM	Location: 24D-0042	Direction:

Description:

CS soil sample : 2 - 3 ft



PHOTOGRAPHIC LOG

Facility Name:	Site Location:	Project No.
Lower Neponset River	Boston and Milton, Massachusetts	60703400

Photo No. 615 24D-0042 boring hole	Date/Start Time: 7/11/2024 10:07:00 AM	Location: 24D-0042	Direction:

Description:

Location 24D-0042 Borehole



Photo No. 616 24D-0094 Location	Date/Start Time: 7/11/2024 11:36:00 AM	Location: 24D-0094	Direction:

Description:

Location 24D-0094 General Setting



AECOM

PHOTOGRAPHIC LOG

Facility Name:	Site Location:	Project No.
Lower Neponset River	Boston and Milton, Massachusetts	60703400

Photo No. 617 24D-0094-AS sample	Date/Start Time: 7/11/2024 11:36:00 AM	Location: 24D-0094	Direction:

Description:

AS soil sample : 0 - 1 ft



Photo No. 618 24D-0094-BS sample	Date/Start Time: 7/11/2024 11:36:00 AM	Location: 24D-0094	Direction:

Description:

BS soil sample : 1 - 2 ft



AECOM

PHOTOGRAPHIC LOG

Facility Name:	Site Location:	Project No.
Lower Neponset River	Boston and Milton, Massachusetts	60703400

Photo No. 619 24D-0094-CS sample	Date/Start Time: 7/11/2024 11:36:00 AM	Location: 24D-0094	Direction:

Description:

CS soil sample : 2 - 2.7 ft

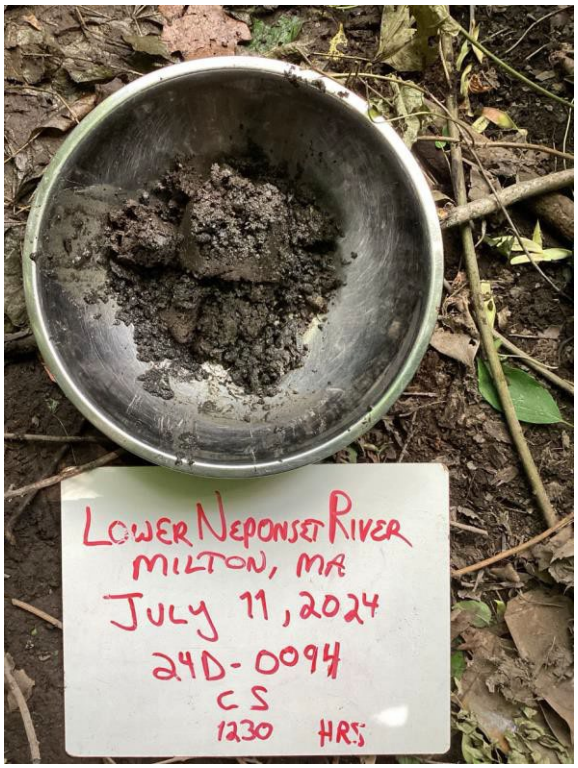

Photo No. 620 24D-0154-AS lithology	Date/Start Time: 7/11/2024 12:37:00 PM	Location: 24D-0154	Direction:

Description:

AS soil sample : 0 - 1 ft



PHOTOGRAPHIC LOG

Facility Name:	Site Location:	Project No.
Lower Neponset River	Boston and Milton, Massachusetts	60703400

Photo No. 621 24D-0154-BS lithology	Date/Start Time: 7/11/2024 12:37:00 PM	Location: 24D-0154	Direction:

Description:

BS soil sample : 1 - 1.8 ft



Photo No. 622 24D-0154 boring	Date/Start Time: 7/11/2024 12:37:00 PM	Location: 24D-0154	Direction:

Description:

Location 24D-0154
Borehole



PHOTOGRAPHIC LOG

Facility Name:	Site Location:	Project No.
Lower Neponset River	Boston and Milton, Massachusetts	60703400

Photo No. 623 24D-0093 location	Date/Start Time: 7/11/2024 1:45:00 PM	Location: 24D-0093	Direction:

Description:

Location 24D-0093 General Setting



Photo No. 624 24D-0093-AS sample	Date/Start Time: 7/11/2024 1:45:00 PM	Location: 24D-0093	Direction:

Description:

AS soil sample : 0 - 0.7 ft



PHOTOGRAPHIC LOG

Facility Name:	Site Location:	Project No.
Lower Neponset River	Boston and Milton, Massachusetts	60703400

Photo No. 625 24D-0153-AS lithology	Date/Start Time: 7/11/2024 1:52:00 PM	Location: 24D-0153	Direction:
Description: AS soil sample : 0 - 1 ft			

Photo No. 626 24D-0153-BS lithology	Date/Start Time: 7/11/2024 1:52:00 PM	Location: 24D-0153	Direction:
Description: BS soil sample : 1 - 1.2 ft			

AECOM

PHOTOGRAPHIC LOG

Facility Name:	Site Location:	Project No.
Lower Neponset River	Boston and Milton, Massachusetts	60703400

Photo No. 627 24D-0153 boring hole	Date/Start Time: 7/11/2024 1:52:00 PM	Location: 24D-0153	Direction:

Description:

Location 24D-0153
Borehole



Photo No. 628 24D-0155-AD/AS	Date/Start Time: 7/12/2024 8:08:00 AM	Location: 24D-0155	Direction:

Description:

AS/AD soil sample : 0 - 1 ft



PHOTOGRAPHIC LOG

Facility Name:	Site Location:	Project No.
Lower Neponset River	Boston and Milton, Massachusetts	60703400

Photo No. 629 24D-0155-BS lithology	Date/Start Time: 7/12/2024 8:08:00 AM	Location: 24D-0155	Direction:

Description:

BS soil sample : 1 - 2 ft



Photo No. 630 24D-0155-CS lithology	Date/Start Time: 7/12/2024 8:08:00 AM	Location: 24D-0155	Direction:

Description:

CS soil sample : 2 - 3 ft



AECOM

PHOTOGRAPHIC LOG

Facility Name:	Site Location:	Project No.
Lower Neponset River	Boston and Milton, Massachusetts	60703400

Photo No. 631 24D-0155 boring hole	Date/Start Time: 7/12/2024 8:08:00 AM	Location: 24D-0155	Direction:
Description: Location 24D-0155 Borehole			

Photo No. 632 24D-0156-AS lithology	Date/Start Time: 7/12/2024 10:00:00 AM	Location: 24D-0156	Direction:
Description: AS soil sample : 0 - 1 ft			

PHOTOGRAPHIC LOG

Facility Name:	Site Location:	Project No.
Lower Neponset River	Boston and Milton, Massachusetts	60703400

Photo No. 633 24D-0156-BS lithology	Date/Start Time: 7/12/2024 10:00:00 AM	Location: 24D-0156	Direction:

Description:

BS soil sample : 1 - 2 ft



Photo No. 634 24D-0156-CS lithology	Date/Start Time: 7/12/2024 10:00:00 AM	Location: 24D-0156	Direction:

Description:

CS soil sample : 2 - 3 ft



PHOTOGRAPHIC LOG

Facility Name:	Site Location:	Project No.
Lower Neponset River	Boston and Milton, Massachusetts	60703400

Photo No. 635 24D-0156 boring	Date/Start Time: 7/12/2024 10:00:00 AM	Location: 24D-0156	Direction:

Description:

Location 24D-0156
Borehole



Photo No. 636 24D-0157-AS lithology	Date/Start Time: 7/12/2024 11:23:00 AM	Location: 24D-0157	Direction:

Description:

AS soil sample : 0 - 1 ft



AECOM

PHOTOGRAPHIC LOG

Facility Name:	Site Location:	Project No.
Lower Neponset River	Boston and Milton, Massachusetts	60703400

Photo No. 637 24D-0157-BS lithology	Date/Start Time: 7/12/2024 11:23:00 AM	Location: 24D-0157	Direction:
Description: BS soil sample : 1 - 2 ft			

Photo No. 638 24D-0157-CS lithology	Date/Start Time: 7/12/2024 11:23:00 AM	Location: 24D-0157	Direction:
Description: CS soil sample : 2 - 3 ft Took picture after homogenizing.			

PHOTOGRAPHIC LOG

Facility Name:	Site Location:	Project No.
Lower Neponset River	Boston and Milton, Massachusetts	60703400

Photo No. 639 24D-0157 boring	Date/Start Time: 7/12/2024 11:23:00 AM	Location: 24D-0157	Direction:

Description:

Location 24D-0157
Borehole



Photo No. 640 24D-0158-AS lithology	Date/Start Time: 7/12/2024 1:06:00 PM	Location: 24D-0158	Direction:

Description:

AS soil sample : 0 - 1 ft



PHOTOGRAPHIC LOG

Facility Name:	Site Location:	Project No.
Lower Neponset River	Boston and Milton, Massachusetts	60703400

Photo No. 641 24D-0158-BS lithology	Date/Start Time: 7/12/2024 1:06:00 PM	Location: 24D-0158	Direction:

Description:

BS soil sample : 1 - 1.9 ft

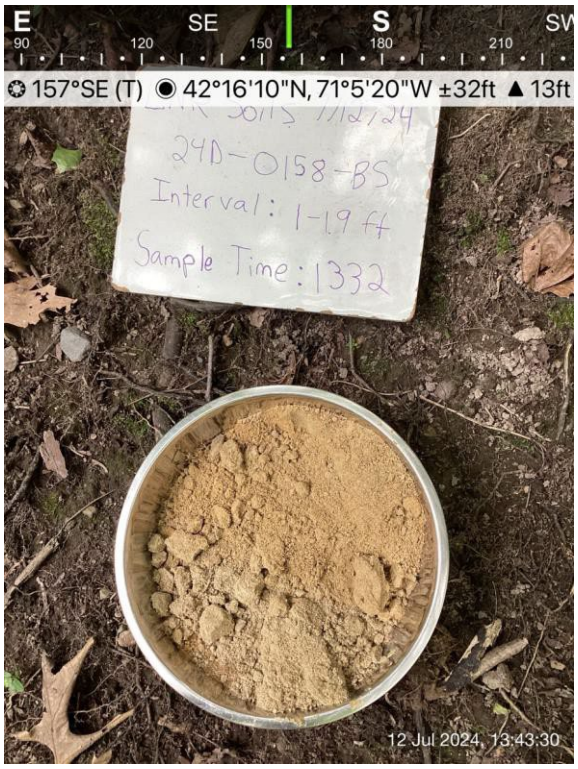

Photo No. 642 24D-0158 boring	Date/Start Time: 7/12/2024 1:06:00 PM	Location: 24D-0158	Direction:

Description:

Location 24D-0158
Borehole



AECOM

PHOTOGRAPHIC LOG

Facility Name:	Site Location:	Project No.
Lower Neponset River	Boston and Milton, Massachusetts	60703400

Photo No. 643 24D-0159-AS lithology	Date/Start Time: 7/12/2024 2:00:00 PM	Location: 24D-0159	Direction:

Description:

AS soil sample : 0 - 0.7 ft
Interval is 0 to 0.7, refusal on rock. Did not get picture of borehole.

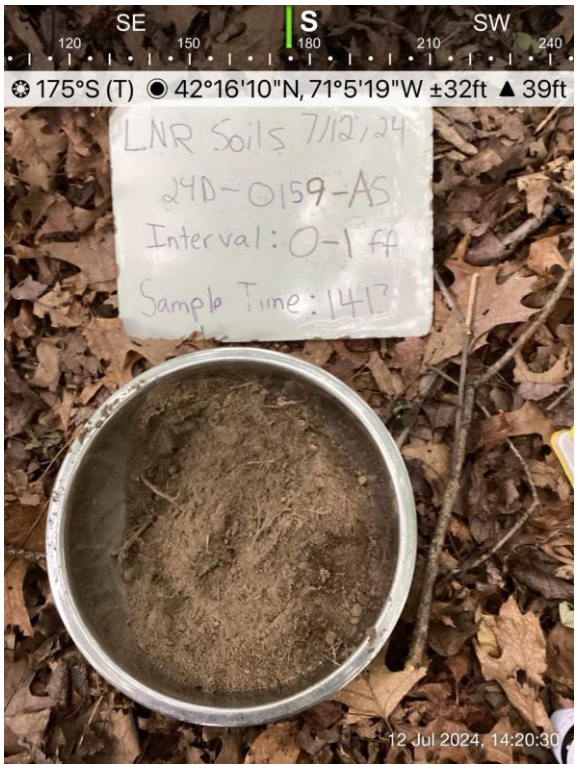

Photo No. 644 24D-0160-AD/AS	Date/Start Time: 7/15/2024 8:43:00 AM	Location: 24D-0160	Direction:

Description:

AS/AD soil sample : 0 - 1 ft



AECOM

PHOTOGRAPHIC LOG

Facility Name:	Site Location:	Project No.
Lower Neponset River	Boston and Milton, Massachusetts	60703400

Photo No. 645 24D-0160-BS lithology	Date/Start Time: 7/15/2024 8:43:00 AM	Location: 24D-0160	Direction:

Description:

BS soil sample : 1 - 2 ft



Photo No. 646 24D-0160-CS lithology	Date/Start Time: 7/15/2024 8:43:00 AM	Location: 24D-0160	Direction:

Description:

CS soil sample : 2 - 3 ft



PHOTOGRAPHIC LOG

Facility Name:	Site Location:	Project No.
Lower Neponset River	Boston and Milton, Massachusetts	60703400

Photo No. 647 24D-0160 boring holes	Date/Start Time: 7/15/2024 8:43:00 AM	Location: 24D-0160	Direction:
Description: Location 24D-0160 Borehole L to R: Attempt #4 (BS, CS collected) Attempt #1 (AS collected)			

Photo No. 648 24D-0034 Location	Date/Start Time: 7/15/2024 9:17:00 AM	Location: 24D-0034	Direction:
Description: Location 24D-0034 General Setting			

PHOTOGRAPHIC LOG

Facility Name:	Site Location:	Project No.
Lower Neponset River	Boston and Milton, Massachusetts	60703400

Photo No. 649 24D-0034-AS sample	Date/Start Time: 7/15/2024 9:17:00 AM	Location: 24D-0034	Direction:

Description:

AS soil sample : 0 - 0.9 ft

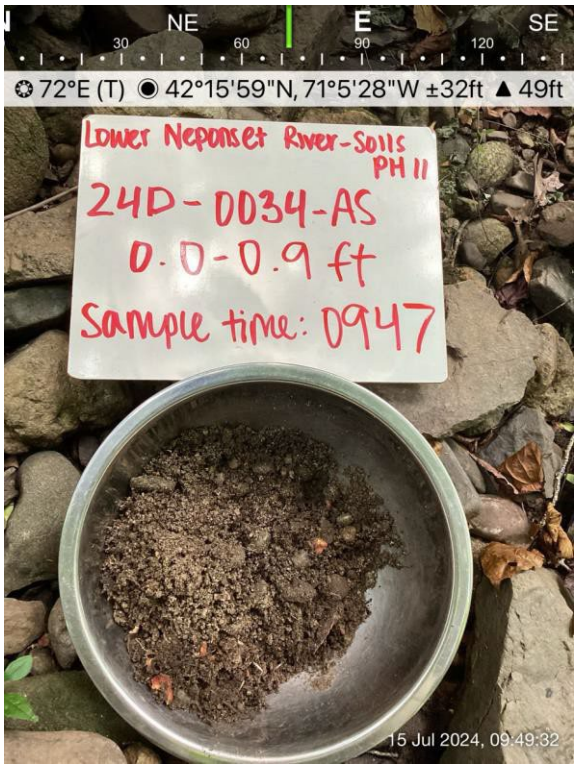

Photo No. 650 24D-0035 Location	Date/Start Time: 7/15/2024 10:23:00 AM	Location: 24D-0035	Direction:

Description:

Location 24D-0035 General Setting



PHOTOGRAPHIC LOG

Facility Name:	Site Location:	Project No.
Lower Neponset River	Boston and Milton, Massachusetts	60703400

Photo No. 651 24D-0035-AS sample	Date/Start Time: 7/15/2024 10:23:00 AM	Location: 24D-0035	Direction:

Description:

AS soil sample : 0 - 0.9 ft



Photo No. 652 24D-0161-AS lithology	Date/Start Time: 7/15/2024 10:32:00 AM	Location: 24D-0161	Direction:

Description:

AS soil sample : 0 - 1 ft



AECOM

PHOTOGRAPHIC LOG

Facility Name:	Site Location:	Project No.
Lower Neponset River	Boston and Milton, Massachusetts	60703400

Photo No. 653 24D-0161-BS lithology	Date/Start Time: 7/15/2024 10:32:00 AM	Location: 24D-0161	Direction:

Description:

BS soil sample : 1 - 1.6 ft



Photo No. 654 24D-0161 boring hole	Date/Start Time: 7/15/2024 10:32:00 AM	Location: 24D-0161	Direction:

Description:

Location 24D-0161
Borehole



PHOTOGRAPHIC LOG

Facility Name:	Site Location:	Project No.
Lower Neponset River	Boston and Milton, Massachusetts	60703400

Photo No. 655 24D-0036 Location	Date/Start Time: 7/15/2024 11:02:00 AM	Location: 24D-0036	Direction:

Description:

Location 24D-0036 General Setting



Photo No. 656 24D-0036-AD/AS	Date/Start Time: 7/15/2024 11:02:00 AM	Location: 24D-0036	Direction:

Description:

AS/AD soil sample : 0 - 1 ft



AECOM

PHOTOGRAPHIC LOG

Facility Name:	Site Location:	Project No.
Lower Neponset River	Boston and Milton, Massachusetts	60703400

Photo No. 657 24D-0036-BS sample	Date/Start Time: 7/15/2024 11:02:00 AM	Location: 24D-0036	Direction:

Description:

BS soil sample : 1 - 2 ft



Photo No. 658 24D-0036-CS sample	Date/Start Time: 7/15/2024 11:02:00 AM	Location: 24D-0036	Direction:

Description:

CS soil sample : 2 - 2.5 ft



PHOTOGRAPHIC LOG

Facility Name:	Site Location:	Project No.
Lower Neponset River	Boston and Milton, Massachusetts	60703400

Photo No. 659 24D-0162-BS lithology	Date/Start Time: 7/15/2024 12:46:00 PM	Location: 24D-0162	Direction:

Description:

BS soil sample : 1 - 1.5 ft



Photo No. 660 24D-0162 boring hole	Date/Start Time: 7/15/2024 12:46:00 PM	Location: 24D-0162	Direction:

Description:

Location 24D-0162
Borehole



PHOTOGRAPHIC LOG

Facility Name:	Site Location:	Project No.
Lower Neponset River	Boston and Milton, Massachusetts	60703400

Photo No. 661 24D-0162-AS lithology	Date/Start Time: 7/15/2024 12:46:00 PM	Location: 24D-0162	Direction:

Description:

AS soil sample : 0 - 1 ft

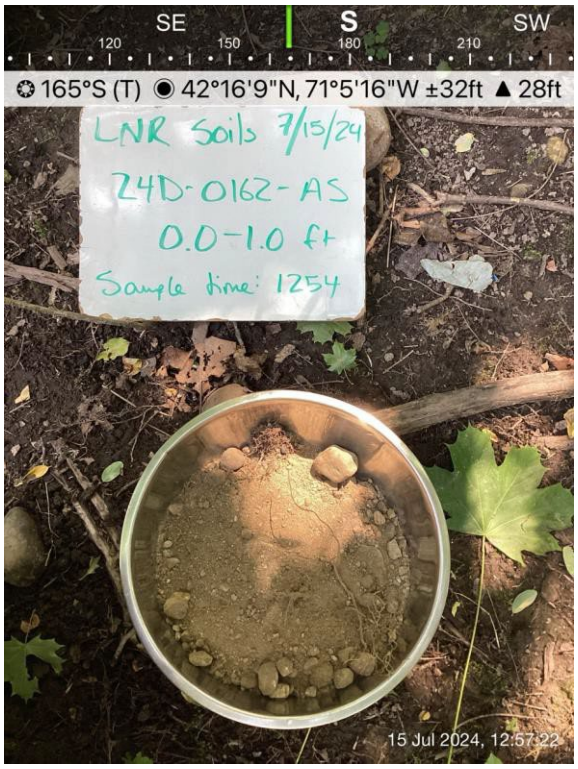

Photo No. 662 24D-0037 Location	Date/Start Time: 7/15/2024 12:50:00 PM	Location: 24D-0037	Direction:

Description:

Location 24D-0037 General Setting



PHOTOGRAPHIC LOG

Facility Name:	Site Location:	Project No.
Lower Neponset River	Boston and Milton, Massachusetts	60703400

Photo No. 663 24D-0037-AS sample	Date/Start Time: 7/15/2024 12:50:00 PM	Location: 24D-0037	Direction:

Description:

AS soil sample : 0 - 1 ft



Photo No. 664 24D-0037-BS sample	Date/Start Time: 7/15/2024 12:50:00 PM	Location: 24D-0037	Direction:

Description:

BS soil sample : 1 - 1.5 ft



PHOTOGRAPHIC LOG

Facility Name:	Site Location:	Project No.
Lower Neponset River	Boston and Milton, Massachusetts	60703400

Photo No. 665 24D-0038 Location	Date/Start Time: 7/15/2024 1:43:00 PM	Location: 24D-0038	Direction:

Description:

Location 24D-0038 General Setting



Photo No. 666 24D-0038-AS sample	Date/Start Time: 7/15/2024 1:43:00 PM	Location: 24D-0038	Direction:

Description:

AS soil sample : 0 - 1 ft



PHOTOGRAPHIC LOG

Facility Name:	Site Location:	Project No.
Lower Neponset River	Boston and Milton, Massachusetts	60703400

Photo No. 667 24D-0038-BS sample	Date/Start Time: 7/15/2024 1:43:00 PM	Location: 24D-0038	Direction:
Description: BS soil sample : 1 - 2 ft			

Photo No. 668 24D-0038-CS sample	Date/Start Time: 7/15/2024 1:43:00 PM	Location: 24D-0038	Direction:
Description: CS soil sample : 2 - 3 ft			

AECOM

PHOTOGRAPHIC LOG

Facility Name:	Site Location:	Project No.
Lower Neponset River	Boston and Milton, Massachusetts	60703400

Photo No. 669 24D-0152-AS lithology	Date/Start Time: 7/15/2024 2:39:00 PM	Location: 24D-0152	Direction:

Description:

AS soil sample : 0 - 1 ft

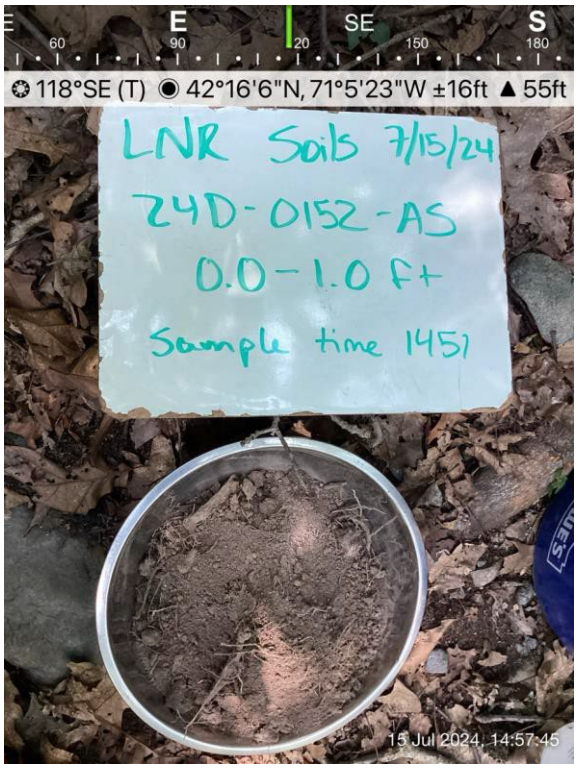

Photo No. 670 24D-0152 boring hole	Date/Start Time: 7/15/2024 2:39:00 PM	Location: 24D-0152	Direction:

Description:

Location 24D-0152
Borehole



AECOM

PHOTOGRAPHIC LOG

Facility Name:	Site Location:	Project No.
Lower Neponset River	Boston and Milton, Massachusetts	60703400

Photo No. 671 24D-0152-BS lithology	Date/Start Time: 7/15/2024 2:39:00 PM	Location: 24D-0152	Direction:

Description:

BS soil sample : 1 - 2 ft



Photo No. 672 24D-0152-CS lithology	Date/Start Time: 7/15/2024 2:39:00 PM	Location: 24D-0152	Direction:

Description:

CS soil sample : 2 - 3 ft



PHOTOGRAPHIC LOG

Facility Name:	Site Location:	Project No.
Lower Neponset River	Boston and Milton, Massachusetts	60703400

Photo No. 673 24D-0163-AS lithology	Date/Start Time: 7/16/2024 8:16:00 AM	Location: 24D-0163	Direction:

Description:

AS soil sample : 0 - 0.9 ft



Photo No. 674 24D-0163 boring hole	Date/Start Time: 7/16/2024 8:16:00 AM	Location: 24D-0163	Direction:

Description:

Location 24D-0163
Borehole



PHOTOGRAPHIC LOG

Facility Name:	Site Location:	Project No.
Lower Neponset River	Boston and Milton, Massachusetts	60703400

Photo No. 675 24D-0039 Location facing upstream	Date/Start Time: 7/16/2024 8:36:00 AM	Location: 24D-0039	Direction:

Description:

Location 24D-0039 General Setting
Location facing upstream.



Photo No. 676 24D-0039 Location facing down stream	Date/Start Time: 7/16/2024 8:36:00 AM	Location: 24D-0039	Direction:

Description:

Location 24D-0039 General Setting
Location facing downstream.



AECOM

PHOTOGRAPHIC LOG

Facility Name:	Site Location:	Project No.
Lower Neponset River	Boston and Milton, Massachusetts	60703400

Photo No. 677 24D-0039-AS sample	Date/Start Time: 7/16/2024 8:36:00 AM	Location: 24D-0039	Direction:
Description: AS soil sample : 0 - 1 ft			

Photo No. 678 24D-0039-BS sample	Date/Start Time: 7/16/2024 8:36:00 AM	Location: 24D-0039	Direction:
Description: BS soil sample : 1 - 1.2 ft			

PHOTOGRAPHIC LOG

Facility Name:	Site Location:	Project No.
Lower Neponset River	Boston and Milton, Massachusetts	60703400

Photo No. 679 24D-0164 boring hole	Date/Start Time: 7/16/2024 9:09:00 AM	Location: 24D-0164	Direction:

Description:

Location 24D-0164
Borehole



Photo No. 680 24D-0164-AS lithology	Date/Start Time: 7/16/2024 9:09:00 AM	Location: 24D-0164	Direction:

Description:

AS soil sample : 0 - 1 ft



PHOTOGRAPHIC LOG

Facility Name:	Site Location:	Project No.
Lower Neponset River	Boston and Milton, Massachusetts	60703400

Photo No. 681 24D-0164-BS lithology	Date/Start Time: 7/16/2024 9:09:00 AM	Location: 24D-0164	Direction:

Description:

BS soil sample : 1 - 2 ft



Photo No. 682 24D-0164-CS lithology	Date/Start Time: 7/16/2024 9:09:00 AM	Location: 24D-0164	Direction:

Description:

CS soil sample : 2 - 2.5 ft



AECOM

PHOTOGRAPHIC LOG

Facility Name:	Site Location:	Project No.
Lower Neponset River	Boston and Milton, Massachusetts	60703400

Photo No. 683 24D-0040 Location	Date/Start Time: 7/16/2024 9:35:00 AM	Location: 24D-0040	Direction:

Description:

Location 24D-0040 General Setting



Photo No. 684 24D-0040-AS sample	Date/Start Time: 7/16/2024 9:35:00 AM	Location: 24D-0040	Direction:

Description:

AS soil sample : 0 - 1 ft



AECOM

PHOTOGRAPHIC LOG

Facility Name:	Site Location:	Project No.
Lower Neponset River	Boston and Milton, Massachusetts	60703400

Photo No. 685 24D-0041 Location	Date/Start Time: 7/16/2024 10:08:00 AM	Location: 24D-0041	Direction:

Description:

Location 24D-0041 General Setting



Photo No. 686 24D-0041-AS sample	Date/Start Time: 7/16/2024 10:08:00 AM	Location: 24D-0041	Direction:

Description:

AS soil sample : 0 - 1 ft



PHOTOGRAPHIC LOG

Facility Name:	Site Location:	Project No.
Lower Neponset River	Boston and Milton, Massachusetts	60703400

Photo No. 687 24D-0165-AS lithology	Date/Start Time: 7/16/2024 10:24:00 AM	Location: 24D-0165	Direction:

Description:

AS soil sample : 0 - 1 ft



Photo No. 688 24D-0165-BS lithology	Date/Start Time: 7/16/2024 10:24:00 AM	Location: 24D-0165	Direction:

Description:

BS soil sample : 1 - 1.5 ft



PHOTOGRAPHIC LOG

Facility Name:	Site Location:	Project No.
Lower Neponset River	Boston and Milton, Massachusetts	60703400

Photo No. 689 24D-0165 boring hole	Date/Start Time: 7/16/2024 10:24:00 AM	Location: 24D-0165	Direction:

Description:

Location 24D-0165
Borehole



Photo No. 690 24D-0166-AS lithology	Date/Start Time: 7/16/2024 12:02:00 PM	Location: 24D-0166	Direction:

Description:

AS soil sample : 0 - 1 ft



PHOTOGRAPHIC LOG

Facility Name:	Site Location:	Project No.
Lower Neponset River	Boston and Milton, Massachusetts	60703400

Photo No. 691 24D-0166-BS lithology	Date/Start Time: 7/16/2024 12:02:00 PM	Location: 24D-0166	Direction:

Description:

BS soil sample : 1 - 2 ft



Photo No. 692 24D-0166-CS lithology	Date/Start Time: 7/16/2024 12:02:00 PM	Location: 24D-0166	Direction:

Description:

CS soil sample : 2 - 2.6 ft



PHOTOGRAPHIC LOG

Facility Name:	Site Location:	Project No.
Lower Neponset River	Boston and Milton, Massachusetts	60703400

Photo No. 693 24D-0166 boring hole	Date/Start Time: 7/16/2024 12:02:00 PM	Location: 24D-0166	Direction:

Description:

Location 24D-0166
Borehole



Photo No. 694 24D-0167-BS lithology	Date/Start Time: 7/16/2024 1:28:00 PM	Location: 24D-0167	Direction:

Description:

BS soil sample : 1 - 2 ft



PHOTOGRAPHIC LOG

Facility Name:	Site Location:	Project No.
Lower Neponset River	Boston and Milton, Massachusetts	60703400

Photo No. 695 24D-0167 boring hole	Date/Start Time: 7/16/2024 1:28:00 PM	Location: 24D-0167	Direction:

Description:

Location 24D-0167
Borehole



Photo No. 696 24D-0167-AS lithology	Date/Start Time: 7/16/2024 1:28:00 PM	Location: 24D-0167	Direction:

Description:

AS soil sample : 0 - 1 ft



AECOM

PHOTOGRAPHIC LOG

Facility Name:	Site Location:	Project No.
Lower Neponset River	Boston and Milton, Massachusetts	60703400

Photo No. 697 24D-0218-AS lithology	Date/Start Time: 7/17/2024 9:54:00 AM	Location: 24D-0218	Direction:

Description:

AS soil sample : 0 - 1 ft



Photo No. 698 24D-0218-BS lithology	Date/Start Time: 7/17/2024 9:54:00 AM	Location: 24D-0218	Direction:

Description:

BS soil sample : 1 - 2 ft



PHOTOGRAPHIC LOG

Facility Name:	Site Location:	Project No.
Lower Neponset River	Boston and Milton, Massachusetts	60703400

Photo No. 699 24D-0218 boring hole	Date/Start Time: 7/17/2024 9:54:00 AM	Location: 24D-0218	Direction:

Description:

Location 24D-0218
Borehole



Photo No. 700 24D-0218-CS lithology	Date/Start Time: 7/17/2024 9:54:00 AM	Location: 24D-0218	Direction:

Description:

CS soil sample : 2 - 3 ft



PHOTOGRAPHIC LOG

Facility Name:	Site Location:	Project No.
Lower Neponset River	Boston and Milton, Massachusetts	60703400

Photo No. 701 24D-0219-AS lithology	Date/Start Time: 7/17/2024 11:18:00 AM	Location: 24D-0219	Direction:

Description:

AS soil sample : 0 - 1 ft

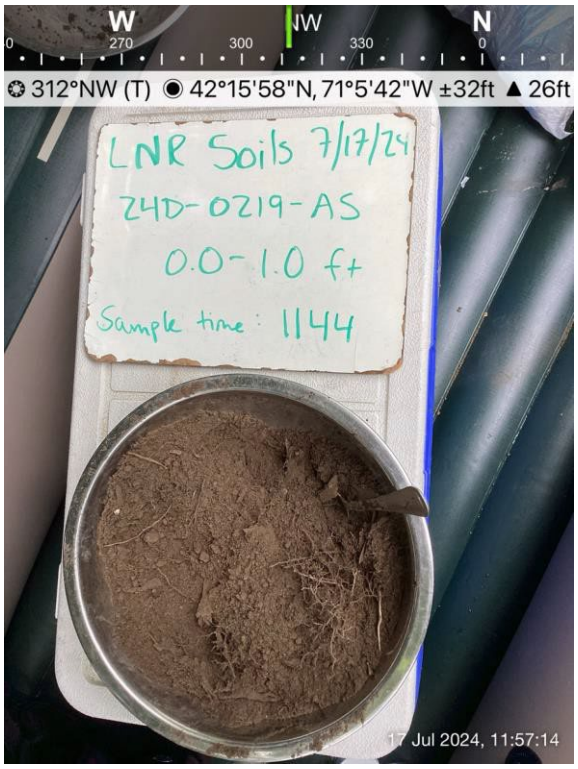

Photo No. 702 24D-0219-BS lithology	Date/Start Time: 7/17/2024 11:18:00 AM	Location: 24D-0219	Direction:

Description:

BS soil sample : 1 - 1.5 ft

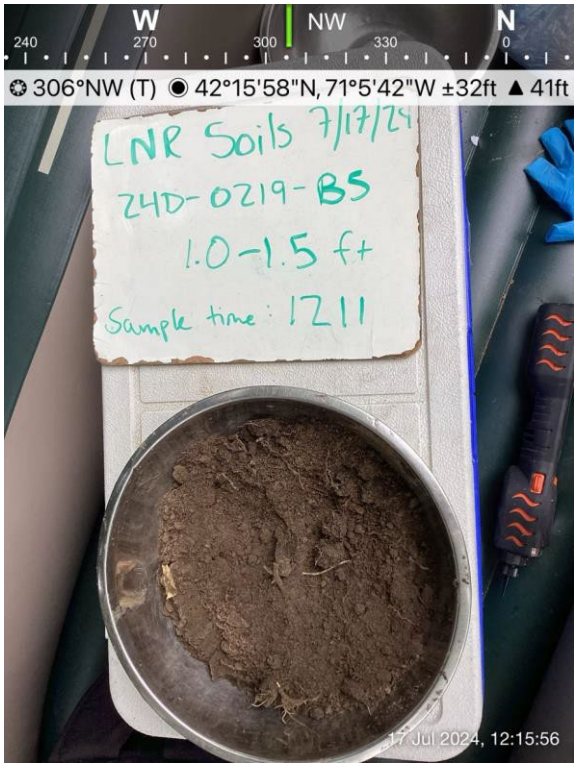

PHOTOGRAPHIC LOG

Facility Name:	Site Location:	Project No.
Lower Neponset River	Boston and Milton, Massachusetts	60703400

Photo No. 703 24D-0219 boring hole	Date/Start Time: 7/17/2024 11:18:00 AM	Location: 24D-0219	Direction:
Description: Location 24D-0219 Borehole			

Attachment 4 Mussel Program Photo Log

AECOM

PHOTOGRAPHIC LOG

Facility Name:	Site Location:	Project No.
Lower Neponset River	Milton/Boston, Massachusetts	60703400

Photo No.	Date:	Location:	Task:
1	6/19/2024	Willett Pond	Deployment

Description:

Willett Pond freshwater mussel retrieval.



Photo No.	Date:	Location:	Task:
2	6/19/2024	Lower Neponset River	Deployment

Description:

Example of an empty, unused mussel cage.



AECOM

PHOTOGRAPHIC LOG

Facility Name:	Site Location:	Project No.
Lower Neponset River	Milton/Boston, Massachusetts	60703400

Photo No.	Date:	Location:	Task:
3	6/20/2024	Lower Neponset River	Deployment

Description:

Field staff wading through the braided channel to deploy mussel cages.



Photo No.	Date:	Location:	Task:
4	6/20/2024	Lower Neponset River	Deployment

Description:

Example of a submerged mussel cage on the day of deployment. Natural local substrate was used for habitat and to assist dog cleats with restraining cages against current and debris.



AECOM

PHOTOGRAPHIC LOG

Facility Name:	Site Location:	Project No.
Lower Neponset River	Milton/Boston, Massachusetts	60703400

Photo No.	Date:	Location:	Task:
5	7/8/2024	Lower Neponset River	Check

Description:

Habitat and general setting for 24E-0005. Replicates 1 and 2 located to the north of the island pictured here (right). Field staff shown in image is carrying a dry bag with equipment.



AECOM

PHOTOGRAPHIC LOG

Facility Name:	Site Location:	Project No.
Lower Neponset River	Milton/Boston, Massachusetts	60703400

Photo No.	Date:	Location:	Task:
6	7/8/2024	Lower Neponset River	Check

Description:

Habitat and general setting for 24E-0009. Replicates 1 & 2 located near the view-tube pictured near the bank.



Photo No.	Date:	Location:	Task:
7	7/8/2024	Lower Neponset River	Check

AECOM

PHOTOGRAPHIC LOG

Facility Name:	Site Location:	Project No.
Lower Neponset River	Milton/Boston, Massachusetts	60703400

Description:	
Image of a submerged mussel cage through the view-tube used during mussel cage checks. Mussels are visible through the holes in the top of the cage	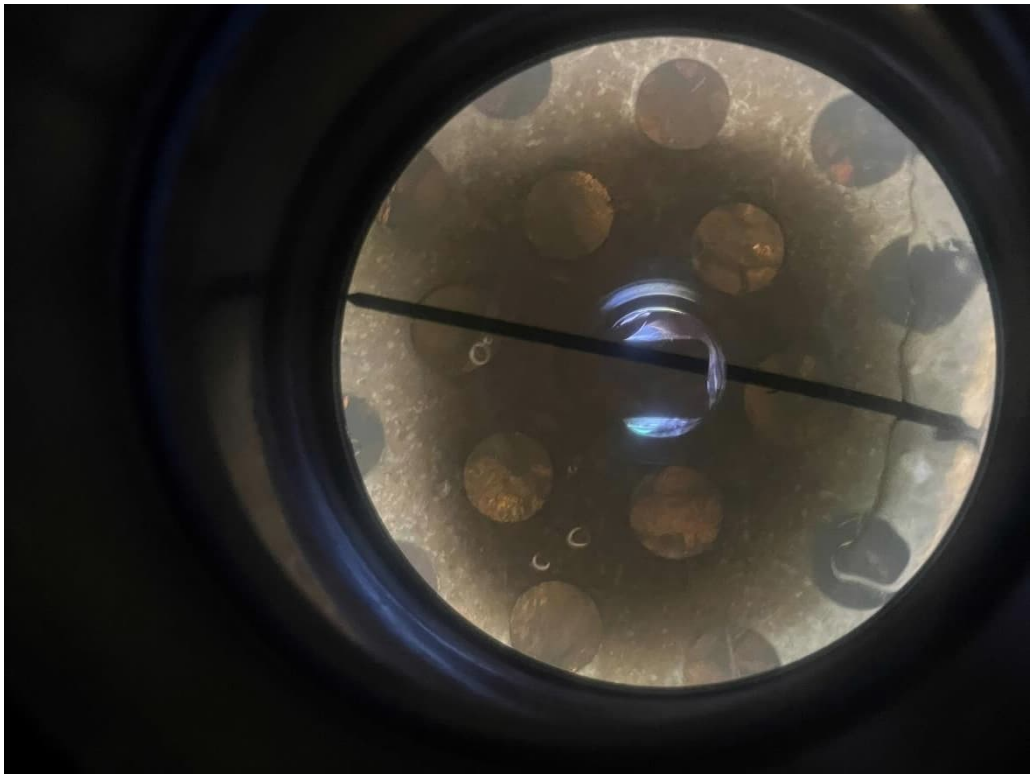

Photo No.	Date:	Location:	Task:
8	7/8/2024	Lower Neponset River	Check

Description:	
Example of a mussel cage lifted to check mussel status.	

Photo No.	Date:	Location:	Task:
9	9/12/2024	Lower Neponset River	Check

AECOM

PHOTOGRAPHIC LOG

Facility Name:	Site Location:	Project No.
Lower Neponset River	Milton/Boston, Massachusetts	60703400

Description:

New location for 24E-0006. Both Replicates 1 & 2 were moved approximately 10 ft. towards the river centerline to ensure submersion during low water levels.



Photo No.	Date:	Location:	Task:
10	9/12/2024	Lower Neponset River	Check

Description:

New location for 24E-0007A. Both Replicates 1 & 2 were moved approximately 45 ft. towards the river centerline to ensure submersion during low water levels.



Photo No.	Date:	Location:	Task:
11	9/12/2024	Lower Neponset River	Check

AECOM

PHOTOGRAPHIC LOG

Facility Name:	Site Location:	Project No.
Lower Neponset River	Milton/Boston, Massachusetts	60703400

Description:	
New location for 24E-0008. Both Replicates 1 & 2 were moved approximately 270 ft. towards the river centerline (moved across island) to ensure submersion during low water levels.	

Photo No.	Date:	Location:	Task:
12	9/24/2024	Lower Neponset River	Retrieval

Description:	
Field staff mobilizing to retrieve mussels from the braided channel.	

AECOM

PHOTOGRAPHIC LOG

Facility Name:	Site Location:	Project No.
Lower Neponset River	Milton/Boston, Massachusetts	60703400

Photo No.	Date:	Location:	Task:
13	9/24/2024	Lower Neponset River	Retrieval

Description:

Inside mussel cage 24E-0004 Replicate 2 during retrieval.



Photo No.	Date:	Location:	Task:
14	9/24/2024	Lower Neponset River	Retrieval

Description:

Inside mussel cage 24E-0005 Replicate 1 during retrieval.



AECOM

PHOTOGRAPHIC LOG

Facility Name:	Site Location:	Project No.
Lower Neponset River	Milton/Boston, Massachusetts	60703400

Photo No.	Date:	Location:	Task:
15	9/24/2024	Lower Neponset River	Retrieval

Description:

Field staff retrieving 24E-0005 Replicate 2 mussels from the submerged mussel cage.



Photo No.	Date:	Location:	Task:
16	9/24/2024	Lower Neponset River	Retrieval

Description:

24E-0007A Replicate 1 at mussel retrieval.



AECOM

PHOTOGRAPHIC LOG

Facility Name:	Site Location:	Project No.
Lower Neponset River	Milton/Boston, Massachusetts	60703400

Photo No.	Date:	Location:	Task:
17	9/24/2024	Lower Neponset River	Retrieval

Description:

Field staff retrieving mussels at the 24E-0008 Replicate .



Photo No.	Date:	Location:	Task:
18	9/24/2024	Lower Neponset River	Retrieval

Description:

Inside mussel cage 24E-0009 Replicate 1 during retrieval



AECOM

PHOTOGRAPHIC LOG

Facility Name:	Site Location:	Project No.
Lower Neponset River	Milton/Boston, Massachusetts	60703400

Photo No.	Date:	Location:	Task:
19	9/24/2024	Lower Neponset River	Retrieval

Description:

24E-0006 Replicates 1 & 2 retrieved mussels in transit to LNR staging area. Coolers were aerated.



Photo No.	Date:	Location:	Task:
20	9/24/2024	Lower Neponset River	Retrieval

Description:

Field staff processing mussels at the LNR staging area. Mussels from each replicate were counted, measured and noted dead/alive.



Attachment 5 Sediment Coring Logs

AECOM

Core Number: 24A-0004

TOTAL DEPTH: 0.50 ft

CLIENT USEPA R1
PROJECT NAME Lower Neponset River
PROJECT NUMBER MAN000102204
SITE NAME Lower Neponset River
DATE STARTED 29-Oct-2024
EASTING 762607.8
DRILLING CONTRACTOR OSI
NORTHING 2920276.1
DRILLING EQUIPMENT Petite Ponar/Posthole Digger
HOLE DIAMETER 6 in
DRILLING METHOD Grab
WATER DEPTH
LOGGED BY C Steve Howe
CHECKED BY Lilly Taylor

Depth	Recovery (%)	PID	Sample ID	Graphic	Material Description
	100	0	24A-0004-AS 24A-0004-AD		Well-graded sand with gravel (SW), fine to coarse, rounded, 30-40% fine gravel. Trace silt. [SEDIMENT] - Brown, wet - No odor, no staining
0.5					Boring terminated at 0.5 feet
1.0					
1.5					
2.0					
2.5					
3.0					

Remarks:

AECOM

Core Number: 24A-0014

TOTAL DEPTH: 0.50 ft

CLIENT USEPA R1
PROJECT NAME Lower Neponset River
PROJECT NUMBER MAN000102204
SITE NAME Lower Neponset River
DATE STARTED 28-Oct-2024
EASTING 764749.0
DRILLING CONTRACTOR OSI
NORTHING 2920946.4
DRILLING EQUIPMENT Petite Ponar/Posthole Digger
HOLE DIAMETER 6 in
DRILLING METHOD Grab
WATER DEPTH
LOGGED BY C Steve Howe
CHECKED BY Lilly Taylor

Depth	Recovery (%)	PID	Sample ID	Graphic	Material Description
0.5	100	0	24A-0014-AS 24A-0014-AD		Silty gravel with sand (GM), fine to coarse, rounded, 15-25% fine to medium sand and silt. [SEDIMENT] - Brown, wet - No odor, no staining Poorly graded sand (SP), fine. Trace silt. [SEDIMENT] - Light brown, wet - No odor, no staining Boring terminated at 0.5 feet

1.0
1.5
2.0
2.5
3.0

Remarks:

AECOM

Core Number: 24A-0020

TOTAL DEPTH: 0.50 ft

CLIENT USEPA R1
PROJECT NAME Lower Neponset River
PROJECT NUMBER MAN000102204
SITE NAME Lower Neponset River
DATE STARTED 25-Oct-2024
EASTING 765419.1
DRILLING CONTRACTOR OSI
NORTHING 2921757.5
DRILLING EQUIPMENT Petite Ponar/Posthole Digger
HOLE DIAMETER 6 in
DRILLING METHOD Grab
WATER DEPTH
LOGGED BY C Steve Howe
CHECKED BY Lilly Taylor

Depth	Recovery (%)	PID	Sample ID	Graphic	Material Description
	100	0	24A-0020-AS		Well-graded gravel with sand (GW), fine to coarse, rounded, 30-40% fine to coarse sand, <10% silt. [SEDIMENT] - Brown, wet - No odor, no staining
0.5					Well-graded sand with gravel (SW), medium to coarse, 15-25% fine gravel. [SEDIMENT] - Reddish brown, wet - No odor, no staining
					Boring terminated at 0.5 feet
1.0					
1.5					
2.0					
2.5					
3.0					

Remarks:

AECOM

Core Number: 24A-0022

TOTAL DEPTH: 0.50 ft

CLIENT USEPA R1
PROJECT NAME Lower Neponset River
PROJECT NUMBER MAN000102204
SITE NAME Lower Neponset River
DATE STARTED 25-Oct-2024
EASTING 765730.7
DRILLING CONTRACTOR OSI
NORTHING 2922192.1
DRILLING EQUIPMENT Petite Ponar/Posthole Digger
HOLE DIAMETER 6 in
DRILLING METHOD Grab
WATER DEPTH
LOGGED BY C Steve Howe
CHECKED BY Lilly Taylor

Depth	Recovery (%)	PID	Sample ID	Graphic	Material Description
	100	0	24A-0022-AS		Silty sand with gravel (SM), fine to coarse, rounded, 35-45% fine to coarse gravel, 10-20% silt. [SEDIMENT] - Brown, wet - No odor, no staining
0.5					Boring terminated at 0.5 feet
1.0					
1.5					
2.0					
2.5					
3.0					

Remarks:

AECOM

Core Number: 24A-0031

TOTAL DEPTH: 0.50 ft

CLIENT USEPA R1
PROJECT NAME Lower Neponset River
PROJECT NUMBER MAN000102204
SITE NAME Lower Neponset River
DATE STARTED 24-Oct-2024
EASTING 767110.1
DRILLING CONTRACTOR OSI
NORTHING 2923304.1
DRILLING EQUIPMENT Petite Ponar/Posthole Digger
HOLE DIAMETER 6 in
DRILLING METHOD Grab
WATER DEPTH
LOGGED BY C Steve Howe
CHECKED BY Lilly Taylor

Depth	Recovery (%)	PID	Sample ID	Graphic	Material Description
	100	0	24A-0031-AS 24A-0031-AD		Well-graded gravel with sand (GW), fine to coarse, subrounded, 35-45% fine to coarse sand. [SEDIMENT] - Brown, wet - No odor, no staining
0.5					Boring terminated at 0.5 feet
1.0					
1.5					
2.0					
2.5					
3.0					

Remarks:

AECOM

Core Number: 24A-0036

TOTAL DEPTH: 0.50 ft

CLIENT USEPA R1
PROJECT NUMBER MAN000102204
DATE STARTED 24-Oct-2024
DRILLING CONTRACTOR OSI
DRILLING EQUIPMENT Petite Ponar/Posthole Digger
DRILLING METHOD Grab
LOGGED BY C Steve Howe

PROJECT NAME Lower Neponset River
SITE NAME Lower Neponset River
EASTING 768331.9
NORTHING 2923338.2
HOLE DIAMETER 6 in
WATER DEPTH
CHECKED BY Lilly Taylor

Depth	Recovery (%)	PID	Sample ID	Graphic	Material Description
0.5	100	0	24A-0036-AS 24A-0036-AD		Well-graded sand (SW), fine to medium. [SEDIMENT] - Brown, wet - No odor, no staining
					Silt (ML). Some sheen observed while collecting sample. [SEDIMENT] - Brown, wet - No odor, no staining
					Boring terminated at 0.5 feet

1.0
1.5
2.0
2.5
3.0

Remarks:

AECOM

Core Number: 24A-0039

TOTAL DEPTH: 0.50 ft

CLIENT USEPA R1
PROJECT NAME Lower Neponset River
PROJECT NUMBER MAN000102204
SITE NAME Lower Neponset River
DATE STARTED 24-Oct-2024
EASTING 769117.4
DRILLING CONTRACTOR OSI
NORTHING 2923146.2
DRILLING EQUIPMENT Petite Ponar/Posthole Digger
HOLE DIAMETER 6 in
DRILLING METHOD Grab
WATER DEPTH
LOGGED BY C Steve Howe
CHECKED BY Lilly Taylor

Depth	Recovery (%)	PID	Sample ID	Graphic	Material Description
	100	0	24A-0039-AS 24A-0039-AD		Elastic silt (MH), 5-15% clay. [SEDIMENT] - Gray to brown, wet - Hydrocarbon odor, no staining
0.5					Boring terminated at 0.5 feet
1.0					
1.5					
2.0					
2.5					
3.0					

Remarks:

AECOM

Core Number: 24A-0041

TOTAL DEPTH: 3.00 ft

CLIENT USEPA R1
PROJECT NAME Lower Neponset River
PROJECT NUMBER MAN000102204
SITE NAME Lower Neponset River
DATE STARTED 01-Oct-2024
EASTING 769220.9
DRILLING CONTRACTOR AECOM
NORTHING 2923198.8
DRILLING EQUIPMENT Hand Auger
HOLE DIAMETER 2 in
DRILLING METHOD Hand Auger
WATER DEPTH 2.30 ft
LOGGED BY Josie Lynch
CHECKED BY Lilly Taylor

Depth	Recovery (%)	PID	Sample ID	Graphic	Material Description
0.5	100	0	24A-0041-AS 24A-0041-AD		Silt with sand (ML), 15-25% fine sand. Thick roots throughout, plastic pieces present. [SEDIMENT] - Brown, dry - No odor, no staining
1.0	100	0	24A-0041-BS		Silty sand (SM), fine, 25-35% silt, 5-15% clay. Roots throughout. [SEDIMENT] - Light brown, moist - No odor, no staining
1.5					Sandy fat clay (CH), 25-35% fine sand. Mottling and roots throughout. [SEDIMENT] - Light brown, moist - No odor, no staining
2.0	100	0	24A-0041-CS		Fat clay (CH). Trash present. [SEDIMENT] - Gray to brown, moist - No odor, no staining
2.5					Clayey sand (SC), fine, 10-20% clay. [SEDIMENT] - Gray, wet - No odor, no staining
3.0					Clayey sand with gravel (SC), fine to coarse, subangular, 10-20% clay, 20-30% cobbles and coarse gravel. [SEDIMENT] - Brown, wet - No odor, no staining
3.5					Boring terminated at 3 feet
4.0					
4.5					
5.0					
5.5					
6.0					

Remarks:

AECOM

Core Number: 24A-0044

TOTAL DEPTH: 3.60 ft

CLIENT USEPA R1
PROJECT NAME Lower Neponset River
PROJECT NUMBER MAN000102204
SITE NAME Lower Neponset River
DATE STARTED 18-Sep-2024
EASTING 769225.3
DRILLING CONTRACTOR AECOM
NORTHING 2923287.8
DRILLING EQUIPMENT Hand Auger
HOLE DIAMETER 3 in
DRILLING METHOD Hand Auger
WATER DEPTH 3.10 ft
LOGGED BY C Steve Howe
CHECKED BY Lilly Taylor

Depth	Recovery (%)	PID	Sample ID	Graphic	Material Description
0.5	100	0	24A-0044-AS		Elastic silt (MH), <10% fine sand. Roots throughout. [SEDIMENT] - Brown, dry - No odor, no staining
1.0	67	0	24A-0044-BS 24A-0044-BD		Not Recorded
1.5					Well-graded sand with silt (SW-SM), fine to medium, 5-15% silt. Trash throughout (plastic pieces). [SEDIMENT] - Light brown, dry - No odor, no staining
2.0					
2.5	89	6.3	24A-0044-CS		Elastic silt (MH). Light brown grading to dark brown. [SEDIMENT] - Brown, moist - Miscellaneous strong odor, no staining
3.0					
3.5					Well-graded gravel with sand (GW), fine to coarse, rounded, 10-20% fine to medium sand. Gravel was in tip of auger and heard while penetrating but washed out during further attempts at more penetration. [SEDIMENT] - Gray to brown, wet - No odor, no staining
4.0					
4.5					Boring terminated at 3.6 feet
5.0					
5.5					
6.0					

Remarks:

AECOM

Core Number: 24A-0045

TOTAL DEPTH: 0.50 ft

CLIENT USEPA R1
PROJECT NAME Lower Neponset River
PROJECT NUMBER MAN000102204
SITE NAME Lower Neponset River
DATE STARTED 24-Oct-2024
EASTING 769343.3
DRILLING CONTRACTOR OSI
NORTHING 2923216.4
DRILLING EQUIPMENT Petite Ponar/Posthole Digger
HOLE DIAMETER 6 in
DRILLING METHOD Grab
WATER DEPTH
LOGGED BY C Steve Howe
CHECKED BY Lilly Taylor

Depth	Recovery (%)	PID	Sample ID	Graphic	Material Description
	100	0	24A-0045-AS		Organic matter, 25-35% fine to coarse sand, 15-25% silt, 5-15% fine to coarse gravel. Sheen observed in sample and in water while collecting sample. [SEDIMENT] - Brown to black, wet - Hydrocarbon odor, no staining
0.5					Boring terminated at 0.5 feet
1.0					
1.5					
2.0					
2.5					
3.0					

Remarks:

AECOM

Core Number: 24A-0052

TOTAL DEPTH: 3.50 ft

CLIENT USEPA R1
PROJECT NAME Lower Neponset River
PROJECT NUMBER MAN000102204
SITE NAME Lower Neponset River
DATE STARTED 17-Sep-2024
EASTING 769466.9
DRILLING CONTRACTOR AECOM
NORTHING 2923366.8
DRILLING EQUIPMENT Hand Auger
HOLE DIAMETER 3 in
DRILLING METHOD Hand Auger
WATER DEPTH 3.40 ft
LOGGED BY C Steve Howe
CHECKED BY Lilly Taylor

Depth	Recovery (%)	PID	Sample ID	Graphic	Material Description
0.5	100	0	24A-0052-AS 24A-0052-AD		Elastic silt with sand (MH), 15-25% fine sand. Roots throughout. [SEDIMENT] - Brown, moist - No odor, no staining
1.0					Silty sand (SM), fine, 15-25% silt. [SEDIMENT] - Light brown, moist - No odor, no staining
1.5	100	0	24A-0052-BS		Elastic silt (MH). [SEDIMENT] - Dark brown, moist - No odor, no staining
2.0					
2.5	100	0	24A-0052-CS		Elastic silt with gravel (MH), 10-20% coarse gravel, 5-15% fine to medium sand, angular gravel. [SEDIMENT] - Brown to black, wet - Miscellaneous odor, no staining
3.0					
3.5					Elastic silt with gravel (MH), 10-20% fine to coarse gravel, 5-15% fine sand. Refusal on cobbles. Max pen at 3.5 ft. [SEDIMENT] - Gray to brown, wet - No odor
4.0					Boring terminated at 3.5 feet
4.5					
5.0					
5.5					
6.0					

Remarks:

AECOM

Core Number: 24A-0057

TOTAL DEPTH: 2.90 ft

CLIENT USEPA R1
PROJECT NAME Lower Neponset River
PROJECT NUMBER MAN000102204
SITE NAME Lower Neponset River
DATE STARTED 25-Sep-2024
EASTING 769599.9
DRILLING CONTRACTOR AECOM
NORTHING 2923356.3
DRILLING EQUIPMENT Hand Auger
HOLE DIAMETER 2 in
DRILLING METHOD Hand Auger
WATER DEPTH 1.20 ft
LOGGED BY Josie Lynch
CHECKED BY Lilly Taylor

Depth	Recovery (%)	PID	Sample ID	Graphic	Material Description
0.5	100	0	24A-0057-AS 24A-0057-AD		Elastic silt (MH), <10% fine sand. Roots throughout. [SEDIMENT] - Light brown, moist - No odor, no staining
1.0	100	0	24A-0057-BS		Elastic silt with sand (MH), 15-25% fine sand, 15-25% cobbles. Roots present. [SEDIMENT] - Brown to black, moist - No odor, no staining
1.5					
2.0	100	0	24A-0057-CS		Sandy elastic silt (MH), 35-45% fine to coarse sand, 5-15% fine to coarse gravel. [SEDIMENT] - Brown to black, moist - No odor, no staining
2.5					Poorly graded sand with silt and gravel (SW-SM), fine to coarse, subangular, 20-30% cobbles, 20-30% fine to coarse gravel, 5-15% silt. [SEDIMENT] - Light brown, wet - No odor, no staining
3.0					Boring terminated at 2.9 feet

Remarks:

AECOM

Core Number: 24A-0067

TOTAL DEPTH: 2.40 ft

CLIENT USEPA R1
PROJECT NAME Lower Neponset River
PROJECT NUMBER MAN000102204
SITE NAME Lower Neponset River
DATE STARTED 02-Oct-2024
EASTING 769785.1
DRILLING CONTRACTOR AECOM
NORTHING 2923568.5
DRILLING EQUIPMENT Hand Auger
HOLE DIAMETER 2 in
DRILLING METHOD Hand Auger
WATER DEPTH
LOGGED BY Josie Lynch
CHECKED BY Lilly Taylor

Depth	Recovery (%)	PID	Sample ID	Graphic	Material Description
0.5	100	0	24A-0067-AS		Elastic silt with sand (MH), 10-20% fine sand. Thick roots throughout. [SEDIMENT] - Brown, dry - No odor, no staining
1.0					
1.5	100	0	24A-0067-BS 24A-0067-BD		Fat clay with sand (CH), 15-25% silt and fine to medium sand. Roots present, increasing coarseness with depth. [SEDIMENT] - Gray to brown, moist - No odor, no staining
2.0					
2.5	100	0	24A-0067-CS		Silty gravel with sand (GM), coarse, 10-20% fine to medium sand and silt. [SEDIMENT] - Light brown, moist - No odor, no staining
					Boring terminated at 2.4 feet
3.0					

Remarks:

AECOM

Core Number: 24A-0076

TOTAL DEPTH: 3.30 ft

CLIENT USEPA R1
PROJECT NUMBER MAN000102204
DATE STARTED 23-Sep-2024
DRILLING CONTRACTOR AECOM
DRILLING EQUIPMENT Hand Auger
DRILLING METHOD Hand Auger
LOGGED BY C Steve Howe

PROJECT NAME Lower Neponset River
SITE NAME Lower Neponset River
EASTING 770019.0
NORTHING 2923569.7
HOLE DIAMETER 3 in
WATER DEPTH 1.00 ft
CHECKED BY Lilly Taylor

Depth	Recovery (%)	PID	Sample ID	Graphic	Material Description
0.5	100	0	24A-0076-AS 24A-0076-AD		Silt (ML). Significant roots and vegetative debris. [SEDIMENT] - Brown to black, moist - No odor, no staining
1.0 1.5 2.0	100	0	24A-0076-BS		Elastic silt (MH). [SEDIMENT] - Brown, moist - No odor, no staining
2.5 3.0	100	0	24A-0076-CS		Well-graded gravel with sand (GW), fine to coarse, rounded, 30-40% fine to coarse sand. [SEDIMENT] - Gray to brown, wet - No odor, no staining
3.5 4.0 4.5 5.0 5.5 6.0					Boring terminated at 3.3 feet

Remarks:

AECOM

Core Number: 24A-0081

TOTAL DEPTH: 4.20 ft

CLIENT USEPA R1
PROJECT NAME Lower Neponset River
PROJECT NUMBER MAN000102204
SITE NAME Lower Neponset River
DATE STARTED 03-Oct-2024
EASTING 770121.2
DRILLING CONTRACTOR AECOM
NORTHING 2923570.2
DRILLING EQUIPMENT Hand Auger
HOLE DIAMETER 2 in
DRILLING METHOD Hand Auger
WATER DEPTH -0.20 ft
LOGGED BY Walter McKenna
CHECKED BY Lilly Taylor

Depth	Recovery (%)	PID	Sample ID	Graphic	Material Description
0.5	100	0	24A-0081-AS 24A-0081-AD		Sandy silt (ML), 30-40% fine to medium sand. Organic material present throughout. [SEDIMENT] - Brown to black, wet - Peaty odor, no staining
1.0					
1.5	100	0	24A-0081-BS		Silt (ML). [SEDIMENT] - Brown to black, wet - Peaty odor, no staining
2.0					
2.5					Silt with sand (ML), 10-20% fine to medium sand. Large wood chips present throughout. [SEDIMENT] - Brown to black, moist - No odor, no staining
3.0					
3.5	100	0	24A-0081-CS		Well-graded sand (SW), fine to coarse, <10% fine to coarse gravel. Thin silt and organic horizons present. [SEDIMENT] - Gray to brown, moist - No odor, no staining
4.0					
4.5					Boring terminated at 4.2 feet
5.0					
5.5					
6.0					

Remarks:

AECOM

Core Number: 24A-0095

TOTAL DEPTH: 0.50 ft

CLIENT USEPA R1
PROJECT NAME Lower Neponset River
PROJECT NUMBER MAN000102204
SITE NAME Lower Neponset River
DATE STARTED 23-Oct-2024
EASTING 770401.9
DRILLING CONTRACTOR OSI
NORTHING 2923680.1
DRILLING EQUIPMENT Petite Ponar/Posthole Digger
HOLE DIAMETER 6 in
DRILLING METHOD Grab
WATER DEPTH
LOGGED BY C Steve Howe
CHECKED BY Lilly Taylor

Depth	Recovery (%)	PID	Sample ID	Graphic	Material Description
	100	0	24A-0095-AS 24A-0095-AD		Elastic silt with sand (MH), 10-20% fine sand, 5-15% clay. Thin sand layer from unknown depth, trace gravel. [SEDIMENT] - Brown, wet - No odor, no staining
0.5					Boring terminated at 0.5 feet
1.0					
1.5					
2.0					
2.5					
3.0					

Remarks:

AECOM

Core Number: 24A-0098

TOTAL DEPTH: 2.40 ft

CLIENT USEPA R1
PROJECT NAME Lower Neponset River
PROJECT NUMBER MAN000102204
SITE NAME Lower Neponset River
DATE STARTED 30-Sep-2024
EASTING 770502.6
DRILLING CONTRACTOR AECOM
NORTHING 2923683.3
DRILLING EQUIPMENT Hand Auger
HOLE DIAMETER 2 in
DRILLING METHOD Hand Auger
WATER DEPTH
LOGGED BY Josie Lynch
CHECKED BY Lilly Taylor

Depth	Recovery (%)	PID	Sample ID	Graphic	Material Description
0.5	100	0	24A-0098-AS 24A-0098-AD		Elastic silt with sand (MH), 10-20% fine sand. Roots throughout. [SEDIMENT] - Light brown, moist - No odor, no staining
1.0	100	0	24A-0098-BS		Fat clay (CH), 15-25% silt. Roots throughout. [SEDIMENT] - Brown, moist - No odor, no staining
1.5					Sandy fat clay (CH), 25-35% fine sand. [SEDIMENT] - Gray to brown, moist - No odor, no staining
2.0	100	0	24A-0098-CS		Elastic silt with sand (MH), 15-25% fine to coarse sand, <10% fine to coarse gravel. [SEDIMENT] - Brown, moist - No odor, no staining Silty sand with gravel (SM), fine to coarse, rounded, 10-20% silt, 35-45% fine to coarse gravel. [SEDIMENT] - Gray to brown, moist - No odor, no staining
2.5					Boring terminated at 2.4 feet
3.0					

Remarks:

AECOM

Core Number: 24A-0122

TOTAL DEPTH: 0.50 ft

CLIENT USEPA R1
PROJECT NUMBER MAN000102204
DATE STARTED 22-Oct-2024
DRILLING CONTRACTOR OSI
DRILLING EQUIPMENT Petite Ponar/Posthole Digger
DRILLING METHOD Grab
LOGGED BY C Steve Howe

PROJECT NAME Lower Neponset River
SITE NAME Lower Neponset River
EASTING 771692.4
NORTHING 2923831.6
HOLE DIAMETER 6 in
WATER DEPTH
CHECKED BY Lilly Taylor

Depth	Recovery (%)	PID	Sample ID	Graphic	Material Description
0.5	100		24A-0122-AS		Organic matter, 30-40% silt, 20-30% fine to coarse sand and fine gravel. Thin layer of reddish brown sand from indeterminate depth. Difficult to closely delineate minor lithologic changes due to sampling method. [SEDIMENT] - Brown to black, wet - No odor, no staining
					Boring terminated at 0.5 feet
1.0					
1.5					
2.0					
2.5					
3.0					

Remarks:

AECOM

Core Number: 24A-0123

TOTAL DEPTH: 0.50 ft

CLIENT USEPA R1
PROJECT NAME Lower Neponset River
PROJECT NUMBER MAN000102204
SITE NAME Lower Neponset River
DATE STARTED 22-Oct-2024
EASTING 771745.6
DRILLING CONTRACTOR OSI
NORTHING 2923796.8
DRILLING EQUIPMENT Petite Ponar/Posthole Digger
HOLE DIAMETER 6 in
DRILLING METHOD Grab
WATER DEPTH
LOGGED BY C Steve Howe
CHECKED BY Lilly Taylor

Depth	Recovery (%)	PID	Sample ID	Graphic	Material Description
0.5	100		24A-0123-AS		Organic matter, 30-40% fine to medium sand, 20-30% silt. Some gravel on bottom. [SEDIMENT] - Brown to black, wet - No odor, no staining
1.0					Boring terminated at 0.5 feet
1.5					
2.0					
2.5					
3.0					

Remarks:

AECOM

Core Number: 24A-0124

TOTAL DEPTH: 0.50 ft

CLIENT USEPA R1
PROJECT NUMBER MAN000102204
DATE STARTED 22-Oct-2024
DRILLING CONTRACTOR OSI
DRILLING EQUIPMENT Petite Ponar/Posthole Digger
DRILLING METHOD Grab
LOGGED BY C Steve Howe

PROJECT NAME Lower Neponset River
SITE NAME Lower Neponset River
EASTING 771780.5
NORTHING 2923830.3
HOLE DIAMETER 6 in
WATER DEPTH
CHECKED BY Lilly Taylor

Depth	Recovery (%)	PID	Sample ID	Graphic	Material Description
	100		24A-0124-AS		Organic matter, 20-30% silt, fine to medium sand and gravel. [SEDIMENT] - Brown to black, wet - No odor, no staining
0.5					Boring terminated at 0.5 feet
1.0					
1.5					
2.0					
2.5					
3.0					

Remarks:

AECOM

Core Number: 24A-0129

TOTAL DEPTH: 0.50 ft

CLIENT USEPA R1
PROJECT NAME Lower Neponset River
PROJECT NUMBER MAN000102204
SITE NAME Lower Neponset River
DATE STARTED 21-Oct-2024
EASTING 771926.7
DRILLING CONTRACTOR OSI
NORTHING 2923945.9
DRILLING EQUIPMENT Petite Ponar/Posthole Digger
HOLE DIAMETER 6 in
DRILLING METHOD Grab
WATER DEPTH
LOGGED BY C Steve Howe
CHECKED BY Lilly Taylor

Depth	Recovery (%)	PID	Sample ID	Graphic	Material Description
	100	0	24A-0129-AS		Silty sand (SM), fine to medium, subrounded, 20-30% silt. Some organic debris along with thin layer of silt and vegetation on surface (indeterminate thickness). [SEDIMENT] - Brown to black, wet - No odor, no staining
0.5					Boring terminated at 0.5 feet
1.0					
1.5					
2.0					
2.5					
3.0					

Remarks:

AECOM

Core Number: 24A-0131

TOTAL DEPTH: 0.50 ft

CLIENT USEPA R1
PROJECT NAME Lower Neponset River
PROJECT NUMBER MAN000102204
SITE NAME Lower Neponset River
DATE STARTED 21-Oct-2024
EASTING 772002.7
DRILLING CONTRACTOR OSI
NORTHING 2923968.4
DRILLING EQUIPMENT Petite Ponar/Posthole Digger
HOLE DIAMETER 6 in
DRILLING METHOD Grab
WATER DEPTH
LOGGED BY C Steve Howe
CHECKED BY Lilly Taylor

Depth	Recovery (%)	PID	Sample ID	Graphic	Material Description
		0	24A-0131-AS		Organic matter, 20-30% sand, 15-25% silt. [SEDIMENT] - Brown, wet - No odor, no staining
0.5					Boring terminated at 0.5 feet
1.0					
1.5					
2.0					
2.5					
3.0					

Remarks:

AECOM

Core Number: 24A-0137

TOTAL DEPTH: 0.30 ft

CLIENT USEPA R1
PROJECT NAME Lower Neponset River
PROJECT NUMBER MAN000102204
SITE NAME Lower Neponset River
DATE STARTED 17-Oct-2024
EASTING 772233.3
DRILLING CONTRACTOR OSI
NORTHING 2923972.4
DRILLING EQUIPMENT Petite Ponar/Posthole Digger
HOLE DIAMETER 6 in
DRILLING METHOD Grab
WATER DEPTH
LOGGED BY C Steve Howe
CHECKED BY Lilly Taylor

Depth	Recovery (%)	PID	Sample ID	Graphic	Material Description
	100	0	24A-0137-AS		Silt with sand (ML), 10-20% fine sand. Two separate composite grab samples. One was shallower and was 70% organic material (mostly green vegetation with some decaying leaves and woody debris). The second grab sample was deeper and siltier, approximately 35% organic material (decaying leaves). [SEDIMENT] - Brown to black, wet - No odor, no staining
0.5					Boring terminated at 0.3 feet
1.0					
1.5					
2.0					
2.5					
3.0					

Remarks:

AECOM

Core Number: 24A-0138

TOTAL DEPTH: 0.30 ft

CLIENT USEPA R1
PROJECT NAME Lower Neponset River
PROJECT NUMBER MAN000102204
SITE NAME Lower Neponset River
DATE STARTED 17-Oct-2024
EASTING 772257.1
DRILLING CONTRACTOR OSI
NORTHING 2923994.3
DRILLING EQUIPMENT Petite Ponar/Posthole Digger
HOLE DIAMETER 6 in
DRILLING METHOD Grab
WATER DEPTH
LOGGED BY C Steve Howe
CHECKED BY Lilly Taylor

Depth	Recovery (%)	PID	Sample ID	Graphic	Material Description
	100	0	24A-0138-AS		Silty sand with gravel (SM), fine to coarse, subangular, 25-35% fine to coarse gravel, 15-25% silt, approximately 10% organic material (decaying leaves, woody debris, sticks, clams). [SEDIMENT] - Brown to black, wet - No odor, no staining Boring terminated at 0.3 feet
0.5					
1.0					
1.5					
2.0					
2.5					
3.0					

Remarks:

AECOM

Core Number: 24A-0140

TOTAL DEPTH: 0.30 ft

CLIENT USEPA R1
PROJECT NUMBER MAN000102204
DATE STARTED 17-Oct-2024
DRILLING CONTRACTOR OSI
DRILLING EQUIPMENT Petite Ponar/Posthole Digger
DRILLING METHOD Grab
LOGGED BY C Steve Howe

PROJECT NAME Lower Neponset River
SITE NAME Lower Neponset River
EASTING 772325.7
NORTHING 2923960.6
HOLE DIAMETER 6 in
WATER DEPTH
CHECKED BY Lilly Taylor

Depth	Recovery (%)	PID	Sample ID	Graphic	Material Description
	100	0	24A-0140-AS		Well-graded sand with gravel (SW), fine to coarse, subangular, 20-30% fine to coarse gravel, <10% silt. Description is for offset #2. Offset #1 primarily was black and primarily contained organic matter and some silt. [SEDIMENT] - Brown to black, wet - No odor, no staining
0.5					Boring terminated at 0.3 feet
1.0					
1.5					
2.0					
2.5					
3.0					

Remarks:

AECOM

Core Number: 24A-0142

TOTAL DEPTH: 0.70 ft

CLIENT USEPA R1
PROJECT NAME Lower Neponset River
PROJECT NUMBER MAN000102204
SITE NAME Lower Neponset River
DATE STARTED 16-Oct-2024
EASTING 772442.1
DRILLING CONTRACTOR OSI
NORTHING 2923923.9
DRILLING EQUIPMENT Vibracore/Petite Ponar/Posthole Digger
HOLE DIAMETER 2 in
DRILLING METHOD Vibracore/Grab
WATER DEPTH
LOGGED BY C Steve Howe
CHECKED BY Lilly Taylor

Depth	Recovery (%)	PID	Sample ID	Graphic	Material Description
0.5	100	0	24A-0142-AS		Silt (ML), approximately 30% organic material (leaves, root fibers, woody debris). [SEDIMENT] - Black, wet - No odor, no staining
			24A-0142-BS		Silty sand with gravel (SM), fine to coarse, angular, 15-25% fine to coarse gravel, 10-20% silt. A couple clams and some woody debris. [SEDIMENT] - Brown to black, wet - No odor, no staining
					Boring terminated at 0.7 feet
1.0					
1.5					
2.0					
2.5					
3.0					

Remarks:

AECOM

Core Number: 24A-0145

TOTAL DEPTH: 0.65 ft

CLIENT USEPA R1
PROJECT NAME Lower Neponset River
PROJECT NUMBER MAN000102204
SITE NAME Lower Neponset River
DATE STARTED 16-Oct-2024
EASTING 772498.9
DRILLING CONTRACTOR OSI
NORTHING 2923923.9
DRILLING EQUIPMENT Vibracore/Petite Ponar/Posthole Digger
HOLE DIAMETER 2 in
DRILLING METHOD Vibracore/Grab
WATER DEPTH
LOGGED BY C Steve Howe
CHECKED BY Lilly Taylor

Depth	Recovery (%)	PID	Sample ID	Graphic	Material Description
0.0	100	1.9	24A-0145-AS		Well-graded sand with silt and gravel (SW-SM), fine to coarse, angular, 25-35% fine to coarse gravel, 5-15% silt. Slight hydrocarbon-like odor. [SEDIMENT] - Brown, wet - Hydrocarbon odor, no staining
0.5			24A-0145-BS		Silt (ML), approximately 40% organic material (leaves). Slight hydrocarbon-like odor. [SEDIMENT] - Black, wet - Hydrocarbon odor, no staining
1.0					Well-graded sand with silt and gravel (SW-SM), fine to coarse, angular, 10-20% fine to coarse gravel, 5-15% silt. Slight hydrocarbon-like odor. [SEDIMENT] - Brown to black, wet - Hydrocarbon odor, no staining
1.5					Boring terminated at 0.65 feet
2.0					
2.5					
3.0					

Remarks:

AECOM

Core Number: 24A-0149

TOTAL DEPTH: 0.75 ft

CLIENT USEPA R1
PROJECT NAME Lower Neponset River
PROJECT NUMBER MAN000102204
SITE NAME Lower Neponset River
DATE STARTED 16-Oct-2024
EASTING 772557.1
DRILLING CONTRACTOR OSI
NORTHING 2923938.2
DRILLING EQUIPMENT Vibracore/Petite Ponar/Posthole Digger
HOLE DIAMETER 2 in
DRILLING METHOD Vibracore/Grab
WATER DEPTH
LOGGED BY C Steve Howe
CHECKED BY Lilly Taylor

Depth	Recovery (%)	PID	Sample ID	Graphic	Material Description
0	100	0.7	24A-0149-AS		Silt (ML), approximately 35% organic material (leaves, sticks, woody debris). [SEDIMENT] - Black, wet - No odor, no staining
0.5			24A-0149-BS		Well-graded sand with silt and gravel (SW-SM), fine to coarse, angular, 10-20% fine gravel, 5-15% silt. [SEDIMENT] - Brown to black, wet - No odor, no staining
1.0					Boring terminated at 0.75 feet
1.5					
2.0					
2.5					
3.0					

Remarks:

AECOM

Core Number: 24A-0150

TOTAL DEPTH: 1.65 ft

CLIENT USEPA R1
PROJECT NAME Lower Neponset River
PROJECT NUMBER MAN000102204
SITE NAME Lower Neponset River
DATE STARTED 16-Oct-2024
EASTING 772529.5
DRILLING CONTRACTOR OSI
NORTHING 2923905.2
DRILLING EQUIPMENT Vibracore/Petite Ponar/Posthole Digger
HOLE DIAMETER 2 in
DRILLING METHOD Vibracore/Grab
WATER DEPTH
LOGGED BY C Steve Howe
CHECKED BY Lilly Taylor

Depth	Recovery (%)	PID	Sample ID	Graphic	Material Description
0.0	100	0.5	24A-0150-AS		Organic matter, 30-40% silt, organic material consists of leaves, sticks, woody debris. [SEDIMENT] - Black, wet - No odor, no staining
0.5		0	24A-0150-BS		Well-graded sand with silt (SW-SM), fine to medium, subrounded, 5-15% silt. [SEDIMENT] - Gray to brown, wet - No odor, no staining
1.0					Organic matter, 20-30% silt, organic material consists of leaves. [SEDIMENT] - Black, wet - No odor, no staining
1.5					Silty sand (SM), fine to medium, subangular, 20-30% silt. [SEDIMENT] - Gray, wet - No odor, no staining
					Organic matter, 30-40% silt, 10-20% fine to medium sand, organic material consists of leaves, sticks, and woody debris. [SEDIMENT] - Black, wet - No odor, no staining
2.0					Silty sand (SM), fine to coarse, subangular, 15-25% silt, 5-15% fine to coarse gravel, approximately 10% organic material (sticks, leaves). [SEDIMENT] - Brown to black, wet - No odor, no staining
2.5					Boring terminated at 1.65 feet
3.0					

Remarks:

AECOM

Core Number: 24A-0151

TOTAL DEPTH: 2.80 ft

CLIENT USEPA R1
PROJECT NAME Lower Neponset River
PROJECT NUMBER MAN000102204
SITE NAME Lower Neponset River
DATE STARTED 15-Oct-2024
EASTING 772581.8
DRILLING CONTRACTOR OSI
NORTHING 2923923.8
DRILLING EQUIPMENT Vibracore/Petite Ponar/Posthole Digger
HOLE DIAMETER 2 in
DRILLING METHOD Vibracore/Grab
WATER DEPTH
LOGGED BY C Steve Howe
CHECKED BY Lilly Taylor

Depth	Recovery (%)	PID	Sample ID	Graphic	Material Description
0.5	100	0	24A-0151-AS		Well-graded sand with silt (SW-SM), fine to medium, subangular, 5-15% silt, 5-15% coarse sand, approximately 20% organic materials (sticks, woody debris, leaves). [SEDIMENT] - Brown to black, wet - No odor, no staining
1.0			24A-0151-BS		Silt (ML), 5-15% fine to medium sand, approximately 40% organic material (leaves, sticks, woody debris, root fibers). [SEDIMENT] - Brown to black, wet - No odor, no staining
1.5					
2.0		0.2	24A-0151-CS		Silty sand (SM), fine to medium, subangular, 25-35% silt, <10% fine gravel, approximately 10% organic materials (sticks, woody debris). [SEDIMENT] - Brown to black, wet - Hydrocarbon odor, no staining
2.5					
3.0					Boring terminated at 2.8 feet

Remarks:

AECOM

Core Number: 24A-0153

TOTAL DEPTH: 0.85 ft

CLIENT USEPA R1
PROJECT NAME Lower Neponset River
PROJECT NUMBER MAN000102204
SITE NAME Lower Neponset River
DATE STARTED 16-Oct-2024
EASTING 772586.9
DRILLING CONTRACTOR OSI
NORTHING 2923903.2
DRILLING EQUIPMENT Vibracore/Petite Ponar/Posthole Digger
HOLE DIAMETER 2 in
DRILLING METHOD Vibracore/Grab
WATER DEPTH
LOGGED BY C Steve Howe
CHECKED BY Lilly Taylor

Depth	Recovery (%)	PID	Sample ID	Graphic	Material Description
0.5	100	2.6	24A-0153-AS		Silty sand (SM), fine to coarse, subangular, 15-25% silt. There is a pine cone from 0.35-0.65 ft. Several clams and snails from 0-0.2 ft. [SEDIMENT] - Brown to black, wet - No odor, no staining
			24A-0153-BS		Well-graded sand with gravel (SW), fine to coarse, subangular, 20-30% fine to coarse gravel. [SEDIMENT] - Brown to black, wet - No odor, no staining
1.0					Boring terminated at 0.85 feet
1.5					
2.0					
2.5					
3.0					

Remarks:

AECOM

Core Number: 24A-0155

TOTAL DEPTH: 1.20 ft

CLIENT USEPA R1
PROJECT NAME Lower Neponset River
PROJECT NUMBER MAN000102204
SITE NAME Lower Neponset River
DATE STARTED 15-Oct-2024
EASTING 772616.7
DRILLING CONTRACTOR OSI
NORTHING 2923948.1
DRILLING EQUIPMENT Vibracore/Petite Ponar/Posthole Digger
HOLE DIAMETER 2 in
DRILLING METHOD Vibracore/Grab
WATER DEPTH
LOGGED BY C Steve Howe
CHECKED BY Lilly Taylor

Depth	Recovery (%)	PID	Sample ID	Graphic	Material Description
0.5	100	0.1	24A-0155-AS		Silt (ML), approximately 40% organic material (leaves, woody debris, clam shells). [SEDIMENT] - Black, wet - No odor, no staining
					Well-graded sand with silt and gravel (SW-SM), fine to coarse, angular, 10-20% fine to coarse gravel, 5-15% silt. [SEDIMENT] - Black, wet - No odor, no staining
1.0			24A-0155-BS 24A-0155-BD		Silty sand (SM), fine to coarse, angular, 25-35% silt, approximately 25% organic material (leaves, woody debris). [SEDIMENT] - Black, wet - No odor, no staining
1.5					Boring terminated at 1.2 feet
2.0					
2.5					
3.0					

Remarks:

AECOM

Core Number: 24A-0156

TOTAL DEPTH: 1.50 ft

CLIENT USEPA R1
PROJECT NAME Lower Neponset River
PROJECT NUMBER MAN000102204
SITE NAME Lower Neponset River
DATE STARTED 15-Oct-2024
EASTING 772605.6
DRILLING CONTRACTOR OSI
NORTHING 2923911.0
DRILLING EQUIPMENT Vibracore/Petite Ponar/Posthole Digger
HOLE DIAMETER 2 in
DRILLING METHOD Vibracore/Grab
WATER DEPTH
LOGGED BY C Steve Howe
CHECKED BY Lilly Taylor

Depth	Recovery (%)	PID	Sample ID	Graphic	Material Description
0.0	100	4	24A-0156-AS		Silt (ML), approximately 50% organic materials (leaves, small plants, woody debris, root fibers). [SEDIMENT] - Brown to black, wet - Peaty odor
0.5		0.2			Well-graded sand with silt (SW-SM), fine to medium, subangular, 5-15% silt, approximately 15% organic material (leaves, sticks, woody debris). [SEDIMENT] - Gray, wet - No odor, no staining
1.0			24A-0156-BS		Silty sand (SM), fine to medium, subangular, 10-20% silt. Thin layer of leaves. Approximately 60% organic matter (leaves) in silty sand. [SEDIMENT] - Wet - No odor, no staining
1.5					Well-graded sand with silt (SW-SM), fine to coarse, angular, 5-15% silt. A few sticks and pieces of plastic found in this section. [SEDIMENT] - Gray, wet - No odor, no staining
2.0					Silt with sand (ML), 10-20% fine to medium sand, approximately 30% organic material (leaves, sticks, woody debris). [SEDIMENT] - Black, wet - No odor, no staining
2.5					Boring terminated at 1.5 feet
3.0					

Remarks:

AECOM

Core Number: 24A-0157

TOTAL DEPTH: 2.35 ft

CLIENT USEPA R1
PROJECT NAME Lower Neponset River
PROJECT NUMBER MAN000102204
SITE NAME Lower Neponset River
DATE STARTED 15-Oct-2024
EASTING 772631.2
DRILLING CONTRACTOR OSI
NORTHING 2923933.7
DRILLING EQUIPMENT Vibracore/Petite Ponar/Posthole Digger
HOLE DIAMETER 2 in
DRILLING METHOD Vibracore/Grab
WATER DEPTH
LOGGED BY C Steve Howe
CHECKED BY Lilly Taylor

Depth	Recovery (%)	PID	Sample ID	Graphic	Material Description
0.5	100	0	24A-0157-AS		Silty sand (SM), fine to coarse, angular, 20-30% silt, approximately 15% organic material (leaves, woody debris). [SEDIMENT] - Black, wet - No odor, no staining
1.0					Silt (ML), <10% fine gravel, approximately 40% organic matter (leaves, woody debris). [SEDIMENT] - Brown to black, wet - No odor, no staining
1.5			24A-0157-BS 24A-0157-BD		Well-graded sand with silt (SW-SM), fine to coarse, angular, 5-15% silt. Candy wrapper at 1.7 ft. [SEDIMENT] - Gray to brown, wet - No odor, no staining
2.0					Silt with sand (ML), 10-20% fine to coarse sand, <10% fine gravel, approximately 15% organic matter (leaves). [SEDIMENT] - Brown to black, wet - No odor, no staining
2.5					Silty sand (SM), fine to coarse, angular, 15-25% silt. [SEDIMENT] - Gray to brown, wet - No odor, no staining
3.0					Boring terminated at 2.35 feet

Remarks:

AECOM

Core Number: 24A-0158

TOTAL DEPTH: 1.75 ft

CLIENT USEPA R1
PROJECT NAME Lower Neponset River
PROJECT NUMBER MAN000102204
SITE NAME Lower Neponset River
DATE STARTED 15-Oct-2024
EASTING 772648.7
DRILLING CONTRACTOR OSI
NORTHING 2923906.2
DRILLING EQUIPMENT Vibracore/Petite Ponar/Posthole Digger
HOLE DIAMETER 2 in
DRILLING METHOD Vibracore/Grab
WATER DEPTH
LOGGED BY C Steve Howe
CHECKED BY Lilly Taylor

Depth	Recovery (%)	PID	Sample ID	Graphic	Material Description
0.0	100	0.4	24A-0158-AS		Silt with sand (ML), 10-20% fine to medium sand, approximately 30% organic material (leaves, woody debris). [SEDIMENT] - Black, wet - No odor, no staining
0.5		0	24A-0158-BS		Silty sand (SM), fine to medium, subangular, 15-25% silt, approximately 15% organic material (leaves, woody debris). [SEDIMENT] - Black, wet - No odor, no staining
1.0					Silt with sand (ML), 10-20% fine to medium sand, approximately 30% organic material (leaves, woody debris). [SEDIMENT] - Black, wet - No odor, no staining
1.5					Silty sand (SM), fine to medium, subangular, 10-20% silt, 5-15% fine gravel. Slight petroleum-like odor. [SEDIMENT] - Brown to black, wet - Hydrocarbon odor, no staining
					Silt (ML), approximately 60% organic material (leaves). [SEDIMENT] - Black, wet - No odor, no staining
2.0					Silty sand (SM), fine to medium, subangular, 10-20% silt. Slight petroleum-like odor. [SEDIMENT] - Brown to black, wet - Hydrocarbon odor, no staining
2.5					Silty sand (SM), fine to medium, subangular, 15-25% silt. Thin layers (less than .05 ft thick) of decomposing leaves throughout this section from 1.5-1.55 ft, 1.6-1.63 ft , and 1.7-1.75 ft. [SEDIMENT] - Brown to black, wet - No odor, no staining
3.0					Boring terminated at 1.75 feet

Remarks:

AECOM

Core Number: 24A-0171

TOTAL DEPTH: 2.95 ft

CLIENT USEPA R1
PROJECT NAME Lower Neponset River
PROJECT NUMBER MAN000102204
SITE NAME Lower Neponset River
DATE STARTED 18-Oct-2024
EASTING 772671.1
DRILLING CONTRACTOR OSI
NORTHING 2923927.3
DRILLING EQUIPMENT Vibracore/Petite Ponar/Posthole Digger
HOLE DIAMETER 3.5 in
DRILLING METHOD Vibracore/Grab
WATER DEPTH
LOGGED BY C Steve Howe
CHECKED BY Lilly Taylor

Depth	Recovery (%)	PID	Sample ID	Graphic	Material Description
			24A-0171-AS		Well-graded sand with silt (SW-SM), fine to coarse, subangular, 5-15% silt. [SEDIMENT] - Brown, wet - No odor
0.5					Silty sand (SM), fine to coarse, subangular, 15-25% silt, approximately 20% organic material (decaying leaves, woody debris). Slight hydrocarbon-like odor. [SEDIMENT] - Black, wet - Hydrocarbon odor, no staining
	100	0	24A-0171-BS		Sandy silt (ML), 25-35% fine sand, approximately 10% organic material (decaying leaves, sticks). Slight hydrocarbon-like odor. [SEDIMENT] - Black, wet - Hydrocarbon odor, no staining
1.0					
1.5					Silt (ML), 5-15% clay, approximately 10% organic material (sticks, decaying leaves). Slight hydrocarbon-like odor. [SEDIMENT] - Brown to black, wet - Hydrocarbon odor, no staining

Remarks:

AECOM

Core Number: 24A-0171

TOTAL DEPTH: 2.95 ft

CLIENT USEPA R1
PROJECT NAME Lower Neponset River
PROJECT NUMBER MAN000102204
SITE NAME Lower Neponset River
DATE STARTED 18-Oct-2024
EASTING 772671.1
DRILLING CONTRACTOR OSI
NORTHING 2923927.3
DRILLING EQUIPMENT Vibracore/Petite Ponar/Posthole Digger
HOLE DIAMETER 3.5 in
DRILLING METHOD Vibracore/Grab
WATER DEPTH
LOGGED BY C Steve Howe
CHECKED BY Lilly Taylor

Depth	Recovery (%)	PID	Sample ID	Graphic	Material Description
			24A-0171-BS		Silty sand (SM), fine to coarse, subangular, 10-20% silt. Slight hydrocarbon-like odor. [SEDIMENT] - Gray, wet - Hydrocarbon odor, no staining
2.0					Silt (ML), approximately 10% organic material (decaying leaves). Slight hydrocarbon-like odor. [SEDIMENT] - Black, wet - Hydrocarbon odor, no staining
	100	0	24A-0171-CS		Silty sand with gravel (SM), fine to coarse, subangular, 10-20% fine to coarse gravel, 10-20% silt. Moderate hydrocarbon-like odor. Grades from coarse material (coarse sand and gravel) at 2.3 ft to finer materials (fine sand and silt) at 2.9 ft. [SEDIMENT] - Brown to black, wet - Hydrocarbon odor, no staining
2.5					
					Silt (ML). Moderate hydrocarbon-like odor. [SEDIMENT] - Black, wet - Hydrocarbon odor, no staining
3.0					Boring terminated at 2.95 feet

Remarks:

Attachment 6 Sediment Photo Log

PHOTOGRAPHIC LOG

Facility Name:	Site Location:	Project No.
Lower Neponset River	Boston and Milton, MA	60703400

Photo No. 1 24A-0077-AS lithology	Date: 9/16/2024 12:15:00 PM	Location: 24A-0077	Direction:
Description: Core sample.			

Photo No. 2 24A-0077-BS lithology	Date: 9/16/2024 12:15:00 PM	Location: 24A-0077	Direction:
Description: Core sample.			

PHOTOGRAPHIC LOG

Facility Name:	Site Location:	Project No.
Lower Neponset River	Boston and Milton, MA	60703400

Photo No. 3 24A-0077-CS lithology	Date: 9/16/2024 12:15:00 PM	Location: 24A-0077	Direction:

Description:

Core sample.



Photo No. 4 24A-0077 boring	Date: 9/16/2024 12:15:00 PM	Location: 24A-0077	Direction:

Description:

Location 24A-0077
Borehole



PHOTOGRAPHIC LOG

Facility Name:	Site Location:	Project No.
Lower Neponset River	Boston and Milton, MA	60703400

Photo No. 5 24A-0052-BS lithology	Date: 9/17/2024 10:46:00 AM	Location: 24A-0052	Direction:
Description: Core sample.			

Photo No. 6 24A-0052-CS lithology	Date: 9/17/2024 10:46:00 AM	Location: 24A-0052	Direction:
Description: Core sample. Refusal on cobble.			

AECOM

PHOTOGRAPHIC LOG

Facility Name:	Site Location:	Project No.
Lower Neponset River	Boston and Milton, MA	60703400

Photo No. 7 24A-0052 boring	Date: 9/17/2024 10:46:00 AM	Location: 24A-0052	Direction:

Description:

Location 24A-0052
Borehole



Photo No. 8 24A-0052-AS/AD lithology	Date: 9/17/2024 10:46:00 AM	Location: 24A-0052	Direction:

Description:

Core sample.
Duplicate collected.



AECOM

PHOTOGRAPHIC LOG

Facility Name:	Site Location:	Project No.
Lower Neponset River	Boston and Milton, MA	60703400

Photo No. 9 24A-0054-AS lithology	Date: 9/17/2024 12:59:00 PM	Location: 24A-0054	Direction:

Description:

Core sample.

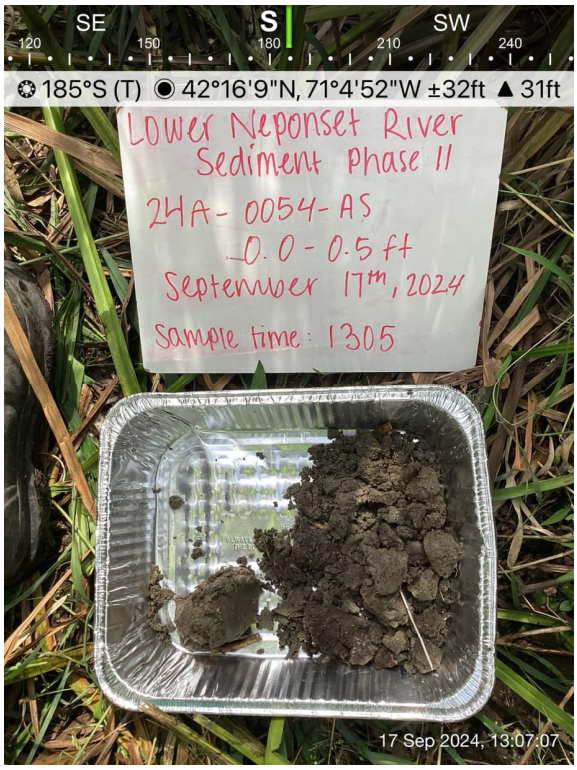

Photo No. 10 24A-0054-BS lithology	Date: 9/17/2024 12:59:00 PM	Location: 24A-0054	Direction:

Description:

Core sample.



PHOTOGRAPHIC LOG

Facility Name:	Site Location:	Project No.
Lower Neponset River	Boston and Milton, MA	60703400

Photo No. 11 24A-0054-CS lithology	Date: 9/17/2024 12:59:00 PM	Location: 24A-0054	Direction:
Description: Core sample.			

Photo No. 12 24A-0054 boring	Date: 9/17/2024 12:59:00 PM	Location: 24A-0054	Direction:
Description: Location 24A-0054 Borehole			

PHOTOGRAPHIC LOG

Facility Name:	Site Location:	Project No.
Lower Neponset River	Boston and Milton, MA	60703400

Photo No. 13 24A-0043-AS lithology	Date: 9/18/2024 7:55:00 AM	Location: 24A-0043	Direction:
Description: Core sample.			

Photo No. 14 24A-0043-BS lithology	Date: 9/18/2024 7:55:00 AM	Location: 24A-0043	Direction:
Description: Core sample.			

PHOTOGRAPHIC LOG

Facility Name:	Site Location:	Project No.
Lower Neponset River	Boston and Milton, MA	60703400

Photo No. 15 24A-0043-CS lithology	Date: 9/18/2024 7:55:00 AM	Location: 24A-0043	Direction:
Description: Core sample.			

Photo No. 16 24A-0043 boring	Date: 9/18/2024 7:55:00 AM	Location: 24A-0043	Direction:
Description: Location 24A-0043 Borehole			

PHOTOGRAPHIC LOG

Facility Name:	Site Location:	Project No.
Lower Neponset River	Boston and Milton, MA	60703400

Photo No. 17 24A-0044-AS lithology	Date: 9/18/2024 9:31:00 AM	Location: 24A-0044	Direction:

Description:

Core sample.



Photo No. 18 24A-0044-BS/BD lithology	Date: 9/18/2024 9:31:00 AM	Location: 24A-0044	Direction:

Description:

Core sample.
Duplicate collected.



AECOM

PHOTOGRAPHIC LOG

Facility Name:	Site Location:	Project No.
Lower Neponset River	Boston and Milton, MA	60703400

Photo No. 19 24A-0044 boring	Date: 9/18/2024 9:31:00 AM	Location: 24A-0044	Direction:

Description:

Location 24A-0044
Borehole



Photo No. 20 24A-0044-CS lithology	Date: 9/18/2024 9:31:00 AM	Location: 24A-0044	Direction:

Description:

Core sample.



PHOTOGRAPHIC LOG

Facility Name:	Site Location:	Project No.
Lower Neponset River	Boston and Milton, MA	60703400

Photo No. 21 24A-0046-CS lithology	Date: 9/18/2024 11:03:00 AM	Location: 24A-0046	Direction:
Description: Core sample.			

Photo No. 22 24A-0046-AS lithology	Date: 9/18/2024 11:03:00 AM	Location: 24A-0046	Direction:
Description: Core sample.			

PHOTOGRAPHIC LOG

Facility Name:	Site Location:	Project No.
Lower Neponset River	Boston and Milton, MA	60703400

Photo No. 23 24A-0046-BS lithology	Date: 9/18/2024 11:03:00 AM	Location: 24A-0046	Direction:
Description: Core sample.			

Photo No. 24 24A-0046 boring hole	Date: 9/18/2024 11:03:00 AM	Location: 24A-0046	Direction:
Description: Location 24A-0046 Borehole			

PHOTOGRAPHIC LOG

Facility Name:	Site Location:	Project No.
Lower Neponset River	Boston and Milton, MA	60703400

Photo No. 25 24A-0050-AS lithology	Date: 9/18/2024 1:25:00 PM	Location: 24A-0050	Direction:
Description: Core sample.			

Photo No. 26 24A-0050-BS lithology	Date: 9/18/2024 1:25:00 PM	Location: 24A-0050	Direction:
Description: Core sample. Strong miscellaneous odor detected.			

PHOTOGRAPHIC LOG

Facility Name:	Site Location:	Project No.
Lower Neponset River	Boston and Milton, MA	60703400

Photo No. 27 24A-0050 boring	Date: 9/18/2024 1:25:00 PM	Location: 24A-0050	Direction:

Description:

Location 24A-0050
Borehole



Photo No. 28 24A-0050-CS lithology	Date: 9/18/2024 1:25:00 PM	Location: 24A-0050	Direction:

Description:

Core sample.



PHOTOGRAPHIC LOG

Facility Name:	Site Location:	Project No.
Lower Neponset River	Boston and Milton, MA	60703400

Photo No. 29 24A-0083AS lithology	Date: 9/19/2024 8:36:00 AM	Location: 24A-0083	Direction:
Description: Core sample.			

Photo No. 30 24A-0083-BS lithology	Date: 9/19/2024 8:36:00 AM	Location: 24A-0083	Direction:
Description: Core sample.			

PHOTOGRAPHIC LOG

Facility Name:	Site Location:	Project No.
Lower Neponset River	Boston and Milton, MA	60703400

Photo No. 31 24A-0083-CS lithology	Date: 9/19/2024 8:36:00 AM	Location: 24A-0083	Direction:

Description:

Core sample.



Photo No. 32 24A-0083 boring	Date: 9/19/2024 8:36:00 AM	Location: 24A-0083	Direction:

Description:

Location 24A-0083
Borehole



AECOM

PHOTOGRAPHIC LOG

Facility Name:	Site Location:	Project No.
Lower Neponset River	Boston and Milton, MA	60703400

Photo No. 33 24A-0084-AS lithology	Date: 9/19/2024 10:22:00 AM	Location: 24A-0084	Direction:
Description: Core sample.	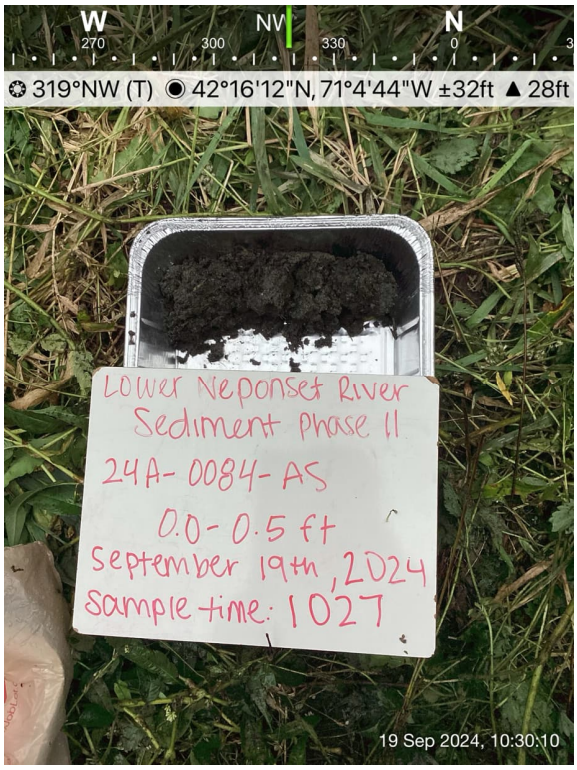		

Photo No. 34 24A-0084-BS lithology	Date: 9/19/2024 10:22:00 AM	Location: 24A-0084	Direction:
Description: Core sample.			

PHOTOGRAPHIC LOG

Facility Name:	Site Location:	Project No.
Lower Neponset River	Boston and Milton, MA	60703400

Photo No. 35 24A-0084-CS lithology	Date: 9/19/2024 10:22:00 AM	Location: 24A-0084	Direction:

Description:

Core sample.



Photo No. 36 24A-0084 boring hole	Date: 9/19/2024 10:22:00 AM	Location: 24A-0084	Direction:

Description:

Location 24A-0084
Borehole



AECOM

PHOTOGRAPHIC LOG

Facility Name:	Site Location:	Project No.
Lower Neponset River	Boston and Milton, MA	60703400

Photo No. 37 24A-0089-AS lithology	Date: 9/19/2024 12:20:00 PM	Location: 24A-0089	Direction:
Description: Core sample.	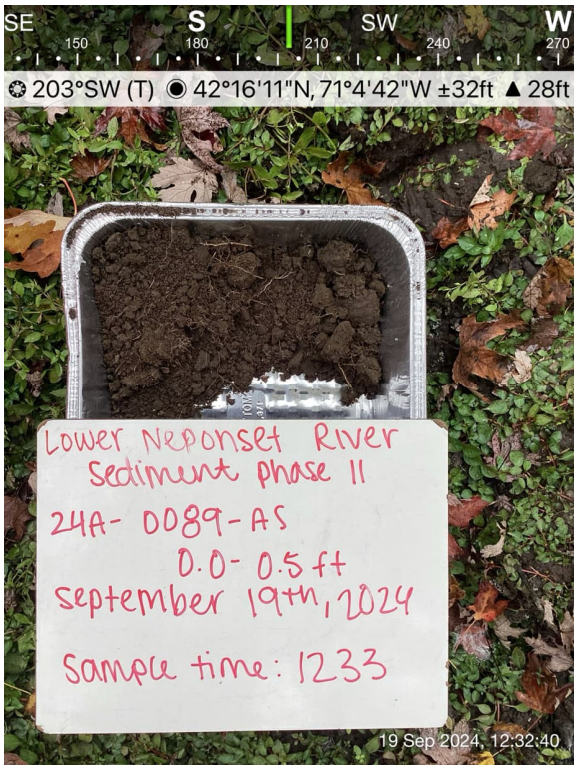		

Photo No. 38 24A-0089-BS lithology	Date: 9/19/2024 12:20:00 PM	Location: 24A-0089	Direction:
Description: Core sample.			

AECOM

PHOTOGRAPHIC LOG

Facility Name:	Site Location:	Project No.
Lower Neponset River	Boston and Milton, MA	60703400

Photo No. 39 24A-0089-CS lithology	Date: 9/19/2024 12:20:00 PM	Location: 24A-0089	Direction:

Description:

Core sample.



Photo No. 40 24A-0089 boring hole	Date: 9/19/2024 12:20:00 PM	Location: 24A-0089	Direction:

Description:

Location 24A-0089
Borehole



PHOTOGRAPHIC LOG

Facility Name:	Site Location:	Project No.
Lower Neponset River	Boston and Milton, MA	60703400

Photo No. 41 24A-0087-AS lithology	Date: 9/19/2024 2:09:00 PM	Location: 24A-0087	Direction:
Description: Core sample.			

Photo No. 42 24A-0087-BS lithology	Date: 9/19/2024 2:09:00 PM	Location: 24A-0087	Direction:
Description: Core sample.			

PHOTOGRAPHIC LOG

Facility Name:	Site Location:	Project No.
Lower Neponset River	Boston and Milton, MA	60703400

Photo No. 43 24A-0087-CS lithology	Date: 9/19/2024 2:09:00 PM	Location: 24A-0087	Direction:
Description: Core sample.			

Photo No. 44 24A-0087 boring hole	Date: 9/19/2024 2:09:00 PM	Location: 24A-0087	Direction:
Description: Location 24A-0087 Borehole			

PHOTOGRAPHIC LOG

Facility Name:	Site Location:	Project No.
Lower Neponset River	Boston and Milton, MA	60703400

Photo No. 45 24A-0096-AS lithology	Date: 9/20/2024 8:50:00 AM	Location: 24A-0096	Direction:
Description: Core sample.			

Photo No. 46 24A-0096-BS lithology	Date: 9/20/2024 8:50:00 AM	Location: 24A-0096	Direction:
Description: Core sample.			

PHOTOGRAPHIC LOG

Facility Name:	Site Location:	Project No.
Lower Neponset River	Boston and Milton, MA	60703400

Photo No. 47 24A-0096-CS	Date: 9/20/2024 8:50:00 AM	Location: 24A-0096	Direction:

Description:

Core sample.



Photo No. 48 24A-0096 boring	Date: 9/20/2024 8:50:00 AM	Location: 24A-0096	Direction:

Description:

Location 24A-0096
Borehole



AECOM

PHOTOGRAPHIC LOG

Facility Name:	Site Location:	Project No.
Lower Neponset River	Boston and Milton, MA	60703400

Photo No. 49 24A-0092-AS lithology	Date: 9/20/2024 10:27:00 AM	Location: 24A-0092	Direction:
Description: Core sample.			

Photo No. 50 24A-0092-BS lithology	Date: 9/20/2024 10:27:00 AM	Location: 24A-0092	Direction:
Description: Core sample.			

AECOM

PHOTOGRAPHIC LOG

Facility Name:	Site Location:	Project No.
Lower Neponset River	Boston and Milton, MA	60703400

Photo No. 51 24A-0092-CS lithology	Date: 9/20/2024 10:27:00 AM	Location: 24A-0092	Direction:

Description:

Core sample.



Photo No. 52 24A-0092 boring	Date: 9/20/2024 10:27:00 AM	Location: 24A-0092	Direction:

Description:

Location 24A-0092
Borehole



PHOTOGRAPHIC LOG

Facility Name:	Site Location:	Project No.
Lower Neponset River	Boston and Milton, MA	60703400

Photo No. 53 24A-0090 boring	Date: 9/20/2024 12:06:00 PM	Location: 24A-0090	Direction:

Description:

Location 24A-0090
Borehole



Photo No. 54 24A-0090-AS lithology	Date: 9/20/2024 12:06:00 PM	Location: 24A-0090	Direction:

Description:

Core sample.



PHOTOGRAPHIC LOG

Facility Name:	Site Location:	Project No.
Lower Neponset River	Boston and Milton, MA	60703400

Photo No. 55 24A-0090-BS lithology	Date: 9/20/2024 12:06:00 PM	Location: 24A-0090	Direction:

Description:

Core sample.



Photo No. 56 24A-0090-CS lithology	Date: 9/20/2024 12:06:00 PM	Location: 24A-0090	Direction:

Description:

Core sample.



PHOTOGRAPHIC LOG

Facility Name:	Site Location:	Project No.
Lower Neponset River	Boston and Milton, MA	60703400

Photo No. 57 24A-0086-AS lithology	Date: 9/20/2024 1:22:00 PM	Location: 24A-0086	Direction:
Description: Core sample.			

Photo No. 58 24A-0086-BS lithology	Date: 9/20/2024 1:22:00 PM	Location: 24A-0086	Direction:
Description: Core sample.			

AECOM

PHOTOGRAPHIC LOG

Facility Name:	Site Location:	Project No.
Lower Neponset River	Boston and Milton, MA	60703400

Photo No. 59 24A-0086-CS lithology	Date: 9/20/2024 1:22:00 PM	Location: 24A-0086	Direction:
Description: Core sample. White board is missing. The sample date and time were 9/20/24 and 1427. The sample interval was 4.4-5.8 ft.			

Photo No. 60 24A-0086 boring	Date: 9/20/2024 1:22:00 PM	Location: 24A-0086	Direction:
Description: Location 24A-0086 Borehole			

AECOM

PHOTOGRAPHIC LOG

Facility Name:	Site Location:	Project No.
Lower Neponset River	Boston and Milton, MA	60703400

Photo No. 61 24A-0075-AS lithology	**Date:** 9/23/2024 8:30:00 AM	**Location:** 24A-0075	**Direction:**
Description: Core sample. Location on white board should be 24A-0075.			

Photo No. 62 24A-0075-BS lithology	**Date:** 9/23/2024 8:30:00 AM	**Location:** 24A-0075	**Direction:**
Description: Core sample. White board is illegible. The sample date and time for 24A-0075-BS were 9/23/24 and 0907. The sample interval was 0.5-2.9 ft.			

PHOTOGRAPHIC LOG

Facility Name:	Site Location:	Project No.
Lower Neponset River	Boston and Milton, MA	60703400

Photo No. 63 24A-0075-CS lithology	Date: 9/23/2024 8:30:00 AM	Location: 24A-0075	Direction:
Description: Core sample. Location on white board should be 24A-0075. Interval on white board should be 2.9-3.8 ft.			

Photo No. 64 24A-0075 boring	Date: 9/23/2024 8:30:00 AM	Location: 24A-0075	Direction:
Description: Location 24A-0075 Borehole Hole to the right was attempt for deeper penetration. Both holes had maximum penetration at 3.8 ft on large gravel.			

AECOM

PHOTOGRAPHIC LOG

Facility Name:	Site Location:	Project No.
Lower Neponset River	Boston and Milton, MA	60703400

Photo No. 65 24A-0076-AS lithology	Date: 9/23/2024 11:01:00 AM	Location: 24A-0076	Direction:
Description: Core sample. Duplicate collected.			

Photo No. 66 24A-0076-BS lithology	Date: 9/23/2024 11:01:00 AM	Location: 24A-0076	Direction:
Description: Core sample.			

PHOTOGRAPHIC LOG

Facility Name:	Site Location:	Project No.
Lower Neponset River	Boston and Milton, MA	60703400

Photo No. 67 24A-0076-CS lithology	Date: 9/23/2024 11:01:00 AM	Location: 24A-0076	Direction:
Description: Core sample.			

Photo No. 68 24A-0076 boring	Date: 9/23/2024 11:01:00 AM	Location: 24A-0076	Direction:
Description: Location 24A-0076 Borehole Hole to the right was for extra volume for field duplicate from AS horizon (0 to 0.5 ft).			

AECOM

PHOTOGRAPHIC LOG

Facility Name:	Site Location:	Project No.
Lower Neponset River	Boston and Milton, MA	60703400

Photo No. 69 24A-0079-AS lithology	Date: 9/23/2024 12:34:00 PM	Location: 24A-0079	Direction:

Description:

Core sample.



Photo No. 70 24A-0079-CS lithology	Date: 9/23/2024 12:34:00 PM	Location: 24A-0079	Direction:

Description:

Core sample.



PHOTOGRAPHIC LOG

Facility Name:	Site Location:	Project No.
Lower Neponset River	Boston and Milton, MA	60703400

Photo No. 71 24A-0079-BS lithology	Date: 9/23/2024 12:34:00 PM	Location: 24A-0079	Direction:
Description: Core sample.			

Photo No. 72 24A-0079 boring	Date: 9/23/2024 12:34:00 PM	Location: 24A-0079	Direction:
Description: Location 24A-0079 Borehole			

PHOTOGRAPHIC LOG

Facility Name:	Site Location:	Project No.
Lower Neponset River	Boston and Milton, MA	60703400

Photo No. 73 24A-0078-AS lithology	Date: 9/23/2024 2:03:00 PM	Location: 24A-0078	Direction:
Description: Core sample.			

Photo No. 74 24A-0078-BS lithology	Date: 9/23/2024 2:03:00 PM	Location: 24A-0078	Direction:
Description: Core sample.			

PHOTOGRAPHIC LOG

Facility Name:	Site Location:	Project No.
Lower Neponset River	Boston and Milton, MA	60703400

Photo No. 75 24A-0078-CS lithology	Date: 9/23/2024 2:03:00 PM	Location: 24A-0078	Direction:
Description: Core sample.			

Photo No. 76 24A-0078 Boring	Date: 9/23/2024 2:03:00 PM	Location: 24A-0078	Direction:
Description: Location 24A-0078 Borehole			

PHOTOGRAPHIC LOG

Facility Name:	Site Location:	Project No.
Lower Neponset River	Boston and Milton, MA	60703400

Photo No. 77 24A-0047-AS lithology	Date: 9/24/2024 7:58:00 AM	Location: 24A-0047	Direction:
Description: Core sample.			

Photo No. 78 24A-0047-BS lithology	Date: 9/24/2024 7:58:00 AM	Location: 24A-0047	Direction:
Description: Core sample.			

PHOTOGRAPHIC LOG

Facility Name:	Site Location:	Project No.
Lower Neponset River	Boston and Milton, MA	60703400

Photo No. 79 24A-0047-CS lithology	Date: 9/24/2024 7:58:00 AM	Location: 24A-0047	Direction:
Description: Core sample.	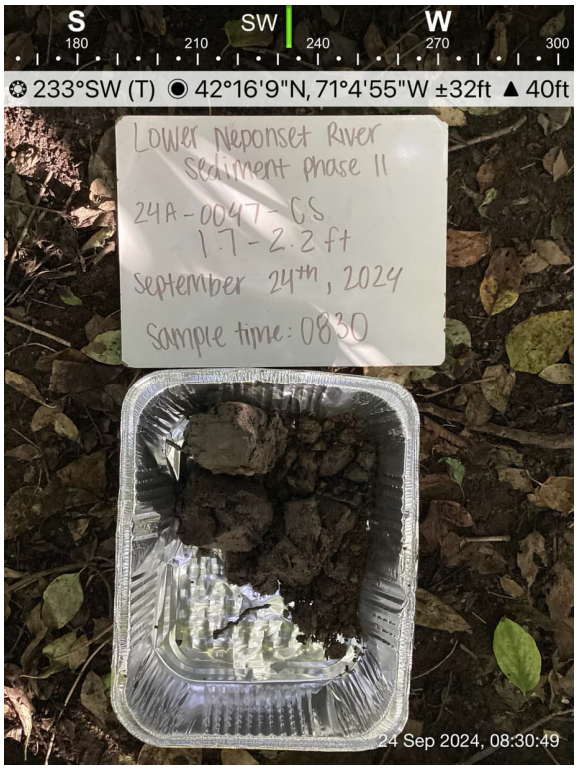		

Photo No. 80 24A-0047 Boring	Date: 9/24/2024 7:58:00 AM	Location: 24A-0047	Direction:
Description: Location 24A-0047 Borehole			

AECOM

PHOTOGRAPHIC LOG

Facility Name:	Site Location:	Project No.
Lower Neponset River	Boston and Milton, MA	60703400

Photo No. 81 24A-0048-AS lithology	Date: 9/24/2024 10:14:00 AM	Location: 24A-0048	Direction:

Description:

Core sample.

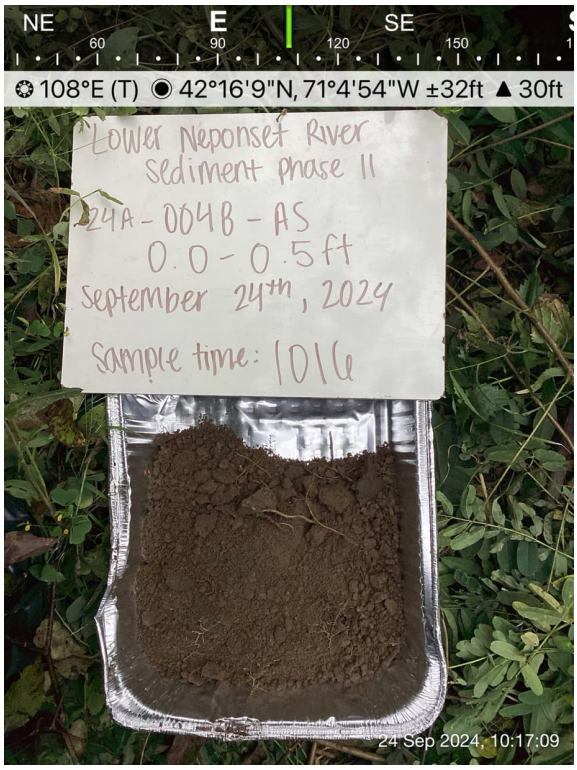

Photo No. 82 24A-0048-BS lithology	Date: 9/24/2024 10:14:00 AM	Location: 24A-0048	Direction:

Description:

Core sample.



PHOTOGRAPHIC LOG

Facility Name:	Site Location:	Project No.
Lower Neponset River	Boston and Milton, MA	60703400

Photo No. 83 24A-0048-CS lithology	Date: 9/24/2024 10:14:00 AM	Location: 24A-0048	Direction:

Description:

Core sample.



Photo No. 84 24A-0048 Boring	Date: 9/24/2024 10:14:00 AM	Location: 24A-0048	Direction:

Description:

Location 24A-0048
Borehole



PHOTOGRAPHIC LOG

Facility Name:	Site Location:	Project No.
Lower Neponset River	Boston and Milton, MA	60703400

Photo No. 85 24A-0049-AS lithology	Date: 9/24/2024 11:14:00 AM	Location: 24A-0049	Direction:
Description: Core sample.			

Photo No. 86 24A-0049-BS lithology	Date: 9/24/2024 11:14:00 AM	Location: 24A-0049	Direction:
Description: Core sample.			

PHOTOGRAPHIC LOG

Facility Name:	Site Location:	Project No.
Lower Neponset River	Boston and Milton, MA	60703400

Photo No. 87 24A-0049-CS lithology	Date: 9/24/2024 11:14:00 AM	Location: 24A-0049	Direction:

Description:

Core sample.



Photo No. 88 24A-0049 boring	Date: 9/24/2024 11:14:00 AM	Location: 24A-0049	Direction:

Description:

Location 24A-0049
Borehole



PHOTOGRAPHIC LOG

Facility Name:	Site Location:	Project No.
Lower Neponset River	Boston and Milton, MA	60703400

Photo No. 89 24A-0053-AS lithology	Date: 9/24/2024 12:40:00 PM	Location: 24A-0053	Direction:
Description: Core sample. AS interval: 0-0.5 ft.			

Photo No. 90 24A-0053-BS lithology	Date: 9/24/2024 12:40:00 PM	Location: 24A-0053	Direction:
Description: Core sample.			

PHOTOGRAPHIC LOG

Facility Name:	Site Location:	Project No.
Lower Neponset River	Boston and Milton, MA	60703400

Photo No. 91 24A-0053-CS lithology	Date: 9/24/2024 12:40:00 PM	Location: 24A-0053	Direction:
Description: Core sample.			

Photo No. 92 24A-0053 boring	Date: 9/24/2024 12:40:00 PM	Location: 24A-0053	Direction:
Description: Location 24A-0053 Borehole			

PHOTOGRAPHIC LOG

Facility Name:	Site Location:	Project No.
Lower Neponset River	Boston and Milton, MA	60703400

Photo No. 93 24A-0058-AS lithology	Date: 9/24/2024 1:45:00 PM	Location: 24A-0058	Direction:
Description: Core sample.	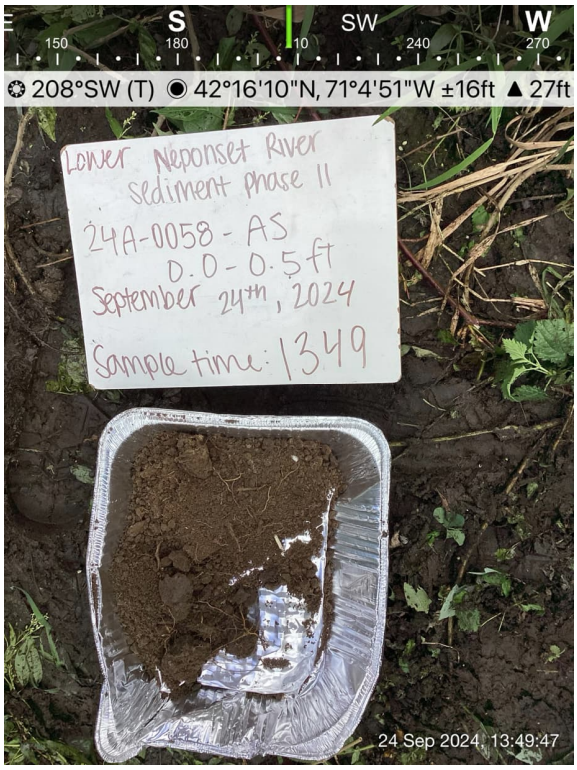		

Photo No. 94 24A-0058-BS lithology	Date: 9/24/2024 1:45:00 PM	Location: 24A-0058	Direction:
Description: Core sample.			

PHOTOGRAPHIC LOG

Facility Name:	Site Location:	Project No.
Lower Neponset River	Boston and Milton, MA	60703400

Photo No. 95 24A-0058-CS lithology	Date: 9/24/2024 1:45:00 PM	Location: 24A-0058	Direction:

Description:

Core sample.



Photo No. 96 24A-0058 boring	Date: 9/24/2024 1:45:00 PM	Location: 24A-0058	Direction:

Description:

Location 24A-0058
Borehole



PHOTOGRAPHIC LOG

Facility Name:	Site Location:	Project No.
Lower Neponset River	Boston and Milton, MA	60703400

Photo No. 97 24A-0059-AS lithology	Date: 9/25/2024 8:11:00 AM	Location: 24A-0059	Direction:

Description:

Core sample.



Photo No. 98 24A-0059-BS lithology	Date: 9/25/2024 8:11:00 AM	Location: 24A-0059	Direction:

Description:

Core sample.



PHOTOGRAPHIC LOG

Facility Name:	Site Location:	Project No.
Lower Neponset River	Boston and Milton, MA	60703400

Photo No. 99 24A-0059-CS lithology	Date: 9/25/2024 8:11:00 AM	Location: 24A-0059	Direction:

Description:

Core sample.



Photo No. 100 24A-0059 Boring	Date: 9/25/2024 8:11:00 AM	Location: 24A-0059	Direction:

Description:

Location 24A-0059
Borehole



PHOTOGRAPHIC LOG

Facility Name:	Site Location:	Project No.
Lower Neponset River	Boston and Milton, MA	60703400

Photo No. 101 24A-0061-AS lithology	Date: 9/25/2024 10:22:00 AM	Location: 24A-0061	Direction:
Description: Core sample.			

Photo No. 102 24A-0061-BS lithology	Date: 9/25/2024 10:22:00 AM	Location: 24A-0061	Direction:
Description: Core sample.			

PHOTOGRAPHIC LOG

Facility Name:	Site Location:	Project No.
Lower Neponset River	Boston and Milton, MA	60703400

Photo No. 103 24A-0061-CS lithology	Date: 9/25/2024 10:22:00 AM	Location: 24A-0061	Direction:

Description:

Core sample.



Photo No. 104 24A-0061 Boring	Date: 9/25/2024 10:22:00 AM	Location: 24A-0061	Direction:

Description:

Location 24A-0061
Borehole



PHOTOGRAPHIC LOG

Facility Name:	Site Location:	Project No.
Lower Neponset River	Boston and Milton, MA	60703400

Photo No. 105 24A-0056-AS lithology	Date: 9/25/2024 12:00:00 PM	Location: 24A-0056	Direction:
Description: Core sample.			

Photo No. 106 24A-0056-BS lithology	Date: 9/25/2024 12:00:00 PM	Location: 24A-0056	Direction:
Description: Core sample.			

PHOTOGRAPHIC LOG

Facility Name:	Site Location:	Project No.
Lower Neponset River	Boston and Milton, MA	60703400

Photo No. 107 24A-0056-CS lithology	Date: 9/25/2024 12:00:00 PM	Location: 24A-0056	Direction:

Description:

Core sample.



Photo No. 108 24A-0056 Boring Hole	Date: 9/25/2024 12:00:00 PM	Location: 24A-0056	Direction:

Description:

Location 24A-0056
Borehole



PHOTOGRAPHIC LOG

Facility Name:	Site Location:	Project No.
Lower Neponset River	Boston and Milton, MA	60703400

Photo No. 109 24A-0057-AS lithology	Date: 9/25/2024 1:19:00 PM	Location: 24A-0057	Direction:
Description: Core sample. Duplicate collected.	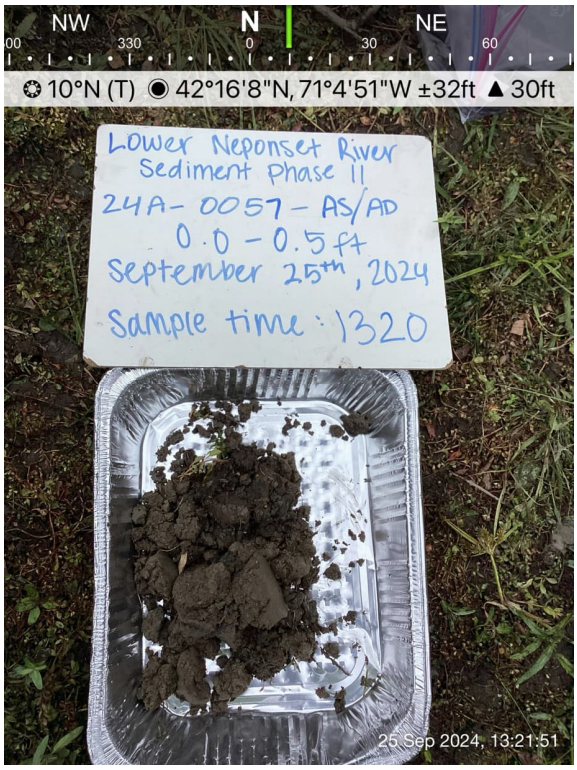		

Photo No. 110 24A-0057-BS lithology	Date: 9/25/2024 1:19:00 PM	Location: 24A-0057	Direction:
Description: Core sample.			

PHOTOGRAPHIC LOG

Facility Name:	Site Location:	Project No.
Lower Neponset River	Boston and Milton, MA	60703400

Photo No. 111 24A-0057-CS lithology	Date: 9/25/2024 1:19:00 PM	Location: 24A-0057	Direction:
Description: Core sample.			

Photo No. 112 24A-0057 Boring	Date: 9/25/2024 1:19:00 PM	Location: 24A-0057	Direction:
Description: Location 24A-0057 Borehole			

PHOTOGRAPHIC LOG

Facility Name:	Site Location:	Project No.
Lower Neponset River	Boston and Milton, MA	60703400

Photo No. 113 24A-0110-AS lithology	Date: 9/26/2024 8:16:00 AM	Location: 24A-0110	Direction:
Description: Core sample.			

Photo No. 114 24A-0110-BS lithology	Date: 9/26/2024 8:16:00 AM	Location: 24A-0110	Direction:
Description: Core sample.			

PHOTOGRAPHIC LOG

Facility Name:	Site Location:	Project No.
Lower Neponset River	Boston and Milton, MA	60703400

Photo No. 115 24A-0110-CS lithology	Date: 9/26/2024 8:16:00 AM	Location: 24A-0110	Direction:

Description:

Core sample.



Photo No. 116 24A-0110 boring	Date: 9/26/2024 8:16:00 AM	Location: 24A-0110	Direction:

Description:

Location 24A-0110
Borehole



PHOTOGRAPHIC LOG

Facility Name:	Site Location:	Project No.
Lower Neponset River	Boston and Milton, MA	60703400

Photo No. 117 24A-0108-AS lithology	Date: 9/26/2024 9:40:00 AM	Location: 24A-0108	Direction:
Description: Core sample.			

Photo No. 118 24A-0108-BS lithology	Date: 9/26/2024 9:40:00 AM	Location: 24A-0108	Direction:
Description: Core sample.			

PHOTOGRAPHIC LOG

Facility Name:	Site Location:	Project No.
Lower Neponset River	Boston and Milton, MA	60703400

Photo No. 119 24A-0108-CS lithology	Date: 9/26/2024 9:40:00 AM	Location: 24A-0108	Direction:
Description: Core sample.			

Photo No. 120 24A-0108 boring hole	Date: 9/26/2024 9:40:00 AM	Location: 24A-0108	Direction:
Description: Location 24A-0108 Borehole			

PHOTOGRAPHIC LOG

Facility Name:	Site Location:	Project No.
Lower Neponset River	Boston and Milton, MA	60703400

Photo No. 121 24A-0103-AS lithology	Date: 9/26/2024 11:33:00 AM	Location: 24A-0103	Direction:

Description:

Core sample.

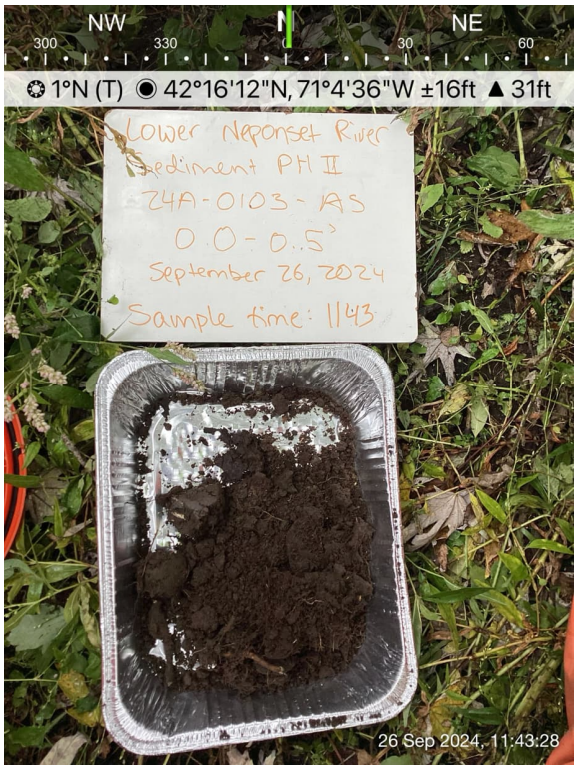

Photo No. 122 24A-0103-BS lithology	Date: 9/26/2024 11:33:00 AM	Location: 24A-0103	Direction:

Description:

Core sample.



PHOTOGRAPHIC LOG

Facility Name:	Site Location:	Project No.
Lower Neponset River	Boston and Milton, MA	60703400

Photo No. 123 24A-0103-CS lithology	Date: 9/26/2024 11:33:00 AM	Location: 24A-0103	Direction:

Description:

Core sample.



Photo No. 124 24A-0103 boring hole	Date: 9/26/2024 11:33:00 AM	Location: 24A-0103	Direction:

Description:

Location 24A-0103
Borehole



PHOTOGRAPHIC LOG

Facility Name:	Site Location:	Project No.
Lower Neponset River	Boston and Milton, MA	60703400

Photo No. 125 24A-0104-AS lithology	Date: 9/26/2024 12:25:00 PM	Location: 24A-0104	Direction:
Description: Core sample.			

Photo No. 126 24A-0104-BS lithology	Date: 9/26/2024 12:25:00 PM	Location: 24A-0104	Direction:
Description: Core sample.			

PHOTOGRAPHIC LOG

Facility Name:	Site Location:	Project No.
Lower Neponset River	Boston and Milton, MA	60703400

Photo No. 127 24A-0104-CS lithology	Date: 9/26/2024 12:25:00 PM	Location: 24A-0104	Direction:

Description:

Core sample.



Photo No. 128 24A-0104 boring	Date: 9/26/2024 12:25:00 PM	Location: 24A-0104	Direction:

Description:

Location 24A-0104
Borehole



PHOTOGRAPHIC LOG

Facility Name:	Site Location:	Project No.
Lower Neponset River	Boston and Milton, MA	60703400

Photo No. 129 24A-0106-AS lithology	Date: 9/26/2024 2:04:00 PM	Location: 24A-0106	Direction:
Description: Core sample.			

Photo No. 130 24A-0106-BS lithology	Date: 9/26/2024 2:04:00 PM	Location: 24A-0106	Direction:
Description: Core sample.			

PHOTOGRAPHIC LOG

Facility Name:	Site Location:	Project No.
Lower Neponset River	Boston and Milton, MA	60703400

Photo No. 132 24A-0106 boring hole	Date: 9/26/2024 2:04:00 PM	Location: 24A-0106	Direction:
Description: Location 24A-0106 Borehole			

Photo No. 133 24A-0064-AS lithology	Date: 9/27/2024 7:56:00 AM	Location: 24A-0064	Direction:
Description: Core sample.	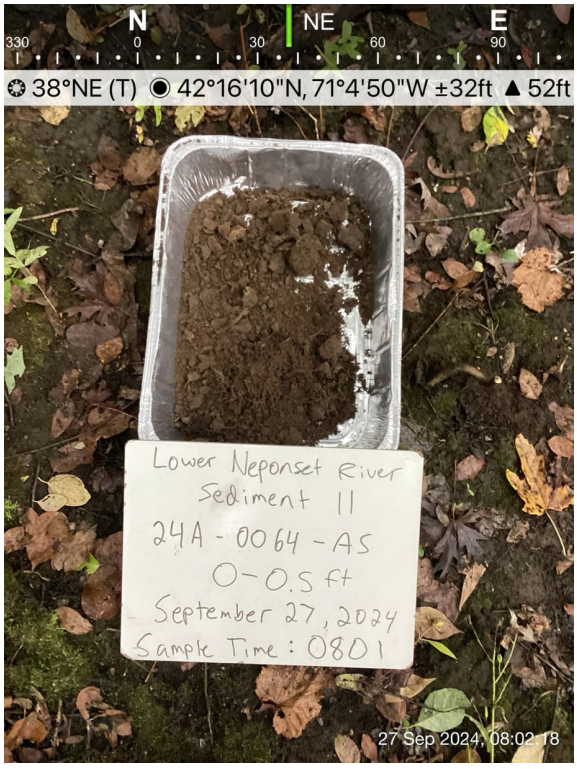		

AECOM

PHOTOGRAPHIC LOG

Facility Name:	Site Location:	Project No.
Lower Neponset River	Boston and Milton, MA	60703400

Photo No. 134 24A-0064-BS lithology	Date: 9/27/2024 7:56:00 AM	Location: 24A-0064	Direction:

Description:

Core sample.



Photo No. 135 24A-0064-CS lithology	Date: 9/27/2024 7:56:00 AM	Location: 24A-0064	Direction:

Description:

Core sample.



PHOTOGRAPHIC LOG

Facility Name:	Site Location:	Project No.
Lower Neponset River	Boston and Milton, MA	60703400

Photo No. 136 24A-0064 boring	**Date:** 9/27/2024 7:56:00 AM	**Location:** 24A-0064	**Direction:**
Description: Location 24A-0064 Borehole			

Photo No. 137 24A-0068-AS lithology	**Date:** 9/27/2024 9:25:00 AM	**Location:** 24A-0068	**Direction:**
Description: Core sample.			

AECOM

PHOTOGRAPHIC LOG

Facility Name:	Site Location:	Project No.
Lower Neponset River	Boston and Milton, MA	60703400

Photo No. 138 24A-0068-BS lithology	Date: 9/27/2024 9:25:00 AM	Location: 24A-0068	Direction:
Description: Core sample.			

Photo No. 139 24A-0068-CS lithology	Date: 9/27/2024 9:25:00 AM	Location: 24A-0068	Direction:
Description: Core sample.			

PHOTOGRAPHIC LOG

Facility Name:	Site Location:	Project No.
Lower Neponset River	Boston and Milton, MA	60703400

Photo No. 140 24A-0068 boring	Date: 9/27/2024 9:25:00 AM	Location: 24A-0068	Direction:
Description: Location 24A-0068 Borehole			

Photo No. 141 24A-0072-AS lithology	Date: 9/27/2024 11:26:00 AM	Location: 24A-0072	Direction:
Description: Core sample.			

PHOTOGRAPHIC LOG

Facility Name:	Site Location:	Project No.
Lower Neponset River	Boston and Milton, MA	60703400

Photo No. 142 24A-0072-BS lithology	Date: 9/27/2024 11:26:00 AM	Location: 24A-0072	Direction:
Description: Core sample.			

Photo No. 143 24A-0072 boring	Date: 9/27/2024 11:26:00 AM	Location: 24A-0072	Direction:
Description: Location 24A-0072 Borehole			

PHOTOGRAPHIC LOG

Facility Name:	Site Location:	Project No.
Lower Neponset River	Boston and Milton, MA	60703400

Photo No. 144 24A-0072-CS lithology	Date: 9/27/2024 11:26:00 AM	Location: 24A-0072	Direction:
Description: Core sample.			

Photo No. 145 24A-0101-AS lithology	Date: 9/30/2024 7:57:00 AM	Location: 24A-0101	Direction:
Description: Core sample.			

PHOTOGRAPHIC LOG

Facility Name:	Site Location:	Project No.
Lower Neponset River	Boston and Milton, MA	60703400

Photo No. 146 24A-0101-CS lithology	Date: 9/30/2024 7:57:00 AM	Location: 24A-0101	Direction:

Description:

Core sample.



Photo No. 147 24A-0101-BS lithology	Date: 9/30/2024 7:57:00 AM	Location: 24A-0101	Direction:

Description:

Core sample.



AECOM

PHOTOGRAPHIC LOG

Facility Name:	Site Location:	Project No.
Lower Neponset River	Boston and Milton, MA	60703400

Photo No. 148 24A-0101 boring	Date: 9/30/2024 7:57:00 AM	Location: 24A-0101	Direction:

Description:

Location 24A-0101
Borehole



Photo No. 149 24A-0093-AS lithology	Date: 9/30/2024 9:10:00 AM	Location: 24A-0093	Direction:

Description:

Core sample.



PHOTOGRAPHIC LOG

Facility Name:	Site Location:	Project No.
Lower Neponset River	Boston and Milton, MA	60703400

Photo No. 150 24A-0093-BS lithology	Date: 9/30/2024 9:10:00 AM	Location: 24A-0093	Direction:
Description: Core sample.			

Photo No. 151 24A-0093-CS lithology	Date: 9/30/2024 9:10:00 AM	Location: 24A-0093	Direction:
Description: Core sample.			

PHOTOGRAPHIC LOG

Facility Name:	Site Location:	Project No.
Lower Neponset River	Boston and Milton, MA	60703400

Photo No. 152 24A-0093 boring	Date: 9/30/2024 9:10:00 AM	Location: 24A-0093	Direction:
Description: Location 24A-0093 Borehole			

Photo No. 153 24A-0094-AS lithology	Date: 9/30/2024 10:27:00 AM	Location: 24A-0094	Direction:
Description: Core sample.			

PHOTOGRAPHIC LOG

Facility Name:	Site Location:	Project No.
Lower Neponset River	Boston and Milton, MA	60703400

Photo No. 154 24A-0094-BS lithology	Date: 9/30/2024 10:27:00 AM	Location: 24A-0094	Direction:
Description: Core sample.			

Photo No. 156 24A-0094 boring	Date: 9/30/2024 10:27:00 AM	Location: 24A-0094	Direction:
Description: Location 24A-0094 Borehole			

PHOTOGRAPHIC LOG

Facility Name:	Site Location:	Project No.
Lower Neponset River	Boston and Milton, MA	60703400

Photo No. 157 24A-0099-AS lithology	Date: 9/30/2024 12:16:00 PM	Location: 24A-0099	Direction:
Description: Core sample.			

Photo No. 158 24A-0099-BS lithology	Date: 9/30/2024 12:16:00 PM	Location: 24A-0099	Direction:
Description: Core sample.			

PHOTOGRAPHIC LOG

Facility Name:	Site Location:	Project No.
Lower Neponset River	Boston and Milton, MA	60703400

Photo No. 159 24A-0099 boring	Date: 9/30/2024 12:16:00 PM	Location: 24A-0099	Direction:

Description:

Location 24A-0099
Borehole



Photo No. 160 24A-0098-AS lithology	Date: 9/30/2024 1:17:00 PM	Location: 24A-0098	Direction:

Description:

Core sample.
Duplicate collected.



PHOTOGRAPHIC LOG

Facility Name:	Site Location:	Project No.
Lower Neponset River	Boston and Milton, MA	60703400

Photo No. 161 24A-0098-BS lithology	Date: 9/30/2024 1:17:00 PM	Location: 24A-0098	Direction:
Description: Core sample.			

Photo No. 162 24A-0098-CS lithology	Date: 9/30/2024 1:17:00 PM	Location: 24A-0098	Direction:
Description: Core sample.			

PHOTOGRAPHIC LOG

Facility Name:	Site Location:	Project No.
Lower Neponset River	Boston and Milton, MA	60703400

Photo No. 163 24A-0098 boring	Date: 9/30/2024 1:17:00 PM	Location: 24A-0098	Direction:
Description: Location 24A-0098 Borehole			

Photo No. 164 24A-0082-AS lithology	Date: 10/1/2024 8:08:00 AM	Location: 24A-0082	Direction:
Description: Core sample.			

PHOTOGRAPHIC LOG

Facility Name:	Site Location:	Project No.
Lower Neponset River	Boston and Milton, MA	60703400

Photo No. 165 24A-0082-BS lithology	Date: 10/1/2024 8:08:00 AM	Location: 24A-0082	Direction:

Description:

Core sample.



Photo No. 166 24A-0082-CS lithology	Date: 10/1/2024 8:08:00 AM	Location: 24A-0082	Direction:

Description:

Core sample.



PHOTOGRAPHIC LOG

Facility Name:	Site Location:	Project No.
Lower Neponset River	Boston and Milton, MA	60703400

Photo No. 167 24A-0082 boring	Date: 10/1/2024 8:08:00 AM	Location: 24A-0082	Direction:
Description: Location 24A-0082 Borehole			

Photo No. 168 24A-0041-AS/AD lithology	Date: 10/1/2024 10:54:00 AM	Location: 24A-0041	Direction:
Description: Core sample. Duplicate collected.	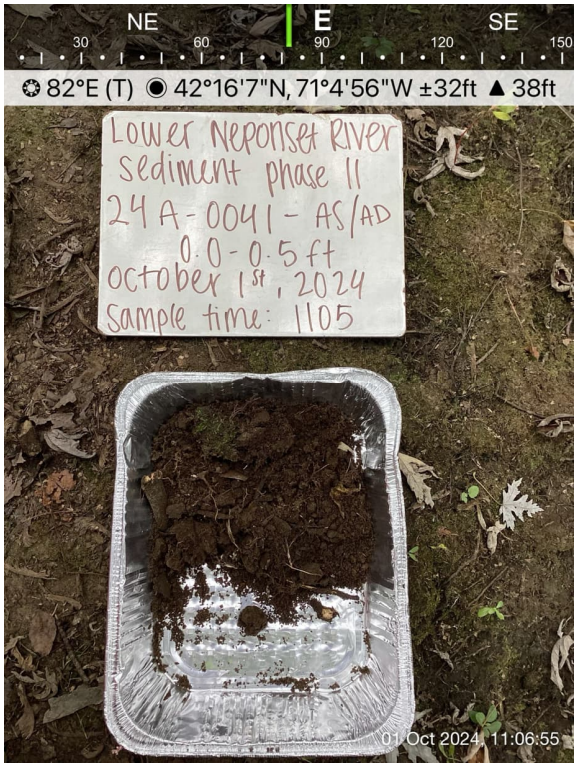		

PHOTOGRAPHIC LOG

Facility Name:	Site Location:	Project No.
Lower Neponset River	Boston and Milton, MA	60703400

Photo No. 169 24A-0041-BS lithology	Date: 10/1/2024 10:54:00 AM	Location: 24A-0041	Direction:
Description: Core sample.			

Photo No. 170 24A-0041-CS lithology	Date: 10/1/2024 10:54:00 AM	Location: 24A-0041	Direction:
Description: Core sample.			

PHOTOGRAPHIC LOG

Facility Name:	Site Location:	Project No.
Lower Neponset River	Boston and Milton, MA	60703400

Photo No. 171 24A-0041 boring	Date: 10/1/2024 10:54:00 AM	Location: 24A-0041	Direction:
Description: Location 24A-0041 Borehole			

Photo No. 172 24A-0066-AS lithology	Date: 10/2/2024 8:22:00 AM	Location: 24A-0066	Direction:
Description: Core sample.			

PHOTOGRAPHIC LOG

Facility Name:	Site Location:	Project No.
Lower Neponset River	Boston and Milton, MA	60703400

Photo No. 173 24A-0066 boring	Date: 10/2/2024 8:22:00 AM	Location: 24A-0066	Direction:
Description: Location 24A-0066 Borehole			

Photo No. 174 24A-0069-AS lithology	Date: 10/2/2024 9:08:00 AM	Location: 24A-0069	Direction:
Description: Core sample.			

PHOTOGRAPHIC LOG

Facility Name:	Site Location:	Project No.
Lower Neponset River	Boston and Milton, MA	60703400

Photo No. 175 24A-0069-BS lithology	Date: 10/2/2024 9:08:00 AM	Location: 24A-0069	Direction:

Description:

Core sample.



Photo No. 176 24A-0069 boring hole	Date: 10/2/2024 9:08:00 AM	Location: 24A-0069	Direction:

Description:

Location 24A-0069
Borehole



AECOM

PHOTOGRAPHIC LOG

Facility Name:	Site Location:	Project No.
Lower Neponset River	Boston and Milton, MA	60703400

Photo No. 177 24A-0067-AS lithology	Date: 10/2/2024 10:39:00 AM	Location: 24A-0067	Direction:
Description: Core sample.			

Photo No. 178 24A-0067-BS lithology	Date: 10/2/2024 10:39:00 AM	Location: 24A-0067	Direction:
Description: Core sample. Duplicate collected.			

PHOTOGRAPHIC LOG

Facility Name:	Site Location:	Project No.
Lower Neponset River	Boston and Milton, MA	60703400

Photo No. 179 24A-0067 boring hole	Date: 10/2/2024 10:39:00 AM	Location: 24A-0067	Direction:
Description: Location 24A-0067 Borehole			

Photo No. 180 24A-0067-CS lithology	Date: 10/2/2024 10:39:00 AM	Location: 24A-0067	Direction:
Description: Core sample.	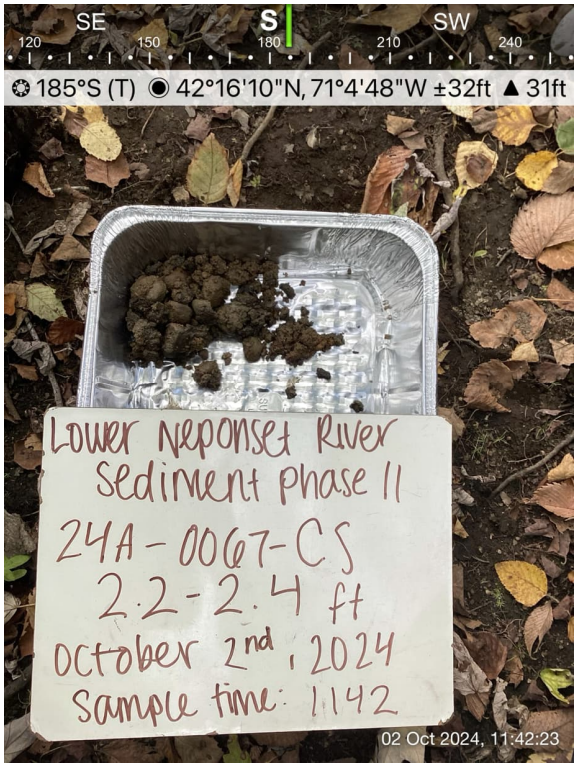		

PHOTOGRAPHIC LOG

Facility Name:	Site Location:	Project No.
Lower Neponset River	Boston and Milton, MA	60703400

Photo No. 181 24A-0070-AS lithology	Date: 10/2/2024 12:57:00 PM	Location: 24A-0070	Direction:
Description: Core sample.			

Photo No. 182 24A-0070-BS lithology	Date: 10/2/2024 12:57:00 PM	Location: 24A-0070	Direction:
Description: Core sample.			

PHOTOGRAPHIC LOG

Facility Name:	Site Location:	Project No.
Lower Neponset River	Boston and Milton, MA	60703400

Photo No. 183 24A-0070-CS lithology	Date: 10/2/2024 12:57:00 PM	Location: 24A-0070	Direction:
Description: Core sample.			

Photo No. 184 24A-0070 boring hole	Date: 10/2/2024 12:57:00 PM	Location: 24A-0070	Direction:
Description: Location 24A-0070 Borehole			

AECOM

PHOTOGRAPHIC LOG

Facility Name:	Site Location:	Project No.
Lower Neponset River	Boston and Milton, MA	60703400

Photo No. 185 24A-0060-AS lithology	Date: 10/2/2024 2:06:00 PM	Location: 24A-0060	Direction:
Description: Core sample.			

Photo No. 186 24A-0060-BS lithology	Date: 10/2/2024 2:06:00 PM	Location: 24A-0060	Direction:
Description: Core sample.			

PHOTOGRAPHIC LOG

Facility Name:	Site Location:	Project No.
Lower Neponset River	Boston and Milton, MA	60703400

Photo No. 187 24A-0060 boring hole	Date: 10/2/2024 2:06:00 PM	Location: 24A-0060	Direction:
Description: Location 24A-0060 Borehole			

Photo No. 188 24A-0081-AS/AD lithology	Date: 10/3/2024 9:02:00 AM	Location: 24A-0081	Direction:
Description: Core sample. Duplicate collected.			

PHOTOGRAPHIC LOG

Facility Name:	Site Location:	Project No.
Lower Neponset River	Boston and Milton, MA	60703400

Photo No. 189 24A-0081-BS lithology	Date: 10/3/2024 9:02:00 AM	Location: 24A-0081	Direction:

Description:

Core sample.



Photo No. 190 24A-0081 boring hole	Date: 10/3/2024 9:02:00 AM	Location: 24A-0081	Direction:

Description:

Location 24A-0081
Borehole



AECOM

PHOTOGRAPHIC LOG

Facility Name:	Site Location:	Project No.
Lower Neponset River	Boston and Milton, MA	60703400

Photo No. 191 24A-0081-CS lithology	Date: 10/3/2024 9:02:00 AM	Location: 24A-0081	Direction:
Description: Core sample.			

Photo No. 192 24A-0097-AS lithology	Date: 10/3/2024 10:55:00 AM	Location: 24A-0097	Direction:
Description: Core sample.			

PHOTOGRAPHIC LOG

Facility Name:	Site Location:	Project No.
Lower Neponset River	Boston and Milton, MA	60703400

Photo No. 193 24A-0097-BS lithology	Date: 10/3/2024 10:55:00 AM	Location: 24A-0097	Direction:
Description: Core sample.			

Photo No. 194 24A-0097-CS lithology	Date: 10/3/2024 10:55:00 AM	Location: 24A-0097	Direction:
Description: Core sample.			

PHOTOGRAPHIC LOG

Facility Name:	Site Location:	Project No.
Lower Neponset River	Boston and Milton, MA	60703400

Photo No. 195 24A-0097 boring hole	Date: 10/3/2024 10:55:00 AM	Location: 24A-0097	Direction:
Description: Location 24A-0097 Borehole			

Photo No. 196 24A-0091-AS lithology	Date: 10/3/2024 1:02:00 PM	Location: 24A-0091	Direction:
Description: Core sample.	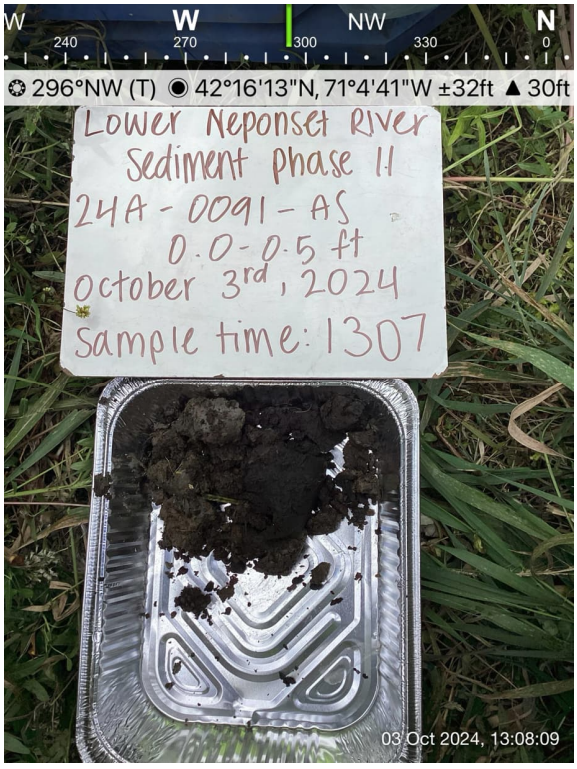		

PHOTOGRAPHIC LOG

Facility Name:	Site Location:	Project No.
Lower Neponset River	Boston and Milton, MA	60703400

Photo No. 197 24A-0091-CS lithology	Date: 10/3/2024 1:02:00 PM	Location: 24A-0091	Direction:
Description: Core sample.			

Photo No. 198 24A-0091-BS lithology	Date: 10/3/2024 1:02:00 PM	Location: 24A-0091	Direction:
Description: Core sample.			

PHOTOGRAPHIC LOG

Facility Name:	Site Location:	Project No.
Lower Neponset River	Boston and Milton, MA	60703400

Photo No. 199 24A-0091 boring hole	Date: 10/3/2024 1:02:00 PM	Location: 24A-0091	Direction:
Description: Location 24A-0091 Borehole			

Photo No. 200 24A-0074-AS lithology	Date: 10/4/2024 7:24:00 AM	Location: 24A-0074	Direction:
Description: Core sample.			

PHOTOGRAPHIC LOG

Facility Name:	Site Location:	Project No.
Lower Neponset River	Boston and Milton, MA	60703400

Photo No. 201 24A-0074-BS lithology	Date: 10/4/2024 7:24:00 AM	Location: 24A-0074	Direction:
Description: Core sample.			

Photo No. 202 24A-0074 boring hole	Date: 10/4/2024 7:24:00 AM	Location: 24A-0074	Direction:
Description: Location 24A-0074 Borehole			

PHOTOGRAPHIC LOG

Facility Name:	Site Location:	Project No.
Lower Neponset River	Boston and Milton, MA	60703400

Photo No. 203 24A-0074-CS lithology	Date: 10/4/2024 7:24:00 AM	Location: 24A-0074	Direction:
Description: Core sample.			

Photo No. 204 24A-0063-AS lithology	Date: 10/4/2024 9:16:00 AM	Location: 24A-0063	Direction:
Description: Core sample.			

AECOM

PHOTOGRAPHIC LOG

Facility Name:	Site Location:	Project No.
Lower Neponset River	Boston and Milton, MA	60703400

Photo No. 205 24A-0063 boring hole	Date: 10/4/2024 9:16:00 AM	Location: 24A-0063	Direction:

Description:

Location 24A-0063
Borehole



Photo No. 206 24A-0063-BS lithology	Date: 10/4/2024 9:16:00 AM	Location: 24A-0063	Direction:

Description:

Core sample.



PHOTOGRAPHIC LOG

Facility Name:	Site Location:	Project No.
Lower Neponset River	Boston and Milton, MA	60703400

Photo No. 207 24A-0063-CS lithology	Date: 10/4/2024 9:16:00 AM	Location: 24A-0063	Direction:
Description: Core sample.			

Photo No. 208 24A-0042-AS lithology	Date: 10/4/2024 11:24:00 AM	Location: 24A-0042	Direction:
Description: Core sample.			

PHOTOGRAPHIC LOG

Facility Name:	Site Location:	Project No.
Lower Neponset River	Boston and Milton, MA	60703400

Photo No. 209 24A-0042 boring hole	Date: 10/4/2024 11:24:00 AM	Location: 24A-0042	Direction:

Description:

Location 24A-0042
Borehole



Photo No. 210 24A-0042-BS lithology	Date: 10/4/2024 11:24:00 AM	Location: 24A-0042	Direction:

Description:

Core sample.



PHOTOGRAPHIC LOG

Facility Name:	Site Location:	Project No.
Lower Neponset River	Boston and Milton, MA	60703400

Photo No. 211 24A-0042-CS lithology	Date: 10/4/2024 11:24:00 AM	Location: 24A-0042	Direction:
Description: Core sample.			

Photo No. 212 24A-0159 boring hole	Date: 10/7/2024 8:12:00 AM	Location: 24A-0159	Direction:
Description: Location 24A-0159 Borehole			

PHOTOGRAPHIC LOG

Facility Name:	Site Location:	Project No.
Lower Neponset River	Boston and Milton, MA	60703400

Photo No. 213 24A-0159-AS lithology	Date: 10/7/2024 8:12:00 AM	Location: 24A-0159	Direction:
Description: Grab sample.			

Photo No. 214 24A-0160-AS lithology	Date: 10/7/2024 8:49:00 AM	Location: 24A-0160	Direction:
Description: Grab sample.			

PHOTOGRAPHIC LOG

Facility Name:	Site Location:	Project No.
Lower Neponset River	Boston and Milton, MA	60703400

Photo No. 215 24A-0160 boring hole	Date: 10/7/2024 8:49:00 AM	Location: 24A-0160	Direction:
Description: Location 24A-0160 Borehole			

Photo No. 216 24A-0161 boring hole	Date: 10/7/2024 9:28:00 AM	Location: 24A-0161	Direction:
Description: Location 24A-0161 Borehole			

PHOTOGRAPHIC LOG

Facility Name:	Site Location:	Project No.
Lower Neponset River	Boston and Milton, MA	60703400

Photo No. 217 24A-0161-AS lithology	Date: 10/7/2024 9:28:00 AM	Location: 24A-0161	Direction:
Description: Grab sample.			

Photo No. 218 24A-0162-AS lithology	Date: 10/7/2024 10:07:00 AM	Location: 24A-0162	Direction:
Description: Grab sample. MS/MSD collected.			

AECOM

PHOTOGRAPHIC LOG

Facility Name:	Site Location:	Project No.
Lower Neponset River	Boston and Milton, MA	60703400

Photo No. 219 24A-0162 boring hole	Date: 10/7/2024 10:07:00 AM	Location: 24A-0162	Direction:
Description: Location 24A-0162 Borehole			

Photo No. 220 24A-0163 boring hole	Date: 10/7/2024 11:56:00 AM	Location: 24A-0163	Direction:
Description: Location 24A-0163 Borehole			

PHOTOGRAPHIC LOG

Facility Name:	Site Location:	Project No.
Lower Neponset River	Boston and Milton, MA	60703400

Photo No. 221 24A-0163 general setting	Date: 10/7/2024 11:56:00 AM	Location: 24A-0163	Direction:
Description: Location 24A-0163 General Setting			

Photo No. 222 24A-0163-AS lithology	Date: 10/7/2024 11:56:00 AM	Location: 24A-0163	Direction:
Description: Grab sample.			

PHOTOGRAPHIC LOG

Facility Name:	Site Location:	Project No.
Lower Neponset River	Boston and Milton, MA	60703400

Photo No. 223 24A-0164-AS lithology	Date: 10/7/2024 12:31:00 PM	Location: 24A-0164	Direction:
Description: Grab sample.			

Photo No. 224 24A-0164 boring hole	Date: 10/7/2024 12:31:00 PM	Location: 24A-0164	Direction:
Description: Location 24A-0164 Borehole			

PHOTOGRAPHIC LOG

Facility Name:	Site Location:	Project No.
Lower Neponset River	Boston and Milton, MA	60703400

Photo No. 225 24A-0168-AS lithology	Date: 10/8/2024 9:23:00 AM	Location: 24A-0168	Direction:
Description: Grab sample. MS/MSD collected.			

Photo No. 226 24A-0168 boring hole	Date: 10/8/2024 9:23:00 AM	Location: 24A-0168	Direction:
Description: Location 24A-0168 Borehole			

PHOTOGRAPHIC LOG

Facility Name:	Site Location:	Project No.
Lower Neponset River	Boston and Milton, MA	60703400

Photo No. 227 24A-0167 boring hole	Date: 10/8/2024 10:26:00 AM	Location: 24A-0167	Direction:
Description: Location 24A-0167 Borehole			

Photo No. 228 24A-0167-AS	Date: 10/8/2024 10:26:00 AM	Location: 24A-0167	Direction:
Description: Grab sample.			

PHOTOGRAPHIC LOG

Facility Name:	Site Location:	Project No.
Lower Neponset River	Boston and Milton, MA	60703400

Photo No. 229 24A-0166 boring hole	Date: 10/8/2024 11:25:00 AM	Location: 24A-0166	Direction:
Description: Location 24A-0166 Borehole			

Photo No. 230 24A-0166-AS lithology	Date: 10/8/2024 11:25:00 AM	Location: 24A-0166	Direction:
Description: Grab sample. MS/MSD collected.			

PHOTOGRAPHIC LOG

Facility Name:	Site Location:	Project No.
Lower Neponset River	Boston and Milton, MA	60703400

Photo No. 231 24A-0165 boring hole	Date: 10/8/2024 12:10:00 PM	Location: 24A-0165	Direction:
Description: Location 24A-0165 Borehole			

Photo No. 232 24A-0165-AS lithology	Date: 10/8/2024 12:10:00 PM	Location: 24A-0165	Direction:
Description: Grab sample.			

AECOM

PHOTOGRAPHIC LOG

Facility Name:	Site Location:	Project No.
Lower Neponset River	Boston and Milton, MA	60703400

Photo No. 233 24A-0141-AS	Date: 10/14/2024 1:00:00 PM	Location: 24A-0141	Direction:
Description: Location was proposed for core collection, however, only a grab was possible. AS interval: 0-0.5 ft.			

Photo No. 234 24A-0143-AS Sample	Date: 10/15/2024 2:20:00 PM	Location: 24A-0143	Direction:
Description: Core sample. AS interval: 0-0.5 ft. BS interval: 0.5-1.2 ft. The sample intervals on the white board should include AS and BS. Core was collected the prior day on 10/14/2024.			

AECOM

PHOTOGRAPHIC LOG

Facility Name:	Site Location:	Project No.
Lower Neponset River	Boston and Milton, MA	60703400

Photo No. 235 24A-0157-AS Sample	Date: 10/15/2024 11:43:00 AM	Location: 24A-0157	Direction:
Description: Core sample. AS interval: 0-0.5 ft.			

Photo No. 236 24A-0157-BS Sample	Date: 10/15/2024 11:43:00 AM	Location: 24A-0157	Direction:
Description: Core sample. Duplicate collected.			

PHOTOGRAPHIC LOG

Facility Name:	Site Location:	Project No.
Lower Neponset River	Boston and Milton, MA	60703400

Photo No. 237 24A-0155-AS	Date: 10/15/2024 12:45:00 PM	Location: 24A-0155	Direction:
Description: Core sample. AS interval: 0-0.5 ft.			

Photo No. 238 24A-0155-BS	Date: 10/15/2024 12:45:00 PM	Location: 24A-0155	Direction:
Description: Core sample. Duplicate collected.			

PHOTOGRAPHIC LOG

Facility Name:	Site Location:	Project No.
Lower Neponset River	Boston and Milton, MA	60703400

Photo No. 239 24A-0154 Sample	Date: 10/15/2024 2:22:00 PM	Location: 24A-0154	Direction:
Description: Core sample. AS interval: 0-0.5 ft. BS interval: 0.5-1.3 ft.			

Photo No. 240 24A-0152 Sample	Date: 10/15/2024 3:02:00 PM	Location: 24A-0152	Direction:
Description: Core sample. AS interval: 0-0.5 ft. BS interval: 0.5-1.5 ft.			

PHOTOGRAPHIC LOG

Facility Name:	Site Location:	Project No.
Lower Neponset River	Boston and Milton, MA	60703400

Photo No. 241 24A-0151 Sample	Date: 10/16/2024 8:24:00 AM	Location: 24A-0151	Direction:

Description:

Core sample.
AS interval: 0-0.5 ft.
BS interval: 0.5-1.9 ft.
CS interval: 1.9-2.8 ft.
Core was collected the prior day on 10/15/2024.



Photo No. 242 24A-0158 Sample	Date: 10/16/2024 9:03:00 AM	Location: 24A-0158	Direction:

Description:

Core sample.
AS interval: 0-0.5 ft.
BS interval: 0.5-1.75 ft.
Core was collected the prior day on 10/15/2024.



AECOM

PHOTOGRAPHIC LOG

Facility Name:	Site Location:	Project No.
Lower Neponset River	Boston and Milton, MA	60703400

Photo No. 243 24A-0156 Sample	Date: 10/16/2024 9:45:00 AM	Location: 24A-0156	Direction:

Description:

Core sample.
AS interval: 0-0.5 ft.
BS interval: 0.5-1.5 ft.
Core was collected the prior day on 10/15/2024.



Photo No. 244 24A-0146 sample	Date: 10/16/2024 10:56:00 AM	Location: 24A-0146	Direction:

Description:

Core sample.
AS interval: 0-0.5 ft.
BS interval: 0.5-2.1 ft.
Core had significant odor.



PHOTOGRAPHIC LOG

Facility Name:	Site Location:	Project No.
Lower Neponset River	Boston and Milton, MA	60703400

Photo No. 245 24A-0146 Sheen	Date: 10/16/2024 10:56:00 AM	Location: 24A-0146	Direction:
Description: Sheen along with a moderate petroleum-like odor from 0.9-2.1 ft. in core from location 24A-0146.			

Photo No. 246 24A-0149 Sample	Date: 10/16/2024 11:50:00 AM	Location: 24A-0149	Direction:
Description: Core sample. AS interval: 0-0.5 ft. BS interval: 0.5-0.75 ft.			

AECOM

PHOTOGRAPHIC LOG

Facility Name:	Site Location:	Project No.
Lower Neponset River	Boston and Milton, MA	60703400

Photo No. 247 24A-0148 Sample	Date: 10/16/2024 12:42:00 PM	Location: 24A-0148	Direction:

Description:

Core sample.
AS interval: 0-0.5 ft.
BS interval: 0.5-1.2 ft.



Photo No. 248 24A-0150 Sample	Date: 10/16/2024 1:24:00 PM	Location: 24A-0150	Direction:

Description:

Core sample.
AS interval: 0-0.5 ft.
BS interval: 0.5-1.65 ft.
The sample intervals on the white board should not include CS.



PHOTOGRAPHIC LOG

Facility Name:	Site Location:	Project No.
Lower Neponset River	Boston and Milton, MA	60703400

Photo No. 249 24A-0153 Sample	Date: 10/16/2024 2:34:00 PM	Location: 24A-0153	Direction:

Description:

Core sample.
AS interval: 0-0.5 ft.
BS interval: 0.5-0.85 ft.



Photo No. 250 24A-0142 Sample	Date: 10/17/2024 8:01:00 AM	Location: 24A-0142	Direction:

Description:

Core sample.
AS interval: 0-0.5 ft.
BS interval: 0.5-0.7 ft.
The sample intervals on the white board should include AS and BS.
Core was collected the prior day on 10/16/2024.



PHOTOGRAPHIC LOG

Facility Name:	Site Location:	Project No.
Lower Neponset River	Boston and Milton, MA	60703400

Photo No. 251 24A-0145 Sample	Date: 10/17/2024 8:47:00 AM	Location: 24A-0145	Direction:

Description:

Core sample.
AS interval: 0-0.5 ft.
BS interval: 0.5-0.65 ft.
Core was collected the prior day on 10/16/2024.
The sample intervals on the white board should include AS and BS.



Photo No. 252 24A-0147 Sample	Date: 10/17/2024 10:07:00 AM	Location: 24A-0147	Direction:

Description:

Core sample.
AS interval: 0-0.5 ft.
BS interval: 0.5-1.0 ft.



PHOTOGRAPHIC LOG

Facility Name:	Site Location:	Project No.
Lower Neponset River	Boston and Milton, MA	60703400

Photo No. 253 24A-0144 Sample	Date: 10/17/2024 11:52:00 AM	Location: 24A-0144	Direction:
Description: Location was proposed for core collection, however, only a grab was possible.			

Photo No. 254 24A-0139-AS	Date: 10/17/2024 3:13:00 PM	Location: 24A-0139	Direction:
Description: Grab sample. AS interval: 0-0.3 ft. MS/MSD collected.			

AECOM

PHOTOGRAPHIC LOG

Facility Name:	Site Location:	Project No.
Lower Neponset River	Boston and Milton, MA	60703400

Photo No. 255 24A-0137 Sample	Date: 10/17/2024 8:13:00 AM	Location: 24A-0137	Direction:

Description:

Grab sample.
AS interval: 0-0.3 ft.



Photo No. 256 24A-0140	Date: 10/18/2024 8:38:00 AM	Location: 24A-0140	Direction:

Description:

Grab sample.
AS interval: 0-0.3 ft.
Grab was collected the prior day on 10/17/2024.



AECOM

PHOTOGRAPHIC LOG

Facility Name:	Site Location:	Project No.
Lower Neponset River	Boston and Milton, MA	60703400

Photo No. 257 24A-0138 Sample	Date: 10/18/2024 9:16:00 AM	Location: 24A-0138	Direction:
Description: Grab sample. AS interval: 0-0.3 ft. Grab was collected the prior day on 10/17/2024.			

Photo No. 258 24A-0169 Sample	Date: 10/18/2024 11:06:00 AM	Location: 24A-0169	Direction:
Description: Core sample. AS interval: 0-0.5 ft. BS interval: 0.5-1.1 ft. CS interval: 1.1-1.5 ft.			

AECOM

PHOTOGRAPHIC LOG

Facility Name:	Site Location:	Project No.
Lower Neponset River	Boston and Milton, MA	60703400

Photo No. 259 24A-0170 Sample	Date: 10/18/2024 1:12:00 PM	Location: 24A-0170	Direction:

Description:

Core sample.
AS interval: 0-0.5 ft.
BS interval: 0.5-1.35 ft.
CS interval: 1.35-2.4 ft.



Photo No. 260 24A-0171 Sample	Date: 10/18/2024 2:17:00 PM	Location: 24A-0171	Direction:

Description:

Core sample.
AS interval: 0-0.5 ft.
BS interval: 0.5-1.85 ft.
CS interval: 1.85-2.95 ft.



AECOM

PHOTOGRAPHIC LOG

Facility Name:	Site Location:	Project No.
Lower Neponset River	Boston and Milton, MA	60703400

Photo No. 261 24A-0136 Sample	Date: 10/18/2024 3:06:00 PM	Location: 24A-0136	Direction:
Description: Grab sample. AS interval: 0-0.3 ft.			

Photo No. 262 24A-0135 sample	Date: 10/18/2024 3:21:00 PM	Location: 24A-0135	Direction:
Description: Grab sample. AS interval: 0-0.3 ft.			

AECOM

PHOTOGRAPHIC LOG

Facility Name:	Site Location:	Project No.
Lower Neponset River	Boston and Milton, MA	60703400

Photo No. 263 24A-0134-AS lithology	Date: 10/21/2024 10:25:00 AM	Location: 24A-0134	Direction:
Description: Grab sample. AS interval: 0-0.4 ft.			

Photo No. 264 24A-0133-AS lithology	Date: 10/21/2024 10:40:00 AM	Location: 24A-0133	Direction:
Description: Grab sample. AS interval: 0-0.5 ft.	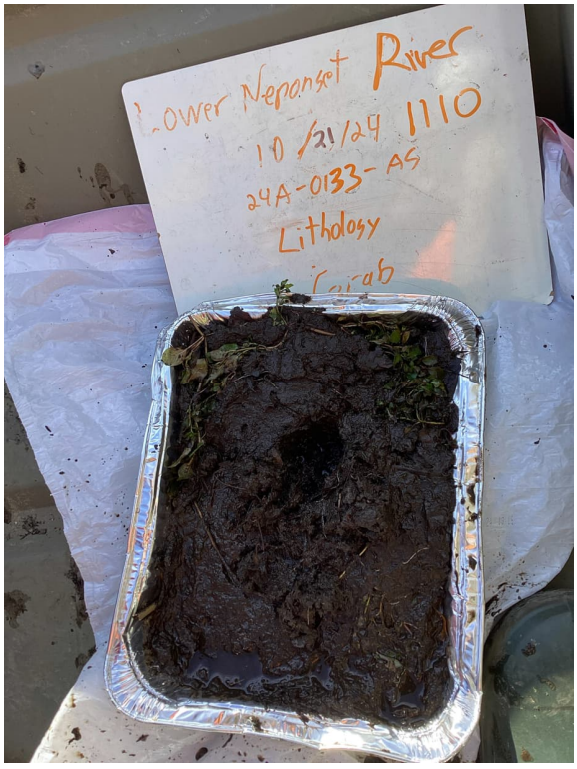		

PHOTOGRAPHIC LOG

Facility Name:	Site Location:	Project No.
Lower Neponset River	Boston and Milton, MA	60703400

Photo No. 265 24A-0132-AS lithology	Date: 10/21/2024 11:30:00 AM	Location: 24A-0132	Direction:
Description: Grab sample. AS interval: 0-0.5 ft.			

Photo No. 266 24A-0131-AS lithology	Date: 10/21/2024 12:00:00 PM	Location: 24A-0131	Direction:
Description: Grab sample. AS interval: 0-0.5 ft.			

PHOTOGRAPHIC LOG

Facility Name:	Site Location:	Project No.
Lower Neponset River	Boston and Milton, MA	60703400

Photo No. 267 24A-0130-AS lithology	Date: 10/21/2024 12:20:00 PM	Location: 24A-0130	Direction:
Description: Grab sample. AS interval: 0-0.5 ft. MS/MSD collected.			

Photo No. 268 24A-0129-AS lithology	Date: 10/21/2024 1:00:00 PM	Location: 24A-0129	Direction:
Description: Grab sample. AS interval: 0-0.5 ft.			

AECOM

PHOTOGRAPHIC LOG

Facility Name:	Site Location:	Project No.
Lower Neponset River	Boston and Milton, MA	60703400

Photo No. 269 24A-0128-AS lithology	Date: 10/21/2024 1:40:00 PM	Location: 24A-0128	Direction:
Description: Grab sample. AS interval: 0-0.5 ft.			

Photo No. 270 24A-0127-AS lithology	Date: 10/21/2024 2:05:00 PM	Location: 24A-0127	Direction:
Description: Grab sample. AS interval: 0-0.5 ft.			

PHOTOGRAPHIC LOG

Facility Name:	Site Location:	Project No.
Lower Neponset River	Boston and Milton, MA	60703400

Photo No. 271 24A-0126-AS lithology	Date: 10/21/2024 2:41:00 PM	Location: 24A-0126	Direction:
Description: Grab sample. AS interval: 0-0.5 ft.			

Photo No. 272 24A-0125-AS	Date: 10/21/2024 3:08:00 PM	Location: 24A-0125	Direction:
Description: Grab sample. AS interval: 0-0.5 ft.			

PHOTOGRAPHIC LOG

Facility Name:	Site Location:	Project No.
Lower Neponset River	Boston and Milton, MA	60703400

Photo No. 273 24A-0124-AS lithology	Date: 10/22/2024 8:13:00 AM	Location: 24A-0124	Direction:
Description: Grab sample.			

Photo No. 274 24A-0123-AS lithology	Date: 10/22/2024 8:44:00 AM	Location: 24A-0123	Direction:
Description: Grab sample. Sample ID on white board should read 24A-0123-AS. MS/MSD collected.			

AECOM

PHOTOGRAPHIC LOG

Facility Name:	Site Location:	Project No.
Lower Neponset River	Boston and Milton, MA	60703400

Photo No. 275 24A-0122-AS lithology	Date: 10/22/2024 9:30:00 AM	Location: 24A-0122	Direction:
Description: Grab sample.			

Photo No. 276 24A-0121-AS lithology	Date: 10/22/2024 9:54:00 AM	Location: 24A-0121	Direction:
Description: Grab sample. MS/MSD collected.			

AECOM

PHOTOGRAPHIC LOG

Facility Name:	Site Location:	Project No.
Lower Neponset River	Boston and Milton, MA	60703400

Photo No. 277 24A-0120-AS lithology	Date: 10/22/2024 10:41:00 AM	Location: 24A-0120	Direction:
Description: Grab sample.			

Photo No. 278 24A-0119-AS lithology	Date: 10/22/2024 11:10:00 AM	Location: 24A-0119	Direction:
Description: Grab sample.			

AECOM

PHOTOGRAPHIC LOG

Facility Name:	Site Location:	Project No.
Lower Neponset River	Boston and Milton, MA	60703400

Photo No. 280 24A-0117-AS lithology	Date: 10/22/2024 12:27:00 PM	Location: 24A-0117	Direction:
Description: Grab sample.			

Photo No. 281 24A-0116-AS lithology	Date: 10/22/2024 1:01:00 PM	Location: 24A-0116	Direction:
Description: Grab sample.			

PHOTOGRAPHIC LOG

Facility Name:	Site Location:	Project No.
Lower Neponset River	Boston and Milton, MA	60703400

Photo No. 282 24A-0115-AS lithology	Date: 10/22/2024 1:35:00 PM	Location: 24A-0115	Direction:
Description: Grab sample.			

Photo No. 283 24A-0114-AS lithology	Date: 10/22/2024 2:00:00 PM	Location: 24A-0114	Direction:
Description: Grab sample.			

AECOM

PHOTOGRAPHIC LOG

Facility Name:	Site Location:	Project No.
Lower Neponset River	Boston and Milton, MA	60703400

Photo No. 284 24A-0113-AS lithology	Date: 10/22/2024 2:30:00 PM	Location: 24A-0113	Direction:
Description: Grab sample. MS/MSD collected.			

Photo No. 285 24A-0112-AS lithology	Date: 10/23/2024 8:50:00 AM	Location: 24A-0112	Direction:
Description: Grab sample.			

PHOTOGRAPHIC LOG

Facility Name:	Site Location:	Project No.
Lower Neponset River	Boston and Milton, MA	60703400

Photo No. 286 24A-0111-AS lithology	Date: 10/23/2024 9:18:00 AM	Location: 24A-0111	Direction:
Description: Grab sample.			

Photo No. 287 24A-0109-AS lithology	Date: 10/23/2024 9:41:00 AM	Location: 24A-0109	Direction:
Description: Grab sample.			

AECOM

PHOTOGRAPHIC LOG

Facility Name:	Site Location:	Project No.
Lower Neponset River	Boston and Milton, MA	60703400

Photo No. 288 24A-0107-AS lithology	Date: 10/23/2024 10:04:00 AM	Location: 24A-0107	Direction:
Description: Grab sample. Odor detected.			

Photo No. 289 24A-0105-AS lithology	Date: 10/23/2024 10:27:00 AM	Location: 24A-0105	Direction:
Description: Grab sample.			

PHOTOGRAPHIC LOG

Facility Name:	Site Location:	Project No.
Lower Neponset River	Boston and Milton, MA	60703400

Photo No. 290 24A-0102-As lithology	Date: 10/23/2024 10:50:00 AM	Location: 24A-0102	Direction:
Description: Grab sample.			

Photo No. 291 24A-0100-AS lithology	Date: 10/23/2024 11:12:00 AM	Location: 24A-0100	Direction:
Description: Grab sample.			

PHOTOGRAPHIC LOG

Facility Name:	Site Location:	Project No.
Lower Neponset River	Boston and Milton, MA	60703400

Photo No. 292 24A-0095-AS lithology	Date: 10/23/2024 11:35:00 AM	Location: 24A-0095	Direction:
Description: Grab sample. Duplicate collected.			

Photo No. 293 24A-0088-AS lithology	Date: 10/23/2024 12:01:00 PM	Location: 24A-0088	Direction:
Description: Grab sample.			

AECOM

PHOTOGRAPHIC LOG

Facility Name:	Site Location:	Project No.
Lower Neponset River	Boston and Milton, MA	60703400

Photo No. 294 24A-0085-AS lithology	Date: 10/23/2024 12:26:00 PM	Location: 24A-0085	Direction:
Description: Grab sample.			

Photo No. 295 24A-0080-AS	Date: 10/23/2024 12:54:00 PM	Location: 24A-0080	Direction:
Description: Grab sample.			

AECOM

PHOTOGRAPHIC LOG

Facility Name:	Site Location:	Project No.
Lower Neponset River	Boston and Milton, MA	60703400

Photo No. 296 24A-0073-AS lithology	Date: 10/23/2024 1:16:00 PM	Location: 24A-0073	Direction:
Description: Grab sample.			

Photo No. 297 24A-0071-AS lithology	Date: 10/23/2024 1:36:00 PM	Location: 24A-0071	Direction:
Description: Grab sample.			

AECOM

PHOTOGRAPHIC LOG

Facility Name:	Site Location:	Project No.
Lower Neponset River	Boston and Milton, MA	60703400

Photo No. 298 24A-0065-AS lithology	Date: 10/23/2024 1:57:00 PM	Location: 24A-0065	Direction:
Description: Grab sample.			

Photo No. 299 24A-0062-AS lithology	Date: 10/23/2024 2:27:00 PM	Location: 24A-0062	Direction:
Description: Grab sample.			

AECOM

PHOTOGRAPHIC LOG

Facility Name:	Site Location:	Project No.
Lower Neponset River	Boston and Milton, MA	60703400

Photo No. 300 24A-0055-AS lithology	Date: 10/23/2024 2:47:00 PM	Location: 24A-0055	Direction:
Description: Grab sample.			

Photo No. 301 24A-0051-AS lithology	Date: 10/24/2024 8:15:00 AM	Location: 24A-0051	Direction:
Description: Grab sample.	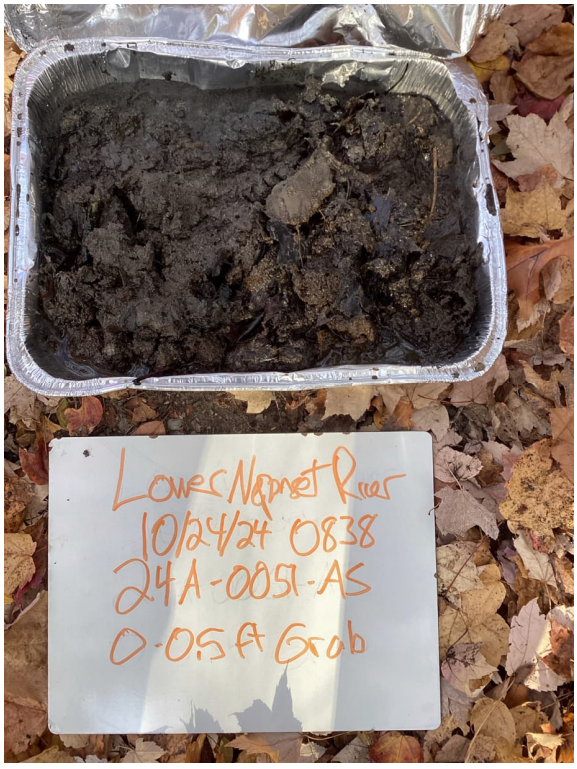		

PHOTOGRAPHIC LOG

Facility Name:	Site Location:	Project No.
Lower Neponset River	Boston and Milton, MA	60703400

Photo No. 302 24A-0045-AS lithology	Date: 10/24/2024 9:03:00 AM	Location: 24A-0045	Direction:
Description: Grab sample.			

Photo No. 303 24A-0040-AS lithology	Date: 10/24/2024 9:29:00 AM	Location: 24A-0040	Direction:
Description: Grab sample.			

AECOM

PHOTOGRAPHIC LOG

Facility Name:	Site Location:	Project No.
Lower Neponset River	Boston and Milton, MA	60703400

Photo No. 304 24A-0039-AS	Date: 10/24/2024 9:50:00 AM	Location: 24A-0039	Direction:
Description: Grab sample. Duplicate collected.			

Photo No. 305 24A-0038-AS lithology	Date: 10/24/2024 10:16:00 AM	Location: 24A-0038	Direction:
Description: Grab sample.			

AECOM

PHOTOGRAPHIC LOG

Facility Name:	Site Location:	Project No.
Lower Neponset River	Boston and Milton, MA	60703400

Photo No. 306 24A-0037-AS lithology	Date: 10/24/2024 10:51:00 AM	Location: 24A-0037	Direction:
Description: Grab sample. MS/MSD collected.			

Photo No. 307 24A-0036-AS	Date: 10/24/2024 11:22:00 AM	Location: 24A-0036	Direction:
Description: Grab sample. Duplicate collected.			

AECOM

PHOTOGRAPHIC LOG

Facility Name:	Site Location:	Project No.
Lower Neponset River	Boston and Milton, MA	60703400

Photo No. 308 24A-0035 lithology	Date: 10/24/2024 11:51:00 AM	Location: 24A-0035	Direction:
Description: Grab sample.			

Photo No. 309 24A-0034-AS lithology	Date: 10/24/2024 12:16:00 PM	Location: 24A-0034	Direction:
Description: Grab sample. Sample ID on white board should read 24A-0034-AS.			

PHOTOGRAPHIC LOG

Facility Name:	Site Location:	Project No.
Lower Neponset River	Boston and Milton, MA	60703400

Photo No. 310 24A-0033-AS lithology	Date: 10/24/2024 12:52:00 PM	Location: 24A-0033	Direction:
Description: Grab sample.			

Photo No. 311 24A-0032-AS lithology	Date: 10/24/2024 1:14:00 PM	Location: 24A-0032	Direction:
Description: Grab sample.			

PHOTOGRAPHIC LOG

Facility Name:	Site Location:	Project No.
Lower Neponset River	Boston and Milton, MA	60703400

Photo No. 312 24A-0031-AS lithology	Date: 10/24/2024 1:51:00 PM	Location: 24A-0031	Direction:
Description: Grab sample. Duplicate collected.			

Photo No. 313 24A-0030-AS lithology	Date: 10/24/2024 2:56:00 PM	Location: 24A-0030	Direction:
Description: Grab sample.			

AECOM

PHOTOGRAPHIC LOG

Facility Name:	Site Location:	Project No.
Lower Neponset River	Boston and Milton, MA	60703400

Photo No. 314 24A-0029-AS lithology	Date: 10/24/2024 3:30:00 PM	Location: 24A-0029	Direction:
Description: Grab sample.	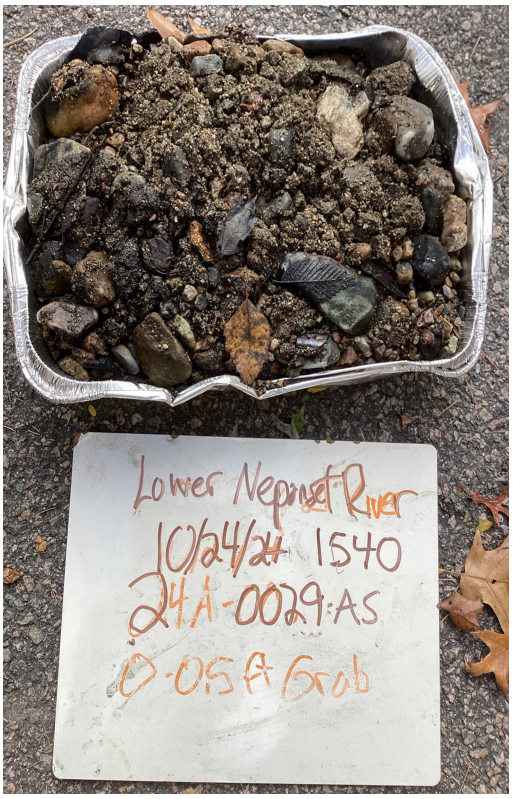		

Photo No. 315 24A-0028-AS lithology	Date: 10/25/2024 8:12:00 AM	Location: 24A-0028	Direction:
Description: Grab sample.			

AECOM

PHOTOGRAPHIC LOG

Facility Name:	Site Location:	Project No.
Lower Neponset River	Boston and Milton, MA	60703400

Photo No. 316 24A-0027-AS lithology	Date: 10/25/2024 10:08:00 AM	Location: 24A-0027	Direction:
Description: Grab sample. MS/MSD collected.			

Photo No. 317 24A-0026-AS lithology	Date: 10/25/2024 10:40:00 AM	Location: 24A-0026	Direction:
Description: Grab sample.			

AECOM

PHOTOGRAPHIC LOG

Facility Name:	Site Location:	Project No.
Lower Neponset River	Boston and Milton, MA	60703400

Photo No. 318 24A-0025	Date: 10/25/2024 11:02:00 AM	Location: 24A-0025	Direction:
Description: Grab sample.			

Photo No. 319 24A-0024-AS lithology	Date: 10/25/2024 11:23:00 AM	Location: 24A-0024	Direction:
Description: Grab sample. MS/MSD collected.			

AECOM

PHOTOGRAPHIC LOG

Facility Name:	Site Location:	Project No.
Lower Neponset River	Boston and Milton, MA	60703400

Photo No. 320 24A-0023-AS lithology	Date: 10/25/2024 11:46:00 AM	Location: 24A-0023	Direction:
Description: Grab sample. Large garbage nearby (car batteries, etc.).			

Photo No. 321 24A-0022-AS lithology	Date: 10/25/2024 12:12:00 PM	Location: 24A-0022	Direction:
Description: Grab sample. Significant sheen observed at sample location.			

AECOM

PHOTOGRAPHIC LOG

Facility Name:	Site Location:	Project No.
Lower Neponset River	Boston and Milton, MA	60703400

Photo No. 322 24A-0021-AS lithology	Date: 10/25/2024 12:42:00 PM	Location: 24A-0021	Direction:
Description: Grab sample. MS/MSD collected.			

Photo No. 323 24A-0020-AS	Date: 10/25/2024 1:20:00 PM	Location: 24A-0020	Direction:
Description: Grab sample.			

PHOTOGRAPHIC LOG

Facility Name:	Site Location:	Project No.
Lower Neponset River	Boston and Milton, MA	60703400

Photo No. 324 24A-0019-AS lithology	Date: 10/25/2024 1:39:00 PM	Location: 24A-0019	Direction:
Description: Grab sample.			

Photo No. 325 24A-0018-AS Lithology	Date: 10/25/2024 1:54:00 PM	Location: 24A-0018	Direction:
Description: Grab sample. MS/MSD collected.			

PHOTOGRAPHIC LOG

Facility Name:	Site Location:	Project No.
Lower Neponset River	Boston and Milton, MA	60703400

Photo No. 326 24A-0017-AS lithology	Date: 10/25/2024 2:30:00 PM	Location: 24A-0017	Direction:
Description: Grab sample.			

Photo No. 327 24A-0013-AS lithology	Date: 10/28/2024 10:24:00 AM	Location: 24A-0013	Direction:
Description: Grab sample.			

AECOM

PHOTOGRAPHIC LOG

Facility Name:	Site Location:	Project No.
Lower Neponset River	Boston and Milton, MA	60703400

Photo No. 329 24A-0016-AS lithology	Date: 10/28/2024 11:07:00 AM	Location: 24A-0016	Direction:
Description: Grab sample. MS/MSD collected.			

Photo No. 331 24A-0015 lithology	Date: 10/28/2024 11:41:00 AM	Location: 24A-0015	Direction:
Description: Grab sample.			

AECOM

PHOTOGRAPHIC LOG

Facility Name:	Site Location:	Project No.
Lower Neponset River	Boston and Milton, MA	60703400

Photo No. 333 24A-0014-AS lithology	Date: 10/28/2024 12:13:00 PM	Location: 24A-0014	Direction:
Description: Grab sample. Duplicate collected.			

Photo No. 335 24A-0012-AS lithology	Date: 10/28/2024 12:52:00 PM	Location: 24A-0012	Direction:
Description: Grab sample.			

AECOM

PHOTOGRAPHIC LOG

Facility Name:	Site Location:	Project No.
Lower Neponset River	Boston and Milton, MA	60703400

Photo No. 337 24A-0011-AS lithology	Date: 10/28/2024 1:22:00 PM	Location: 24A-0011	Direction:
Description: Grab sample. MS/MSD collected.			

Photo No. 339 24A-0010-AS lithology	Date: 10/28/2024 1:50:00 PM	Location: 24A-0010	Direction:
Description: Grab sample.			

AECOM

PHOTOGRAPHIC LOG

Facility Name:	Site Location:	Project No.
Lower Neponset River	Boston and Milton, MA	60703400

Photo No. 341 24A-0009-AS lithology	Date: 10/28/2024 2:36:00 PM	Location: 24A-0009	Direction:
Description: Grab sample.			

Photo No. 343 24A-0008-AS lithology	Date: 10/28/2024 2:56:00 PM	Location: 24A-0008	Direction:
Description: Grab sample.			

AECOM

PHOTOGRAPHIC LOG

Facility Name:	Site Location:	Project No.
Lower Neponset River	Boston and Milton, MA	60703400

Photo No. 345 24A-0007-AS lithology	Date: 10/28/2024 3:19:00 PM	Location: 24A-0007	Direction:
Description: Grab sample.			

Photo No. 347 24A-0003-AS lithology	Date: 10/29/2024 8:48:00 AM	Location: 24A-0003	Direction:
Description: Grab sample. The date on the white board should be 10/29/24.			

AECOM

PHOTOGRAPHIC LOG

Facility Name:	Site Location:	Project No.
Lower Neponset River	Boston and Milton, MA	60703400

Photo No. 348 24A-0004-AS lithology	Date: 10/29/2024 9:22:00 AM	Location: 24A-0004	Direction:
Description: Grab sample. The date on the white board should be 10/29/24. Duplicate collected.			

Photo No. 349 24A-0005-AS lithology	Date: 10/29/2024 10:09:00 AM	Location: 24A-0005	Direction:
Description: Grab sample. The date on the white board should be 10/29/24.			

AECOM

PHOTOGRAPHIC LOG

Facility Name:	Site Location:	Project No.
Lower Neponset River	Boston and Milton, MA	60703400

Photo No. 350 24A-0006-AS lithology	Date: 10/29/2024 10:35:00 AM	Location: 24A-0006	Direction:
Description: Grab sample.			

Photo No. 351 24A-0002-AS lithology	Date: 10/29/2024 10:54:00 AM	Location: 24A-0002	Direction:
Description: Grab sample.			

PHOTOGRAPHIC LOG

Facility Name:	Site Location:	Project No.
Lower Neponset River	Boston and Milton, MA	60703400

Photo No. 352 24A-0001-AS lithology	Date: 10/29/2024 11:16:00 AM	Location: 24A-0001	Direction:
Description: Grab sample.			

Attachment 7 Fish Sampling Photo Log

AECOM

PHOTOGRAPHIC LOG

Facility Name:	Site Location:	Project No.
Lower Neponset River	Milton/Boston, Massachusetts	60703400

Photo No.	Date:	Location:	Task:
1	11/1/2024	Lower Neponset River	Biota Sampling

Description:

Sample ID:
24F-0001-BB55S
Caught in:
Phase I



Photo No.	Date:	Location:	Task:
2	11/1/2024	Lower Neponset River	Biota Sampling

Description:

Sample ID:
24F-0001-BB55S
Caught in:
Phase I



AECOM

PHOTOGRAPHIC LOG

Facility Name:	Site Location:	Project No.
Lower Neponset River	Milton/Boston, Massachusetts	60703400

Photo No.	Date:	Location:	Task:
3	11/1/2024	Lower Neponset River	Biota Sampling

Description:

Sample ID:
24F-0001-BB55S
Caught in:
Phase I



Photo No.	Date:	Location:	Task:
4	11/1/2024	Lower Neponset River	Biota Sampling

Description:

Sample ID:
24F-0001-BB56S
Caught in:
Phase I
Note:
Lump in stomach



AECOM

PHOTOGRAPHIC LOG

Facility Name:	Site Location:	Project No.
Lower Neponset River	Milton/Boston, Massachusetts	60703400

Photo No.	Date:	Location:	Task:
5	11/1/2024	Lower Neponset River	Biota Sampling

Description:

Sample ID:
24F-0001-BB56S
Caught in:
Phase I
Note:
Lump in stomach



Photo No.	Date:	Location:	Task:
6	11/1/2024	Lower Neponset River	Biota Sampling

Description:

Sample ID:
24F-0001-BB56S
Caught in:
Phase I
Note:
Lump in stomach



AECOM

PHOTOGRAPHIC LOG

Facility Name:	Site Location:	Project No.
Lower Neponset River	Milton/Boston, Massachusetts	60703400

Photo No.	Date:	Location:	Task:
7	11/1/2024	Lower Neponset River	Biota Sampling

Description:

Sample ID:
24F-0001-BB56S
Caught in:
Phase I
Note:
Lump in stomach



Photo No.	Date:	Location:	Task:
8	11/1/2024	Lower Neponset River	Biota Sampling

Description:

Bycatch:
Brown bullhead (too small)
Caught in:
Phase I



AECOM

PHOTOGRAPHIC LOG

Facility Name:	Site Location:	Project No.
Lower Neponset River	Milton/Boston, Massachusetts	60703400

Photo No.	Date:	Location:	Task:
9	11/1/2024	Lower Neponset River	Biota Sampling

Description:

Bycatch:
Brown bullhead (too small)
Caught in:
Phase I



Photo No.	Date:	Location:	Task:
10	10/15/2024	Lower Neponset River	Biota Sampling

Description:

Target species white sucker
Caught in:
Phase I



AECOM

PHOTOGRAPHIC LOG

Facility Name:	Site Location:	Project No.
Lower Neponset River	Milton/Boston, Massachusetts	60703400

Photo No.	Date:	Location:	Task:
11	10/15/2024	Lower Neponset River	Biota Sampling

Description:

Target species white sucker
Caught in:
Phase I



Photo No.	Date:	Location:	Task:
12	10/14/2024	Lower Neponset River	Biota Sampling

Description:

Target species white sucker
Caught in:
Phase I



AECOM

PHOTOGRAPHIC LOG

Facility Name:	Site Location:	Project No.
Lower Neponset River	Milton/Boston, Massachusetts	60703400

Photo No.	Date:	Location:	Task:
13	10/24/2024	Lower Neponset River	Biota Sampling

Description:

Bycatch:
Freshwater mussel
closed on trot line
Caught in:
Phase II



Photo No.	Date:	Location:	Task:
14	10/25/2024	Lower Neponset River	Biota Sampling

Description:

Target species
brown bullhead
Caught in:
Phase I



Attachment 8 Non-Conformance Log and Reports

Nonconformance Report
Lower Neponset River Superfund Site
Remedial Investigation/Feasibility Study
Project No. 60703400

Nonconformance Number:	NC-20240522-01
Document (plan or SOP title and date)	Quality Assurance Project Plan Addendum 1, Revision 1, June 2024
Activity • Soil sample collection	
Nonconformance • The quality assurance project plan specified that soil samples were to be collected by hand auger, Soil samples were collected with the use of a hand auger and tile spade. The tile spade was used to increase the chance of sample recovery and increase the chance of reaching the target depth of 3 feet.	
Date of Nonconformance	5/22/2024 to 7/17/2024
Ramifications and Correction Actions • Samples were obtained at the majority of proposed locations. Many of these locations would have had less recovery and shallower boring depths if only a hand auger had been used. • All sampling gear was decontaminated between stations. • No ramification to sample integrity is expected from this nonconformance. • No corrective actions are needed.	

Authorizations	**Name / Signature / Date**
Submitted by	Lilly Taylor  07/23/2025
Project QA Manager	Waverly Braunstein  8/16/2025
Project Manager Approval	Kristine Carbonneau  8/28/2025

Nonconformance Report

Lower Neponset River Superfund Site

Remedial Investigation/Feasibility Study

Project No. 60703400

Nonconformance Number:	NC-20240604-01
Document (plan or SOP title and date)	Quality Assurance Project Plan, Addendum 1, Revision 1, June 2024
Activity • Soil sample collection and shipping	
Nonconformance • The sample container from soil sample 24D-0068-CS that was collected on 6/4/2024 for the analysis of polychlorinated biphenyls (PCBs) and dioxins/furans was broken upon receipt at the laboratory, SGS, with no recoverable volume. Location (24D-1068) was advanced in the vicinity on 6/10/2024 so that another sample could be collected from the CS depth interval for PCB and dioxin/furan analysis.	
Date of Nonconformance	06/04/2024
Ramifications and Correction Actions • No ramification to sample integrity is expected from this nonconformance. • The corrective action included advancing an additional location directly adjacent to the original location so that the CS horizon sample could be re-collected.	
Authorizations	**Name / Signature / Date**
Submitted by	Lilly Taylor  7/23/2025
Project QA Manager	Waverly Braunstein  8/16/2025
Project Manager Approval	 Kristine Carbonneau 8/28/2025

Nonconformance Report

Lower Neponset River Superfund Site

Remedial Investigation/Feasibility Study

Project No. 60703400

Nonconformance Number:	NC-20240607-01
Document (plan or SOP title and date)	Quality Assurance Project Plan, Addendum 1, Appendix C Sampling Approach Memorandum

Activity

- Soil sample collection

Nonconformance

- The sampling approach memorandum included randomization of the soil boring locations in two directions: 1) along the water's edge and 2) perpendicular to the river centerline on each bank within the floodplain.
- The randomization was conducted in the Sampling Approach Memorandum by determining the coordinates of points along the water's edge, then moving the points a certain distance into the floodplain, and generating updated coordinates.
- Ahead of sampling a field team flagged sampling locations using coordinates that had been uploaded to global position system (GPS) units by the rental company before the units were shipped to the Site. Per the Sampling Approach Memorandum the location that was flagged could have been moved away from the coordinates due to vicinity to outfalls, vicinity to the dams, and/or sampling feasibility. The sampling team targeted soil sampling within a 10-foot radius of the flag.
- A few weeks into the program it was determined that the coordinates that were in the GPS units were for the position of points along the water's edge and not the updated coordinates that distributed the points throughout the floodplain.
- The coordinates in the GPS units were corrected on 6/7/24 and locations that had been flagged, but not sampled yet were re-flagged using the correct coordinates.

Date of Nonconformance	5/20/2024 – 6/7/2024

Ramifications and Correction Actions

- For locations that were sampled prior to 6/7/2024 and flagged at the coordinates in the GPS units, soil samples may have been collected closer to the water's edge than was proposed, depending on where the sampling was conducted within the 10-foot target radium around the flag. For locations that were sampled prior to 6/7/2024 and flagged at locations that were moved away from the coordinates due to outfalls, the dams, and/or sampling feasibility, the locations were field based and relied less on the coordinates from the GPS units.
- Corrective action included correcting the coordinates in the GPS units and re-flagging any locations that had been flagged, but not sampled yet.

Authorizations	**Name / Signature / Date**
Submitted by	Lilly Taylor  7/28/2025
Project QA Manager	Waverly Braunstein 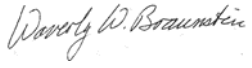 8/16/2025

Project Manager Approval	 Kristine Carbonneau 8/28/2025

Nonconformance Report
Lower Neponset River Superfund Site
Remedial Investigation/Feasibility Study
Project No. 60703400

Nonconformance Number:	NC-20240708-01
Document (plan or SOP title and date)	Quality Assurance Project Plan Addendum 1 Revision 1, June 2024, Worksheet 14

Activity

- This nonconformance includes two activities related to the deployment of shellfish cages:
    - At location (24E-0006), the number of individuals per cage
    - At location (24E-0007), the spacing of cages for QC purposes

Nonconformance

- Number of Individuals: The QAPP indicated that up to 20 mussels would be added to each cage and that the final number of mussels per cage would be based on obtaining a target mass of 60 grams wet weight for laboratory analysis at the end of the 90-day exposure period. During the collection of mussels from Willet Pond, it was determined that sufficient mass could be achieved by adding 15 mussels to each cage.
    - Mussel cages were set at 24E-0006 on 6/19/24. Normandeau informed AECOM that additional mussels were added to these cages at the completion of deployment (on 6/21/24) but did not provide the actual number. These additional mussels were not measured or otherwise recorded.
    - During the first cage check at location 24E-0006 (7/8/24), 42 mussels were counted in the Replicate 1 cage and 44 mussels in the Replicate 2 cage.
    - AECOM recorded the shell lengths for all mussels in these cages during the first cage check.
- QC Cages: The QAPP indicated that at one location, two additional cages were to be deployed (for a total of 4 cages) to provide additional tissue for QA/QC purposes.
    - Per the QAPP, the replicate cages were to be placed within a 10-meter radius of each other (consistent with the deployment at other stations). For QA/QC purposes, two additional cages would be located within 1-meter of one of the replicate cages.
    - During deployment, there were insufficient places nearby that could be hidden from public view and with sufficient depth for concealment and habitat. So, the four cages at location 24E-0007 (two replicate cages and two QC cages) were placed as two pairs with the pairs located approximately 40 meters apart. This was intended to be a balance between site security, habitat requirements, and study design.

Date of Nonconformance	6/19/2024 – 6/21/2024

Ramifications and Correction Actions

- Number of individuals
  - This nonconformance did not impact data quality.
  - Given the size of the cages, the water flow, habitat at location 24E-0006, and the typical density of mussels in a similar natural setting, the additional mussels placed in these replicate cages were not expected to be stressed by overcrowding.
    - Survival of the mussels in these cages (and others) were monitored during regular cage checks during deployment. Survival within these cages was high over the course of the deployment indicating that the individuals were not overly stressed by conditions within the cages.
  - Given that the QAPP references a mussel count based on a target tissue mass at test termination (and the mass per the QAPP is expected to be met in these cages), placement of additional mussels was not expected to impact the data quality or use.
  - AECOM reached out to Normandeau who said they added the extra mussels in case of mortality or other loss.
    - It is noted that the cages for this station were the last ones loaded during the deployment effort.
  - Because the survival of individual mussels within these cages were acceptable compared to other cages, the additional mass from the cages deployed at 24E-0006 were used for QC purposes.
  - The root cause of the nonconformance was lack of communication and documentation by the subcontractor (Normandeau) when the additional mussels were added to these cages. As a corrective action during the remainder of the mussel program, AECOM:
    - Discussed each day's objectives with staff and subcontractors
    - Provided full oversight of subcontractors
    - Confirmed activities at the end of each day
- QC Cages
  - This nonconformance did not impact data quality.
  - One replicate cage deployment location should have had three cages located within 1-meter of each other (i.e., the typical replicate cage plus two QC cages). This was intended to provide triplicate mass to be used for tissue QC.
  - At location 24E-0007, each of the four cages (i.e., the typical two replicate cages plus two intended QC cages) contained 15 mussels and, based on initial weights for the Time 0 mussels, each cage contained approximately 170 grams of tissue at deployment. This mass exceeded the mass required for analysis of the primary analytes in each cage (60 grams) and could provide sufficient additional mass for QC analyses.
  - However, the distance of the pairs of cages at location 24E-0007 (approximately 40 meters) precludes these cages being used as QC samples as planned; therefore, these pairs were treated as two separate sample locations. Identification of these samples was modified to be "24E-0007A" and "24E-0007B". Data was recorded during field checks using these designations.
  - Only one of the two locations (24E-0007A) was analyzed to represent the 24E-0007 station.
    - Both locations had a similar number of shellfish alive at the end of the exposure period.
  - The root cause of the nonconformance was a misunderstanding of the QAPP directive regarding QC locations and a field decision based on multiple constraining factors. As a corrective action during the remainder of the mussel program, AECOM:

	▪ Confirmed the AECOM team understands the objectives of the program and the directives in the QAPP ▪ Provided clearer documentation in the QAPP such as example figures showing layout of cage deployment ▪ Confirmed activities at the end of each day
Authorizations	**Name / Signature / Date**
Submitted by	Christine Archer 7/16/2025
Project QA Manager	Waverly Braunstein 7/25/2025
Project Manager Approval	Kristine Carbonneau 8/28/2025

AECOM

Nonconformance Report
Lower Neponset River Superfund Site
Remedial Investigation/Feasibility Study
Project No. 60703400

Nonconformance Number:	NC-20240918-01
Document (plan or SOP title and date)	Quality Assurance Project Plan Addendum 1 Revision 1, June 2024, Worksheet 14

Activity

- This nonconformance includes one activity related to the deployment of shellfish cages:
  - At location (24E-0004), the spacing of cages for replicate cages is greater than specified in Quality Assurance Project Plan (QAPP) Addendum 1

Nonconformance

- Distance between replicate cages: QAPP Addendum 1 indicated that replicate cages would be placed within a 10-meter radius of each other.
  - During cage deployment at 24E-0004 on 6/21/24, the soft substrate and steep slope did not allow for the two replicate cages to be located within 10 meters of each other.
  - During the cage check on 7/24/24, the distance between the cages was measured at approximately 45 meters

Date of Nonconformance	6/21/2024

Ramifications and Correction Actions

- Distance between replicate cages:
  - This nonconformance did not impact data quality.
  - Replicate cages were installed to allow tissues from all of the living mussels from the replicate cages at a station to be combined together for chemical analysis if sufficient tissue mass was not available from a cage (e.g., due to mortality).
  - Survival of mussels was monitored during cage checks conducted during deployment.
  - Survival within these cages was high over the course of the deployment and there was no need to combine mussels from replicate cages to obtain the necessary tissue mass (i.e., sufficient tissue mass for analysis was available in each replicate cage).
  - The root cause of the nonconformance was the conditions within the river along the northern shoreline just upstream from the Tileston & Hollingsworth dam within the area identified for the placement of the two 24E-0004 replicate cages.
    - The soft substrate and steep slope made placement of the cages challenging and there was not enough space to securely anchor the two cages closer together.

Authorizations	**Name / Signature / Date**
Submitted by	Christie Archer Christine Archer 7/16/2025

Project QA Manager	Waverly Braunstein  7/25/2025
Project Manager Approval	 Kristine Carbonneau 8/28/2025

Nonconformance Report
Lower Neponset River Superfund Site
Remedial Investigation/Feasibility Study
Project No. 60703400

Nonconformance Number:	NC-20240926-01
Document (plan or SOP title and date)	Quality Assurance Project Plan, Addendum 2, Revision 1, October 2024

Activity

- Sediment sampling – prioritizing analytes due to inadequate volume

Nonconformance

- Worksheet 11 and Appendix D of the QAPP provide a preferential order for filling sampling containers. The preferential order of the analytes was provided for the team to use in instances where the sediment volume obtained in the field was not adequate to fill all sampling containers.
- When there was inadequate sediment volume, the QAPP states that a sample for TCL VOCs will not be collected and sample containers will be filled for the remaining analytes in the order listed in Appendix D, Sampling Approach Memorandum with a priority given to contaminants of concern (COCs)
- Per Appendix D:
    - If volume requirements are not met, then the sediment will be homogenized with the sediments collected from the grab sample and samples will be collected for analytes in the following order until the sediment is exhausted:
        i. PCB congeners and polychlorinated dibenzo-p-dioxins and furans (PCDD/F)
        ii. Total organic carbon (TOC)
        iii. Target analyte list (TAL) metals and mercury
        iv. Target compound list (TCL) semi-volatile organic compounds (SVOCs)
        v. Grain size
- During the filling of laboratory containers for nine of the samples, this order was not followed:
    - Collected grain size before SVOCs for samples; inadequate volume to collect SVOCs:
        i. 24A-0060-BS 10/02/2024
        ii. 24A-0099-BS 09/30/2024
        iii. 24A-0169-CS 10/18/2024
    - Collected grain size before metals, mercury, and SVOCs for samples; inadequate volume to collect these COCs:
        i. 24A-0072-CS 09/27/2024
        ii. 24A-0106-CS 09/26/2024
        iii. 24A-0149-BS 10/16/2024
        iv. 24A-0143-BS 10/15/2024
        v. 24A-0153-BS 10/16/2024
    - Collected grain size and VOCs before SVOCs for samples; inadequate volume to collect SVOCs:
        i. 24A-0147-BS 10/17/2024
- These actions resulted in data gaps in the sediment sampling for Phase 2.

Date of Nonconformance	Initial on 09/26/2024 and other dates (see above)

Ramifications and Correction Actions

- The prioritization order for filling containers was developed to provide the field team a set of rules to follow that would produce data from the priority COCs first. TOC was included on the list as the second container to provide data necessary to fully evaluate the potential bioavailability and mobility of PCBs and PCDD/Fs in the sediment (i.e., TOC is a binding factor for these constituents, reducing their potential toxicity and uptake through the food chain).
- Per QAPP Worksheet 19/30, the containers for TOC and grainsize were both 4-oz glass jars. As both were going to the same laboratory (ELLE), one jar was filled and provided the volume adequate to analyze both analytes. Therefore, when TOC data were collected as the #2 priority analyte container, grainsize was included by default. The field team did not fill separate grain size containers.
- The nonconformance for eight of the samples described above was related to the bottleware (i.e., TOC and grainsize from one container) rather than the order of filling.
- For 24A-0147-BS, SVOC data were not collected; but VOCs were. Since VOCs are collected prior to sediment homogenization, the team looked at the volume for this interval and pre-determined that there should be adequate sediment volume to fill all containers. Therefore, they collected the VOCs immediately, per the QAPP.
- The data gaps from inadequate volume were predicted and the response actions were provided in the QAPP and Appendix D. Due to the laboratory combining TOC and grainsize into one container, collection of grainsize data prior to other analytes occurred.
- For the SVOCs missing from 24A-0147-BS, the team did not realize an inadequate volume of sediment was included in the BS horizon. As such, this is a data gap.
- No corrective actions were necessary.

Authorizations	**Name / Signature / Date**
Submitted by	Kristen Durocher 07/31/2025
Project QA Manager	Waverly Braunstein 8/16/2025
Project Manager Approval	Kristine Carbonneau 8/28/25

Nonconformance Report
Lower Neponset River Superfund Site
Remedial Investigation/Feasibility Study
Project No. 60703400

Nonconformance Number:	NC-20240930-01
Document (plan or SOP title and date)	Quality Assurance Project Plan, Addendum 2, Revision 1, September 2024, Worksheet 20

Activity

- Sediment sample collection and shipping

Nonconformance

- The sample container for sediment sample 24A-0108-CS was received broken by the Tier IV laboratory, Eurofins-Lancaster, with no recoverable volume. The associated analytical methods are total organic carbon (TOC), grain size, and percent moisture. Containers for the AS and BS sample depths at that same location were received intact with no issues to the sample volume.

Date of Nonconformance	09/30/2024

Ramifications and Correction Actions

- The lack of analysis for certain analytes would be a data gap in the field program. The impact of the missing TOC and grain size is limited to sample 24A-0108-CS for that sample shipment. TOC and grain size results were unimpacted for the previous sample depths at that same location.
- The contract laboratory (CLP) laboratory that received sample volume from this same location for analysis of different methods was able to forward spare volume to Eurofins, who received and logged it for TOC and grain size. Therefore, there is no impact to data completeness or usability.

Authorizations	**Name / Signature / Date**
Submitted by	Jared DeSadier Jared DeSadier J 10/7/2024
Project QA Manager	Waverly Braunstein Waverly W. Braunstein 7/25/2025
Project Manager Approval	Kristine Carbonneau Kristine M. Carbonneau 7/25/2025

Nonconformance Report
Lower Neponset River Superfund Site
Remedial Investigation/Feasibility Study
Project No. 60703400

Nonconformance Number:	NC-20241030-01
Document (plan or SOP title and date)	Quality Assurance Project Plan, Addendum 2, Revision 1, October 2024

Activity

- Validation of high-res methods in surface water and fish tissue matrices was performed by ESAT.

Nonconformance

- AECOM did not perform validation of the Phase 2 surface water and fish tissue data for the PCB congener and dioxin/furan methods as outlined in Worksheet #36 of the project quality assurance project plan (QAPP).
- Per Region 1 policy, validation of all HRSM02.1 data is to be performed by ESAT whenever the associated analysis is performed by a contract laboratory program (CLP) laboratory.
- All high-res analysis that was performed by a Tier IV laboratory during Phase 2 was validated by AECOM.

Date of Nonconformance	10/30/2024

Ramifications and Correction Actions

- Future QAPP iterations will denote in Worksheet #36 that the environmental protection agency (EPA) will facilitate validation of high-res methods when a CLP laboratory performs the analysis.
- Validated files provided by Region 1 will be compiled with all other validation performed by AECOM for other methods.

Authorizations	**Name / Signature / Date**
Submitted by	Jared DeSadier 7/28/2025
Project QA Manager	Waverly Braunstein 7/25/2025
Project Manager Approval	Kristine Carbonneau 7/25/2025

Nonconformance Report
Lower Neponset River Superfund Site
Remedial Investigation/Feasibility Study
Project No. 60703400

Nonconformance Number:	NC-20241101-01
Document (plan or SOP title and date)	Quality Assurance Project Plan, Addendum 2, Revision 1, October 2024

Activity

- Number of fish submitted for analysis during fish sampling.

Nonconformance

- The quality assurance project plan (QAPP) specified that five predatory/gamefish and five bottom feeding fish would be targeted within the Phase 1 reach and 10 fish from each species would be targeted within the Phase 2 reach.
- Based on the species composition observed during the first few days of sampling and with the Environmental Protection Agency (EPA) approval, brown bullhead was selected as the target predatory/gamefish species and white sucker was selected as the target bottom feeder species.
- Eight brown bullhead were submitted for analysis from the Phase 1 reach, which was above the targeted number of 5 specific in the QAPP. One brown bullhead was also submitted to the laboratory from Phase 1 and put on hold due to its small size and uncertainty in whether it would have sufficient tissue mass for the complete analyte list.
- Nine brown bullhead were submitted for analysis from the Phase 2 reach, which is below the targeted number of 10 specified in the QAPP. Three brown bullhead were also submitted to the laboratory from Phase 2 and put on hold due to their small size and uncertainty in whether they would have sufficient tissue mass for the complete analyte list.
- Eight white sucker were submitted for analysis from the Phase 1 reach, which was above the targeted number of 5 specified in the QAPP.
- Six white sucker were submitted for analysis from the Phase 2 reach, which is below the targeted number of 10 specified in the QAPP.

Date of Nonconformance	11/01/2024

Ramifications and Correction Actions

- There were two data quality objectives for the fish tissue: 1) to collect fish at select locations throughout the entire 3.7-miles of the Site to develop a fish tissue dataset that can be used to support the comprehensive Remedial Investigation/Feasibility Study (RI/FS) for the 3.7-mile Site, include a risk assessment, that will be completed in the future, and 2) to collect fish at select locations throughout the entire 3.7-miles of the Site to develop a methodology and baseline (pre-remediation) tissue datasets that can be used to support the establishment of a post-remediation monitoring plan in the future, if needed.
- Data quality ramifications related to the first objective include the number of samples that can be used to calculate upper confidence limits (UCLs) when a risk assessment is conducted in the future. A minimum of eight samples is typically used to calculate UCLs. There are at least eight samples for brown bullhead in both reaches and white sucker from the Phase 1 reach. However, there are less than eight samples for white sucker from the Phase 2 reach.

- There are no data quality ramifications related to the second objective. The fish sampling allowed for the development of sampling methods and produced data that can be used as a baseline dataset that could be used to establish a post-remediation plan in the future, if needed.
- The non-conformance reflects that fish collection is uncertain and unpredictable. Factors contributing to the uncertainty may include:
  - low fish populations
  - low diversity of fish
  - small sizes of fish
  - limited areas of suitable habitat for larger fish
  - high mass requirements
  - no previous studies on fish populations at the site
- Corrective actions included trying many methods of fishing and extending the duration of the sampling.
  - Gillnets, trot lines, backpack electrofishing, and rod and reel fishing were attempted. Hoop nets, seines, and fyke nets were also made available, but those methods were not attempted because they did not coincide with the habitats and species observed on site. Ultimately, trot lines were found to be the most effective method.
  - The sampling duration was tentatively planned for two weeks (10 days). The sampling duration was extended to 15.5 days.
- Despite the corrective actions, the targeted number of fish were not caught in the Phase 2 reach.

Authorizations	**Name / Signature / Date**
Submitted by	Gemma Kirkwood  7/31/2025
Project QA Manager	Waverly Braunstein 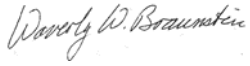 8/16/2025
Project Manager Approval	 Kristine Carbonneau 8/28/2025

AECOM

Nonconformance Report
Lower Neponset River Superfund Site
Remedial Investigation/Feasibility Study
Project No. 60703400

Nonconformance Number:	NC-20241217-01
Document (plan or SOP title and date)	Quality Assurance Project Plan Addendum 2, Revision 1, October 2024, Appendix D Sampling Approach Memo

Activity

- Sediment sample collection

Nonconformance

- Sediment samples collected by OSI in pools 1, 2, 3a, 3b, 4a, 4b, 4c, and 4d (grab station locations) were obtained without obtaining water depths. The need for water depths was not discussed with the OSI field team. Water depth is required for vibracoring stations to determine the length of liner/piping that is needed to penetrate to the proposed sampling depth. When using grab equipment, the water depth is irrelevant to the sampler, therefore the OSI field team did not collect water depths at grab stations.

Date of Nonconformance	October 2024

Ramifications and Correction Actions

- The depth of water in the Neponset River fluctuates based on many factors: rain, flood control actions, dam height, evaporation, etc. The water depth measured at the time of sampling would have been a snapshot in time and not indicative of the water depth that might be found upon revisiting the same station location.
- No ramification to sample integrity is expected from this nonconformance.
- Subcontractors and all field staff must be provided with the project documentation in advance, so all understand the complete scope of work to be performed.

Authorizations	**Name / Signature / Date**
Submitted by	Paula Winchell  12/17/2024
Project QA Manager	Waverly Braunstein  7/25/2025
Project Manager Approval	Kristine Carbonneau  7/25/2025

Nonconformance Report
Lower Neponset River Superfund Site
Remedial Investigation/Feasibility Study
Project No. 60703400

Nonconformance Number:	NC-20241217-02
Document (plan or SOP title and date)	Quality Assurance Project Plan Addendum 2, Revision 1, October 2024, Appendix D Sampling Approach memo

Activity

- Sediment sample collection

Nonconformance

- Sediment samples collected by OSI in pools 1, 2, 3a, 3b, 4a, 4b, 4c, and 4d were obtained for the most part utilizing a post hole digger rather than a petite ponar or other type of grab to penetrate the heavy vegetation and/or organic matter (leaf litter, etc) and gravel encountered at the sediment surface. They made several unsuccessful attempts with a petite ponar grab early in the project and it would not penetrate the surficial obstacles (gravel, vegetation, etc).

Date of Nonconformance	October 2024

Ramifications and Correction Actions

- Samples were obtained at all proposed locations which would have otherwise been abandoned due to the number of unsuccessful attempts in primary and secondary locations.
- All samples were examined for completeness – surface sediment intact and penetration to six inches below the surface before being added to the pan for sample processing.
- All sampling gear was decontaminated between stations.
- No ramification to sample integrity is expected from this nonconformance.
- No corrective actions are needed.

Authorizations	**Name / Signature / Date**
Submitted by	Paula Winchell  12/17/2024
Project QA Manager	Waverly Braunstein  7/25/2025
Project Manager Approval	Kristine Carbonneau  7/25/2025

Nonconformance Report
Lower Neponset River Superfund Site
Remedial Investigation/Feasibility Study
Project No. 60703400

Nonconformance Number:	NC-20250510-01
Document (plan or SOP title and date)	Quality Assurance Project Plan Addendum 2, Revision 1, October 2024, Appendix D Sampling Approach memo

Activity

- High-flow surface water sampling

Nonconformance

- During the high-flow surface water sampling event no yellow spring instrument (YSI) was rented and therefore no field measurements of dissolved oxygen, oxidation-reduction potential, pH, specific conductance, temperature, or turbidity were made.

Date of Nonconformance	05/10/2025

Ramifications and Correction Actions

- There will not be a comparison of field data from the low-flow event to the high-flow event.
- No ramification to sample integrity is expected from this nonconformance.
- Subcontractors and all field staff must be provided with all project documentation (sample plan and quality assurance project plan) in advance, so all understand the complete scope of work to be performed.

Authorizations	**Name / Signature / Date**
Submitted by	Paula Winchell Paula S. Winchell 7/23/2025
Project QA Manager	Waverly Braunstein Waverly W. Braunstein 8/16/2025
Project Manager Approval	Kristine Carbonneau Kristine A. Carbonneau 8/28/2025

Attachment 9 Field Modifications Log and Reports

Field Modification Form
Lower Neponset River Superfund Site
Remedial Investigation/Feasibility Study
Project No. 60703400

Field Modification Number:	FM-20240716-01
Document (plan or SOP title and date)	Quality Assurance Project Plan, Addendum 1, Revision 1, October 2024 Appendix C Sampling Approach for Floodplain Soils

Activity

- Floodplain soil sampling

Proposed Modification

- On July 2, 2024, the environmental protection agency (EPA) was notified of four soil locations where either sampling was not attempted due to health and safety issues (24D-0007) or where access was not permitted (24D-0096, 24D-0097, 24D-0199).
    - Of the four locations not sampled (see above), EPA agreed to move two locations to between RM 1.6 and 1.7. The locations were assigned IDs 24D-0218 and 24D-0219.
- During reconnaissance, four areas were noted as not feasible for soil sampling. These areas included the following:
    - Near river mile (RM) 2.65 on the North Bank of the river at Bay State Paper property, rip rap, large rocks, and trash would need to be moved with notification to the property owner.
    - Near RM 2.3 on the North Bank where the boat would need to be used to access the location.
    - Near RM 1.65 on the North Bank where the boat would need to be used to access the location.
    - Near RM 1.4 on the South Bank near an industrial property.
- Due to changes in conditions on the river, these locations were re-evaluated for sampling based on current conditions
    - EPA requested moving soil sampling locations to either between RM 1.3 and 1.5 or between RM 1.6 and 1.7.
    - Further reconnaissance showed the access to the area between RM 1.3 and 1.5 was limited due to construction of a new fence.
    - Two soil samples were not collected. The data collected will be evaluated to determine if they meet the data quality objectives (DQOs) from the Quality Assurance Project Plan. If the data do not meet DQOs, this will be noted in the Remedial Investigation report.

Effective Date:	July 16, 2024

Rationale

- Safety and access prevented sampling a few locations. Two new locations were identified.

Authorizations	**Name / Signature / Date**
Submitted by	Kristen Durocher  08/01/2025

Project QA Manager	Waverly Braunstein 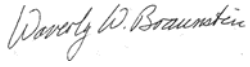 10/01/2025
Project Manager Approval	 10/9/2025
USEPA RPM Approval	Concurrence received via email from Natalie Burgo on July 16, 2024 at 18:07.

Field Modification Form
Lower Neponset River Superfund Site
Remedial Investigation/Feasibility Study
Project No. 60703400

Field Modification Number:	FM-20240716-01
Document (plan or SOP title and date)	Quality Assurance Project Plan, Addendum 2, Revision 1, October 2024 Appendix D Sampling Approach for Sediment in the Phase 2 Reach

Activity

- Sediment sampling

Proposed Modification

- The sediment coring field team had only one core remaining to collect on the final sampling day. To optimize cost for rental of the vessel and subcontractor day rates, AECOM recommended collecting three additional sediment cores.

Effective Date:	October 17, 2024

Rationale

- The original sampling plan included a 250-foot safety buffer upstream of the Walter Baker Dam. The flows in the river during sampling were such that the vessel operators felt confident they could safely core an additional 100 feet downstream.
- The historic data included PCBs in this area but additional cores were needed on the north side of the thalweg where bathymetry suggests that sediment accretion had been occurring.
- The filling of data gaps in this area would help the nature and extent determination in this most downstream reach.

Authorizations	**Name / Signature / Date**
Submitted by	Kristen Durocher 07/31/2025
Project QA Manager	Waverly Braunstein Waverly W. Braunstein 09/24/2025
Project Manager Approval	10/9/25
USEPA RPM Approval	Concurrence received via email from Natalie Burgo on October 17, 2024 at 15:57.

Field Modification Form
Lower Neponset River Superfund Site
Remedial Investigation/Feasibility Study
Project No. 60703400

Field Modification Number:	FM-20250422-01
Document (plan or SOP title and date)	Quality Assurance Project Plan, Addendum 2, Revision 1, October 2024 Appendix D Sampling Approach for Sediment in the Phase 2 Reach

Activity

- High-flow surface water sampling

Proposed Modification

- EPA requested via email on April 8, 2025 that one of the five surface water sampling locations be removed from the sampling plan due to budget constraints. All five locations were sampled during the low-flow event but with this change only four would be sampled during the high-flow event.
- AECOM reviewed the data from the low-flow sampling event and the rationale for each sampling location.
- AECOM recommended eliminating Station 0003 just above the Pine Tree Brook confluence.

Effective Date:	April 22, 2025

Rationale

- Station 0003 was recommended for elimination as the data from that sampling point could be covered by data from the three stations surrounding that location (i.e., Station 0002 upstream of this location, Station 0005 downstream of this location, and Station 0004 withinputs from Pine Tree Brook). Station 0003 is located at RM 0.25, established at the Central Avenue Bridge, just above the confluence of Pine Tree Brook.
- The rationale for the inclusion of the remaining four stations (Station 001, 002, 004, and 005) is provided below.
    - 24B-0001 is located immediately downstream of the outfall at river mile (RM) 2.77, upstream of the T&H Dam. While the Phase 1 reach was sampled previously, the data quality objective did not address the potential inputs to the river during higher flows. Revisiting this location will provide:
        - conditions in the river upstream of the Phase 1 Reach, and
        - a measure of potential input from the outfall.
        - The highest concentrations of COCs in surface water during low-flow sampling were detected at this location
    - 24B-0002 is located at RM 1.55. The inflow from this point is immediately upstream of Blue Hills Avenue. Ocean Surveys, Inc. noted the inflow of an unnamed tributary or “aqueduct” during the site reconnaissance.
    - 24B-0004 is located in Pine Tree Brook where the confluence with the Lower Neponset River at RM 0.23. The sampling location was established within 20 feet of the confluence with access from the Neponset Trail. Concentrations were low to non-detect during the low-flow sampling round and it would be important to see if anything mobilizes at higher flow.

○ 24B-0005 is located directly upstream of the Walter Baker Chocolate Dam at RM 0.00. The concentrations during low-flow sampling round were relatively low compared to the other sampling Stations. Station 0005 is the only sampling location downstream of the confluence of the Pine Tree Brook, and is located in an area of the River where PCBs were detected in high concentration during sediment samling.	
Authorizations	**Name / Signature / Date**
Submitted by	Kristen Durocher  07/31/2025
Project QA Manager	Waverly Braunstein  09/24/2025
Project Manager Approval	 10/9/25
USEPA RPM Approval	Concurrence received via email from Natalie Burgo on April 22, 2025 at 11:28.