REGION 5 RAC2

REMEDIAL ACTION CONTRACT FOR

Remedial, Enforcement Oversight, and
Non-Time Critical Removal Activities at Sites of Release
or Threatened Release of Hazardous Substances in Region 5

2011 SOURCE AREA INVESTIGATION
Ten-Mile Drain Site
Data Summary Report
St. Clair Shores, Michigan

WA No. 107-RICO-B5BP/Contract No. EP-S5-06-01

January 2012

PREPARED FOR

U.S. Environmental Protection Agency

PREPARED BY

CH2M HILL

FOR OFFICIAL USE ONLY

FINAL
2011 SOURCE AREA INVESTIGATION
DATA SUMMARY REPORT

TEN-MILE DRAIN SITE

St. Clair Shores, Michigan

WA No. 107-RICO-B5BP / Contract No. EP-S5-06-01

January 2012

Contents

Acronyms and Abbreviations ..... **v**
1 Introduction **1-1**
1.1 Objective 1-1
1.2 Site Background 1-1
1.3 Contaminants of Concern 1-4
2 Physical Setting **2-1**
2.1 Topography 2-1
2.2 Geology and Soils 2-1
2.3 Hydrogeology 2-1
2.4 Storm Drain Hydraulics 2-1
3 Field Methods **3-1**
3.1 Utility Corridor Investigation 3-1
3.1.1 Utility Locating 3-1
3.1.2 Soil Sample Collection 3-1
3.1.3 Utility Corridor Water Sample Collection 3-2
3.1.4 Sanitary Sewer and TMD Lines Water Sample Collection 3-2
4 Findings **4-1**
4.1 Ten-Mile Drain Corridor 4-1
4.1.1 Soil Samples, 0 to 3 feet bgs 4-1
4.1.2 Soil Samples, 3 to 10 feet bgs 4-1
4.1.3 Soil Samples 10 to 20 feet bgs 4-1
4.1.4 TMD Utility Corridor Water Samples 4-2
4.2 Adjoining/Intersecting Water Main and Sanitary Sewer Utility Corridors 4-2
4.2.1 Soil Samples, 0-3 feet bgs 4-2
4.2.2 Soil Samples, 3 to 10 feet bgs 4-2
4.2.3 Soil Samples, 10 to 20 feet bgs 4-3
4.2.4 Water Main and Sanitary Utility Corridors Water Samples 4-3
4.3 Utility Samples 4-3
4.4 Additional Sample Locations 4-3
5 Conclusions **5-1**
6 References **6-1**

Tables

1 PCB Concentrations – Soil/Sediment
2 PCB Concentrations – Water

Figures

1 General Site Location
2 Sample Location Map
3-5 Sample Location Close-ups
6 Water Sample Locations

7 PCB Concentrations 0 to 3 feet Below Ground Surface Soil
8 PCB Concentrations 3 to 10 feet Below Ground Surface Soil
9 PCB Concentrations 10 to 13 feet Below Ground Surface Soil
10 PCB Concentrations 13 to 15 feet Below Ground Surface Soil
11 Soil Borings: Highest PCB Concentrations – Ten Mile Drain Utility Corridor
12 Soil Borings: Highest PCB Concentrations – Water Utility Corridor
13 Soil Borings: Highest PCB Concentrations – Sanitary Sewer Corridor
14 Manhole Vault Locations
15 PCB Migration Model
16 PCB Migration Model – Cross Sectional View

Appendices

A Cross Sections
B PCB Analytical Data
C Boring Logs

Acronyms and Abbreviations

bgs	below ground surface
CIPP	cured-in-place pipe
ECT	Environmental Consulting & Technology
MCPWO	Macomb County Public Works Office
MDEQ	Michigan Department of Environmental Quality
NPL	National Priorities List
NRCS	Natural Resources Conservation Service
ppb	parts per billion
ppm	parts per million
PCB	Polychlorinated Biphenyl
SAI	Source Area Investigation
SAP	Sampling Action Plan
TMD	Ten-Mile Drain
TSCA	Toxic Substance Control Act
USACE	U.S. Army Corps of Engineers
USEPA	U.S. Environmental Protection Agency

SECTION 1

Introduction

This Data Evaluation Summary Report presents the findings of the Source Area Investigation (SAI) conducted in April and May 2011 at the Ten-Mile Drain (TMD) Site in St. Clair Shores, Michigan. This Data Evaluation Summary Report is being submitted pursuant to the statement of work received on July 27, 2010. The work is being conducted in accordance with Work Assignment No. 107-RICO-B5BP under Contract No. EP-S5-06-01. (CH2M HILL, 2010)

1.1 Objective

The overall objective of the SAI was to investigate the source of polychlorinated biphenyls (PCBs) that continue to recontaminate the TMD and the Lange and Revere Street Canals in order to support the selection of a remedy that can be implemented by the U.S. Environmental Protection Agency (USEPA) to mitigate future PCB impact to the TMD system. In order to meet this objective, CH2M HILL reviewed historical documentation (including aerial photographs and Sanborn fire insurance maps), previous investigation reports, public utility maps, public tips or leads on dumping, and known data gaps from previous investigations to identify potential sampling locations (CH2M HILL, March 2011). Previous investigations assessed properties and areas of concern located adjacent to the TMD system. Therefore, the SAI was focused within utility corridors (sanitary sewer, 12-inch and 24-inch water mains) that crossed the TMD utility corridor which potentially provide preferential pathways for PCB contamination to migrate into the TMD. If contamination was present within utility corridors crossing the TMD system, the contamination could be traced back to the potential source area. The SAI also included additional investigation along the TMD utility corridor.

1.2 Site Background

The site is located in a mixed commercial/residential area in St. Clair Shores, Macomb County, Michigan. The majority of the TMD study area encompasses a several-block area bounded by Bon Brae Street on the north, Harper Avenue on the west, Ten Mile Road on the south, and Jefferson Avenue on the east, along with the TMD outfall and the Lange and Revere Street Canals. The SAI expanded the investigation, based on the review of previous investigations and known data gaps, north along Harper Avenue to Frazho Street and west of Harper Avenue on Bon Brae Street several blocks. The TMD system and SAI area are depicted on Figure 1.

History of Removal Activities and Investigations (2001-2006)

In July 2001, sediment samples were collected by the Macomb County Public Works Office (MCPWO) as part of a permit application process for a proposed dredging project in the Lange and Revere Street Canals. The analytical results were submitted to the U.S. Army Corps of Engineers (USACE) and based on the elevated levels of PCBs in the sediment, the USACE notified the Michigan Department of Environmental Quality (MDEQ). In December

2001, the MDEQ conducted an investigation of the TMD system and confirmed there was an upstream source of PCB contamination in the drain. As a result of MDEQ's investigation, the MCPWO sampled and confirmed the presence of PCBs in both the Lange and Revere Street Canals and TMD system.

The USEPA removal program initiated a time-critical removal action in August 2002 and completed work at the site on July 16, 2004. During this time frame, high concentrations of PCB-contaminated sediments were removed from the TMD system and the Lange and Revere Street Canals. All waste was transported for disposal at approved offsite facilities. The USEPA completed the following activities as part of the time-critical removal action:

- Developed and implemented a site-specific Health and Safety Plan and an Air Monitoring Plan.
- Developed and implemented a Site Security Plan which included guard services, installation of signs on gates and temporary fencing.
- Dewatered the TMD System and removed all sediments via confined space entry and high-pressure Jet-vacuum truck.
- Constructed an onsite water treatment system and treated approximately 2.5 million gallons of contaminated water. Water treatment operation included the dewatering of the Wahby Park Pond, located approximately 200 feet south of the Revere Street Canal, and sampling of the sediments.
- Installed sheet piling to create excavation cells and replaced any sections of sea walls that failed after dewatering due to removal activities.
- Excavated all known areas with sediments initially identified with PCBs at levels exceeding 10 milligrams per kilogram, parts per million (ppm), from the Revere and Lange Street Canals. The performance standard goal for this removal action was to remove sediments in each area to below 1 ppm.
- Developed and implemented a confirmation sampling plan during the excavation phase of the project. In the event that the confirmatory sampling demonstrated that the performance standard goal of 1 ppm was not met, additional excavation and confirmatory sampling was required.
- Disposed offsite all PCB-contaminated sediments and any other hazardous substances or pollutants or contaminants at a USEPA-approved disposal facility in accordance with the USEPA Off-Site Rule (40 CFR § 300.440).
- Restored any areas damaged due to USEPA's actions.

In total, USEPA disposed of approximately 5,900 tons of Toxic Substance Control Act (TSCA) regulated materials (containing greater than 50 ppm PCBs) and 18,000 tons of non-TSCA regulated materials (containing less than 50 ppm PCBs). In April 2004, MCPWO completed the re-cleaning of the drain and the outfall area where the TMD discharges into the Lange and Revere Street Canals.

In June 2004, MCPWO initiated quarterly PCB sampling inside TMD. PCBs were present at levels as high as 1.3 milligrams per liter (ppm) in water samples collected from inside TMD and at the time were believed to be residual contamination. In July 2004, MCPWO initiated

a Phase I-type assessment of the Harper Avenue and Bon Brae Street area. In September 2004, MCPWO completed the second round of quarterly PCB sampling and detected PCBs in sediment at the outfall of TMD at 770 ppm. In December 2004, MCPWO conducted the third round of PCB sampling and detected PCBs at levels as high as 17,000 ppm inside TMD. MCPWO then initiated sampling of the backfill soils surrounding TMD to assess if a source of PCBs in the backfill material was re-contaminating the drain. Results indicated that PCBs were present in backfill surrounding the TMD at levels as high as 41,000 ppm. In January 2005, MCPWO collected sediment samples from inside TMD near the intersection of Harper Avenue and Bon Brae Street and detected PCBs at levels as high as 200,000 ppm.

In May 2005, USEPA and MDEQ installed 64 additional soil borings in the TMD study area to better define the extent of PCB contamination. PCBs were detected in the sand and gravel backfill surrounding the TMD and appeared centered in the area near the intersection of Harper Avenue and Bon Brae Street. The May 2005 investigation also identified one surface soil area contaminated with PCBs at approximately 800 ppm. In the spring and summer of 2006, USEPA conducted another removal action to address the near surface soil contamination. The following activities were completed during the 2006 removal action:

- Removal and restoration of shallow surface soils containing low-level PCB concentrations.
- Repair of sea walls.
- Removal of sediment from a portion of the sewer system.
- Installation of monitoring wells and a large trap to collect contaminated sediment at the TMD outfall.
- A portion of the sewers along Bon Brae Street and Harper Avenue were lined with cured-in-place pipe (CIPP) to attempt to impede PCB infiltration into TMD.

City of St. Clair Shores and USEPA Removal Activities (2007-2011)

In the fall of 2007, MDEQ provided a $500,000 grant to the City of St. Clair Shores for further investigation and cleanup efforts. The City of St. Clair Shores hired Environmental Consulting & Technology (ECT) as its contractor. Four primary tasks were performed under this grant: environmental sampling to monitor the conditions in and around TMD; installation and maintenance of monitoring wells along TMD; cleaning contaminated sediment from portions of TMD; and installation of two weirs within TMD to slow the migration of PCBs to Lake St. Clair. The weirs are half-circle metal structures approximately two feet high that act like small dams to collect PCB oil and contaminated sediment before the contaminants migrate into the Lange and Revere Street Canals.

In late 2009, inside the CIPP-lined portion of the sewer located at the Bon Brae Street and Harper Avenue intersection, ECT discovered oil that contained more than 80 percent PCBs (more than 800,000 ppm). The City of St. Clair Shores and ECT asked for assistance from the USEPA in addressing the oil in the drain. The USEPA and the City of St. Clair Shores identified immediate time-critical concerns to mitigate the PCB oil migration down TMD into the Lange and Revere Street Canals. On March 8, 2010, the USEPA mobilized its Superfund Technical Assessment and Response Team and Emergency Response and

Removal Services contractors to the site to initiate removal action activities, which included the following:

- Dewatering and high-pressure jet-vacuuming of the sewer along Bon Brae Street, Harper Avenue and Jefferson Avenue to remove PCB oil and sediment.
- Stabilization, transportation, and disposal of the PCB-contaminated materials.
- Installation of temporary weir structures in 15 manhole locations to allow sediment collection points in addition to the two weirs previously installed in the TMD by the City of St. Clair Shores.
- A geophysical survey of the area near TMD where contamination was present, and installation of soil borings and collection of soil samples from suspected source areas.

USEPA proposed the site for the National Priorities List (NPL) in March 2010 and finalized the site on the NPL in September 2010.

After the aforementioned removal activities, the City of St. Clair Shores continued to conduct environmental sampling to monitor conditions behind the 17 weirs in the TMD. Sampling results indicated that high levels of PCB contamination continued to infiltrate into the drain and accumulate behind the weirs from an unknown source.

Based on the sampling results, the USEPA conducted another removal action at the site on February 26, 2011 to remove PCB oil from the drain. Absorbent snares were used to swipe and adsorb the oil that had collected behind the weirs. Six of the 17 weir locations required cleanout. In April 2011, the City of St. Clair Shores, as a part of their environmental monitoring activities, inspected and removed stained snares and placed clean snares behind the weirs where needed. MDEQ's grant to fund the City of St. Clair Shores' investigations and cleanup efforts at the TMD Site expired in September 2011.

1.3 Contaminants of Concern

PCBs are the contaminants of concern in soil, sediment, and water in the TMD study area. Since 2001, PCBs have been known to contaminate the TMD system, the soils and water immediately surrounding the TMD in the utility corridor, and the sediments in the Lang and Revere Street Canals at the outfall of TMD. (USEPA, 2009).

SECTION 2

Physical Setting

This section summarizes the physical setting in the TMD study area based on data collected during the SAI and previous investigations.

2.1 Topography

The TMD study area is relatively flat with little topographic relief. Based upon field global positioning system measurements, the average surface elevation of the TMD study area is approximately 583 feet above mean sea level. The TMD study area slopes to the east-southeast at approximately 5 feet per mile, and does not contain any notable topographical relief features.

2.2 Geology and Soils

The TMD study area is located in an area classified as containing approximately 80 percent (by area) Lenawee Clay, 10 percent Toledo silty clay loam, and 10 percent Del Ray loam soils (Natural Resources Conservation Service [NRCS], 2011). These soils are typical of clayey glaciolacustrine deposits that formed on flats of till-floored lake planes (NRCS, 2011). The majority of soil borings installed during the SAI were installed within the backfill of utility corridors which included: sanitary sewer, 12–inch and 24- inch water mains, and the TMD. The soils observed in the utility corridor borings were either disturbed native soils or imported backfill materials until the native soils beneath the utility corridors were encountered. Soil types encountered in borings installed outside and beneath the utility corridors were consistent with clays and silts identified by the NRCS. The majority of the TMD utility corridor appears to have been backfilled with washed sand and pea gravel (rounded to sub-rounded gravels 3/16 to 3/8 inch in diameter) to depths of 12 to 18 feet below ground surface (bgs). With the exception of the local 12–inch-diameter water main, the other intersecting or adjacent utilities corridors (24-inch water main and sanitary sewer), have been backfilled with bricks, cement, and native materials. The 12-inch-diameter water main was backfilled with imported sandy material.

2.3 Hydrogeology

There is no groundwater aquifer present within 20 feet of ground surface in the TMD study area based on borings installed in native soils located outside the TMD and other utility corridors during the SAI and previous investigations.

2.4 Storm Drain Hydraulics

There is low topographic relief in the vicinity of the TMD study area, and water is continually present within the TMD system. The TMD outfall is 8 feet in diameter and is located in the Lange Street Canal and is always partially submerged in the canal. Wind direction causes water level fluctuations (seiches) along the shoreline of Lake St. Clair. The changes in water levels

directly affect the water levels within the TMD. Under normal conditions, water within the TMD system flows from inland areas to the east out into the Lange and Revere Street Canals. However, on-shore winds cause the water levels to increase in the canals causing water flow in the TMD system to reverse, and water to flow from the canals backward up the TMD system.

TMD is constructed with jointed reinforced concrete pipe, 4 to 6 feet in diameter, located between 6 and 12 feet bgs in the TMD study area. The jointed concrete construction appears to allow water to pass through the joints of the drain causing both infiltration and exfiltration of water in the TMD backfill material to flow into and out of the TMD. Water levels in the transmissive sand and gravel backfill equalize with the water levels inside the drain. Water within the TMD backfill material averaged between 5 and 8 feet bgs. Water levels in each boring are depicted on the cross sections in Appendix A and boring logs in Appendix C.

SECTION 3

Field Methods

The Sampling and Analysis Plan (SAP; CH2M HILL, 2011) outlines the full scope of the SAI. The field methods and sampling approaches described in detail in the SAP are summarized in the following subsections. Deviations from the SAP included collecting water and sediment from inside of TMD and the sanitary sewer utility corridors. Additional water samples were also collected from borings installed in the backfill of the utility corridors. The deviations are discussed in the following subsections. All samples were analyzed by the USEPA mobile laboratory which was located onsite during the SAI. The USEPA mobile lab allowed for a faster turnaround on sample analyses and helped facilitate decisions on the placement of subsequent borings during the SAI.

3.1 Utility Corridor Investigation

The primary focus of the SAI was the utility corridors transecting the TMD utility corridor (sanitary sewer, 12-inch and 24-inch water mains) and the TMD utility corridor itself. The utility corridor investigation was conducted to assess whether utility corridors intersecting the TMD utility corridor were conduits for the migration of PCBs into the TMD utility corridor, or if historical releases into the TMD have resulted in secondary source areas of PCBs within the TMD system. A total of 90 borings were installed during the SAI.

3.1.1 Utility Locating

Native soils within the investigation area are dense semi-impermeable clay to silty clay that does not readily transmit water or other liquids. Therefore, the most likely migration pathway(s) for the PCB contamination found within the TMD is the more transmissive disturbed or fill materials in the backfilled utility corridors. In order to meet the objective of the SAI, borings were installed within the backfill of the sanitary sewer, TMD, and water main utility corridors. Michigan's MISS DIG utility locate service was contacted and all known utilities were marked by the MISS DIG contractors at each boring location. A private utility locator conducted ground penetrating radar surveys at the original 50 proposed boring locations to confirm the MISS DIG locates, identify unmarked or unknown lines, and if possible, identify potential anomalies requiring additional investigation. Prior to installing direct-push borings, the utilities were also located by installing borings by hand (hand augering) to provide another level of security for the workers drilling adjacent to active utility lines, to ensure placement of the borings within the utility corridors, and to pre-screen the materials within the utility corridors for visual evidence of contamination.

3.1.2 Soil Sample Collection

Soil sampling within the utility corridors was performed using a hydraulic direct-push technology drilling rig to collect undisturbed soil cores. The SAP had identified 50 potential boring locations and indicated more boring locations may be added based upon results obtained from the initial boring locations. A total of 90 soil borings were installed during the SAI.

Continuous soil cores were collected from each boring. The sampling frequency for each soil core was every other 1-foot interval starting with the 0- to 1-foot bgs interval. Each sample was analyzed for PCBs. Soil borings were advanced into native materials underlying the utility corridors, and samples were collected above and below the native soil interface to assess the extent that native soils have been impacted beneath the utility corridors. Soil descriptions from each boring and the depth that water was encountered were recorded on individual boring logs. The boring Logs are included in Appendix C. Soil boring and water sample locations are shown on Figures 2 through 5.

If a sample from a predetermined interval could not be collected due to minimal recovery from that interval or lack of sufficient sample material due to the presence of debris, concrete, or gravel, etc., an adjoining interval, containing sufficient sample material, was collected as an alternative. Additional intervals were collected from locations outside of the predetermined frequency when field staff observed intervals of potentially contaminated soil, based on visual observations (staining or sheen).

3.1.3 Utility Corridor Water Sample Collection

Water samples were collected from within the backfill of the utility corridors in 32 soil borings using a temporary stainless steel well screen and low-flow sampling methods outlined in the SAP. The SAP indicated that 20 water samples would be collected during the investigation. Due to the installation of 40 additional borings, 12 additional water samples were collected.

A total of 24 water samples were collected from the TMD, five samples from the 12-inch water main and three samples from the 24-inch water main utility corridors. The sanitary sewer lines are backfilled with clay and did not yield enough water to collect samples for PCB analysis. All water samples were analyzed for PCBs. Water sample locations are shown on Figure 6, and PCB analytical results are summarized in Table 2.

3.1.4 Sanitary Sewer and TMD Lines Water Sample Collection

Collecting water samples inside the sanitary sewer and TMD lines was outside of the scope of work outlined in the SAP. During investigation activities, crews working for the City of St. Clair Shores were cleaning out the sanitary sewer lines within the TMD study area. A black-stained, solidified piece of material, roughly 12 inches in diameter, was found by CH2M HILL personnel in the green space along the roadway on Bon Brae Street west of Harper Avenue. The material was subsequently sampled by CH2M HILL and contained PCBs at a concentration of 190 ppm. An additional sediment and water sample were collected from inside the sanitary sewer manhole at the Bon Brae Street and Harper Avenue intersection. A water sample was also collected from inside the sanitary sewer manhole at the intersection of Frazho Street and the alley west of Harper Avenue, and a water sample was collected from inside TMD at the manhole near the intersection of Bon Brae Street and Bon Brae Court.

SECTION 4

Findings

A total of 416 soil samples and 32 water samples were collected from 90 borings installed in the TMD, sanitary sewer, and water utility corridors during the SAI. Two water samples and one sediment sample were collected from inside the sanitary sewer, and one water sample was collected from within a catch basin that leads to TMD. Four soil samples were collected from two borings installed on Sunnydale Street east of Harper Avenue.

Soil samples within the 0 to 3, 3 to 10, and 10 to 20 feet bgs intervals are discussed in the following subsections. Figures 7-10 depict PCB concentrations by depth interval. Figures 11-13 depict the highest PCB concentration for each boring separated by utility corridor.

All soil/sediment and water samples were analyzed for PCBs. Analytical data is summarized in Table 1 (soil/sediment) and Table 2 (water). Conceptual subsurface cross-sections are included in Appendix A. The laboratory analytical data sheets are included in Appendix B.

4.1 Ten-Mile Drain Corridor

A total of 267 soil samples and 25 water samples were collected from 57 borings installed in the TMD utility corridor. Figure 11 depicts the highest PCB concentration from each boring installed in the TMD utility corridor.

4.1.1 Soil Samples, 0 to 3 feet bgs

A total of 134 samples were collected from 0 to 3 feet bgs in the TMD utility corridor. A total of 119 samples did not exceed 1 ppm PCBs. Thirteen samples contained between 1 and 10 ppm PCBs and two samples contained between 10 and 1,000 ppm PCBs. The highest concentration of PCBs in the samples collected from 0 to 3 feet bgs was in boring TMD-070 (450 ppm) located near the intersection of Bon Brae Street and Harper Avenue near manhole vault J01. Soil concentrations in the 0 to 3 feet bgs samples are depicted on Figure 7.

4.1.2 Soil Samples, 3 to 10 feet bgs

A total of 58 soil samples were collected from 3 to 10 feet bgs in the TMD utility corridor. Forty-seven samples did not exceed 1 ppm PCBs. Seven samples contained between 1 and 10 ppm PCBs and four samples contained between 10 and 1,000 ppm PCBs. The highest concentration of PCBs in the samples collected from 3 to 10 feet bgs was in boring TMD-055 (170 ppm) located near the intersection of Bon Brae Street and Harper Avenue near manhole vault M7179. Soil concentrations in the 3 to 10 feet bgs samples are depicted on Figure 8.

4.1.3 Soil Samples 10 to 20 feet bgs

A total of 75 soil samples were collected from 10 to 20 feet bgs in the TMD utility corridor. Fifty samples did not exceed 1 ppm PCBs. Ten soil samples contained between 1 and 10 ppm, and 21 samples contained greater than 10 ppm PCBs. The highest concentrations of PCBs in the samples collected from 10 to 20 feet bgs were in borings TMD-53 (66,000 ppm) and TMD-68 (39,000 ppm) located near the intersection of Bon Brae Street and Harper

Avenue near manhole vaults M7179 and J01, respectively. Soil concentrations in the 10 to 20 feet bgs samples are depicted on Figures 9 and 10.

4.1.4 TMD Utility Corridor Water Samples

A total of 25 water samples were collected from within the TMD utility corridor. Ten samples were below 5 micrograms per liter, parts per billion (ppb) PCBs, five samples contained PCB concentrations between 5 and 10 ppb, eight samples contained concentrations between 10 and 1,000 ppb, and three samples contained concentrations exceeding 1,000 ppb. The highest concentrations of PCBs in water collected from the TMD utility corridor were from borings TMD-078 (17,000 ppb) located near manhole vault 7183 and TMD-029 (2,300 ppb) located approximately 100 feet east of manhole vault J01. Water sample concentrations are depicted on Figure 6; PCB analytical results are summarized in Table 2.

4.2 Adjoining/Intersecting Water Main and Sanitary Sewer Utility Corridors

A total of 149 soil samples and seven water samples were collected from 36 borings installed in water main and sanitary sewer utility corridors. Five of the borings (085 to 089) were installed near the sanitary sewer on the north side of Bon Brae Street at the approximate location that the former Martin Drain crossed Bon Brae Street to assess if the former Martin Drain had been backfilled with sand or other permeable backfill material. The location where Martin Drain historically crossed Bon Brae Street could not be verified as there was no sand or other distinguishable backfill material identified in borings 085 to 089. The highest PCB concentrations from borings installed in the water main and sanitary sewer utility corridors are depicted on Figures 12 and 13, respectively.

4.2.1 Soil Samples, 0-3 feet bgs

A total of 61 samples were collected from 0 to 3 feet bgs in the water main and sanitary sewer utility corridors. Forty-eight samples did not exceed 1 ppm PCBs. Nine samples contained between 1 and 10 ppm PCBs, four samples contained between 10 and 1,000 ppm PCBs. The highest concentrations of PCBs in the samples collected from 0 to 3 feet bgs in the adjoining/intersecting utility corridors was in boring TMD-025 (300 ppm) located near the intersection of Bon Brae Street and Harper Avenue. Soil concentrations in the 0 to 3 feet bgs samples are depicted on Figure 7.

4.2.2 Soil Samples, 3 to 10 feet bgs

A total of 72 soil samples were collected from 3 to 10 feet bgs in the water main and sanitary sewer utility corridors. Seventy samples did not exceed 1 ppm PCBs. One sample contained between 1 and 10 ppm PCBs; 1 sample contained greater than 10 ppm PCBs. The highest concentrations of PCBs in the samples collected from 3 to 10 feet bgs in the adjoining/intersecting utility corridors were in borings TMD-025 (56 ppm) and TMD-049 (2.1 ppm) located near the intersection of Bon Brae Street and Harper Avenue. Soil concentrations in the 3 to 10 feet bgs samples are depicted on Figure 8.

4.2.3 Soil Samples, 10 to 20 feet bgs

A total of 16 soil samples were collected from 10 to 20 feet bgs in the water main and sanitary sewer utility corridors. None of the 16 samples exceeded 1 ppm. Soil concentrations in the 10 to 20 feet bgs samples are depicted on Figures 9 and 10.

4.2.4 Water Main and Sanitary Utility Corridors Water Samples

A total of seven water samples were collected from within the water and sanitary line utility corridors. There were no detections of PCBs in water sampled from within these corridors. Water sample concentrations are depicted on Figure 6; PCB analytical results are summarized in Table 2.

4.3 Utility Samples

Two sediment and three water samples were collected from inside water, sewer, and/or the TMD utility lines during the SAI.

Sample TMD-048/MH was collected from a solid piece of black-stained material located at the surface near a sanitary sewer manhole during sanitary sewer cleaning activities. The sanitary sewer manhole is located near TMD manhole M7178. The sample contained a PCB concentration of 190 ppm. Sediment and water were collected at TMD-063, a sanitary sewer manhole, located near TMD manhole M7178. The sediment sample contained 39 ppm PCBs, and the water sample did not contain detectable concentrations of PCBs. Additional water samples were collected from locations TMD-077 (sanitary sewer) located at the intersection of Frahzo Street and the alley west of Harper Avenue and TMD-091 (storm sewer lead to TMD) located on Bon Brae Court. Neither sample had detectable concentrations of PCBs.

4.4 Additional Sample Locations

Four soil samples were collected from two borings installed on Sunnydale Street east of Harper Avenue. The samples were collected to assess whether PCBs were present on adjacent side streets. No PCBs were detected in the two samples collected on Sunnydale Street.

SECTION 5

Conclusions

The primary focus of the SAI was the utility corridors transecting the TMD utility corridor (sanitary sewer, 12-inch and 24-inch water mains) and the TMD utility corridor itself. The utility corridor investigation was conducted to assess whether utility corridors intersecting the TMD utility corridor were conduits for the migration of PCBs into the TMD utility corridor, or if historical releases into the TMD have resulted in secondary source areas of PCBs within the TMD system.

Based on the low PCB concentrations in samples collected from the water main and sanitary sewer utility lines intersecting the TMD utility corridor during the SAI, the water main and sanitary sewer corridors are not conduits for the migration of PCBs or the cause for the recontamination of the TMD system. The highest concentrations of PCBs in the water and sanitary sewer utility corridors are located at borings TMD-025 (300 ppm) and TMD-028 (10 ppm) near the intersection of Bon Brae Street and Harper Avenue (Figure 7). These levels are low compared to 180,000 and 240,000 ppm, the highest concentration of PCBs collected by the City of St. Clair Shores from inside the TMD system.

Historical release(s) into the TMD system likely have resulted in secondary source areas of PCBs within the utility corridor backfill material around the TMD. SAI results indicate that the high PCB concentrations in samples collected from the backfill of the TMD utility corridor are capable of re-impacting the sediment and water inside the TMD. The highest concentrations (greater than 1,000 ppm PCBs) depicted on Figure 9 and Figure 10 are located adjacent to four manhole vaults. In addition, an oily sheen was observed on samples collected adjacent to the four manhole vaults. Two of the vaults are located near the intersection of Bon Brae Street and Harper Avenue (M7179 and J01), and two of the vaults are located east of Harper Avenue on Bon Brae Street at the intersection of Bon Brae Street and E Street (M4335) and between E Street and B Street (M7183). The manhole vaults where greater than 1,000 ppm PCB concentrations were detected and the oily sheen was observed are depicted on Figure 14. The bottoms of the manhole vault structures are lower in elevation than the concrete pipe portions of the TMD system. PCBs, which are denser than water, appear to have accumulated around the bottom of the four vaults. The secondary source areas at the manhole vaults in the TMD utility corridor are conceptually depicted on Figures 15 and 16. The movement of water in and out of the TMD utility corridor through the joints in the piping along Bon Brae Street and Harper Avenue appear to be causing the PCB oil that has accumulated at the bottom of the vaults to continue to re-enter the drain. Figures 15 and 16 depict the potential movement of PCBs from the vault areas in and out of the TMD system.

Potential source areas other than the impacted fill around the TMD vaults were not identified during the SAI. Based on the widespread levels of PCBs in all depth intervals along Bon Brae Street and Harper Avenue, between Bon Brae and Lakeland Streets, it appears that a surficial spill or fill materials contaminated with PCB concentrations capable

of contaminating the TMD backfill in the vicinity of Bon Brae Street and Harper Avenue may have been the original source of the PCB contamination.

SECTION 6

References

CH2M HILL. 2011. *Final Sampling and Analysis Plan, Ten-Mile Drain Site, St. Clair Shores, Michigan, Source Area Investigation*. March.

CH2M HILL. 2010. *Work Plan, Ten-Mile Drain, St. Clair Shores, Michigan. Source Area Investigation.* January.

Environmental Consulting and Technology, Inc. (ECT). 2011. *10 Mile Drain Sampling Summary Memorandum*. January.

Natural Resource Conservation Service (NRCS). 2011. Web Soil Survey. http://websoilsurvey.nrcs.usda.gov/app/WebSoilSurvey.aspx. Accessed June 5, 2011.

U.S. Environmental Protection Agency (USEPA). 2009. *Site Inspection Report for: St. Clair Shores Drain, St. Clair Shores, Michigan 48081. US EPA ID NO: MIN000510063*. December.

U.S. Environmental Protection Agency (USEPA). 2011. National Priority List: Region 5 Cleanup Sites. Ten-Mile Drain Site. http://www.epa.gov/region5/cleanup/tenmiledrain/index.html. Last updated May 26, 2011. Accessed June 5, 2011.

Tables

Table 1
PCB Soil Data

Sample Identificaiton	Investigtion Corridor	Analysis*	Result (mg/Kg)	Flags	Reporting Limits	Units
TMD-SO 001/0-1	A/I	PCBs	0.00	U	0.34	mg/kg
TMD-SO 001/2-3	A/I	PCBs	0.26	U	0.26	mg/kg
TMD-SO 001/4-5	A/I	PCBs	0.39	U	0.39	mg/kg
TMD-SO 001/6-7	A/I	PCBs	0.26	U	0.26	mg/kg
TMD-SO 001/7-8	A/I	PCBs	0.32	U	0.32	mg/kg
TMD-SO 002/0-1	A/I	PCBs	0.36	U	0.36	mg/kg
TMD-SO 002/2-3	A/I	PCBs	0.35	U	0.35	mg/kg
TMD-SO 002/5-6	A/I	PCBs	0.26	U	0.26	mg/kg
TMD-SO 002/6-7	A/I	PCBs	0.34	U	0.34	mg/kg
TMD-SO 003/0-1	A/I	PCBs	0.34	U	0.34	mg/kg
TMD-SO 003/2-3	A/I	PCBs	0.32	U	0.32	mg/kg
TMD-SO 003/4-5	A/I	PCBs	0.40	U	0.40	mg/kg
TMD-SO 003/5-6	A/I	PCBs	0.35	U	0.35	mg/kg
TMD-SO 003/10-11.3	A/I	PCBs	0.35	U	0.35	mg/kg
TMD-SO 003/11.3-12	A/I	PCBs	0.31	U	0.31	mg/kg
TMD-SO 004/0-1	A/I	PCBs	0.36	U	0.36	mg/kg
TMD-SO 004/2-3	A/I	PCBs	0.36	U	0.36	mg/kg
TMD-SO 004/4-5	A/I	PCBs	0.42	U	0.42	mg/kg
TMD-SO 004/6-7	A/I	PCBs	0.33	U	0.33	mg/kg
TMD-SO 004/7-8	A/I	PCBs	0.34	U	0.34	mg/kg
TMD-SO 005/0-1	A/I	PCBs	0.37	U	0.37	mg/kg
TMD-SO 005/2-3	A/I	PCBs	0.30	U	0.30	mg/kg
TMD-SO 005/4-5	A/I	PCBs	0.32	U	0.32	mg/kg
TMD-SO 005/7.2-8.2	A/I	PCBs	0.30	U	0.30	mg/kg
TMD-SO 005/8.2-9.2	A/I	PCBs	0.28	U	0.28	mg/kg
TMD-SO 005/9.2-9.7	A/I	PCBs	0.28	U	0.28	mg/kg
TMD-SO 006/1-2	A/I	PCBs	0.27	U	0.27	mg/kg
TMD-SO 006/2-3	A/I	PCBs	0.33	U	0.33	mg/kg
TMD-SO 006/5-6	A/I	PCBs	0.35	U	0.35	mg/kg
TMD-SO 006/6-7	A/I	PCBs	0.32	U	0.32	mg/kg
TMD-SO 007/0-1	A/I	PCBs	0.33	U	0.33	mg/kg
TMD-SO 007/2-3	A/I	PCBs	0.35	U	0.35	mg/kg
TMD-SO 007/4-5	A/I	PCBs	0.34	U	0.34	mg/kg
TMD-SO 007/4-5D	A/I	PCBs	0.30	U	0.30	mg/kg
TMD-SO 007/6-7	A/I	PCBs	0.33	U	0.33	mg/kg
TMD-SO 007/7-8	A/I	PCBs	0.30	U	0.30	mg/kg
TMD-SO 007/9-10	A/I	PCBs	0.29	U	0.29	mg/kg
TMD-SO 007/11-12	A/I	PCBs	0.33	U	0.33	mg/kg
TMD-SO 008/0-1	A/I	PCBs	0.24	U	0.24	mg/kg
TMD-SO 008/6-7	A/I	PCBs	0.29	U	0.29	mg/kg
TMD0SO 008/6-7D	A/I	PCBs	0.26	U	0.26	mg/kg
TMD-SO 008/7-8	A/I	PCBs	0.29	U	0.29	mg/kg
TMD-SO 009/1-2	A/I	PCBs	0.29		0.29	mg/kg
TMD-SO 009/2-3	A/I	PCBs	0.23	U	0.23	mg/kg
TMD-SO 009/2-3D	A/I	PCBs	0.34	U	0.34	mg/kg
TMD-SO 009/4-5	A/I	PCBs	0.32	U	0.32	mg/kg
TMD-SO 009/5-6	A/I	PCBs	0.31	U	0.31	mg/kg
TMD-SO 009/6-7	A/I	PCBs	0.37	U	0.37	mg/kg
TMD-SO 009/7-8	A/I	PCBs	0.32	U	0.32	mg/kg
TMD-SO 010/0-1	A/I	PCBs	0.56		0.34	mg/kg

Notes:
A/I = Adjoining / Intersecting Corridor
TMD = Ten Mile Drain Corridor
Sample results reported in mg/kg (parts per million)
U - Not detected above reporting limit.
J - Analyte identified in sample, however, reported value is estimated.
* All PCB results reported were as PCB Aroclor 1248, with the exception of TMD - SO 070/14-15 which was reported as PCB Aroclor 1016 and TMD - SO 029/14.1-15, TMD - SO 056/12-13, TMD - SO 078/12-13 and TMD - SO 078/13-14 which were reported as PCB Aroclor 1242.

Table 1
PCB Soil Data

Sample Identificaiton	Investigtion Corridor	Analysis*	Result (mg/Kg)	Flags	Reporting Limits	Units
TMD-SO 010/2-2.5	A/I	PCBs	0.18	J	0.28	mg/kg
TMD-SO 010/6-7	A/I	PCBs	0.34	U	0.34	mg/kg
TMD-SO 010/6-7D	A/I	PCBs	0.25	U	0.25	mg/kg
TMD-SO 010/7-8	A/I	PCBs	0.28	U	0.28	mg/kg
TMD-SO 011/0-1	A/I	PCBs	2.00		0.38	mg/kg
TMD-SO 011/1-2	A/I	PCBs	0.32	U	0.32	mg/kg
TMD-SO 011/5-6	A/I	PCBs	0.28	U	0.28	mg/kg
TMD-SO 011/6-7	A/I	PCBs	0.33	U	0.33	mg/kg
TMD-SO 012/0-1	A/I	PCBs	0.97		0.32	mg/kg
TMD-SO 012/2-3	A/I	PCBs	0.36	U	0.36	mg/kg
TMD-SO 012/5-6	A/I	PCBs	0.38	U	0.38	mg/kg
TMD-SO 012/5-6R	A/I	PCBs	0.29	U	0.29	mg/kg
TMD-SO 012/6-7	A/I	PCBs	0.31	U	0.31	mg/kg
TMD-SO 013/0-1	A/I	PCBs	0.34	U	0.34	mg/kg
TMD-SO 013/2-3	A/I	PCBs	0.29	U	0.29	mg/kg
TMD-SO 013/5-6	A/I	PCBs	0.22	U	0.22	mg/kg
TMD-SO 013/5-6R	A/I	PCBs	0.26	U	0.26	mg/kg
TMD-SO 013/6-7	A/I	PCBs	0.33	U	0.33	mg/kg
TMD-SO 014/0-1	A/I	PCBs	0.32	J	0.38	mg/kg
TMD-SO 014/2-3	A/I	PCBs	0.30	U	0.30	mg/kg
TMD-SO 014/4-5	A/I	PCBs	0.35	U	0.35	mg/kg
TMD-SO 014/6-7	A/I	PCBs	0.32	U	0.32	mg/kg
TMD-SO 014/8-9	A/I	PCBs	0.29	U	0.29	mg/kg
TMD-SO 014/10-11	A/I	PCBs	0.38	U	0.38	mg/kg
TMD-SO 014/10-11R	A/I	PCBs	0.30	U	0.30	mg/kg
TMD-SO 014/12-13	A/I	PCBs	0.34	U	0.34	mg/kg
TMD-SO 014/13-14	A/I	PCBs	0.30	U	0.30	mg/kg
TMD-SO 015/4-5	TMD	PCBs	0.29	U	0.29	mg/kg
TMD-SO 015/5-6	TMD	PCBs	0.38	U	0.38	mg/kg
TMD-SO 015/6-7	TMD	PCBs	0.26	U	0.26	mg/kg
TMD-SO 015/11-12	TMD	PCBs	0.28	U	0.28	mg/kg
TMD-SO 015/12-13	TMD	PCBs	0.25	U	0.25	mg/kg
TMD-SO 015/12-13R	TMD	PCBs	0.27	U	0.27	mg/kg
TMD-SO 016/0-1	TMD	PCBs	3.30		0.34	mg/kg
TMD-SO 016/2-3	TMD	PCBs	130.00		0.36	mg/kg
TMD-SO 016/6-7	TMD	PCBs	4.70		0.39	mg/kg
TMD-SO 016/10-11	TMD	PCBs	0.26	U	0.26	mg/kg
TMD-SO 016/11-12	TMD	PCBs	0.31	U	0.31	mg/kg
TMD-SO 016/12-13	TMD	PCBs	1.00		0.25	mg/kg
TMD-SO 017/0-1	A/I	PCBs	1.30		0.40	mg/kg
TMD-SO 017/2-3	A/I	PCBs	2.10		0.25	mg/kg
TMD-SO 017/6-7	A/I	PCBs	0.32	U	0.32	mg/kg
TMD-SO 017/10-11	A/I	PCBs	0.25	U	0.25	mg/kg
TMD-SO 017/10-11R	A/I	PCBs	0.35	U	0.35	mg/kg
TMD-SO 017/12-13	A/I	PCBs	0.23	U	0.23	mg/kg
TMD-SO 017/13-14	A/I	PCBs	0.30	U	0.30	mg/kg
TMD-SO 018/0-1	TMD	PCBs	0.35	U	0.35	mg/kg
TMD-SO 018/2-3	TMD	PCBs	0.31	U	0.31	mg/kg
TMD-SO 018/6-7	TMD	PCBs	0.29	U	0.29	mg/kg
TMD-SO 018/10-11	TMD	PCBs	0.42	U	0.42	mg/kg
TMD-SO 018/11-12	TMD	PCBs	0.47		0.34	mg/kg
TMD-SO 018/12-13	TMD	PCBs	0.28	U	0.28	mg/kg

Notes:
A/I = Adjoining / Intersecting Corridor
TMD = Ten Mile Drain Corridor
Sample results reported in mg/kg (parts per million)
U - Not detected above reporting limit.
J - Analyte identified in sample, however, reported value is estimated.
* All PCB results reported were as PCB Aroclor 1248, with the exception of TMD - SO 070/14-15 which was reported as PCB Aroclor 1016 and TMD - SO 029/14.1-15, TMD - SO 056/12-13, TMD - SO 078/12-13 and TMD - SO 078/13-14 which were reported as PCB Aroclor 1242.

Table 1
PCB Soil Data

Sample Identificaiton	Investigtion Corridor	Analysis*	Result (mg/Kg)	Flags	Reporting Limits	Units
TMD-SO 019/1-2	TMD	PCBs	0.99		0.28	mg/kg
TMD-SO 019/2-3	TMD	PCBs	3.20		0.30	mg/kg
TMD-SO 019/5-6	TMD	PCBs	0.31		0.31	mg/kg
TMD-SO 019/7-8	TMD	PCBs	1.30		0.36	mg/kg
TMD-SO 019/10-11	TMD	PCBs	2.20		0.35	mg/kg
TMD-SO 019/12-13	TMD	PCBs	0.91		0.25	mg/kg
TMD-SO 019/15-16	TMD	PCBs	0.28	U	0.28	mg/kg
TMD-SO 020/1-2	TMD	PCBs	0.17	J	0.28	mg/kg
TMD-SO 020/2-3	TMD	PCBs	0.25	J	0.27	mg/kg
TMD-SO 020/6-7	TMD	PCBs	2.60		0.34	mg/kg
TMD-SO 020-6-7R	TMD	PCBs	1.60		0.33	mg/kg
TMD-SO 020/10.5-11.5	TMD	PCBs	0.61		0.35	mg/kg
TMD-SO 020/12.2-13.2	TMD	PCBs	0.31	U	0.31	mg/kg
TMD-SO 021/0-1	A/I	PCBs	1.30		0.30	mg/kg
TMD-SO 021/2-3	A/I	PCBs	0.33	U	0.33	mg/kg
TMD-SO 021/4-5	A/I	PCBs	0.34	U	0.34	mg/kg
TMD-SO 021/6-7	A/I	PCBs	0.30	U	0.30	mg/kg
TMD-SO 021/7-8	A/I	PCBs	0.28	U	0.28	mg/kg
TMD-SO 022/0-1	A/I	PCBs	0.43		0.38	mg/kg
TMD-SO 022/2-3	A/I	PCBs	0.33	U	0.33	mg/kg
TMD-SO 022/5-6	A/I	PCBs	0.36	U	0.36	mg/kg
TMD-SO 022/6-7	A/I	PCBs	0.35	U	0.35	mg/kg
TMD-SO 023/1-2	TMD	PCBs	3.30		0.32	mg/kg
TMD-SO 023/2-3	TMD	PCBs	3.20		0.28	mg/kg
TMD-SO 023/6-7	TMD	PCBs	0.32		0.21	mg/kg
TMD-SO 023/6-7R	TMD	PCBs	0.38		0.32	mg/kg
TMD-SO 023/11-12	TMD	PCBs	1.80		0.29	mg/kg
TMD-SO 023/12-13	TMD	PCBs	0.29	U	0.29	mg/kg
TMD-SO 024/1-2	TMD	PCBs	7.20		0.27	mg/kg
TMD-SO 024/2-3	TMD	PCBs	7.10		0.25	mg/kg
TMD-SO 024/6-7	TMD	PCBs	0.80		0.23	mg/kg
TMD-SO 024/12.5-13.5	TMD	PCBs	0.45		0.22	mg/kg
TMD-SO 024/13.5-14.5	TMD	PCBs	0.25	U	0.25	mg/kg
TMD-SO 025/1-2	TMD	PCBs	80.00		0.33	mg/kg
TMD-SO 025/2-3	TMD	PCBs	300.00		0.37	mg/kg
TMD-SO 025/6.3-7.3	TMD	PCBs	56.00		0.28	mg/kg
TMD-SO 025/7.3-8.3	TMD	PCBs	0.63		0.33	mg/kg
TMD-SO 026/1-2	TMD	PCBs	0.20	J	0.34	mg/kg
TMD-SO 026/2-3	TMD	PCBs	1.30		0.35	mg/kg
TMD-SO 026/6-7	TMD	PCBs	1.30		0.33	mg/kg
TMD-SO 026/11.5-12.5	TMD	PCBs	0.34		0.34	mg/kg
TMD-SO 027/1-2	TMD	PCBs	37.00		0.34	mg/kg
TMD-SO 027/2-3	TMD	PCBs	8.70		0.31	mg/kg
TMD-SO 027/6-7	TMD	PCBs	0.34	U	0.34	mg/kg
TMD-SO 027/12-13	TMD	PCBs	75.00		0.36	mg/kg
TMD-SO 027/12-13 R	TMD	PCBs	78.00		0.32	mg/kg
TMD-SO 027/14-15	TMD	PCBs	9.00		0.33	mg/kg

Notes:
A/I = Adjoining / Intersecting Corridor
TMD = Ten Mile Drain Corridor
Sample results reported in mg/kg (parts per million)
U - Not detected above reporting limit.
J - Analyte identified in sample, however, reported value is estimated.
* All PCB results reported were as PCB Aroclor 1248, with the exception of TMD - SO 070/14-15 which was reported as PCB Aroclor 1016 and TMD - SO 029/14.1-15, TMD - SO 056/12-13, TMD - SO 078/12-13 and TMD - SO 078/13-14 which were reported as PCB Aroclor 1242.

Table 1
PCB Soil Data

Sample Identificaiton	Investigtion Corridor	Analysis*	Result (mg/Kg)	Flags	Reporting Limits	Units
TMD-SO 028/1-2	TMD	PCBs	10.00		0.29	mg/kg
TMD-SO 028/2-3	TMD	PCBs	0.32	J	0.35	mg/kg
TMD-SO 028/6-7	TMD	PCBs	0.35	U	0.35	mg/kg
TMD-SO 028/11-12	TMD	PCBs	0.31	J	0.31	mg/kg
TMD-SO 028/11-12 R	TMD	PCBs	0.30	U	0.30	mg/kg
TMD-SO 028/12-13	TMD	PCBs	0.35	U	0.35	mg/kg
TMD-SO 029/1-2	TMD	PCBs	5.40		0.30	mg/kg
TMD-SO 29/2-3	TMD	PCBs	0.24	J	0.28	mg/kg
TMD-SO 029/6-7	TMD	PCBs	0.26	U	0.26	mg/kg
TMD-SO 029/14.1-15	TMD	PCBs	10.00		0.30	mg/kg
TMD-SO 030/1-2	TMD	PCBs	2.00		0.28	mg/kg
TMD-SO 030/2-3	TMD	PCBs	0.25	U	0.25	mg/kg
TMD-SO 030/5-6	TMD	PCBs	0.30	U	0.30	mg/kg
TMD-SO 030/6-7	TMD	PCBs	0.23	U	0.23	mg/kg
TMD-SO 030/6-7 R	TMD	PCBs	0.30	U	0.30	mg/kg
TMD-SO 030/12-13	TMD	PCBs	1.50		0.36	mg/kg
TMD-SO 030/14.2-15	TMD	PCBs	0.00	U	0.36	mg/kg
TMD-SO 031/1-2	A/I	PCBs	0.41		0.31	mg/kg
TMD-SO 031/2-3	A/I	PCBs	0.35	U	0.35	mg/kg
TMD-SO 031/2-3 R	A/I	PCBs	0.36	U	0.36	mg/kg
TMD-SO 031/4-5	A/I	PCBs	0.30	U	0.30	mg/kg
TMD-SO 031/5-6	A/I	PCBs	0.81		0.38	mg/kg
TMD-SO 032/1-2	TMD	PCBs	2.10		0.31	mg/kg
TMD-SO 032/2-3	TMD	PCBs	0.26	U	0.26	mg/kg
TMD-SO 032/5-6	TMD	PCBs	0.29	U	0.29	mg/kg
TMD-SO 032/6-7	TMD	PCBs	0.23	U	0.23	mg/kg
TMD-SO 032/14-15	TMD	PCBs	0.36	U	0.36	mg/kg
TMD-SO 033/1-2	TMD	PCBs	1.30		0.28	mg/kg
TMD-SO 033/2-3	TMD	PCBs	0.26	U	0.26	mg/kg
TMD-SO 033/2-3 R	TMD	PCBs	0.32	U	0.32	mg/kg
TMD-SO 033/6.9-7.9	TMD	PCBs	0.27	U	0.27	mg/kg
TMD-SO 033/7.9-8.9	TMD	PCBs	0.34	U	0.34	mg/kg
TMD-SO 034/1-2	TMD	PCBs	0.22	J	0.20	mg/kg
TMD-SO 034/2-3	TMD	PCBs	0.36	U	0.36	mg/kg
TMD-SO 035/1-2	TMD	PCBs	0.63		0.28	mg/kg
TMD-SO 035/2-3	TMD	PCBs	0.23	J	0.29	mg/kg
TMD-SO 035/5-6	TMD	PCBs	0.70		0.27	mg/kg
TMD-SO 035/5-6 R	TMD	PCBs	0.38		0.25	mg/kg
TMD-SO 035/6-7	TMD	PCBs	0.28	U	0.28	mg/kg
TMD-SO 035/13.6-14.6	TMD	PCBs	0.32	U	0.32	mg/kg
TMD-SO 036/1-2	TMD	PCBs	1.60		0.30	mg/kg
TMD-SO 036/2-3	TMD	PCBs	0.25	U	0.25	mg/kg
TMD-SO 036/5-5.5	TMD	PCBs	0.25	U	0.25	mg/kg
TMD-SO 036/13.8-14.8	TMD	PCBs	0.29	U	0.29	mg/kg
TMD-SO 037/1-2	TMD	PCBs	0.28	U	0.28	mg/kg
TMD-SO 037/2-3	TMD	PCBs	0.22	U	0.22	mg/kg
TMD-SO 037/2-3 R	TMD	PCBs	0.23	U	0.23	mg/kg
TMD-SO 037/5-5.9	TMD	PCBs	0.34	U	0.34	mg/kg
TMD-SO 037/7.3-8	TMD	PCBs	0.46		0.36	mg/kg
TMD-SO 037/12.9-13.9	TMD	PCBs	0.51		0.28	mg/kg
TMD-SO 038/1-2	TMD	PCBs	0.27	U	0.27	mg/kg
TMD-SO 038/2.5-3.5	TMD	PCBs	0.22	U	0.22	mg/kg

Notes:
A/I = Adjoining / Intersecting Corridor
TMD = Ten Mile Drain Corridor
Sample results reported in mg/kg (parts per million)
U - Not detected above reporting limit.
J - Analyte identified in sample, however, reported value is estimated.
* All PCB results reported were as PCB Aroclor 1248, with the exception of TMD - SO 070/14-15 which was reported as PCB Aroclor 1016 and TMD - SO 029/14.1-15, TMD - SO 056/12-13, TMD - SO 078/12-13 and TMD - SO 078/13-14 which were reported as PCB Aroclor 1242.

Table 1
PCB Soil Data

Sample Identificaiton	Investigtion Corridor	Analysis*	Result (mg/Kg)	Flags	Reporting Limits	Units
TMD-SO 038/5-6	TMD	PCBs	0.36	U	0.36	mg/kg
TMD-SO 038/13.2-14.2	TMD	PCBs	0.29	U	0.29	mg/kg
TMD-SO 039/1-2	TMD	PCBs	0.37	U	0.37	mg/kg
TMD-SO 039/2-3	TMD	PCBs	0.38	U	0.38	mg/kg
TMD-SO 039/3-4	TMD	PCBs	0.26	U	0.26	mg/kg
TMD-SO 039/4-5	TMD	PCBs	0.26	U	0.26	mg/kg
TMD-SO 039/5-6	TMD	PCBs	0.31	U	0.31	mg/kg
TMD-SO 040/1-2	TMD	PCBs	0.32	U	0.32	mg/kg
TMD-SO 040/2-3	TMD	PCBs	0.30	U	0.30	mg/kg
TMD-SO 040/5-6	TMD	PCBs	0.24	U	0.24	mg/kg
TMD-SO 040/11-12	TMD	PCBs	0.32		0.25	mg/kg
TMD-SO 040/12.1-13.1	TMD	PCBs	0.32	U	0.32	mg/kg
TMD-SO 041/1-2	A/I	PCBs	0.38	U	0.38	mg/kg
TMD-SO 041/2-3	A/I	PCBs	0.32	U	0.32	mg/kg
TMD-SO 041/4-5	A/I	PCBs	0.33	U	0.33	mg/kg
TMD-SO 041/6-7	A/I	PCBs	0.34	U	0.34	mg/kg
TMD-SO 041/7-8	A/I	PCBs	0.32	U	0.32	mg/kg
TMD-SO 041/8-9	A/I	PCBs	0.29	U	0.29	mg/kg
TMD-SO 041/9-10	A/I	PCBs	0.29	U	0.29	mg/kg
TMD-SO 042/1-2	TMD	PCBs	0.20	J	0.27	mg/kg
TMD-SO 042/2-3	TMD	PCBs	0.22	U	0.22	mg/kg
TMD-SO 042/6-7	TMD	PCBs	2.60		0.27	mg/kg
TMD-SO 042/6-7 R	TMD	PCBs	1.60		0.21	mg/kg
TMD-SO 042/11.3-12.1	TMD	PCBs	0.57		0.23	mg/kg
TMD-SO 042/12.5-13.5	TMD	PCBs	0.34	U	0.34	mg/kg
TMD-SO 043/1-2	TMD	PCBs	1.50		0.29	mg/kg
TMD-SO 043/2-3	TMD	PCBs	0.70		0.32	mg/kg
TMD-SO 043/2-3 R	TMD	PCBs	0.47		0.29	mg/kg
TMD-SO 043/6-7	TMD	PCBs	0.29	U	0.29	mg/kg
TMD-SO 043/12.1-13.1	TMD	PCBs	0.66		0.33	mg/kg
TMD-SO 043/13.1-14.1	TMD	PCBs	0.37	U	0.37	mg/kg
TMD-SO 044/1-2	A/I	PCBs	0.33	U	0.33	mg/kg
TMD-SO 044/1-2 R	A/I	PCBs	0.25	U	0.25	mg/kg
TMD-SO 044/2-3	A/I	PCBs	0.32	U	0.32	mg/kg
TMD-SO 045/1-2	A/I	PCBs	0.21	U	0.21	mg/kg
TMD-SO 045/2-3	A/I	PCBs	0.25	U	0.25	mg/kg
TMD-SO 046/1-2	A/I	PCBs	1.80		0.28	mg/kg
TMD-SO 046/2-3	A/I	PCBs	0.28	U	0.28	mg/kg
TMD-SO 046/4-4.8	A/I	PCBs	0.29	U	0.29	mg/kg
TMD-SO 046/6-7	A/I	PCBs	0.28	U	0.28	mg/kg
TMD-SO 046/8-9	A/I	PCBs	0.25	U	0.25	mg/kg
TMD-SO 046/10-11	A/I	PCBs	0.37	U	0.37	mg/kg
TMD-SO 047/1-2	A/I	PCBs	0.30	U	0.30	mg/kg
TMD-SO 047/2-3	A/I	PCBs	0.34	U	0.34	mg/kg
TMD-SO 047/4-5	A/I	PCBs	0.24	U	0.24	mg/kg
TMD-SO 047/6-7	A/I	PCBs	0.31	U	0.31	mg/kg
TMD-SO 048/MH	Utility Line	PCBs	190.00		6.60	mg/kg
TMD-SO 049/1-2	A/I	PCBs	3.50		0.28	mg/kg
TMD-SO 049/2-3	A/I	PCBs	2.70		0.27	mg/kg
TMD-SO 049/5-6	A/I	PCBs	2.10		0.28	mg/kg

Notes:
A/I = Adjoining / Intersecting Corridor
TMD = Ten Mile Drain Corridor
Sample results reported in mg/kg (parts per million)
U - Not detected above reporting limit.
J - Analyte identified in sample, however, reported value is estimated.
* All PCB results reported were as PCB Aroclor 1248, with the exception of TMD - SO 070/14-15 which was reported as PCB Aroclor 1016 and TMD - SO 029/14.1-15, TMD - SO 056/12-13, TMD - SO 078/12-13 and TMD - SO 078/13-14 which were reported as PCB Aroclor 1242.

Table 1
PCB Soil Data

Sample Identificaiton	Investigtion Corridor	Analysis*	Result (mg/Kg)	Flags	Reporting Limits	Units
TMD-SO 049/10-11	A/I	PCBs	0.34	U	0.34	mg/kg
TMD-SO 049/11.5-12.5	A/I	PCBs	0.31	U	0.31	mg/kg
TMD-SO 050/0-1	A/I	PCBs	2.40		0.27	mg/kg
TMD-SO 050/2-2.4	A/I	PCBs	0.36	U	0.36	mg/kg
TMD-SO 050/6-7	A/I	PCBs	0.30	U	0.30	mg/kg
TMD-SO 050/7.5-8.5	A/I	PCBs	0.27	U	0.27	mg/kg
TMD-SO 051/1-2	A/I	PCBs	0.62		0.36	mg/kg
TMD-SO 051/2-3	A/I	PCBs	0.26	U	0.26	mg/kg
TMD-SO 051/5-6	A/I	PCBs	0.27	U	0.27	mg/kg
TMD-SO 051/7-8	A/I	PCBs	0.29	U	0.29	mg/kg
TMD-SO 051/8.5-9.5	A/I	PCBs	0.32	U	0.32	mg/kg
TMD-SO 052/1-2	A/I	PCBs	43.00		2.60	mg/kg
TMD-SO 052/2-3	A/I	PCBs	3.50		0.37	mg/kg
TMD-SO 052/4-5	A/I	PCBs	0.38	U	0.38	mg/kg
TMD-SO 053/1-2	TMD	PCBs	0.28	U	0.28	mg/kg
TMD-SO 053/2-3	TMD	PCBs	0.27	U	0.27	mg/kg
TMD-SO 053/5-6	TMD	PCBs	0.30	U	0.30	mg/kg
TMD-SO 053/5-6 R	TMD	PCBs	0.29	U	0.29	mg/kg
TMD-SO 053/11.5-12.5	TMD	PCBs	0.30	U	0.30	mg/kg
TMD-SO 053/11.5-12.5 R	TMD	PCBs	0.26	U	0.26	mg/kg
TMD-SO 053/12.5-13.5	TMD	PCBs	66,000.00		3,100.00	mg/kg
TMD-SO 053/13.5-14	TMD	PCBs	22,000.00		570.00	mg/kg
TMD-SO 053/14.5-15	TMD	PCBs	39.00		2.30	mg/kg
TMD-SO 054/1-2	TMD	PCBs	0.93		0.35	mg/kg
TMD-SO 054/2-3	TMD	PCBs	1.10		0.30	mg/kg
TMD-SO 054/9-10	TMD	PCBs	0.54		0.24	mg/kg
TMD-SO 054/9-10 R	TMD	PCBs	1.80		0.31	mg/kg
TMD-SO 054/11-12	TMD	PCBs	8.40		0.28	mg/kg
TMD-SO 054/11-12 R	TMD	PCBs	940.00		55.00	mg/kg
TMD-SO 054/12-13	TMD	PCBs	6.20		0.26	mg/kg
TMD-SO 055/2-3	TMD	PCBs	0.35	U	0.35	mg/kg
TMD-SO 055/5-6	TMD	PCBs	0.30	U	0.30	mg/kg
TMD-SO 055/5-6 R	TMD	PCBs	0.32	U	0.32	mg/kg
TMD-SO 055/7-8	TMD	PCBs	170.00		5.40	mg/kg
TMD-SO 055/9-10	TMD	PCBs	0.27	J	0.27	mg/kg
TMD-SO 055/10-11	TMD	PCBs	33.00		2.80	mg/kg
TMD-SO 056/1-2	TMD	PCBs	3.80		0.29	mg/kg
TMD-SO 056/2-3	TMD	PCBs	2.50		0.32	mg/kg
TMD-SO 056/6-7	TMD	PCBs	3.00		0.28	mg/kg
TMD-SO 056/12-13	TMD	PCBs	2.30		0.21	mg/kg
TMD-SO 056/13-14	TMD	PCBs	0.31	U	0.31	mg/kg
TMD-SO 057/2-3	TMD	PCBs	0.24	U	0.24	mg/kg
TMD-SO 057/4-4.8	TMD	PCBs	0.29	U	0.29	mg/kg
TMD-SO 057/4-4.8 R	TMD	PCBs	0.25	U	0.25	mg/kg
TMD-SO 057/6-7	TMD	PCBs	1.50		0.23	mg/kg
TMD-SO 057/7-7.8	TMD	PCBs	0.53		0.34	mg/kg
TMD-SO 057/10-11	TMD	PCBs	0.21	J	0.29	mg/kg
TMD-SO 057/11-12	TMD	PCBs	0.68		0.33	mg/kg
TMD-SO 057/12-13	TMD	PCBs	46.00		3.30	mg/kg
TMD-SO 057/13-13.6	TMD	PCBs	1,600.00		65.00	mg/kg
TMD-SO 058/15-15.4	TMD	PCBs	0.32	U	0.32	mg/kg
TMD-SO 058/15-15.4 R	TMD	PCBs	0.29	U	0.29	mg/kg

Notes:
A/I = Adjoining / Intersecting Corridor
TMD = Ten Mile Drain Corridor
Sample results reported in mg/kg (parts per million)
U - Not detected above reporting limit.
J - Analyte identified in sample, however, reported value is estimated.
* All PCB results reported were as PCB Aroclor 1248, with the exception of TMD - SO 070/14-15 which was reported as PCB Aroclor 1016 and TMD - SO 029/14.1-15, TMD - SO 056/12-13, TMD - SO 078/12-13 and TMD - SO 078/13-14 which were reported as PCB Aroclor 1242.

Table 1
PCB Soil Data

Sample Identificaiton	Investigtion Corridor	Analysis*	Result (mg/Kg)	Flags	Reporting Limits	Units
TMD-SO 058/15.4-16	TMD	PCBs	0.39	U	0.39	mg/kg
TMD-SO 059/1-2	TMD	PCBs	0.32	U	0.32	mg/kg
TMD-SO 059/2-3	TMD	PCBs	0.24	U	0.24	mg/kg
TMD-SO 059/6-7	TMD	PCBs	0.24	U	0.24	mg/kg
TMD-SO 059/10-11	TMD	PCBs	0.23	J	0.30	mg/kg
TMD-SO 059/12-13	TMD	PCBs	1,500.00		52.00	mg/kg
TMD-SO 059/12-13 R	TMD	PCBs	1,400.00		61.00	mg/kg
TMD-SO 059/13-14	TMD	PCBs	18.00		0.51	mg/kg
TMD-SO 060/1-2	TMD	PCBs	0.18	J	0.25	mg/kg
TMD-SO 060/2-3	TMD	PCBs	0.24	U	0.24	mg/kg
TMD-SO 060/5-6	TMD	PCBs	0.30	U	0.30	mg/kg
TMD-SO 060/6-6.7	TMD	PCBs	13.00		0.40	mg/kg
TMD-SO 060/13.5-14.5	TMD	PCBs	0.34	U	0.34	mg/kg
TMD-SO-061/6-7	TMD	PCBs	0.25	U	0.25	mg/kg
TMD-SO 061/11.5-12.5	TMD	PCBs	2.10		0.26	mg/kg
TMD-SO 061/13-14	TMD	PCBs	1.10		0.25	mg/kg
TMD-SO 062/1-2	TMD	PCBs	0.23	U	0.23	mg/kg
TMD-SO 062/2-3	TMD	PCBs	0.25	U	0.25	mg/kg
TMD-SO 062/5.7-6.7	TMD	PCBs	0.24	U	0.24	mg/kg
TMD-SO 063/MH	Utility Line	PCBs	39.00		1.10	mg/kg
TMD-SO 064/2-3	TMD	PCBs	1.10		0.28	mg/kg
TMD-SO 064/6-7	TMD	PCBs	0.26	U	0.26	mg/kg
TMD-SO 064/8-9	TMD	PCBs	5.90		0.25	mg/kg
TMD-SO 064/10-11	TMD	PCBs	290.00		11.00	mg/kg
TMD-SO 064/12-13	TMD	PCBs	1,100.00		32.00	mg/kg
TMD-SO 064/12-13 R	TMD	PCBs	1,000.00		29.00	mg/kg
TMD-SO 064/13-14	TMD	PCBs	3.20		0.31	mg/kg
TMD-SO 065/1.3-2	TMD	PCBs	0.31	U	0.31	mg/kg
TMD-SO 065/2-3	TMD	PCBs	0.28	U	0.28	mg/kg
TMD-SO 065/6-7	TMD	PCBs	0.28	U	0.28	mg/kg
TMD-SO 065/6-7 R	TMD	PCBs	0.27	U	0.27	mg/kg
TMD-SO 065/7-8	TMD	PCBs	0.31	U	0.31	mg/kg
TMD-SO 065/10-11	TMD	PCBs	0.33	U	0.33	mg/kg
TMD-SO 065/11-12	TMD	PCBs	0.30	U	0.30	mg/kg
TMD-SO 065/13-13.5	TMD	PCBs	0.25	U	0.25	mg/kg
TMD-SO 066/10-11	TMD	PCBs	0.36	U	0.36	mg/kg
TMD-SO 066/12-13	TMD	PCBs	0.28	U	0.28	mg/kg
TMD-SO 066/13-14	TMD	PCBs	0.33	U	0.33	mg/kg
TMD-SO 067/10-11	TMD	PCBs	0.29	U	0.29	mg/kg
TMD-SO 067/11-12	TMD	PCBs	0.34	U	0.34	mg/kg
TMD-SO 067/12-13	TMD	PCBs	0.37	U	0.37	mg/kg
TMD-SO 068/6-7	TMD	PCBs	0.27	U	0.27	mg/kg
TMD-SO 068/6-7 R	TMD	PCBs	0.31	U	0.31	mg/kg
TMD-SO 068/7-8	TMD	PCBs	0.27	U	0.27	mg/kg
TMD-SO 068/10-11	TMD	PCBs	39,000.00		1,400.00	mg/kg
TMD-SO 068/12-13	TMD	PCBs	27,000.00		1,200.00	mg/kg
TMD-SO 068/13-14	TMD	PCBs	47.00		3.40	mg/kg

Notes:
A/I = Adjoining / Intersecting Corridor
TMD = Ten Mile Drain Corridor
Sample results reported in mg/kg (parts per million)
U - Not detected above reporting limit.
J - Analyte identified in sample, however, reported value is estimated.
* All PCB results reported were as PCB Aroclor 1248, with the exception of TMD - SO 070/14-15 which was reported as PCB Aroclor 1016 and TMD - SO 029/14.1-15, TMD - SO 056/12-13, TMD - SO 078/12-13 and TMD - SO 078/13-14 which were reported as PCB Aroclor 1242.

Table 1
PCB Soil Data

Sample Identificaiton	Investigtion Corridor	Analysis*	Result (mg/Kg)	Flags	Reporting Limits	Units
TMD-SO 069/1-2	TMD	PCBs	0.26	U	0.26	mg/kg
TMD-SO 069/2-2.8	TMD	PCBs	0.30	U	0.30	mg/kg
TMD-SO 069/6-7	TMD	PCBs	0.31	U	0.31	mg/kg
TMD-SO 069/8-9	TMD	PCBs	0.28	U	0.28	mg/kg
TMD-SO 069/10-11	TMD	PCBs	77.00		3.80	mg/kg
TMD-SO 069/11-12	TMD	PCBs	0.22	J	0.34	mg/kg
TMD-SO 070/2-3	TMD	PCBs	450.00		14.00	mg/kg
TMD-SO 070/4-5	TMD	PCBs	0.62		0.31	mg/kg
TMD-SO 070/6-7	TMD	PCBs	0.30	U	0.30	mg/kg
TMD-SO 070/6-7 R	TMD	PCBs	0.25	U	0.25	mg/kg
TMD-SO 070/8-9	TMD	PCBs	1.70		0.25	mg/kg
TMD-SO 070/12-13	TMD	PCBs	0.27	J	0.30	mg/kg
TMD-SO 070/13-14	TMD	PCBs	0.30	U	0.30	mg/kg
TMD-SO 070/14-15	TMD	PCBs	0.34	U	0.34	mg/kg
TMD-SO 071/0-1	TMD	PCBs	7.80		0.24	mg/kg
TMD-SO 071/2-3	TMD	PCBs	1.40		0.29	mg/kg
TMD-SO 071/6-7	TMD	PCBs	4.70		0.32	mg/kg
TMD-SO 071/9-9.7	TMD	PCBs	0.27	J	0.29	mg/kg
TMD-SO 071/11.4-12.5	TMD	PCBs	0.38	U	0.38	mg/kg
TMD-SO 072/12-13	TMD	PCBs	0.26	U	0.26	mg/kg
TMD-SO 072/12-13 R	TMD	PCBs	0.26	U	0.26	mg/kg
TMD-SO 072/13-14	TMD	PCBs	0.34	U	0.34	mg/kg
TMD-SO 073/0-1	TMD	PCBs	0.18	J	0.28	mg/kg
TMD-SO 073/1-2	TMD	PCBs	0.29	U	0.29	mg/kg
TMD-SO 073/6-7	TMD	PCBs	0.32	U	0.32	mg/kg
TMD-SO 073/10-11	TMD	PCBs	0.27	U	0.27	mg/kg
TMD-SO 073 12-13	TMD	PCBs	0.29	U	0.29	mg/kg
TMD-SO 073/13-14	TMD	PCBs	39.00		2.50	mg/kg
TMD-SO 074/4-5	TMD	PCBs	0.31	U	0.31	mg/kg
TMD-SO 074/6-7	TMD	PCBs	0.27	U	0.27	mg/kg
TMD-SO 074/8-9	TMD	PCBs	0.29	U	0.29	mg/kg
TMD-SO 074/10-11	TMD	PCBs	0.30	U	0.30	mg/kg
TMD-SO 074/12-13	TMD	PCBs	0.32	U	0.32	mg/kg
TMD-SO 074/13-14	TMD	PCBs	0.28	U	0.28	mg/kg
TMD-SO 075/1-2	TMD	PCBs	0.30	U	0.30	mg/kg
TMD-SO 075/2-3	TMD	PCBs	0.28	U	0.28	mg/kg
TMD-SO 075/5.5-6.5	TMD	PCBs	0.21	U	0.21	mg/kg
TMD-SO 075/10-11	TMD	PCBs	0.28	U	0.28	mg/kg
TMD-SO 075/11-11.5	TMD	PCBs	0.28	U	0.28	mg/kg
TMD-SO 075/11-11.5 R	TMD	PCBs	0.29	U	0.29	mg/kg
TMD-SO 075-12.5-13.5	TMD	PCBs	0.29	U	0.29	mg/kg
TMD-SO 077/2-2.5	A/I	PCBs	0.34	U	0.34	mg/kg
TMD-SO 077/3-4	A/I	PCBs	0.31	U	0.31	mg/kg
TMD-SO 077/3-4 R	A/I	PCBs	0.39	U	0.39	mg/kg
TMD-SO 077/6-7	A/I	PCBs	0.30	U	0.30	mg/kg
TMD-SO 077/7-8	A/I	PCBs	0.40	U	0.40	mg/kg
TMD-SO 077/8-9	A/I	PCBs	0.31	U	0.31	mg/kg
TMD-SO 078/1-2	TMD	PCBs	0.32	U	0.32	mg/kg
TMD-SO 078/2-3	TMD	PCBs	0.34	U	0.34	mg/kg
TMD-SO 078/6-7	TMD	PCBs	0.31	U	0.31	mg/kg
TMD-SO 078/6-7 R	TMD	PCBs	0.23	U	0.23	mg/kg
TMD-SO 078/10-11	TMD	PCBs	0.28	U	0.28	mg/kg

Notes:
A/I = Adjoining / Intersecting Corridor
TMD = Ten Mile Drain Corridor
Sample results reported in mg/kg (parts per million)
U - Not detected above reporting limit.
J - Analyte identified in sample, however, reported value is estimated.
* All PCB results reported were as PCB Aroclor 1248, with the exception of TMD - SO 070/14-15 which was reported as PCB Aroclor 1016 and TMD - SO 029/14.1-15, TMD - SO 056/12-13, TMD - SO 078/12-13 and TMD - SO 078/13-14 which were reported as PCB Aroclor 1242.

Table 1
PCB Soil Data

Sample Identificaiton	Investigtion Corridor	Analysis*	Result (mg/Kg)	Flags	Reporting Limits	Units
TMD-SO 078/12-13	TMD	PCBs	0.43		0.36	mg/kg
TMD-SO 078/13-14	TMD	PCBs	0.38		0.27	mg/kg
TMD-SO 079/7-8	TMD	PCBs	0.27	U	0.27	mg/kg
TMD-SO 080/7.5-8.5	TMD	PCBs	0.32	U	0.32	mg/kg
TMD-SO 081/1-2	TMD	PCBs	0.24	U	0.24	mg/kg
TMD-SO 081/2-3	TMD	PCBs	0.30	U	0.30	mg/kg
TMD-SO 081/6-7	TMD	PCBs	0.33	U	0.33	mg/kg
TMD-SO 081/10-11	TMD	PCBs	0.20	J	0.38	mg/kg
TMD-SO 081/14.2-14.8	TMD	PCBs	7.50		0.33	mg/kg
TMD-SO 081/14.8-15	TMD	PCBs	3,500.00		160.00	mg/kg
TMD-SO 082/1-2	TMD	PCBs	0.29	U	0.29	mg/kg
TMD-SO 082/2-3	TMD	PCBs	0.25	U	0.25	mg/kg
TMD-SO 082/6-6.5	TMD	PCBs	17.00		0.54	mg/kg
TMD-SO 082/12-13	TMD	PCBs	1.60		0.24	mg/kg
TMD-SO 082/13-14	TMD	PCBs	0.28	U	0.28	mg/kg
TMD-SO 082/17-18	TMD	PCBs	0.23	J	0.26	mg/kg
TMD-SO 083/1-2	TMD	PCBs	0.39	U	0.39	mg/kg
TMD-SO 083/1-2R	TMD	PCBs	0.33	U	0.33	mg/kg
TMD-SO 083/2-3	TMD	PCBs	0.27	U	0.27	mg/kg
TMD-SO 083/5-6	TMD	PCBs	0.31	J	0.32	mg/kg
TMD-SO 083/12-13	TMD	PCBs	0.19	U	0.19	mg/kg
TMD-SO 083/13-13.2	TMD	PCBs	0.34	U	0.34	mg/kg
TMD-SO 084/1-2	TMD	PCBs	0.24	J	0.34	mg/kg
TMD-SO 084/2-3	TMD	PCBs	0.27	U	0.27	mg/kg
TMD-SO 084/2-3R	TMD	PCBs	0.31	U	0.31	mg/kg
TMD-SO 084/5-7	TMD	PCBs	0.22	U	0.22	mg/kg
TMD-SO 084/10-11	TMD	PCBs	0.25	U	0.25	mg/kg
TMD-SO 084/11-12	TMD	PCBs	0.55		0.31	mg/kg
TMD-SO 084/12-13	TMD	PCBs	0.31	U	0.31	mg/kg
TMD-SO 086/1-2	A/I	PCBs	0.36	U	0.36	mg/kg
TMD-SO 086/2-3	A/I	PCBs	0.29	U	0.29	mg/kg
TMD-SO 086/6-7	A/I	PCBs	0.39	U	0.39	mg/kg
TMD-SO 086/10-11	A/I	PCBs	0.16	J	0.29	mg/kg
TMD-SO 086/11-12	A/I	PCBs	0.38	U	0.38	mg/kg
TMD-SO 088/5.5-6	A/I	PCBs	0.35	U	0.35	mg/kg

Notes:
A/I = Adjoining / Intersecting Corridor
TMD = Ten Mile Drain Corridor
Sample results reported in mg/kg (parts per million)
U - Not detected above reporting limit.
J - Analyte identified in sample, however, reported value is estimated.
* All PCB results reported were as PCB Aroclor 1248, with the exception of TMD - SO 070/14-15 which was reported as PCB Aroclor 1016 and TMD - SO 029/14.1-15, TMD - SO 056/12-13, TMD - SO 078/12-13 and TMD - SO 078/13-14 which were reported as PCB Aroclor 1242.

Table 1
PCB Soil Data

Sample Identificaiton	Investigtion Corridor	Analysis*	Result (mg/Kg)	Flags	Reporting Limits	Units
TMD-SO 089/2-3	A/I	PCBs	0.29	U	0.29	mg/kg
TMD-SO 089/7-8	A/I	PCBs	0.42	U	0.42	mg/kg
TMD-SO 090/1-2	TMD	PCBs	1.20		0.30	mg/kg
TMD-SO 090/2-3	TMD	PCBs	0.32	U	0.32	mg/kg
TMD-SO 090/6-7	TMD	PCBs	0.27	U	0.27	mg/kg
TMD-SO 090/6-7DUP	TMD	PCBs	0.27	U	0.27	mg/kg
TMD-SO 090/15-16	TMD	PCBs	0.35	U	0.35	mg/kg
TMD-SO 092/4-5	TMD	PCBs	0.22	U	0.22	mg/kg
TMD-SO 092/5-6	TMD	PCBs	0.24	U	0.24	mg/kg
TMD-SO 092/10-11	TMD	PCBs	0.23	U	0.23	mg/kg
TMD-SO 092/11-12	TMD	PCBs	0.25	U	0.25	mg/kg
TMD-SO 093/1-2	TMD	PCBs	0.31	U	0.31	mg/kg
TMD-SO 093/2-3	TMD	PCBs	0.28	U	0.28	mg/kg
TMD-SO 093/6-7	TMD	PCBs	0.30	U	0.30	mg/kg
TMD-SO 093/13.5-14	TMD	PCBs	0.17	U	0.17	mg/kg
TMD-SO 093/13.5-14R	TMD	PCBs	0.23	U	0.23	mg/kg
TMD-SO 093/14.5-15	TMD	PCBs	0.27	U	0.27	mg/kg
TMD-SO 094/1-2	TMD	PCBs	0.31	U	0.31	mg/kg
TMD-SO 094/2-3	TMD	PCBs	0.33	U	0.33	mg/kg
TMD-SO 094/5-6	TMD	PCBs	0.32	U	0.32	mg/kg
TMD-SO 094/12-13	TMD	PCBs	0.25	U	0.25	mg/kg
TMD-SO 094/14.5-15	TMD	PCBs	0.31	U	0.31	mg/kg

Notes:
A/I = Adjoining / Intersecting Corridor
TMD = Ten Mile Drain Corridor
Sample results reported in mg/kg (parts per million)
U - Not detected above reporting limit.
J - Analyte identified in sample, however, reported value is estimated.
* All PCB results reported were as PCB Aroclor 1248, with the exception of TMD - SO 070/14-15 which was reported as PCB Aroclor 1016 and TMD - SO 029/14.1-15, TMD - SO 056/12-13, TMD - SO 078/12-13 and TMD - SO 078/13-14 which were reported as PCB Aroclor 1242.

TABLE 2
PCB Water Data

Sample Identificaiton	Investigation Corridor	Analysis	Result (µg/L)	Flags	Reporting Limits	Units
TMD-GW 006/5	A/I	PCBs	5	U	5	ug/L
TMD-GW 008/5	A/I	PCBs	5	U	5	ug/L
TMD-GW 010/6	A/I	PCBs	5	U	5	ug/L
TMD-GW 011/2	A/I	PCBs	5	U	5	ug/L
TMD-GW 012/5	A/I	PCBs	5	U	5	ug/L
TMD-GW 013/3	A/I	PCBs	5	U	5	ug/L
TMD-GW 014/3	A/I	PCBs	5	U	5	ug/L
TMD-GW 015/7	TMD	PCBs	5	U	5	ug/L
TMD-GW 017/7	A/I	PCBs	5	U	5	ug/L
TMD-GW 023/9	TMD	PCBs	5	U	5	µg/L
TMD-GW 024/5	TMD	PCBs	20		5	µg/L
TMD-EB 001	TMD	PCBs	4.5		5	µg/L
TMD-GW 027/10	TMD	PCBs	1300		100	µg/L
TMD-GW 029/5	TMD	PCBs	2700		200	µg/L
TMD-GW 030/8	TMD	PCBs	90		5	µg/L
TMD-GW 032/8	TMD	PCBs	87		5	µg/L
TMD-GW 035/7	TMD	PCBs	45		5	µg/L
TMD-GW 036/7	TMD	PCBs	2.8	J	5	µg/L
TMD-GW 037/7	TMD	PCBs	960		50	µg/L
TMD-GW 038/7	TMD	PCBs	5	U	5	µg/L
TMD-GW 039/2	TMD	PCBs	5	U	5	µg/L
TMD-GW 040/7	TMD	PCBs	4.8	J	5	µg/L
TMD-GW 042/9	TMD	PCBs	5	U	5	µg/L
TMD-GW 043/8	TMD	PCBs	5	U	5	µg/L
TMD-GW 063/MH	TMD	PCBs	5	U	5	µg/L
TMD-GW 065/5	TMD	PCBs	5	U	5	µg/L
TMD-GW 076/MH	TMD	PCBs	5	U	5	µg/L
TMD-GW 078/6	TMD	PCBs	17000		500	µg/L
TMD-GW 081/10	TMD	PCBs	230		5	µg/L
TMD-GW 082/15	TMD	PCBs	120		5	µg/L
TMD-GW 084/9	TMD	PCBs	5.4		5	µg/L
TMD-GW 091/MH	TMD	PCBs	40		5	µg/L
TMD-GW 090/5	TMD	PCBs	6.2		5	µg/L
TMD-GW 092/5	TMD	PCBs	5	U	5	µg/L
TMD-GW 093/5	TMD	PCBs	5	U	5	µg/L
TMD-GW 094/6	TMD	PCBs	22		5	µg/L

Notes:
Sample results reported in µg/L (parts per billion)
U - Not detected above reporting limit.
J - Analyte identified in sample, however, reported value is estimated.

Figures

N

0 285 570

Approximate scale in feet

FIGURE 1
Site Location Map
Ten-Mile Drain Source Area Investigation
Saint Clair Shores, Michigan

CH2MHILL

FIGURES 2-13: SOIL BORING MAPS

HAVE BEEN REDACTED – THIRTEEN PAGES

CONTAINS POTENTIAL PERSONALLY-IDENTIFYING INFORMATION

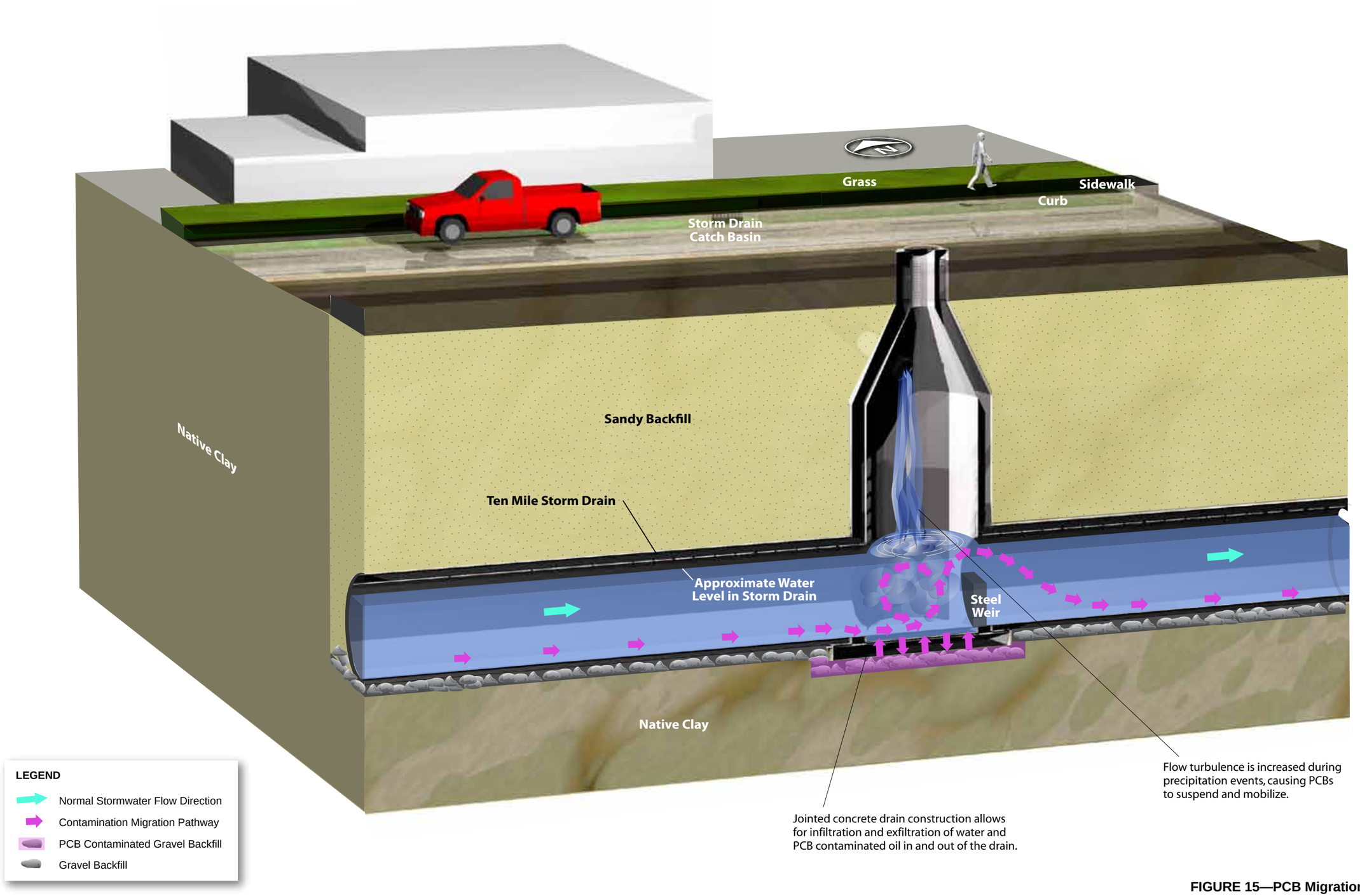

FIGURE 15—PCB Migration Model
Ten-Mile Drain Site
St. Clair Shores, Michigan

CH2MHILL

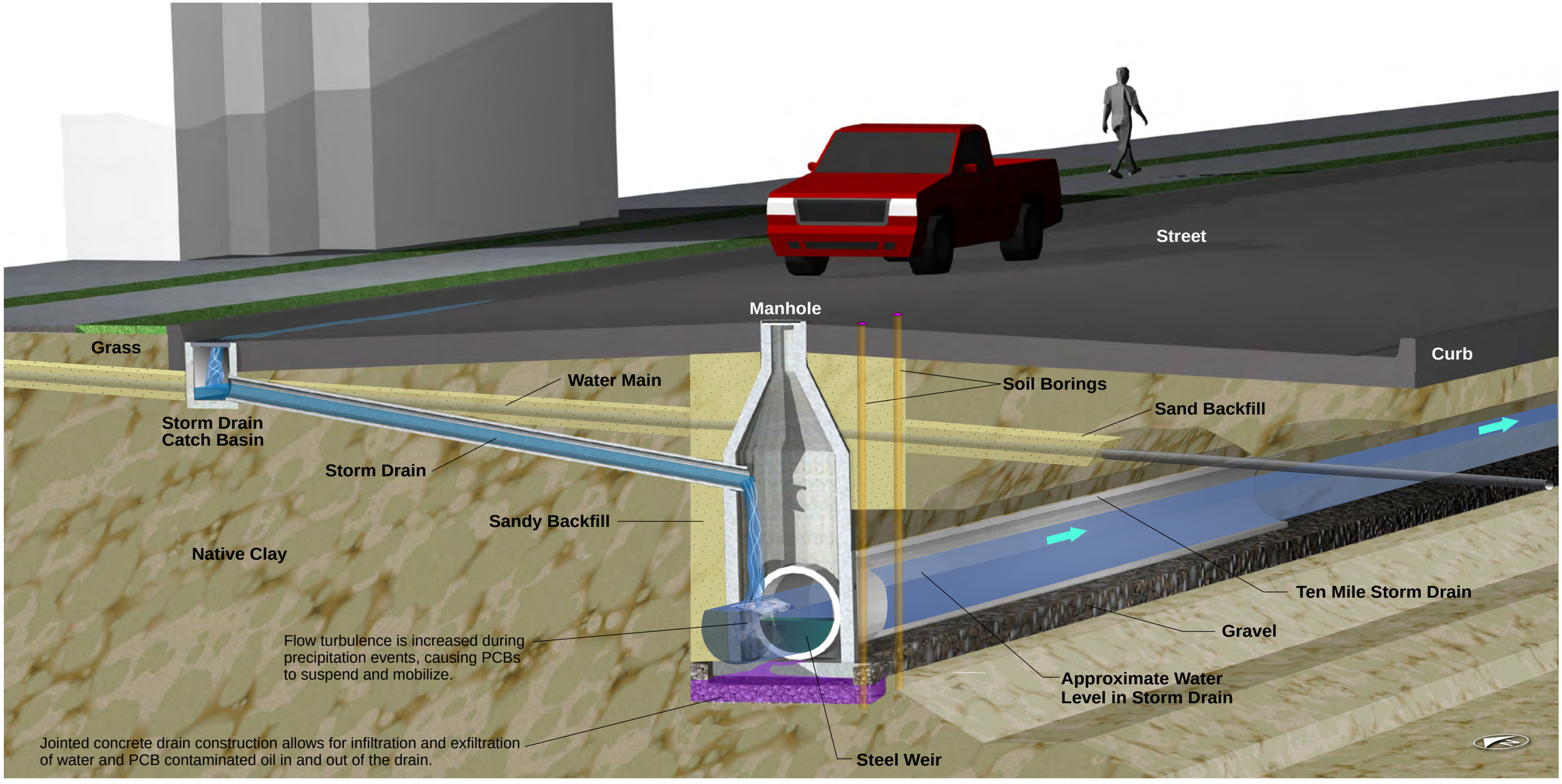

LEGEND

- Normal Stormwater Flow Direction
- PCB Contaminated Gravel Backfill
- Gravel Backfill

FIGURE 16—PCB Migration Model
Ten-Mile Drain Site
St. Clair Shores, Michigan

Appendix A
Cross-Sections

CROSS SECTION SURFACE EXPRESSION MAP

HAS BEEN REDACTED – ONE PAGE

CONTAINS POTENTIAL PERSONALLY-IDENTIFYING INFORMATION

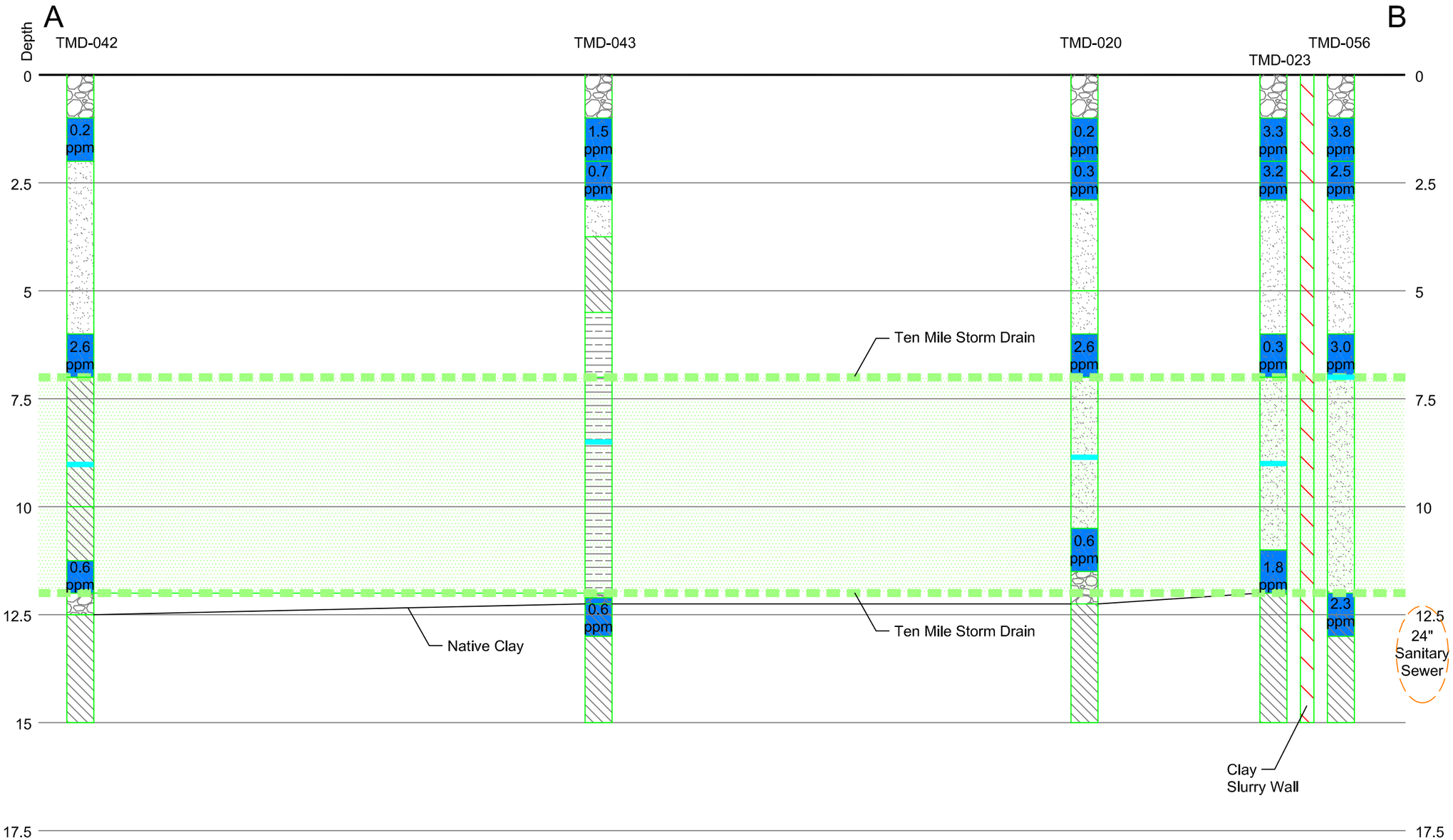

Legend

- Gravel
- Sand
- Clay
- Sand w/Fines
- Sample Depth and PCB Concentration
- Water Level
- TMD-029 Boring Location ID

Note:

1. 1.5 ppm = 1.5 parts per million PCBs by weight
2. Cross-Sections do not account for change in surface elevation.
3. Only Detections of PCBs are shown.

Horizontal Scale: 1" = 20 Feet

Bon Brae Street Cross-Section 1
Ten Mile Drain Source Area Investigation
Saint Clair Shores, Michigan

CH2MHILL

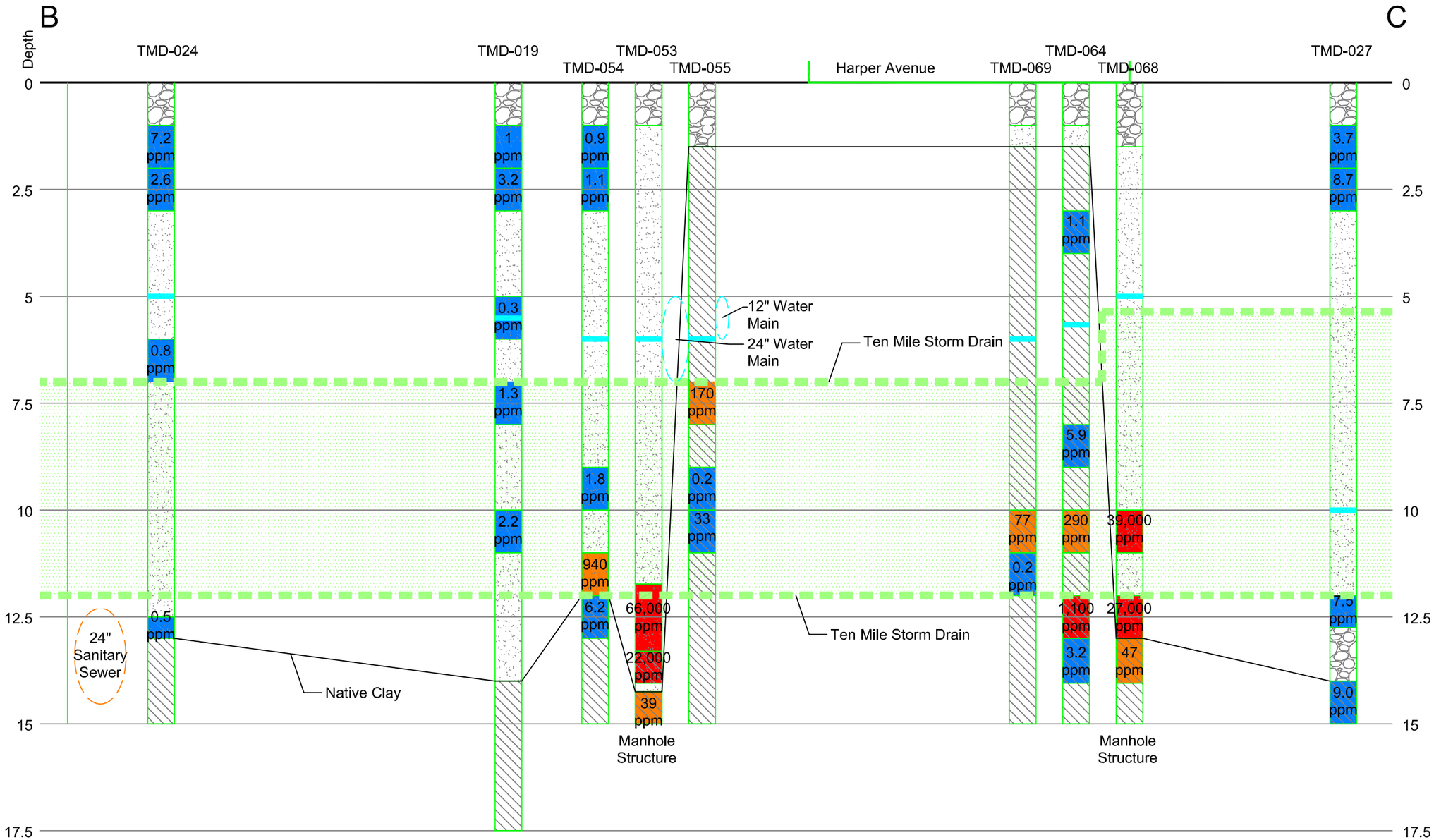

Legend

- Gravel
- Sand
- Clay
- Sand w/Fines
- Sample Depth and PCB Concentration
- Water Level
- TMD-029 Boring Location ID

Note:

1. 1.5 ppm = 1.5 parts per million PCBs by weight
2. Cross-Sections do not account for change in surface elevation.
3. Only Detections of PCBs are shown.

Horizontal Scale: 1" = 20 Feet

Bon Brae Street Cross-Section 2
Ten Mile Drain Source Area Investigation
Saint Clair Shores, Michigan

CH2MHILL

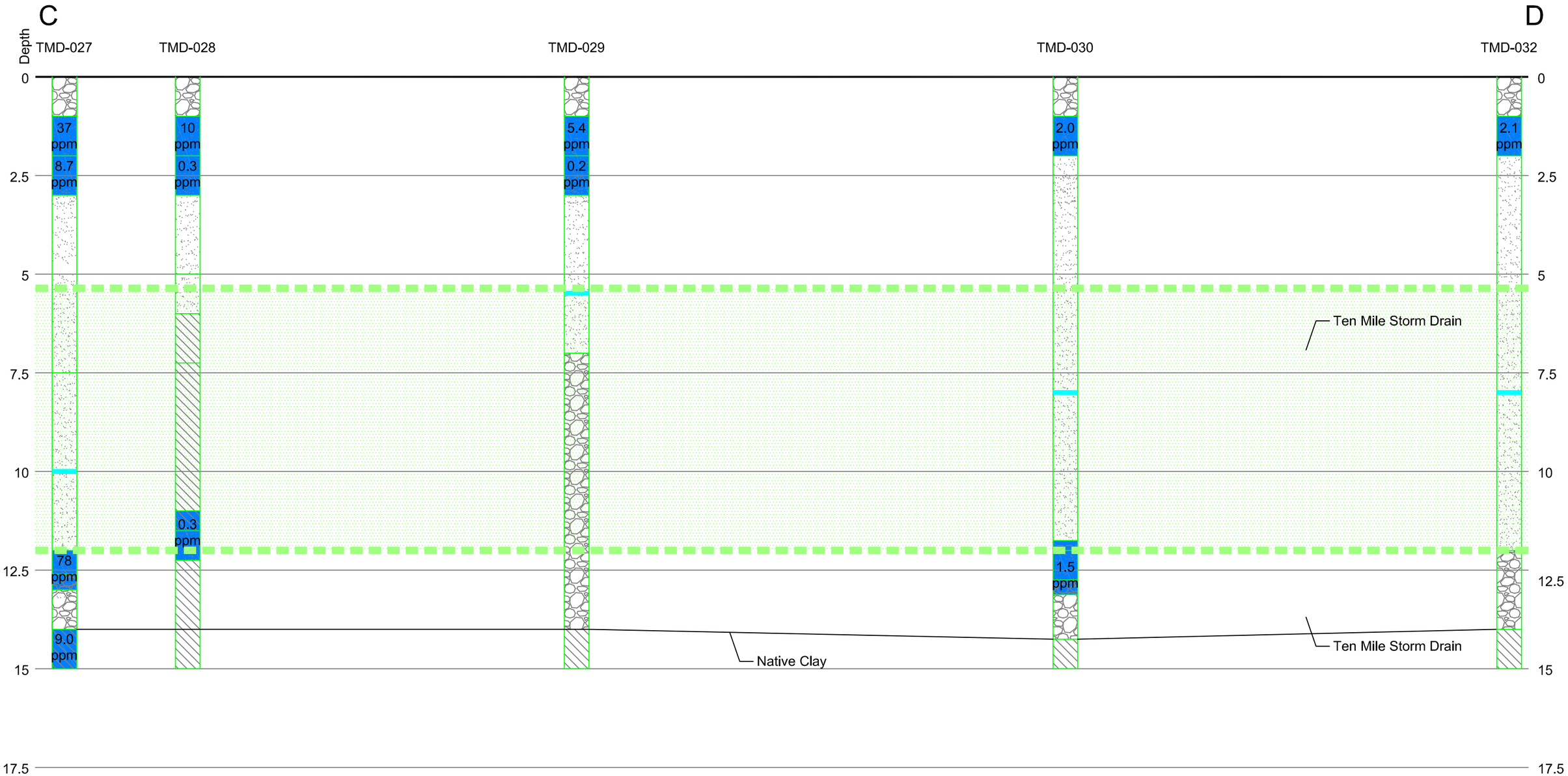

Legend

- Gravel
- Sand
- Clay
- Sand w/Fines
- Sample Depth and PCB Concentration
- Water Level
- TMD-029 Boring Location ID

Note:

1. 1.5 ppm = 1.5 parts per million PCBs by weight
2. Cross-Sections do not account for change in surface elevation.
3. Only Detections of PCBs are shown.

Horizontal Scale: 1" = 20 Feet

Bon Brae Street Cross-Section 3
Ten Mile Drain Source Area Investigation
Saint Clair Shores, Michigan

CH2MHILL

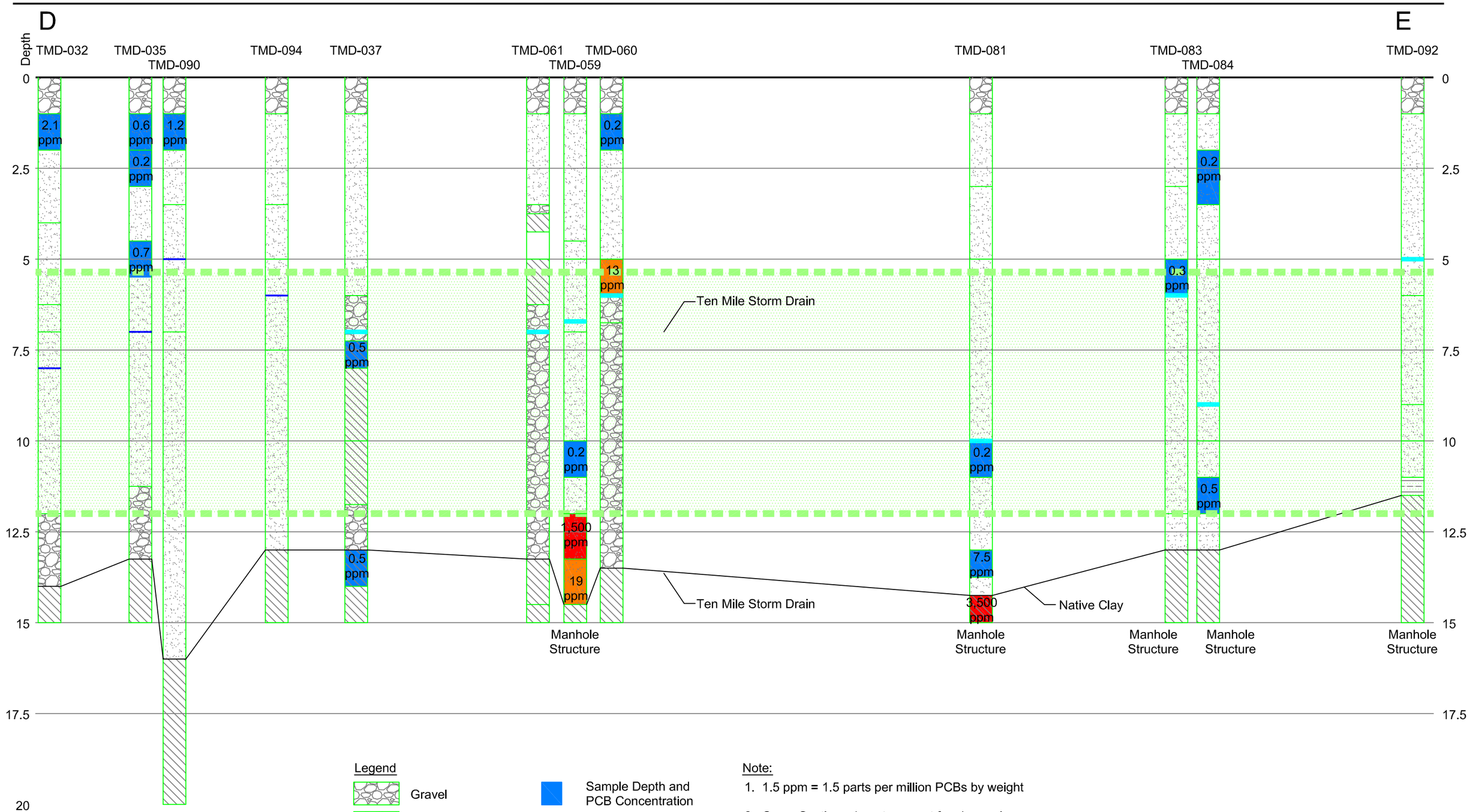

Legend

- Gravel
- Sand
- Clay
- Sand w/Fines
- Sample Depth and PCB Concentration
- Water Level
- TMD-029 Boring Location ID

Note:

1. 1.5 ppm = 1.5 parts per million PCBs by weight
2. Cross-Sections do not account for change in surface elevation.
3. Only Detections of PCBs are shown.

Horizontal Scale: 1" = 20 Feet

Bon Brae Street Cross-Section 4
Ten Mile Drain Source Area Investigation
Saint Clair Shores, Michigan

CH2MHILL

Appendix B
PCB Analytical Data

Site Name: 10 Mile Drain
TDF# 5-214-012
Date Issued: 04/13/11
Analysis: PCBs

Author: Thomas Sedlacek
Charge# 03037.3.14.02.03.B5BE.000.012
Report Title: StClair 1-1

NARRATIVE

Fifteen (15) soil samples were submitted to FASP (Field Analytical Support Program) for PCB analysis. The samples were run without significant complications. The following fifteen (15) samples are included in this narrative:

11CD01	11CD02	11CD03	11CD04
11CD05	11CD06	11CD07	11CD08
11CD09	11CD10	11CD11	11CD12
11CD13	11CD14	11CD15	

PCBs Analysis

Sample Collection and Analysis

The samples were collected on April 11, 2011 and were analyzed on April 12, 2011 within the required hold times for PCBs.

Initial and Continuing Calibration

The initial calibration for AR1248 was run on April 12, 2011 and all compounds met the calibration criteria of <30% RSD (relative standard deviation).

Sample QC (Method Blanks, Matrix Spikes and Surrogates)

Method blank MLDE110411001Bln01 was found to be free of all target analytes at the stated detection limit.

All surrogate recoveries were within the acceptance limits of 50-150 %R for soils.

Sample TMD-SO 003/5-6 was utilized as the matrix spike in this sample delivery group. The percent recoveries of all spiked compounds were within acceptance criteria of 50-150 %R (percent recovery).

Flag	Description
J	The reported value is considered estimated due to Quality Control Issues
U	The compound is non-detect at the reported value

Reviewed By: _____ Date: 4/13/11

EPA Region 5 Mobile Lab

10 Mile Drain Site

St Clair Shores, MI

Report Number: MLSG110411-001
Samples Received: 04/11/2011

11ML0119 **Collection Date** 04/11/2011 **Sampled By:**

Sample Description: **TMD-SO 001/0-1**

This sample was run as a solid as is reported in ug/Kg units on as as received basis.

Test:	Parameter	Result	Flag	RL	Test Batch Num	Analyzed Date/Time	Analyst
PCBs	Decachlorobiphenyl	21			MLDE110411001	4/13/2011 10:19:00 AM	TES
PCBs	Decachlorobiphenyl %R	105			MLDE110411001	4/13/2011 10:19:00 AM	TES
PCBs	PCB-1016	0.0	U	290.0	MLDE110411001	4/13/2011 10:19:00 AM	TES
PCBs	PCB-1232	0.0	U	290.0	MLDE110411001	4/13/2011 10:19:00 AM	TES
PCBs	PCB-1242	0.0	U	290.0	MLDE110411001	4/13/2011 10:19:00 AM	TES
PCBs	PCB-1248	0.0	U	290.0	MLDE110411001	4/13/2011 10:19:00 AM	SA
PCBs	PCB-1254	0.0	U	290.0	MLDE110411001	4/13/2011 10:19:00 AM	TES
PCBs	PCB-1260	0.0	U	290.0	MLDE110411001	4/13/2011 10:19:00 AM	TES
PCBs	Tetrachloro-m-xylene	25			MLDE110411001	4/13/2011 10:19:00 AM	TES
PCBs	Tetrachloro-m-xylene %R	126			MLDE110411001	4/13/2011 10:19:00 AM	TES

11ML0120 **Collection Date** 04/11/2011 **Sampled By:**

Sample Description: **TMD-SO 001/2-3**

This sample was run as a solid as is reported in ug/Kg units on as as received basis.

Test:	Parameter	Result	Flag	RL	Test Batch Num	Analyzed Date/Time	Analyst
PCBs	Decachlorobiphenyl	90			MLDE110411001	4/13/2011 10:06:00 AM	TES
PCBs	Decachlorobiphenyl %R	90.4			MLDE110411001	4/13/2011 10:06:00 AM	TES
PCBs	PCB-1016	0.0	U	220.0	MLDE110411001	4/13/2011 10:06:00 AM	TES
PCBs	PCB-1232	0.0	U	220.0	MLDE110411001	4/13/2011 10:06:00 AM	TES
PCBs	PCB-1242	0.0	U	220.0	MLDE110411001	4/13/2011 10:06:00 AM	TES
PCBs	PCB-1248	0.0	U	220.0	MLDE110411001	4/13/2011 10:06:00 AM	TES
PCBs	PCB-1254	0.0	U	220.0	MLDE110411001	4/13/2011 10:06:00 AM	TES
PCBs	PCB-1260	0.0	U	220.0	MLDE110411001	4/13/2011 10:06:00 AM	TES
PCBs	Tetrachloro-m-xylene	100			MLDE110411001	4/13/2011 10:06:00 AM	TES
PCBs	Tetrachloro-m-xylene %R	102			MLDE110411001	4/13/2011 10:06:00 AM	TES

11ML0121 **Collection Date** 04/11/2011 **Sampled By:**

Sample Description: **TMD-SO 001/4-5**

This sample was run as a solid as is reported in ug/Kg units on as as received basis.

Test:	Parameter	Result	Flag	RL	Test Batch Num	Analyzed Date/Time	Analyst
PCBs	Decachlorobiphenyl	100			MLDE110411001	4/13/2011 10:06:00 AM	TES
PCBs	Decachlorobiphenyl %R	103			MLDE110411001	4/13/2011 10:06:00 AM	TES
PCBs	PCB-1016	0.0	U	330.0	MLDE110411001	4/13/2011 10:06:00 AM	TES
PCBs	PCB-1232	0.0	U	330.0	MLDE110411001	4/13/2011 10:06:00 AM	TES
PCBs	PCB-1242	0.0	U	330.0	MLDE110411001	4/13/2011 10:06:00 AM	TES
PCBs	PCB-1248	0.0	U	330.0	MLDE110411001	4/13/2011 10:06:00 AM	TES
PCBs	PCB-1254	0.0	U	330.0	MLDE110411001	4/13/2011 10:06:00 AM	CR
PCBs	PCB-1260	0.0	U	330.0	MLDE110411001	4/13/2011 10:06:00 AM	TES
PCBs	Tetrachloro-m-xylene	100			MLDE110411001	4/13/2011 10:06:00 AM	TES
PCBs	Tetrachloro-m-xylene %R	104			MLDE110411001	4/13/2011 10:06:00 AM	TES

11ML0122 Collection Date 04/11/2011 Sampled By:

Sample Description: TMD-SO 001/6-7

This sample was run as a solid as is reported in ug/Kg units on as as received basis.

Test:	Parameter	Result	Flag	RL	Test Batch Num	Analyzed Date/Time	Analyst
PCBs	Decachlorobiphenyl	100			MLDE110411001	4/13/2011 10:06:00 AM	TES
PCBs	Decachlorobiphenyl %R	101			MLDE110411001	4/13/2011 10:06:00 AM	TES
PCBs	PCB-1016	0.0	U	230.0	MLDE110411001	4/13/2011 10:06:00 AM	TES
PCBs	PCB-1232	0.0	U	230.0	MLDE110411001	4/13/2011 10:06:00 AM	TES
PCBs	PCB-1242	0.0	U	230.0	MLDE110411001	4/13/2011 10:06:00 AM	TES
PCBs	PCB-1248	0.0	U	230.0	MLDE110411001	4/13/2011 10:06:00 AM	TES
PCBs	PCB-1254	0.0	U	230.0	MLDE110411001	4/13/2011 10:06:00 AM	TES
PCBs	PCB-1260	0.0	U	230.0	MLDE110411001	4/13/2011 10:06:00 AM	TES
PCBs	Tetrachloro-m-xylene	110			MLDE110411001	4/13/2011 10:06:00 AM	TES
PCBs	Tetrachloro-m-xylene %R	114			MLDE110411001	4/13/2011 10:06:00 AM	TES

11ML0123 Collection Date 04/11/2011 Sampled By:

Sample Description: TMD-SO 001/7-8

This sample was run as a solid as is reported in ug/Kg units on as as received basis.

Test:	Parameter	Result	Flag	RL	Test Batch Num	Analyzed Date/Time	Analyst
PCBs	Decachlorobiphenyl	100			MLDE110411001	4/13/2011 10:06:00 AM	TES
PCBs	Decachlorobiphenyl %R	104			MLDE110411001	4/13/2011 10:06:00 AM	TES
PCBs	PCB-1016	0.0	U	280.0	MLDE110411001	4/13/2011 10:06:00 AM	TES
PCBs	PCB-1232	0.0	U	280.0	MLDE110411001	4/13/2011 10:06:00 AM	TES
PCBs	PCB-1242	0.0	U	280.0	MLDE110411001	4/13/2011 10:06:00 AM	TES
PCBs	PCB-1248	0.0	U	280.0	MLDE110411001	4/13/2011 10:06:00 AM	TES
PCBs	PCB-1254	0.0	U	280.0	MLDE110411001	4/13/2011 10:06:00 AM	TES
PCBs	PCB-1260	0.0	U	280.0	MLDE110411001	4/13/2011 10:06:00 AM	TES
PCBs	Tetrachloro-m-xylene	120			MLDE110411001	4/13/2011 10:06:00 AM	TES
PCBs	Tetrachloro-m-xylene %R	121			MLDE110411001	4/13/2011 10:06:00 AM	TES

11ML0124 Collection Date 04/11/2011 Sampled By:

Sample Description: TMD-SO 002/0-1

This sample was run as a solid as is reported in ug/Kg units on as as received basis.

Test:	Parameter	Result	Flag	RL	Test Batch Num	Analyzed Date/Time	Analyst
PCBs	Decachlorobiphenyl	97			MLDE110411001	4/13/2011 10:06:00 AM	TES
PCBs	Decachlorobiphenyl %R	97.0			MLDE110411001	4/13/2011 10:06:00 AM	TES
PCBs	PCB-1016	0.0	U	300.0	MLDE110411001	4/13/2011 10:06:00 AM	TES
PCBs	PCB-1232	0.0	U	300.0	MLDE110411001	4/13/2011 10:06:00 AM	TES
PCBs	PCB-1242	0.0	U	300.0	MLDE110411001	4/13/2011 10:06:00 AM	TES
PCBs	PCB-1248	0.0	U	300.0	MLDE110411001	4/13/2011 10:06:00 AM	TES
PCBs	PCB-1254	0.0	U	300.0	MLDE110411001	4/13/2011 10:06:00 AM	TES
PCBs	PCB-1260	0.0	U	300.0	MLDE110411001	4/13/2011 10:06:00 AM	TES
PCBs	Tetrachloro-m-xylene	120			MLDE110411001	4/13/2011 10:06:00 AM	TES
PCBs	Tetrachloro-m-xylene %R	123			MLDE110411001	4/13/2011 10:06:00 AM	TES

11ML0125 Collection Date 04/11/2011 Sampled By:

Sample Description: TMD-SO 002/2-3

This sample was run as a solid as is reported in ug/Kg units on as as received basis.

Test:	Parameter	Result	Flag	RL	Test Batch Num	Analyzed Date/Time	Analyst
PCBs	Decachlorobiphenyl	79			MLDE110411001	4/13/2011 10:06:00 AM	TES

11ML0125 Collection Date 04/11/2011 Sampled By:

Sample Description: **TMD-SO 002/2-3**

This sample was run as a solid as is reported in ug/Kg units on as as received basis.

Test:	Parameter	Result	Flag	RL	Test Batch Num	Analyzed Date/Time	Analyst
PCBs	Decachlorobiphenyl %R	79.1			MLDE110411001	4/13/2011 10:06:00 AM	TES
PCBs	PCB-1016	0.0	U	300.0	MLDE110411001	4/13/2011 10:06:00 AM	TES
PCBs	PCB-1232	0.0	U	300.0	MLDE110411001	4/13/2011 10:06:00 AM	TES
PCBs	PCB-1242	0.0	U	300.0	MLDE110411001	4/13/2011 10:06:00 AM	TES
PCBs	PCB-1248	0.0	U	300.0	MLDE110411001	4/13/2011 10:06:00 AM	TES
PCBs	PCB-1254	0.0	U	300.0	MLDE110411001	4/13/2011 10:06:00 AM	TES
PCBs	PCB-1260	0.0	U	300.0	MLDE110411001	4/13/2011 10:06:00 AM	TES
PCBs	Tetrachloro-m-xylene	130			MLDE110411001	4/13/2011 10:06:00 AM	TES
PCBs	Tetrachloro-m-xylene %R	127			MLDE110411001	4/13/2011 10:06:00 AM	TES

11ML0126 Collection Date 04/11/2011 Sampled By:

Sample Description: **TMD-SO 002/5-6**

This sample was run as a solid as is reported in ug/Kg units on as as received basis.

Test:	Parameter	Result	Flag	RL	Test Batch Num	Analyzed Date/Time	Analyst
PCBs	Decachlorobiphenyl	78			MLDE110411001	4/13/2011 10:06:00 AM	TES
PCBs	Decachlorobiphenyl %R	78.2			MLDE110411001	4/13/2011 10:06:00 AM	TES
PCBs	PCB-1016	0.0	U	220.0	MLDE110411001	4/13/2011 10:06:00 AM	TES
PCBs	PCB-1232	0.0	U	220.0	MLDE110411001	4/13/2011 10:06:00 AM	TES
PCBs	PCB-1242	0.0	U	220.0	MLDE110411001	4/13/2011 10:06:00 AM	TES
PCBs	PCB-1248	0.0	U	220.0	MLDE110411001	4/13/2011 10:06:00 AM	TES
PCBs	PCB-1254	0.0	U	220.0	MLDE110411001	4/13/2011 10:06:00 AM	TES
PCBs	PCB-1260	0.0	U	220.0	MLDE110411001	4/13/2011 10:06:00 AM	TES
PCBs	Tetrachloro-m-xylene	110			MLDE110411001	4/13/2011 10:06:00 AM	TES
PCBs	Tetrachloro-m-xylene %R	114			MLDE110411001	4/13/2011 10:06:00 AM	TES

11ML0127 Collection Date 04/11/2011 Sampled By:

Sample Description: **TMD-SO 002/6-7**

This sample was run as a solid as is reported in ug/Kg units on as as received basis.

Test:	Parameter	Result	Flag	RL	Test Batch Num	Analyzed Date/Time	Analyst
PCBs	Decachlorobiphenyl	79			MLDE110411001	4/13/2011 10:06:00 AM	TES
PCBs	Decachlorobiphenyl %R	78.6			MLDE110411001	4/13/2011 10:06:00 AM	TES
PCBs	PCB-1016	0.0	U	300.0	MLDE110411001	4/13/2011 10:06:00 AM	TES
PCBs	PCB-1232	0.0	U	300.0	MLDE110411001	4/13/2011 10:06:00 AM	TES
PCBs	PCB-1242	0.0	U	300.0	MLDE110411001	4/13/2011 10:06:00 AM	TES
PCBs	PCB-1248	0.0	U	300.0	MLDE110411001	4/13/2011 10:06:00 AM	TES
PCBs	PCB-1254	0.0	U	300.0	MLDE110411001	4/13/2011 10:06:00 AM	TES
PCBs	PCB-1260	0.0	U	300.0	MLDE110411001	4/13/2011 10:06:00 AM	TES
PCBs	Tetrachloro-m-xylene	120			MLDE110411001	4/13/2011 10:06:00 AM	TES
PCBs	Tetrachloro-m-xylene %R	115			MLDE110411001	4/13/2011 10:06:00 AM	TES

11ML0128 Collection Date 04/11/2011 Sampled By:

Sample Description: **TMD-SO 003/0-1**

This sample was run as a solid as is reported in ug/Kg units on as as received basis.

Test:	Parameter	Result	Flag	RL	Test Batch Num	Analyzed Date/Time	Analyst
PCBs	Decachlorobiphenyl	93			MLDE110411001	4/13/2011 10:06:00 AM	TES
PCBs	Decachlorobiphenyl %R	92.6			MLDE110411001	4/13/2011 10:06:00 AM	TES

11ML0128 Collection Date 04/11/2011 Sampled By:

Sample Description: **TMD-SO 003/0-1**

This sample was run as a solid as is reported in ug/Kg units on as as received basis.

Test:	Parameter	Result	Flag	RL	Test Batch Num	Analyzed Date/Time	Analyst
PCBs	PCB-1016	0.0	U	280.0	MLDE110411001	4/13/2011 10:06:00 AM	TES
PCBs	PCB-1232	0.0	U	280.0	MLDE110411001	4/13/2011 10:06:00 AM	TES
PCBs	PCB-1242	0.0	U	280.0	MLDE110411001	4/13/2011 10:06:00 AM	TES
PCBs	PCB-1248	0.0	U	280.0	MLDE110411001	4/13/2011 10:06:00 AM	TES
PCBs	PCB-1254	0.0	U	280.0	MLDE110411001	4/13/2011 10:06:00 AM	TES
PCBs	PCB-1260	0.0	U	280.0	MLDE110411001	4/13/2011 10:06:00 AM	TES
PCBs	Tetrachloro-m-xylene	110			MLDE110411001	4/13/2011 10:06:00 AM	TES
PCBs	Tetrachloro-m-xylene %R	114			MLDE110411001	4/13/2011 10:06:00 AM	TES

11ML0129 Collection Date 04/11/2011 Sampled By:

Sample Description: **TMD-SO 003/10-11.3**

This sample was run as a solid as is reported in ug/Kg units on as as received basis.

Test:	Parameter	Result	Flag	RL	Test Batch Num	Analyzed Date/Time	Analyst
PCBs	Decachlorobiphenyl	100			MLDE110411001	4/13/2011 10:06:00 AM	TES
PCBs	Decachlorobiphenyl %R	102			MLDE110411001	4/13/2011 10:06:00 AM	TES
PCBs	PCB-1016	0.0	U	270.0	MLDE110411001	4/13/2011 10:06:00 AM	TES
PCBs	PCB-1232	0.0	U	270.0	MLDE110411001	4/13/2011 10:06:00 AM	TES
PCBs	PCB-1242	0.0	U	270.0	MLDE110411001	4/13/2011 10:06:00 AM	TES
PCBs	PCB-1248	0.0	U	270.0	MLDE110411001	4/13/2011 10:06:00 AM	TES
PCBs	PCB-1254	0.0	U	270.0	MLDE110411001	4/13/2011 10:06:00 AM	TES
PCBs	PCB-1260	0.0	U	270.0	MLDE110411001	4/13/2011 10:06:00 AM	TES
PCBs	Tetrachloro-m-xylene	110			MLDE110411001	4/13/2011 10:06:00 AM	TES
PCBs	Tetrachloro-m-xylene %R	114			MLDE110411001	4/13/2011 10:06:00 AM	TES

11ML0130 Collection Date 04/11/2011 Sampled By:

Sample Description: **TMD-SO 003/11.3-12**

This sample was run as a solid as is reported in ug/Kg units on as as received basis.

Test:	Parameter	Result	Flag	RL	Test Batch Num	Analyzed Date/Time	Analyst
PCBs	Decachlorobiphenyl	100			MLDE110411001	4/13/2011 10:06:00 AM	TES
PCBs	Decachlorobiphenyl %R	104			MLDE110411001	4/13/2011 10:06:00 AM	TES
PCBs	PCB-1016	0.0	U	270.0	MLDE110411001	4/13/2011 10:06:00 AM	TES
PCBs	PCB-1232	0.0	U	270.0	MLDE110411001	4/13/2011 10:06:00 AM	TES
PCBs	PCB-1242	0.0	U	270.0	MLDE110411001	4/13/2011 10:06:00 AM	TES
PCBs	PCB-1248	0.0	U	270.0	MLDE110411001	4/13/2011 10:06:00 AM	TES
PCBs	PCB-1254	0.0	U	270.0	MLDE110411001	4/13/2011 10:06:00 AM	TES
PCBs	PCB-1260	0.0	U	270.0	MLDE110411001	4/13/2011 10:06:00 AM	TES
PCBs	Tetrachloro-m-xylene	130			MLDE110411001	4/13/2011 10:06:00 AM	TES
PCBs	Tetrachloro-m-xylene %R	126			MLDE110411001	4/13/2011 10:06:00 AM	TES

11ML0131 Collection Date 04/11/2011 Sampled By:

Sample Description: **TMD-SO 003/2-3**

This sample was run as a solid as is reported in ug/Kg units on as as received basis.

Test:	Parameter	Result	Flag	RL	Test Batch Num	Analyzed Date/Time	Analyst
PCBs	Decachlorobiphenyl	98			MLDE110411001	4/13/2011 10:06:00 AM	TES
PCBs	Decachlorobiphenyl %R	98.4			MLDE110411001	4/13/2011 10:06:00 AM	TES
PCBs	PCB-1016	0.0	U	260.0	MLDE110411001	4/13/2011 10:06:00 AM	TES

11ML0131 Collection Date 04/11/2011 Sampled By:

Sample Description: **TMD-SO 003/2-3**

This sample was run as a solid as is reported in ug/Kg units on as as received basis.

Test:	Parameter	Result	Flag	RL	Test Batch Num	Analyzed Date/Time	Analyst
PCBs	PCB-1232	0.0	U	260.0	MLDE110411001	4/13/2011 10:06:00 AM	TES
PCBs	PCB-1242	0.0	U	260.0	MLDE110411001	4/13/2011 10:06:00 AM	TES
PCBs	PCB-1248	0.0	U	260.0	MLDE110411001	4/13/2011 10:06:00 AM	TES
PCBs	PCB-1254	0.0	U	260.0	MLDE110411001	4/13/2011 10:06:00 AM	TES
PCBs	PCB-1260	0.0	U	260.0	MLDE110411001	4/13/2011 10:06:00 AM	TES
PCBs	Tetrachloro-m-xylene	130			MLDE110411001	4/13/2011 10:06:00 AM	TES
PCBs	Tetrachloro-m-xylene %R	131			MLDE110411001	4/13/2011 10:06:00 AM	TES

11ML0132 Collection Date 04/11/2011 Sampled By:

Sample Description: **TMD-SO 003/4-5**

This sample was run as a solid as is reported in ug/Kg units on as as received basis.

Test:	Parameter	Result	Flag	RL	Test Batch Num	Analyzed Date/Time	Analyst
PCBs	Decachlorobiphenyl	85			MLDE110411001	4/13/2011 10:06:00 AM	TES
PCBs	Decachlorobiphenyl %R	84.7			MLDE110411001	4/13/2011 10:06:00 AM	TES
PCBs	PCB-1016	0.0	U	320.0	MLDE110411001	4/13/2011 10:06:00 AM	TES
PCBs	PCB-1232	0.0	U	320.0	MLDE110411001	4/13/2011 10:06:00 AM	TES
PCBs	PCB-1242	0.0	U	320.0	MLDE110411001	4/13/2011 10:06:00 AM	TES
PCBs	PCB-1248	0.0	U	320.0	MLDE110411001	4/13/2011 10:06:00 AM	TES
PCBs	PCB-1254	0.0	U	320.0	MLDE110411001	4/13/2011 10:06:00 AM	TES
PCBs	PCB-1260	0.0	U	320.0	MLDE110411001	4/13/2011 10:06:00 AM	TES
PCBs	Tetrachloro-m-xylene	140			MLDE110411001	4/13/2011 10:06:00 AM	TES
PCBs	Tetrachloro-m-xylene %R	141			MLDE110411001	4/13/2011 10:06:00 AM	TES

11ML0133 Collection Date 04/11/2011 Sampled By:

Sample Description: **TMD-SO 003/5-6**

This sample was run as a solid as is reported in ug/Kg units on as as received basis.

Test:	Parameter	Result	Flag	RL	Test Batch Num	Analyzed Date/Time	Analyst
PCBs	Decachlorobiphenyl	86			MLDE110411001	4/13/2011 10:06:00 AM	TES
PCBs	Decachlorobiphenyl %R	86.2			MLDE110411001	4/13/2011 10:06:00 AM	TES
PCBs	PCB-1016	0.0	U	270.0	MLDE110411001	4/13/2011 10:06:00 AM	TES
PCBs	PCB-1232	0.0	U	270.0	MLDE110411001	4/13/2011 10:06:00 AM	TES
PCBs	PCB-1242	0.0	U	270.0	MLDE110411001	4/13/2011 10:06:00 AM	TES
PCBs	PCB-1248	0.0	U	270.0	MLDE110411001	4/13/2011 10:06:00 AM	TES
PCBs	PCB-1254	0.0	U	270.0	MLDE110411001	4/13/2011 10:06:00 AM	TES
PCBs	PCB-1260	0.0	U	270.0	MLDE110411001	4/13/2011 10:06:00 AM	TES
PCBs	Tetrachloro-m-xylene	120			MLDE110411001	4/13/2011 10:06:00 AM	TES
PCBs	Tetrachloro-m-xylene %R	123			MLDE110411001	4/13/2011 10:06:00 AM	TES

Test:	Parameter	Result	Flag	RL	Test Batch Num	Analyzed Date/Time	Analyst
Matrix Spike-PCBs	Decachlorobiphenyl	76			MLDE110411001	4/13/2011 10:01:00 AM	TES
Matrix Spike-PCBs	Decachlorobiphenyl - % Recovery	76.2			MLDE110411001	4/13/2011 10:01:00 AM	TES
Matrix Spike-PCBs	PCB-1016	0.0	U	280.0	MLDE110411001	4/13/2011 10:01:00 AM	CR
Matrix Spike-PCBs	PCB-1232	0.0	U	280.0	MLDE110411001	4/13/2011 10:01:00 AM	CR
Matrix Spike-PCBs	PCB-1242	0.0	U	280.0	MLDE110411001	4/13/2011 10:01:00 AM	CR
Matrix Spike-PCBs	PCB-1248	3400		280.0	MLDE110411001	4/13/2011 10:01:00 AM	TES
Matrix Spike-PCBs	PCB-1248 - % Recovery	123			MLDE110411001	4/13/2011 10:01:00 AM	TES
Matrix Spike-PCBs	PCB-1254	0.0	U	280.0	MLDE110411001	4/13/2011 10:01:00 AM	CR

11ML0133 Collection Date 04/11/2011 Sampled By:

Sample Description: TMD-SO 003/5-6

This sample was run as a solid as is reported in ug/Kg units on as as received basis

Test:	Parameter	Result	Flag	RL	Test Batch Num	Analyzed Date/Time	Analyst
Matrix Spike-PCBs	PCB-1260	0.0	U	280.0	MLDE110411001	4/13/2011 10:01:00 AM	CR
Matrix Spike-PCBs	Tetrachloro-m-xylene	120			MLDE110411001	4/13/2011 10:01:00 AM	TES
Matrix Spike-PCBs	Tetrachloro-m-xylene - % Recovery	119			MLDE110411001	4/13/2011 10:01:00 AM	TES

MLDE110411001BIn01 Collection Date 04/11/2011 Sampled By: TES

Sample Description:

Batch Level QC Sample

Test:	Parameter	Result	Flag	RL	Test Batch Num	Analyzed Date/Time	Analyst
Method Blank-PCBs	Decachlorobiphenyl	84			MLDE110411001		TES
Method Blank-PCBs	Decachlorobiphenyl %R	84			MLDE110411001		TES
Method Blank-PCBs	PCB-1016	0.0	U	290.0	MLDE110411001		TES
Method Blank-PCBs	PCB-1232	0.0	U	290.0	MLDE110411001		TES
Method Blank-PCBs	PCB-1242	0.0	U	290.0	MLDE110411001		TES
Method Blank-PCBs	PCB-1248	0.0	U	290.0	MLDE110411001		TES
Method Blank-PCBs	PCB-1254	0.0	U	290.0	MLDE110411001		TES
Method Blank-PCBs	PCB-1260	0.0	U	290.0	MLDE110411001		TES
Method Blank-PCBs	Tetrachloro-m-xylene	100			MLDE110411001		TES
Method Blank-PCBs	Tetrachloro-m-xylene %R	102			MLDE110411001		TES

Approved: _____

Quality Control Officer

Site Name: 10 Mile Drain
TDF# 5-214-012
Date Issued: 04/13/11
Analysis: PCBs

Author: Thomas Sedlacek
Charge# 03037.3.14.02.03.B5BE.000.012
Report Title: StClair 1-2

NARRATIVE

Twenty-seven (27) soil samples were submitted to FASP (Field Analytical Support Program) for PCB analysis. The samples were run without significant complications. The following twenty (20) samples are included in this narrative:

11CD16	11CD17	11CD18	11CD19
11CD20	11CD21	11CD22	11CD23
11CD24	11CD25	11CD26	11CD27
11CD28	11CD29	11CD30	11CD31
11CD32	11CD33	11CD34	11CD35

PCBs Analysis

Sample Collection and Analysis

The samples were collected on April 11 and 12, 2011 and were analyzed on April 13, 2011 within the required hold times for PCBs.

Initial and Continuing Calibration

The initial calibration for AR1248 was run on April 12, 2011 and all compounds met the calibration criteria of <30% RSD (relative standard deviation).

For continuing calibration run on April 12 and 13, 2011 the average response was within the QC limits of ± 35%.

Sample QC (Method Blanks, Matrix Spikes and Surrogates)

Method blank MLDE110412001Bln01 was found to be free of all target analytes at the stated detection limit.

All surrogate recoveries were within the acceptance limits of 50-150 %R for soils.

Sample TMD-SO 005/8-8.5 was utilized as the matrix spike in this sample delivery group. The percent recoveries of all spiked compounds were within acceptance criteria of 50-150 %R (percent recovery).

Sample TMD-SO 007/2-3 was utilized as the matrix spike in this sample delivery group. The percent recoveries of all spiked compounds were within acceptance criteria of 50-150 %R (percent recovery).

Reviewed By: [signature] 4/13/11 Date: 4/13/11

Site Name: 10 Mile Drain
TDF# 5-214-012
Date Issued: 04/13/11
Analysis: PCBs

Author: Thomas Sedlacek
Charge# 03037.3.14.02.03.B5BE.000.012
Report Title: StClair 1-2

An experienced analyst reviewed the chromatograms to ensure that no pattern matches for any of the standard Aroclors were present

Flag	Description
J	The reported value is considered estimated due to Quality Control Issues
U	The compound is non-detect at the reported value

Reviewed By: _____ Date: 4/13/11

EPA Region 5 Mobile Lab

10 Mile Drain Site

St Clair Shores, MI

Report Number: MLSG110412-001
Samples Received: 04/12/2011

11ML0134 **Collection Date** 04/11/2011 **Sampled By:**

Sample Description: **TMD-SO 004/0-1**

This sample was run as a solid as is reported in ug/Kg units on as as received basis.

Test:	Parameter	Result	Flag	RL	Test Batch Num	Analyzed Date/Time	Analyst
PCBs	Decachlorobiphenyl	76			MLDR110413002	4/13/2011 6:02:00 PM	TES
PCBs	Decachlorobiphenyl %R	75.6			MLDR110413002	4/13/2011 6:02:00 PM	TES
PCBs	PCB-1016	0.0	U	300.0	MLDR110413002	4/13/2011 6:02:00 PM	TES
PCBs	PCB-1232	0.0	U	300.0	MLDR110413002	4/13/2011 6:02:00 PM	TES
PCBs	PCB-1242	0.0	U	300.0	MLDR110413002	4/13/2011 6:02:00 PM	TES
PCBs	PCB-1248	0.0	U	300.0	MLDR110413002	4/13/2011 6:02:00 PM	TES
PCBs	PCB-1254	0.0	U	300.0	MLDR110413002	4/13/2011 6:02:00 PM	TES
PCBs	PCB-1260	0.0	U	300.0	MLDR110413002	4/13/2011 6:02:00 PM	TES
PCBs	Tetrachloro-m-xylene	130			MLDR110413002	4/13/2011 6:02:00 PM	TES
PCBs	Tetrachloro-m-xylene %R	125			MLDR110413002	4/13/2011 6:02:00 PM	TES

11ML0135 **Collection Date** 04/11/2011 **Sampled By:**

Sample Description: **TMD-SO 004/2-3**

This sample was run as a solid as is reported in ug/Kg units on as as received basis.

Test:	Parameter	Result	Flag	RL	Test Batch Num	Analyzed Date/Time	Analyst
PCBs	Decachlorobiphenyl	78			MLDR110413002	4/13/2011 6:02:00 PM	TES
PCBs	Decachlorobiphenyl %R	77.8			MLDR110413002	4/13/2011 6:02:00 PM	TES
PCBs	PCB-1016	0.0	U	290.0	MLDR110413002	4/13/2011 6:02:00 PM	TES
PCBs	PCB-1232	0.0	U	290.0	MLDR110413002	4/13/2011 6:02:00 PM	TES
PCBs	PCB-1242	0.0	U	290.0	MLDR110413002	4/13/2011 6:02:00 PM	TES
PCBs	PCB-1248	0.0	U	290.0	MLDR110413002	4/13/2011 6:02:00 PM	TES
PCBs	PCB-1254	0.0	U	290.0	MLDR110413002	4/13/2011 6:02:00 PM	TES
PCBs	PCB-1260	0.0	U	290.0	MLDR110413002	4/13/2011 6:02:00 PM	TES
PCBs	Tetrachloro-m-xylene	120			MLDR110413002	4/13/2011 6:02:00 PM	TES
PCBs	Tetrachloro-m-xylene %R	122			MLDR110413002	4/13/2011 6:02:00 PM	TES

11ML0136 **Collection Date** 04/11/2011 **Sampled By:**

Sample Description: **TMD-SO 004/4-5**

This sample was run as a solid as is reported in ug/Kg units on as as received basis.

Test:	Parameter	Result	Flag	RL	Test Batch Num	Analyzed Date/Time	Analyst
PCBs	Decachlorobiphenyl	75			MLDR110413002	4/13/2011 6:02:00 PM	TES
PCBs	Decachlorobiphenyl %R	74.6			MLDR110413002	4/13/2011 6:02:00 PM	TES
PCBs	PCB-1016	0.0	U	330.0	MLDR110413002	4/13/2011 6:02:00 PM	TES
PCBs	PCB-1232	0.0	U	330.0	MLDR110413002	4/13/2011 6:02:00 PM	TES
PCBs	PCB-1242	0.0	U	330.0	MLDR110413002	4/13/2011 6:02:00 PM	TES
PCBs	PCB-1248	0.0	U	330.0	MLDR110413002	4/13/2011 6:02:00 PM	TES
PCBs	PCB-1254	0.0	U	330.0	MLDR110413002	4/13/2011 6:02:00 PM	TES
PCBs	PCB-1260	0.0	U	330.0	MLDR110413002	4/13/2011 6:02:00 PM	TES
PCBs	Tetrachloro-m-xylene	130			MLDR110413002	4/13/2011 6:02:00 PM	TES
PCBs	Tetrachloro-m-xylene %R	126			MLDR110413002	4/13/2011 6:02:00 PM	TES

11ML0137 Collection Date 04/11/2011 Sampled By:

Sample Description: TMD-SO 004/6-7

This sample was run as a solid as is reported in ug/Kg units on as as received basis.

Test:	Parameter	Result	Flag	RL	Test Batch Num	Analyzed Date/Time	Analyst
PCBs	Decachlorobiphenyl	78			MLDR110413002	4/13/2011 6:02:00 PM	TES
PCBs	Decachlorobiphenyl %R	78.3			MLDR110413002	4/13/2011 6:02:00 PM	TES
PCBs	PCB-1016	0.0	U	280.0	MLDR110413002	4/13/2011 6:02:00 PM	TES
PCBs	PCB-1232	0.0	U	280.0	MLDR110413002	4/13/2011 6:02:00 PM	TES
PCBs	PCB-1242	0.0	U	280.0	MLDR110413002	4/13/2011 6:02:00 PM	TES
PCBs	PCB-1248	0.0	U	280.0	MLDR110413002	4/13/2011 6:02:00 PM	TES
PCBs	PCB-1254	0.0	U	280.0	MLDR110413002	4/13/2011 6:02:00 PM	TES
PCBs	PCB-1260	0.0	U	280.0	MLDR110413002	4/13/2011 6:02:00 PM	TES
PCBs	Tetrachloro-m-xylene	130			MLDR110413002	4/13/2011 6:02:00 PM	TES
PCBs	Tetrachloro-m-xylene %R	126			MLDR110413002	4/13/2011 6:02:00 PM	TES

11ML0138 Collection Date 04/11/2011 Sampled By:

Sample Description: TMD-SO 004/7-8

This sample was run as a solid as is reported in ug/Kg units on as as received basis.

Test:	Parameter	Result	Flag	RL	Test Batch Num	Analyzed Date/Time	Analyst
PCBs	Decachlorobiphenyl	75			MLDR110413002	4/13/2011 6:02:00 PM	TES
PCBs	Decachlorobiphenyl %R	75.2			MLDR110413002	4/13/2011 6:02:00 PM	TES
PCBs	PCB-1016	0.0	U	300.0	MLDR110413002	4/13/2011 6:02:00 PM	TES
PCBs	PCB-1232	0.0	U	300.0	MLDR110413002	4/13/2011 6:02:00 PM	TES
PCBs	PCB-1242	0.0	U	300.0	MLDR110413002	4/13/2011 6:02:00 PM	TES
PCBs	PCB-1248	0.0	U	300.0	MLDR110413002	4/13/2011 6:02:00 PM	TES
PCBs	PCB-1254	0.0	U	300.0	MLDR110413002	4/13/2011 6:02:00 PM	TES
PCBs	PCB-1260	0.0	U	300.0	MLDR110413002	4/13/2011 6:02:00 PM	TES
PCBs	Tetrachloro-m-xylene	120			MLDR110413002	4/13/2011 6:02:00 PM	TES
PCBs	Tetrachloro-m-xylene %R	120			MLDR110413002	4/13/2011 6:02:00 PM	TES

11ML0139 Collection Date 04/11/2011 Sampled By:

Sample Description: TMD-SO 005/0-1

This sample was run as a solid as is reported in ug/Kg units on as as received basis.

Test:	Parameter	Result	Flag	RL	Test Batch Num	Analyzed Date/Time	Analyst
PCBs	Decachlorobiphenyl	83			MLDR110413002	4/13/2011 6:02:00 PM	TES
PCBs	Decachlorobiphenyl %R	83.3			MLDR110413002	4/13/2011 6:02:00 PM	TES
PCBs	PCB-1016	0.0	U	310.0	MLDR110413002	4/13/2011 6:02:00 PM	TES
PCBs	PCB-1232	0.0	U	310.0	MLDR110413002	4/13/2011 6:02:00 PM	TES
PCBs	PCB-1242	0.0	U	310.0	MLDR110413002	4/13/2011 6:02:00 PM	TES
PCBs	PCB-1248	0.0	U	310.0	MLDR110413002	4/13/2011 6:02:00 PM	TES
PCBs	PCB-1254	0.0	U	310.0	MLDR110413002	4/13/2011 6:02:00 PM	TES
PCBs	PCB-1260	0.0	U	310.0	MLDR110413002	4/13/2011 6:02:00 PM	TES
PCBs	Tetrachloro-m-xylene	120			MLDR110413002	4/13/2011 6:02:00 PM	TES
PCBs	Tetrachloro-m-xylene %R	121			MLDR110413002	4/13/2011 6:02:00 PM	TES

11ML0140 Collection Date 04/11/2011 Sampled By:

Sample Description: TMD-SO 005/2-3

This sample was run as a solid as is reported in ug/Kg units on as as received basis.

Test:	Parameter	Result	Flag	RL	Test Batch Num	Analyzed Date/Time	Analyst
PCBs	Decachlorobiphenyl	81			MLDR110413002	4/13/2011 6:02:00 PM	TES

11ML0140 Collection Date 04/11/2011 Sampled By:

Sample Description: **TMD-SO 005/2-3**

This sample was run as a solid as is reported in ug/Kg units on as as received basis.

Test:	Parameter	Result	Flag	RL	Test Batch Num	Analyzed Date/Time	Analyst
PCBs	Decachlorobiphenyl %R	80.7			MLDR110413002	4/13/2011 6:02:00 PM	TES
PCBs	PCB-1016	0.0	U	260.0	MLDR110413002	4/13/2011 6:02:00 PM	TES
PCBs	PCB-1232	0.0	U	260.0	MLDR110413002	4/13/2011 6:02:00 PM	TES
PCBs	PCB-1242	0.0	U	260.0	MLDR110413002	4/13/2011 6:02:00 PM	TES
PCBs	PCB-1248	0.0	U	260.0	MLDR110413002	4/13/2011 6:02:00 PM	TES
PCBs	PCB-1254	0.0	U	260.0	MLDR110413002	4/13/2011 6:02:00 PM	TES
PCBs	PCB-1260	0.0	U	260.0	MLDR110413002	4/13/2011 6:02:00 PM	TES
PCBs	Tetrachloro-m-xylene	130			MLDR110413002	4/13/2011 6:02:00 PM	TES
PCBs	Tetrachloro-m-xylene %R	131			MLDR110413002	4/13/2011 6:02:00 PM	TES

11ML0141 Collection Date 04/11/2011 Sampled By:

Sample Description: **TMD-SO 005/4-5**

This sample was run as a solid as is reported in ug/Kg units on as as received basis.

Test:	Parameter	Result	Flag	RL	Test Batch Num	Analyzed Date/Time	Analyst
PCBs	Decachlorobiphenyl	79			MLDR110413002	4/13/2011 6:02:00 PM	TES
PCBs	Decachlorobiphenyl %R	78.8			MLDR110413002	4/13/2011 6:02:00 PM	TES
PCBs	PCB-1016	0.0	U	260.0	MLDR110413002	4/13/2011 6:02:00 PM	TES
PCBs	PCB-1232	0.0	U	260.0	MLDR110413002	4/13/2011 6:02:00 PM	TES
PCBs	PCB-1242	0.0	U	260.0	MLDR110413002	4/13/2011 6:02:00 PM	TES
PCBs	PCB-1248	0.0	U	260.0	MLDR110413002	4/13/2011 6:02:00 PM	TES
PCBs	PCB-1254	0.0	U	260.0	MLDR110413002	4/13/2011 6:02:00 PM	TES
PCBs	PCB-1260	0.0	U	260.0	MLDR110413002	4/13/2011 6:02:00 PM	TES
PCBs	Tetrachloro-m-xylene	130			MLDR110413002	4/13/2011 6:02:00 PM	TES
PCBs	Tetrachloro-m-xylene %R	131			MLDR110413002	4/13/2011 6:02:00 PM	TES

11ML0142 Collection Date 04/11/2011 Sampled By:

Sample Description: **TMD-SO 005/6-7**

This sample was run as a solid as is reported in ug/Kg units on as as received basis.

Test:	Parameter	Result	Flag	RL	Test Batch Num	Analyzed Date/Time	Analyst
PCBs	Decachlorobiphenyl	82			MLDR110413002	4/13/2011 6:02:00 PM	TES
PCBs	Decachlorobiphenyl %R	81.7			MLDR110413002	4/13/2011 6:02:00 PM	TES
PCBs	PCB-1016	0.0	U	250.0	MLDR110413002	4/13/2011 6:02:00 PM	TES
PCBs	PCB-1232	0.0	U	250.0	MLDR110413002	4/13/2011 6:02:00 PM	TES
PCBs	PCB-1242	0.0	U	250.0	MLDR110413002	4/13/2011 6:02:00 PM	TES
PCBs	PCB-1248	0.0	U	250.0	MLDR110413002	4/13/2011 6:02:00 PM	TES
PCBs	PCB-1254	0.0	U	250.0	MLDR110413002	4/13/2011 6:02:00 PM	TES
PCBs	PCB-1260	0.0	U	250.0	MLDR110413002	4/13/2011 6:02:00 PM	TES
PCBs	Tetrachloro-m-xylene	130			MLDR110413002	4/13/2011 6:02:00 PM	TES
PCBs	Tetrachloro-m-xylene %R	131			MLDR110413002	4/13/2011 6:02:00 PM	TES

11ML0143 Collection Date 04/11/2011 Sampled By:

Sample Description: **TMD-SO 005/7-8**

This sample was run as a solid as is reported in ug/Kg units on as as received basis.

Test:	Parameter	Result	Flag	RL	Test Batch Num	Analyzed Date/Time	Analyst
PCBs	Decachlorobiphenyl	78			MLDR110413002	4/13/2011 6:02:00 PM	TES
PCBs	Decachlorobiphenyl %R	77.7			MLDR110413002	4/13/2011 6:02:00 PM	TES

11ML0143 Collection Date 04/11/2011 Sampled By:

Sample Description: **TMD-SO 005/7-8**

This sample was run as a solid as is reported in ug/Kg units on as as received basis.

Test:	Parameter	Result	Flag	RL	Test Batch Num	Analyzed Date/Time	Analyst
PCBs	PCB-1016	0.0	U	240.0	MLDR110413002	4/13/2011 6:02:00 PM	TES
PCBs	PCB-1232	0.0	U	240.0	MLDR110413002	4/13/2011 6:02:00 PM	TES
PCBs	PCB-1242	0.0	U	240.0	MLDR110413002	4/13/2011 6:02:00 PM	TES
PCBs	PCB-1248	0.0	U	240.0	MLDR110413002	4/13/2011 6:02:00 PM	TES
PCBs	PCB-1254	0.0	U	240.0	MLDR110413002	4/13/2011 6:02:00 PM	TES
PCBs	PCB-1260	0.0	U	240.0	MLDR110413002	4/13/2011 6:02:00 PM	TES
PCBs	Tetrachloro-m-xylene	120			MLDR110413002	4/13/2011 6:02:00 PM	TES
PCBs	Tetrachloro-m-xylene %R	124			MLDR110413002	4/13/2011 6:02:00 PM	TES

11ML0144 Collection Date 04/11/2011 Sampled By:

Sample Description: **TMD-SO 005/8-8.5**

This sample was run as a solid as is reported in ug/Kg units on as as received basis.

Test:	Parameter	Result	Flag	RL	Test Batch Num	Analyzed Date/Time	Analyst
PCBs	Decachlorobiphenyl	77			MLDR110413002	4/13/2011 6:02:00 PM	TES
PCBs	Decachlorobiphenyl %R	76.6			MLDR110413002	4/13/2011 6:02:00 PM	TES
PCBs	PCB-1016	0.0	U	250.0	MLDR110413002	4/13/2011 6:02:00 PM	TES
PCBs	PCB-1232	0.0	U	250.0	MLDR110413002	4/13/2011 6:02:00 PM	TES
PCBs	PCB-1242	0.0	U	250.0	MLDR110413002	4/13/2011 6:02:00 PM	TES
PCBs	PCB-1248	0.0	U	250.0	MLDR110413002	4/13/2011 6:02:00 PM	TES
PCBs	PCB-1254	0.0	U	250.0	MLDR110413002	4/13/2011 6:02:00 PM	TES
PCBs	PCB-1260	0.0	U	250.0	MLDR110413002	4/13/2011 6:02:00 PM	TES
PCBs	Tetrachloro-m-xylene	120			MLDR110413002	4/13/2011 6:02:00 PM	TES
PCBs	Tetrachloro-m-xylene %R	119			MLDR110413002	4/13/2011 6:02:00 PM	TES

Test:	Parameter	Result	Flag	RL	Test Batch Num	Analyzed Date/Time	Analyst
Matrix Spike-PCBs	Decachlorobiphenyl	90			MLDR110413002	4/13/2011 6:00:00 PM	TES
Matrix Spike-PCBs	Decachlorobiphenyl - % Recovery	89.7			MLDR110413002	4/13/2011 6:00:00 PM	TES
Matrix Spike-PCBs	PCB-1016	0.0	U	240.0	MLDR110413002	4/13/2011 6:00:00 PM	TES
Matrix Spike-PCBs	PCB-1232	0.0	U	240.0	MLDR110413002	4/13/2011 6:00:00 PM	TES
Matrix Spike-PCBs	PCB-1242	0.0	U	240.0	MLDR110413002	4/13/2011 6:00:00 PM	TES
Matrix Spike-PCBs	PCB-1248	2900		240.0	MLDR110413002	4/13/2011 6:00:00 PM	TES
Matrix Spike-PCBs	PCB-1248 - % Recovery	119			MLDR110413002	4/13/2011 6:00:00 PM	TES
Matrix Spike-PCBs	PCB-1254	0.0	U	240.0	MLDR110413002	4/13/2011 6:00:00 PM	TES
Matrix Spike-PCBs	PCB-1260	0.0	U	240.0	MLDR110413002	4/13/2011 6:00:00 PM	TES
Matrix Spike-PCBs	Tetrachloro-m-xylene	120			MLDR110413002	4/13/2011 6:00:00 PM	TES
Matrix Spike-PCBs	Tetrachloro-m-xylene - % Recovery	124			MLDR110413002	4/13/2011 6:00:00 PM	TES

11ML0145 Collection Date 04/12/2011 Sampled By:

Sample Description: **TMD-SO 006/1-2**

This sample was run as a solid as is reported in ug/Kg units on as as received basis.

Test:	Parameter	Result	Flag	RL	Test Batch Num	Analyzed Date/Time	Analyst
PCBs	Decachlorobiphenyl	100			MLDR110413002	4/13/2011 6:02:00 PM	TES
PCBs	Decachlorobiphenyl %R	104			MLDR110413002	4/13/2011 6:02:00 PM	TES
PCBs	PCB-1016	0.0	U	240.0	MLDR110413002	4/13/2011 6:02:00 PM	TES
PCBs	PCB-1232	0.0	U	240.0	MLDR110413002	4/13/2011 6:02:00 PM	TES
PCBs	PCB-1242	0.0	U	240.0	MLDR110413002	4/13/2011 6:02:00 PM	TES
PCBs	PCB-1248	0.0	U	240.0	MLDR110413002	4/13/2011 6:02:00 PM	TES

11ML0145 Collection Date 04/12/2011 Sampled By:

Sample Description: TMD-SO 006/1-2

This sample was run as a solid as is reported in ug/Kg units on as as received basis.

Test:	Parameter	Result	Flag	RL	Test Batch Num	Analyzed Date/Time	Analyst
PCBs	PCB-1254	0.0	U	240.0	MLDR110413002	4/13/2011 6:02:00 PM	TES
PCBs	PCB-1260	0.0	U	240.0	MLDR110413002	4/13/2011 6:02:00 PM	TES
PCBs	Tetrachloro-m-xylene	130			MLDR110413002	4/13/2011 6:02:00 PM	TES
PCBs	Tetrachloro-m-xylene %R	133			MLDR110413002	4/13/2011 6:02:00 PM	TES

11ML0146 Collection Date 04/12/2011 Sampled By:

Sample Description: TMD-SO 006/2-3

This sample was run as a solid as is reported in ug/Kg units on as as received basis.

Test:	Parameter	Result	Flag	RL	Test Batch Num	Analyzed Date/Time	Analyst
PCBs	Decachlorobiphenyl	93			MLDR110413002	4/13/2011 6:02:00 PM	TES
PCBs	Decachlorobiphenyl %R	93.3			MLDR110413002	4/13/2011 6:02:00 PM	TES
PCBs	PCB-1016	0.0	U	300.0	MLDR110413002	4/13/2011 6:02:00 PM	TES
PCBs	PCB-1232	0.0	U	300.0	MLDR110413002	4/13/2011 6:02:00 PM	TES
PCBs	PCB-1242	0.0	U	300.0	MLDR110413002	4/13/2011 6:02:00 PM	TES
PCBs	PCB-1248	0.0	U	300.0	MLDR110413002	4/13/2011 6:02:00 PM	TES
PCBs	PCB-1254	0.0	U	300.0	MLDR110413002	4/13/2011 6:02:00 PM	TES
PCBs	PCB-1260	0.0	U	300.0	MLDR110413002	4/13/2011 6:02:00 PM	TES
PCBs	Tetrachloro-m-xylene	140			MLDR110413002	4/13/2011 6:02:00 PM	TES
PCBs	Tetrachloro-m-xylene %R	138			MLDR110413002	4/13/2011 6:02:00 PM	TES

11ML0147 Collection Date 04/12/2011 Sampled By:

Sample Description: TMD-SO 006/5-6

This sample was run as a solid as is reported in ug/Kg units on as as received basis.

Test:	Parameter	Result	Flag	RL	Test Batch Num	Analyzed Date/Time	Analyst
PCBs	Decachlorobiphenyl	94			MLDR110413002	4/13/2011 6:02:00 PM	TES
PCBs	Decachlorobiphenyl %R	93.5			MLDR110413002	4/13/2011 6:02:00 PM	TES
PCBs	PCB-1016	0.0	U	310.0	MLDR110413002	4/13/2011 6:02:00 PM	TES
PCBs	PCB-1232	0.0	U	310.0	MLDR110413002	4/13/2011 6:02:00 PM	TES
PCBs	PCB-1242	0.0	U	310.0	MLDR110413002	4/13/2011 6:02:00 PM	TES
PCBs	PCB-1248	0.0	U	310.0	MLDR110413002	4/13/2011 6:02:00 PM	TES
PCBs	PCB-1254	0.0	U	310.0	MLDR110413002	4/13/2011 6:02:00 PM	TES
PCBs	PCB-1260	0.0	U	310.0	MLDR110413002	4/13/2011 6:02:00 PM	TES
PCBs	Tetrachloro-m-xylene	140			MLDR110413002	4/13/2011 6:02:00 PM	TES
PCBs	Tetrachloro-m-xylene %R	141			MLDR110413002	4/13/2011 6:02:00 PM	TES

11ML0148 Collection Date 04/12/2011 Sampled By:

Sample Description: TMD-SO 006/6-7

Test:	Parameter	Result	Flag	RL	Test Batch Num	Analyzed Date/Time	Analyst
PCBs	Decachlorobiphenyl	83			MLDR110413002	4/13/2011 6:02:00 PM	TES
PCBs	Decachlorobiphenyl %R	82.6			MLDR110413002	4/13/2011 6:02:00 PM	TES
PCBs	PCB-1016	0.0	U	280.0	MLDR110413002	4/13/2011 6:02:00 PM	TES
PCBs	PCB-1232	0.0	U	280.0	MLDR110413002	4/13/2011 6:02:00 PM	TES
PCBs	PCB-1242	0.0	U	280.0	MLDR110413002	4/13/2011 6:02:00 PM	TES
PCBs	PCB-1248	0.0	U	280.0	MLDR110413002	4/13/2011 6:02:00 PM	TES
PCBs	PCB-1254	0.0	U	280.0	MLDR110413002	4/13/2011 6:02:00 PM	TES

11ML0148 Collection Date 04/12/2011 Sampled By:

Sample Description: TMD-SO 006/6-7

Test:	Parameter	Result	Flag	RL	Test Batch Num	Analyzed Date/Time	Analyst
PCBs	PCB-1260	0.0	U	280.0	MLDR110413002	4/13/2011 6:02:00 PM	TES
PCBs	Tetrachloro-m-xylene	130			MLDR110413002	4/13/2011 6:02:00 PM	TES
PCBs	Tetrachloro-m-xylene %R	134			MLDR110413002	4/13/2011 6:02:00 PM	TES

11ML0149 Collection Date 04/12/2011 Sampled By:

Sample Description: TMD-SO 007/0-1

This sample was run as a solid as is reported in ug/Kg units on as as received basis.

Test:	Parameter	Result	Flag	RL	Test Batch Num	Analyzed Date/Time	Analyst
PCBs	Decachlorobiphenyl	81			MLDR110413002	4/13/2011 6:02:00 PM	TES
PCBs	Decachlorobiphenyl %R	81.4			MLDR110413002	4/13/2011 6:02:00 PM	TES
PCBs	PCB-1016	0.0	U	290.0	MLDR110413002	4/13/2011 6:02:00 PM	TES
PCBs	PCB-1232	0.0	U	290.0	MLDR110413002	4/13/2011 6:02:00 PM	TES
PCBs	PCB-1242	0.0	U	290.0	MLDR110413002	4/13/2011 6:02:00 PM	TES
PCBs	PCB-1248	0.0	U	290.0	MLDR110413002	4/13/2011 6:02:00 PM	TES
PCBs	PCB-1254	0.0	U	290.0	MLDR110413002	4/13/2011 6:02:00 PM	TES
PCBs	PCB-1260	0.0	U	290.0	MLDR110413002	4/13/2011 6:02:00 PM	TES
PCBs	Tetrachloro-m-xylene	140			MLDR110413002	4/13/2011 6:02:00 PM	TES
PCBs	Tetrachloro-m-xylene %R	136			MLDR110413002	4/13/2011 6:02:00 PM	TES

11ML0150 Collection Date 04/12/2011 Sampled By:

Sample Description: TMD-SO 007/11-12

This sample was run as a solid as is reported in ug/Kg units on as as received basis.

Test:	Parameter	Result	Flag	RL	Test Batch Num	Analyzed Date/Time	Analyst
PCBs	Decachlorobiphenyl	78			MLDR110413002	4/13/2011 6:02:00 PM	TES
PCBs	Decachlorobiphenyl %R	77.7			MLDR110413002	4/13/2011 6:02:00 PM	TES
PCBs	PCB-1016	0.0	U	280.0	MLDR110413002	4/13/2011 6:02:00 PM	TES
PCBs	PCB-1232	0.0	U	280.0	MLDR110413002	4/13/2011 6:02:00 PM	TES
PCBs	PCB-1242	0.0	U	280.0	MLDR110413002	4/13/2011 6:02:00 PM	TES
PCBs	PCB-1248	0.0	U	280.0	MLDR110413002	4/13/2011 6:02:00 PM	TES
PCBs	PCB-1254	0.0	U	280.0	MLDR110413002	4/13/2011 6:02:00 PM	TES
PCBs	PCB-1260	0.0	U	280.0	MLDR110413002	4/13/2011 6:02:00 PM	TES
PCBs	Tetrachloro-m-xylene	130			MLDR110413002	4/13/2011 6:02:00 PM	TES
PCBs	Tetrachloro-m-xylene %R	134			MLDR110413002	4/13/2011 6:02:00 PM	TES

11ML0151 Collection Date 04/12/2011 Sampled By:

Sample Description: TMD-SO 007/2-3

This sample was run as a solid as is reported in ug/Kg units on as as received basis.

Test:	Parameter	Result	Flag	RL	Test Batch Num	Analyzed Date/Time	Analyst
PCBs	Decachlorobiphenyl	85			MLDR110413002	4/13/2011 6:02:00 PM	TES
PCBs	Decachlorobiphenyl %R	85.4			MLDR110413002	4/13/2011 6:02:00 PM	TES
PCBs	PCB-1016	0.0	U	310.0	MLDR110413002	4/13/2011 6:02:00 PM	TES
PCBs	PCB-1232	0.0	U	310.0	MLDR110413002	4/13/2011 6:02:00 PM	TES
PCBs	PCB-1242	0.0	U	310.0	MLDR110413002	4/13/2011 6:02:00 PM	TES
PCBs	PCB-1248	0.0	U	310.0	MLDR110413002	4/13/2011 6:02:00 PM	TES
PCBs	PCB-1254	0.0	U	310.0	MLDR110413002	4/13/2011 6:02:00 PM	TES
PCBs	PCB-1260	0.0	U	310.0	MLDR110413002	4/13/2011 6:02:00 PM	TES

11ML0151 Collection Date 04/12/2011 Sampled By:

Sample Description: **TMD-SO 007/2-3**

This sample was run as a solid as is reported in ug/Kg units on as as received basis.

Test:	Parameter	Result	Flag	RL	Test Batch Num	Analyzed Date/Time	Analyst
PCBs	Tetrachloro-m-xylene	140			MLDR110413002	4/13/2011 6:02:00 PM	TES
PCBs	Tetrachloro-m-xylene %R	136			MLDR110413002	4/13/2011 6:02:00 PM	TES

Test:	Parameter	Result	Flag	RL	Test Batch Num	Analyzed Date/Time	Analyst
Matrix Spike-PCBs	Decachlorobiphenyl	89			MLDR110413002	4/13/2011 6:00:00 PM	TES
Matrix Spike-PCBs	Decachlorobiphenyl - % Recovery	88.8			MLDR110413002	4/13/2011 6:00:00 PM	TES
Matrix Spike-PCBs	PCB-1016	0.0	U	310.0	MLDR110413002	4/13/2011 6:00:00 PM	TES
Matrix Spike-PCBs	PCB-1232	0.0	U	310.0	MLDR110413002	4/13/2011 6:00:00 PM	TES
Matrix Spike-PCBs	PCB-1242	4100		310.0	MLDR110413002	4/13/2011 6:00:00 PM	TES
Matrix Spike-PCBs	PCB-1242 - % Recovery	130			MLDR110413002	4/13/2011 6:00:00 PM	TES
Matrix Spike-PCBs	PCB-1248	0.0	U	310.0	MLDR110413002	4/13/2011 6:00:00 PM	TES
Matrix Spike-PCBs	PCB-1254	0.0	U	310.0	MLDR110413002	4/13/2011 6:00:00 PM	TES
Matrix Spike-PCBs	PCB-1260	0.0	U	310.0	MLDR110413002	4/13/2011 6:00:00 PM	TES
Matrix Spike-PCBs	Tetrachloro-m-xylene	140			MLDR110413002	4/13/2011 6:00:00 PM	TES
Matrix Spike-PCBs	Tetrachloro-m-xylene - % Recovery	144			MLDR110413002	4/13/2011 6:00:00 PM	TES

11ML0152 Collection Date 04/12/2011 Sampled By:

Sample Description: **TMD-SO 007/4-5**

This sample was run as a solid as is reported in ug/Kg units on as as received basis.

Test:	Parameter	Result	Flag	RL	Test Batch Num	Analyzed Date/Time	Analyst
PCBs	Decachlorobiphenyl	85			MLDR110413002	4/13/2011 6:02:00 PM	TES
PCBs	Decachlorobiphenyl %R	84.7			MLDR110413002	4/13/2011 6:02:00 PM	TES
PCBs	PCB-1016	0.0	U	280.0	MLDR110413002	4/13/2011 6:02:00 PM	TES
PCBs	PCB-1232	0.0	U	280.0	MLDR110413002	4/13/2011 6:02:00 PM	TES
PCBs	PCB-1242	0.0	U	280.0	MLDR110413002	4/13/2011 6:02:00 PM	TES
PCBs	PCB-1248	0.0	U	280.0	MLDR110413002	4/13/2011 6:02:00 PM	TES
PCBs	PCB-1254	0.0	U	280.0	MLDR110413002	4/13/2011 6:02:00 PM	TES
PCBs	PCB-1260	0.0	U	280.0	MLDR110413002	4/13/2011 6:02:00 PM	TES
PCBs	Tetrachloro-m-xylene	140			MLDR110413002	4/13/2011 6:02:00 PM	TES
PCBs	Tetrachloro-m-xylene %R	142			MLDR110413002	4/13/2011 6:02:00 PM	TES

11ML0153 Collection Date 04/12/2011 Sampled By:

Sample Description: **TMD-SO 007/4-5D**

This sample was run as a solid as is reported in ug/Kg units on as as received basis.

Test:	Parameter	Result	Flag	RL	Test Batch Num	Analyzed Date/Time	Analyst
PCBs	Decachlorobiphenyl	89			MLDR110413002	4/13/2011 6:02:00 PM	TES
PCBs	Decachlorobiphenyl %R	87.6			MLDR110413002	4/13/2011 6:02:00 PM	TES
PCBs	PCB-1016	0.0	U	250.0	MLDR110413002	4/13/2011 6:02:00 PM	TES
PCBs	PCB-1232	0.0	U	250.0	MLDR110413002	4/13/2011 6:02:00 PM	TES
PCBs	PCB-1242	0.0	U	250.0	MLDR110413002	4/13/2011 6:02:00 PM	TES
PCBs	PCB-1248	0.0	U	250.0	MLDR110413002	4/13/2011 6:02:00 PM	TES
PCBs	PCB-1254	0.0	U	250.0	MLDR110413002	4/13/2011 6:02:00 PM	TES
PCBs	PCB-1260	0.0	U	250.0	MLDR110413002	4/13/2011 6:02:00 PM	TES
PCBs	Tetrachloro-m-xylene	140			MLDR110413002	4/13/2011 6:02:00 PM	TES
PCBs	Tetrachloro-m-xylene %R	144			MLDR110413002	4/13/2011 6:02:00 PM	TES

MLDE110412001BIn01 Collection Date 04/12/2011 Sampled By: TES

Sample Description:

Batch Level QC Sample

Test:	Parameter	Result	Flag	RL	Test Batch Num	Analyzed Date/Time	Analyst
Method Blank-PCBs	Decachlorobiphenyl	67			MLDR110413002		TES
Method Blank-PCBs	Decachlorobiphenyl %R	67			MLDR110413002		TES
Method Blank-PCBs	PCB-1016	0.0	U	220.0	MLDR110413002		TES
Method Blank-PCBs	PCB-1232	0.0	U	220.0	MLDR110413002		TES
Method Blank-PCBs	PCB-1242	0.0	U	220.0	MLDR110413002		TES
Method Blank-PCBs	PCB-1248	0.0	U	220.0	MLDR110413002		TES
Method Blank-PCBs	PCB-1254	0.0	U	220.0	MLDR110413002		TES
Method Blank-PCBs	PCB-1260	0.0	U	220.0	MLDR110413002		TES
Method Blank-PCBs	Tetrachloro-m-xylene	110			MLDR110413002		TES
Method Blank-PCBs	Tetrachloro-m-xylene %R	113			MLDR110413002		TES

Approved: 4/13/11

Quality Control Officer

Site Name: 10 Mile Drain
TDF# 5-214-012
Date Issued: 04/15/11
Analysis: PCBs

Author: Thomas Sedlacek
Charge# 03037.3.14.02.03.B5BE.000.012
Report Title: StClair 1-3

NARRATIVE

Sixteen (16) soil samples were submitted to FASP (Field Analytical Support Program) for PCB analysis. The samples were run without significant complications. The following twenty (20) samples are included in this narrative:

11CD36	11CD37	11CD38	11CD39
11CD40	11CD41	11CD42	11CD43
11CD44	11CD45	11CD46	11CD47
11CD48	11CD49	11CD50	11CD51
11CD52	11CD53	11CD54	11CD55

PCBs Analysis

Sample Collection and Analysis

The samples were collected on April 12 and 13, 2011 and were analyzed on April 14, 2011 - within the required hold times for PCBs.

Initial and Continuing Calibration

The initial calibration for AR1248 was run on April 14, 2011 and all compounds met the calibration criteria of <30% RSD (relative standard deviation).

Sample QC (Method Blanks, Matrix Spikes and Surrogates)

Method blank MLDE110413001Bln01 was found to be free of all target analytes at the stated detection limit.

All surrogate recoveries were within the acceptance limits of 50-150 %R for soils, with the exception of decachlorobiphenyl which was low in TMD-SO 010/7-8. No action is taken when only one surrogate is out of control.

Sample TMD-SO 009/4-5 was utilized as the matrix spike in this sample delivery group. The percent recoveries of all spiked compounds were within acceptance criteria of 50-150 %R (percent recovery).

Sample TMD-SO 010/0-1 was utilized as the matrix spike in this sample delivery group. The percent recoveries of all spiked compounds were within acceptance criteria of 50-150 %R (percent recovery).

Reviewed By: _____ Date: 4/15/11

Site Name: 10 Mile Drain
TDF# 5-214-012
Date Issued: 04/15/11
Analysis: PCBs

Author: Thomas Sedlacek
Charge# 03037.3.14.02.03.B5BE.000.012
Report Title: StClair 1-3

An experienced analyst reviewed the chromatograms to ensure that no pattern matches for any of the standard Aroclors were present

Flag	Description
J	The reported value is considered estimated due to Quality Control Issues
U	The compound is non-detect at the reported value

Reviewed By: _____ Date: 4/15/11

EPA Region 5 Mobile Lab

10 Mile Drain Site

St Clair Shores, MI

Report Number: MLSG110412-001
Samples Received: 04/12/2011

11ML0154 **Collection Date** 04/12/2011 **Sampled By:**

Sample Description: **TMD-SO 007/6-7**

This sample was run as a solid as is reported in ug/Kg units on as as received basis.

Test:	Parameter	Result	Flag	RL	Test Batch Num	Analyzed Date/Time	Analyst
PCBs	Decachlorobiphenyl	90			MLDR110415001	4/15/2011 10:50:00 AM	TES
PCBs	Decachlorobiphenyl %R	90.4			MLDR110415001	4/15/2011 10:50:00 AM	TES
PCBs	PCB-1016	0.0	U	280.0	MLDR110415001	4/15/2011 10:50:00 AM	TES
PCBs	PCB-1232	0.0	U	280.0	MLDR110415001	4/15/2011 10:50:00 AM	TES
PCBs	PCB-1242	0.0	U	280.0	MLDR110415001	4/15/2011 10:50:00 AM	TES
PCBs	PCB-1248	0.0	U	280.0	MLDR110415001	4/15/2011 10:50:00 AM	TES
PCBs	PCB-1254	0.0	U	280.0	MLDR110415001	4/15/2011 10:50:00 AM	TES
PCBs	PCB-1260	0.0	U	280.0	MLDR110415001	4/15/2011 10:50:00 AM	TES
PCBs	Tetrachloro-m-xylene	92			MLDR110415001	4/15/2011 10:50:00 AM	TES
PCBs	Tetrachloro-m-xylene %R	92.4			MLDR110415001	4/15/2011 10:50:00 AM	TES

11ML0155 **Collection Date** 04/12/2011 **Sampled By:**

Sample Description: **TMD-SO 007/7-8**

This sample was run as a solid as is reported in ug/Kg units on as as received basis.

Test:	Parameter	Result	Flag	RL	Test Batch Num	Analyzed Date/Time	Analyst
PCBs	Decachlorobiphenyl	96			MLDR110415001	4/15/2011 10:50:00 AM	TES
PCBs	Decachlorobiphenyl %R	95.8			MLDR110415001	4/15/2011 10:50:00 AM	TES
PCBs	PCB-1016	0.0	U	240.0	MLDR110415001	4/15/2011 10:50:00 AM	TES
PCBs	PCB-1232	0.0	U	240.0	MLDR110415001	4/15/2011 10:50:00 AM	TES
PCBs	PCB-1242	0.0	U	240.0	MLDR110415001	4/15/2011 10:50:00 AM	TES
PCBs	PCB-1248	0.0	U	240.0	MLDR110415001	4/15/2011 10:50:00 AM	TES
PCBs	PCB-1254	0.0	U	240.0	MLDR110415001	4/15/2011 10:50:00 AM	TES
PCBs	PCB-1260	0.0	U	240.0	MLDR110415001	4/15/2011 10:50:00 AM	TES
PCBs	Tetrachloro-m-xylene	99			MLDR110415001	4/15/2011 10:50:00 AM	TES
PCBs	Tetrachloro-m-xylene %R	98.7			MLDR110415001	4/15/2011 10:50:00 AM	TES

11ML0156 **Collection Date** 04/12/2011 **Sampled By:**

Sample Description: **TMD-SO 007/9-10**

This sample was run as a solid as is reported in ug/Kg units on as as received basis.

Test:	Parameter	Result	Flag	RL	Test Batch Num	Analyzed Date/Time	Analyst
PCBs	Decachlorobiphenyl	61			MLDR110415001	4/15/2011 10:50:00 AM	TES
PCBs	Decachlorobiphenyl %R	61.5			MLDR110415001	4/15/2011 10:50:00 AM	TES
PCBs	PCB-1016	0.0	U	270.0	MLDR110415001	4/15/2011 10:50:00 AM	TES
PCBs	PCB-1232	0.0	U	270.0	MLDR110415001	4/15/2011 10:50:00 AM	TES
PCBs	PCB-1242	0.0	U	270.0	MLDR110415001	4/15/2011 10:50:00 AM	TES
PCBs	PCB-1248	0.0	U	270.0	MLDR110415001	4/15/2011 10:50:00 AM	TES
PCBs	PCB-1254	0.0	U	270.0	MLDR110415001	4/15/2011 10:50:00 AM	TES
PCBs	PCB-1260	0.0	U	270.0	MLDR110415001	4/15/2011 10:50:00 AM	TES
PCBs	Tetrachloro-m-xylene	98			MLDR110415001	4/15/2011 10:50:00 AM	TES
PCBs	Tetrachloro-m-xylene %R	98.3			MLDR110415001	4/15/2011 10:50:00 AM	TES

11ML0157 Collection Date 04/12/2011 Sampled By:

Sample Description: TMD-SO 008/0-1

This sample was run as a solid as is reported in ug/Kg units on as as received basis.

Test:	Parameter	Result	Flag	RL	Test Batch Num	Analyzed Date/Time	Analyst
PCBs	Decachlorobiphenyl	100			MLDR110415001	4/15/2011 10:50:00 AM	TES
PCBs	Decachlorobiphenyl %R	101			MLDR110415001	4/15/2011 10:50:00 AM	TES
PCBs	PCB-1016	0.0	U	220.0	MLDR110415001	4/15/2011 10:50:00 AM	TES
PCBs	PCB-1232	0.0	U	220.0	MLDR110415001	4/15/2011 10:50:00 AM	TES
PCBs	PCB-1242	0.0	U	220.0	MLDR110415001	4/15/2011 10:50:00 AM	TES
PCBs	PCB-1248	0.0	U	220.0	MLDR110415001	4/15/2011 10:50:00 AM	TES
PCBs	PCB-1254	0.0	U	220.0	MLDR110415001	4/15/2011 10:50:00 AM	TES
PCBs	PCB-1260	0.0	U	220.0	MLDR110415001	4/15/2011 10:50:00 AM	TES
PCBs	Tetrachloro-m-xylene	110			MLDR110415001	4/15/2011 10:50:00 AM	TES
PCBs	Tetrachloro-m-xylene %R	108			MLDR110415001	4/15/2011 10:50:00 AM	TES

11ML0158 Collection Date 04/12/2011 Sampled By:

Sample Description: TMD-SO 008/6-7

This sample was run as a solid as is reported in ug/Kg units on as as received basis.

Test:	Parameter	Result	Flag	RL	Test Batch Num	Analyzed Date/Time	Analyst
PCBs	Decachlorobiphenyl	100			MLDR110415001	4/15/2011 10:50:00 AM	TES
PCBs	Decachlorobiphenyl %R	104			MLDR110415001	4/15/2011 10:50:00 AM	TES
PCBs	PCB-1016	0.0	U	260.0	MLDR110415001	4/15/2011 10:50:00 AM	TES
PCBs	PCB-1232	0.0	U	260.0	MLDR110415001	4/15/2011 10:50:00 AM	TES
PCBs	PCB-1242	0.0	U	260.0	MLDR110415001	4/15/2011 10:50:00 AM	TES
PCBs	PCB-1248	0.0	U	260.0	MLDR110415001	4/15/2011 10:50:00 AM	TES
PCBs	PCB-1254	0.0	U	260.0	MLDR110415001	4/15/2011 10:50:00 AM	TES
PCBs	PCB-1260	0.0	U	260.0	MLDR110415001	4/15/2011 10:50:00 AM	TES
PCBs	Tetrachloro-m-xylene	110			MLDR110415001	4/15/2011 10:50:00 AM	TES
PCBs	Tetrachloro-m-xylene %R	113			MLDR110415001	4/15/2011 10:50:00 AM	TES

11ML0159 Collection Date 04/12/2011 Sampled By:

Sample Description: TMD0SO 008/6-7D

This sample was run as a solid as is reported in ug/Kg units on as as received basis.

Test:	Parameter	Result	Flag	RL	Test Batch Num	Analyzed Date/Time	Analyst
PCBs	Decachlorobiphenyl	89			MLDR110415001	4/15/2011 10:50:00 AM	TES
PCBs	Decachlorobiphenyl %R	89.3			MLDR110415001	4/15/2011 10:50:00 AM	TES
PCBs	PCB-1016	0.0	U	230.0	MLDR110415001	4/15/2011 10:50:00 AM	TES
PCBs	PCB-1232	0.0	U	230.0	MLDR110415001	4/15/2011 10:50:00 AM	TES
PCBs	PCB-1242	0.0	U	230.0	MLDR110415001	4/15/2011 10:50:00 AM	TES
PCBs	PCB-1248	0.0	U	230.0	MLDR110415001	4/15/2011 10:50:00 AM	TES
PCBs	PCB-1254	0.0	U	230.0	MLDR110415001	4/15/2011 10:50:00 AM	TES
PCBs	PCB-1260	0.0	U	230.0	MLDR110415001	4/15/2011 10:50:00 AM	TES
PCBs	Tetrachloro-m-xylene	99			MLDR110415001	4/15/2011 10:50:00 AM	TES
PCBs	Tetrachloro-m-xylene %R	99.3			MLDR110415001	4/15/2011 10:50:00 AM	TES

11ML0160 Collection Date 04/12/2011 Sampled By:

Sample Description: TMD-SO 008/7-8

This sample was run as a solid as is reported in ug/Kg units on as as received basis.

Test:	Parameter	Result	Flag	RL	Test Batch Num	Analyzed Date/Time	Analyst
PCBs	Decachlorobiphenyl	90			MLDR110415001	4/15/2011 10:50:00 AM	TES

Report Number: MLSG110412-001
Samples Received: 04/12/2011

11ML0160 **Collection Date** 04/12/2011 **Sampled By:**

Sample Description: **TMD-SO 008/7-8**

This sample was run as a solid as is reported in ug/Kg units on as as received basis.

Test:	Parameter	Result	Flag	RL	Test Batch Num	Analyzed Date/Time	Analyst
PCBs	Decachlorobiphenyl %R	89.8			MLDR110415001	4/15/2011 10:50:00 AM	TES
PCBs	PCB-1016	0.0	U	270.0	MLDR110415001	4/15/2011 10:50:00 AM	TES
PCBs	PCB-1232	0.0	U	270.0	MLDR110415001	4/15/2011 10:50:00 AM	TES
PCBs	PCB-1242	0.0	U	270.0	MLDR110415001	4/15/2011 10:50:00 AM	TES
PCBs	PCB-1248	0.0	U	270.0	MLDR110415001	4/15/2011 10:50:00 AM	TES
PCBs	PCB-1254	0.0	U	270.0	MLDR110415001	4/15/2011 10:50:00 AM	CR
PCBs	PCB-1260	0.0	U	270.0	MLDR110415001	4/15/2011 10:50:00 AM	TES
PCBs	Tetrachloro-m-xylene	96			MLDR110415001	4/15/2011 10:50:00 AM	TES
PCBs	Tetrachloro-m-xylene %R	95.7			MLDR110415001	4/15/2011 10:50:00 AM	TES

Report Number: MLSG110413-001
Samples Received: 04/13/2011

11ML0161 **Collection Date** 04/13/2011 **Sampled By:**

Sample Description: **TMD-SO 009/1-2**

This sample was run as a solid as is reported in ug/Kg units on as as received basis.

Test:	Parameter	Result	Flag	RL	Test Batch Num	Analyzed Date/Time	Analyst
PCBs	Decachlorobiphenyl	99			MLDR110415001	4/15/2011 10:50:00 AM	TES
PCBs	Decachlorobiphenyl %R	99.2			MLDR110415001	4/15/2011 10:50:00 AM	TES
PCBs	PCB-1016	0.0	U	250.0	MLDR110415001	4/15/2011 10:50:00 AM	TES
PCBs	PCB-1232	0.0	U	250.0	MLDR110415001	4/15/2011 10:50:00 AM	TES
PCBs	PCB-1242	0.0	U	250.0	MLDR110415001	4/15/2011 10:50:00 AM	TES
PCBs	PCB-1248	250	J	250.0	MLDR110415001	4/15/2011 10:50:00 AM	TES
PCBs	PCB-1254	0.0	U	250.0	MLDR110415001	4/15/2011 10:50:00 AM	TES
PCBs	PCB-1260	0.0	U	250.0	MLDR110415001	4/15/2011 10:50:00 AM	TES
PCBs	Tetrachloro-m-xylene	100			MLDR110415001	4/15/2011 10:50:00 AM	TES
PCBs	Tetrachloro-m-xylene %R	103			MLDR110415001	4/15/2011 10:50:00 AM	TES

11ML0162 **Collection Date** 04/13/2011 **Sampled By:**

Sample Description: **TMD-SO 009/2-3**

This sample was run as a solid as is reported in ug/Kg units on as as received basis.

Test:	Parameter	Result	Flag	RL	Test Batch Num	Analyzed Date/Time	Analyst
PCBs	Decachlorobiphenyl	100			MLDR110415001	4/15/2011 10:50:00 AM	TES
PCBs	Decachlorobiphenyl %R	103			MLDR110415001	4/15/2011 10:50:00 AM	TES
PCBs	PCB-1016	0.0	U	200.0	MLDR110415001	4/15/2011 10:50:00 AM	TES
PCBs	PCB-1232	0.0	U	200.0	MLDR110415001	4/15/2011 10:50:00 AM	TES
PCBs	PCB-1242	0.0	U	200.0	MLDR110415001	4/15/2011 10:50:00 AM	TES
PCBs	PCB-1248	0.0	U	200.0	MLDR110415001	4/15/2011 10:50:00 AM	TES
PCBs	PCB-1254	0.0	U	200.0	MLDR110415001	4/15/2011 10:50:00 AM	TES
PCBs	PCB-1260	0.0	U	200.0	MLDR110415001	4/15/2011 10:50:00 AM	TES
PCBs	Tetrachloro-m-xylene	110			MLDR110415001	4/15/2011 10:50:00 AM	TES
PCBs	Tetrachloro-m-xylene %R	108			MLDR110415001	4/15/2011 10:50:00 AM	TES

11ML0163 Collection Date 04/13/2011 Sampled By:

Sample Description: **TMD-SO 009/2-3D**

This sample was run as a solid as is reported in ug/Kg units on as as received basis.

Test:	Parameter	Result	Flag	RL	Test Batch Num	Analyzed Date/Time	Analyst
PCBs	Decachlorobiphenyl	100			MLDR110415001	4/15/2011 10:50:00 AM	TES
PCBs	Decachlorobiphenyl %R	100			MLDR110415001	4/15/2011 10:50:00 AM	TES
PCBs	PCB-1016	0.0	U	290.0	MLDR110415001	4/15/2011 10:50:00 AM	TES
PCBs	PCB-1232	0.0	U	290.0	MLDR110415001	4/15/2011 10:50:00 AM	TES
PCBs	PCB-1242	0.0	U	290.0	MLDR110415001	4/15/2011 10:50:00 AM	TES
PCBs	PCB-1248	0.0	U	290.0	MLDR110415001	4/15/2011 10:50:00 AM	TES
PCBs	PCB-1254	0.0	U	290.0	MLDR110415001	4/15/2011 10:50:00 AM	TES
PCBs	PCB-1260	0.0	U	290.0	MLDR110415001	4/15/2011 10:50:00 AM	TES
PCBs	Tetrachloro-m-xylene	110			MLDR110415001	4/15/2011 10:50:00 AM	TES
PCBs	Tetrachloro-m-xylene %R	109			MLDR110415001	4/15/2011 10:50:00 AM	TES

11ML0164 Collection Date 04/13/2011 Sampled By:

Sample Description: **TMD-SO 009/4-5**

This sample was run as a solid as is reported in ug/Kg units on as as received basis.

Test:	Parameter	Result	Flag	RL	Test Batch Num	Analyzed Date/Time	Analyst
PCBs	Decachlorobiphenyl	92			MLDR110415001	4/15/2011 10:50:00 AM	TES
PCBs	Decachlorobiphenyl %R	92.1			MLDR110415001	4/15/2011 10:50:00 AM	TES
PCBs	PCB-1016	0.0	U	270.0	MLDR110415001	4/15/2011 10:50:00 AM	TES
PCBs	PCB-1232	0.0	U	270.0	MLDR110415001	4/15/2011 10:50:00 AM	TES
PCBs	PCB-1242	0.0	U	270.0	MLDR110415001	4/15/2011 10:50:00 AM	TES
PCBs	PCB-1248	0.0	U	270.0	MLDR110415001	4/15/2011 10:50:00 AM	TES
PCBs	PCB-1254	0.0	U	270.0	MLDR110415001	4/15/2011 10:50:00 AM	TES
PCBs	PCB-1260	0.0	U	270.0	MLDR110415001	4/15/2011 10:50:00 AM	TES
PCBs	Tetrachloro-m-xylene	110			MLDR110415001	4/15/2011 10:50:00 AM	TES
PCBs	Tetrachloro-m-xylene %R	106			MLDR110415001	4/15/2011 10:50:00 AM	TES

Test:	Parameter	Result	Flag	RL	Test Batch Num	Analyzed Date/Time	Analyst
Matrix Spike-PCBs	Decachlorobiphenyl	100			MLDR110415001	4/15/2011 10:42:00 AM	TES
Matrix Spike-PCBs	Decachlorobiphenyl - % Recovery	101			MLDR110415001	4/15/2011 10:42:00 AM	TES
Matrix Spike-PCBs	PCB-1016	0.0	U	300.0	MLDR110415001	4/15/2011 10:42:00 AM	TES
Matrix Spike-PCBs	PCB-1232	0.0	U	300.0	MLDR110415001	4/15/2011 10:42:00 AM	TES
Matrix Spike-PCBs	PCB-1242	0.0	U	300.0	MLDR110415001	4/15/2011 10:42:00 AM	TES
Matrix Spike-PCBs	PCB-1242 - % Recovery	0.0			MLDR110415001	4/15/2011 10:42:00 AM	TES
Matrix Spike-PCBs	PCB-1248	3400		300.0	MLDR110415001	4/15/2011 10:42:00 AM	TES
Matrix Spike-PCBs	PCB-1248 - % Recovery	114			MLDR110415001	4/15/2011 10:42:00 AM	TES
Matrix Spike-PCBs	PCB-1254	0.0	U	300.0	MLDR110415001	4/15/2011 10:42:00 AM	TES
Matrix Spike-PCBs	PCB-1260	0.0	U	300.0	MLDR110415001	4/15/2011 10:42:00 AM	TES
Matrix Spike-PCBs	Tetrachloro-m-xylene	110			MLDR110415001	4/15/2011 10:42:00 AM	TES
Matrix Spike-PCBs	Tetrachloro-m-xylene - % Recovery	109			MLDR110415001	4/15/2011 10:42:00 AM	TES

11ML0165 Collection Date 04/13/2011 Sampled By:

Sample Description: **TMD-SO 009/5-6**

This sample was run as a solid as is reported in ug/Kg units on as as received basis.

Test:	Parameter	Result	Flag	RL	Test Batch Num	Analyzed Date/Time	Analyst
PCBs	Decachlorobiphenyl	95			MLDR110415001	4/15/2011 10:50:00 AM	TES
PCBs	Decachlorobiphenyl %R	94.7			MLDR110415001	4/15/2011 10:50:00 AM	TES
PCBs	PCB-1016	0.0	U	260.0	MLDR110415001	4/15/2011 10:50:00 AM	TES

11ML0165 Collection Date 04/13/2011 Sampled By:

Sample Description: **TMD-SO 009/5-6**

This sample was run as a solid as is reported in ug/Kg units on as as received basis.

Test:	Parameter	Result	Flag	RL	Test Batch Num	Analyzed Date/Time	Analyst
PCBs	PCB-1232	0.0	U	260.0	MLDR110415001	4/15/2011 10:50:00 AM	TES
PCBs	PCB-1242	0.0	U	260.0	MLDR110415001	4/15/2011 10:50:00 AM	TES
PCBs	PCB-1248	0.0	U	260.0	MLDR110415001	4/15/2011 10:50:00 AM	TES
PCBs	PCB-1254	0.0	U	260.0	MLDR110415001	4/15/2011 10:50:00 AM	TES
PCBs	PCB-1260	0.0	U	260.0	MLDR110415001	4/15/2011 10:50:00 AM	TES
PCBs	Tetrachloro-m-xylene	100			MLDR110415001	4/15/2011 10:50:00 AM	TES
PCBs	Tetrachloro-m-xylene %R	103			MLDR110415001	4/15/2011 10:50:00 AM	TES

11ML0166 Collection Date 04/13/2011 Sampled By:

Sample Description: **TMD-SO 009/6-7**

This sample was run as a solid as is reported in ug/Kg units on as as received basis.

Test:	Parameter	Result	Flag	RL	Test Batch Num	Analyzed Date/Time	Analyst
PCBs	Decachlorobiphenyl	100			MLDR110415001	4/15/2011 10:50:00 AM	TES
PCBs	Decachlorobiphenyl %R	102			MLDR110415001	4/15/2011 10:50:00 AM	TES
PCBs	PCB-1016	0.0	U	300.0	MLDR110415001	4/15/2011 10:50:00 AM	TES
PCBs	PCB-1232	0.0	U	300.0	MLDR110415001	4/15/2011 10:50:00 AM	TES
PCBs	PCB-1242	0.0	U	300.0	MLDR110415001	4/15/2011 10:50:00 AM	TES
PCBs	PCB-1248	0.0	U	300.0	MLDR110415001	4/15/2011 10:50:00 AM	TES
PCBs	PCB-1254	0.0	U	300.0	MLDR110415001	4/15/2011 10:50:00 AM	TES
PCBs	PCB-1260	0.0	U	300.0	MLDR110415001	4/15/2011 10:50:00 AM	TES
PCBs	Tetrachloro-m-xylene	110			MLDR110415001	4/15/2011 10:50:00 AM	TES
PCBs	Tetrachloro-m-xylene %R	113			MLDR110415001	4/15/2011 10:50:00 AM	TES

11ML0167 Collection Date 04/13/2011 Sampled By:

Sample Description: **TMD-SO 009/7-8**

This sample was run as a solid as is reported in ug/Kg units on as as received basis.

Test:	Parameter	Result	Flag	RL	Test Batch Num	Analyzed Date/Time	Analyst
PCBs	Decachlorobiphenyl	100			MLDR110415001	4/15/2011 10:50:00 AM	TES
PCBs	Decachlorobiphenyl %R	99.8			MLDR110415001	4/15/2011 10:50:00 AM	TES
PCBs	PCB-1016	0.0	U	280.0	MLDR110415001	4/15/2011 10:50:00 AM	TES
PCBs	PCB-1232	0.0	U	280.0	MLDR110415001	4/15/2011 10:50:00 AM	TES
PCBs	PCB-1242	0.0	U	280.0	MLDR110415001	4/15/2011 10:50:00 AM	TES
PCBs	PCB-1248	0.0	U	280.0	MLDR110415001	4/15/2011 10:50:00 AM	TES
PCBs	PCB-1254	0.0	U	280.0	MLDR110415001	4/15/2011 10:50:00 AM	TES
PCBs	PCB-1260	0.0	U	280.0	MLDR110415001	4/15/2011 10:50:00 AM	TES
PCBs	Tetrachloro-m-xylene	110			MLDR110415001	4/15/2011 10:50:00 AM	TES
PCBs	Tetrachloro-m-xylene %R	109			MLDR110415001	4/15/2011 10:50:00 AM	TES

11ML0168 Collection Date 04/13/2011 Sampled By:

Sample Description: **TMD-SO 010/0-1**

This sample was run as a solid as is reported in ug/Kg units on as as received basis.

Test:	Parameter	Result	Flag	RL	Test Batch Num	Analyzed Date/Time	Analyst
PCBs	Decachlorobiphenyl	88			MLDR110415001	4/15/2011 10:50:00 AM	TES
PCBs	Decachlorobiphenyl %R	88.4			MLDR110415001	4/15/2011 10:50:00 AM	TES
PCBs	PCB-1016	0.0	U	280.0	MLDR110415001	4/15/2011 10:50:00 AM	TES
PCBs	PCB-1232	0.0	U	280.0	MLDR110415001	4/15/2011 10:50:00 AM	TES

11ML0168 Collection Date 04/13/2011 Sampled By:

Sample Description: TMD-SO 010/0-1

This sample was run as a solid as is reported in ug/Kg units on as as received basis.

Test:	Parameter	Result	Flag	RL	Test Batch Num	Analyzed Date/Time	Analyst
PCBs	PCB-1242	0.0	U	280.0	MLDR110415001	4/15/2011 10:50:00 AM	TES
PCBs	PCB-1248	460		280.0	MLDR110415001	4/15/2011 10:50:00 AM	TES
PCBs	PCB-1254	0.0	U	280.0	MLDR110415001	4/15/2011 10:50:00 AM	TES
PCBs	PCB-1260	0.0	U	280.0	MLDR110415001	4/15/2011 10:50:00 AM	TES
PCBs	Tetrachloro-m-xylene	100			MLDR110415001	4/15/2011 10:50:00 AM	TES
PCBs	Tetrachloro-m-xylene %R	100			MLDR110415001	4/15/2011 10:50:00 AM	TES

Test:	Parameter	Result	Flag	RL	Test Batch Num	Analyzed Date/Time	Analyst
Matrix Spike-PCBs	Decachlorobiphenyl	93			MLDR110415001	4/15/2011 10:42:00 AM	TES
Matrix Spike-PCBs	Decachlorobiphenyl - % Recovery	93.0			MLDR110415001	4/15/2011 10:42:00 AM	TES
Matrix Spike-PCBs	PCB-1016	0.0	U	270.0	MLDR110415001	4/15/2011 10:42:00 AM	TES
Matrix Spike-PCBs	PCB-1232	0.0	U	270.0	MLDR110415001	4/15/2011 10:42:00 AM	TES
Matrix Spike-PCBs	PCB-1242	0.0	U	270.0	MLDR110415001	4/15/2011 10:42:00 AM	TES
Matrix Spike-PCBs	PCB-1248	2800		270.0	MLDR110415001	4/15/2011 10:42:00 AM	TES
Matrix Spike-PCBs	PCB-1248 - % Recovery	88.5			MLDR110415001	4/15/2011 10:42:00 AM	TES
Matrix Spike-PCBs	PCB-1254	0.0	U	270.0	MLDR110415001	4/15/2011 10:42:00 AM	TES
Matrix Spike-PCBs	PCB-1260	0.0	U	270.0	MLDR110415001	4/15/2011 10:42:00 AM	TES
Matrix Spike-PCBs	Tetrachloro-m-xylene	100			MLDR110415001	4/15/2011 10:42:00 AM	TES

11ML0169 Collection Date 04/13/2011 Sampled By:

Sample Description: TMD-SO 010/2-2.5

This sample was run as a solid as is reported in ug/Kg units on as as received basis.

Test:	Parameter	Result	Flag	RL	Test Batch Num	Analyzed Date/Time	Analyst
PCBs	Decachlorobiphenyl	97			MLDR110415001	4/15/2011 10:50:00 AM	TES
PCBs	Decachlorobiphenyl %R	97.1			MLDR110415001	4/15/2011 10:50:00 AM	TES
PCBs	PCB-1016	0.0	U	240.0	MLDR110415001	4/15/2011 10:50:00 AM	TES
PCBs	PCB-1232	0.0	U	240.0	MLDR110415001	4/15/2011 10:50:00 AM	TES
PCBs	PCB-1242	0.0	U	240.0	MLDR110415001	4/15/2011 10:50:00 AM	TES
PCBs	PCB-1248	150	J	240.0	MLDR110415001	4/15/2011 10:50:00 AM	TES
PCBs	PCB-1254	0.0	U	240.0	MLDR110415001	4/15/2011 10:50:00 AM	TES
PCBs	PCB-1260	0.0	U	240.0	MLDR110415001	4/15/2011 10:50:00 AM	TES
PCBs	Tetrachloro-m-xylene	110			MLDR110415001	4/15/2011 10:50:00 AM	TES
PCBs	Tetrachloro-m-xylene %R	107			MLDR110415001	4/15/2011 10:50:00 AM	TES

11ML0170 Collection Date 04/13/2011 Sampled By:

Sample Description: TMD-SO 010/6-7

This sample was run as a solid as is reported in ug/Kg units on as as received basis.

Test:	Parameter	Result	Flag	RL	Test Batch Num	Analyzed Date/Time	Analyst
PCBs	Decachlorobiphenyl	96			MLDR110415001	4/15/2011 10:50:00 AM	TES
PCBs	Decachlorobiphenyl %R	95.7			MLDR110415001	4/15/2011 10:50:00 AM	TES
PCBs	PCB-1016	0.0	U	300.0	MLDR110415001	4/15/2011 10:50:00 AM	TES
PCBs	PCB-1232	0.0	U	300.0	MLDR110415001	4/15/2011 10:50:00 AM	TES
PCBs	PCB-1242	0.0	U	300.0	MLDR110415001	4/15/2011 10:50:00 AM	TES
PCBs	PCB-1248	0.0	U	300.0	MLDR110415001	4/15/2011 10:50:00 AM	TES
PCBs	PCB-1254	0.0	U	300.0	MLDR110415001	4/15/2011 10:50:00 AM	TES
PCBs	PCB-1260	0.0	U	300.0	MLDR110415001	4/15/2011 10:50:00 AM	TES
PCBs	Tetrachloro-m-xylene	110			MLDR110415001	4/15/2011 10:50:00 AM	TES

11ML0170 Collection Date 04/13/2011 Sampled By:

Sample Description: **TMD-SO 010/6-7**

This sample was run as a solid as is reported in ug/Kg units on as as received basis.

Test:	Parameter	Result	Flag	RL	Test Batch Num	Analyzed Date/Time	Analyst
PCBs	Tetrachloro-m-xylene %R	105			MLDR110415001	4/15/2011 10:50:00 AM	TES

11ML0171 Collection Date 04/13/2011 Sampled By:

Sample Description: **TMD-SO 010/6-7D**

This sample was run as a solid as is reported in ug/Kg units on as as received basis.

Test:	Parameter	Result	Flag	RL	Test Batch Num	Analyzed Date/Time	Analyst
PCBs	Decachlorobiphenyl	96			MLDR110415001	4/15/2011 10:50:00 AM	TES
PCBs	Decachlorobiphenyl %R	95.9			MLDR110415001	4/15/2011 10:50:00 AM	TES
PCBs	PCB-1016	0.0	U	220.0	MLDR110415001	4/15/2011 10:50:00 AM	TES
PCBs	PCB-1232	0.0	U	220.0	MLDR110415001	4/15/2011 10:50:00 AM	TES
PCBs	PCB-1242	0.0	U	220.0	MLDR110415001	4/15/2011 10:50:00 AM	TES
PCBs	PCB-1248	0.0	U	220.0	MLDR110415001	4/15/2011 10:50:00 AM	TES
PCBs	PCB-1254	0.0	U	220.0	MLDR110415001	4/15/2011 10:50:00 AM	TES
PCBs	PCB-1260	0.0	U	220.0	MLDR110415001	4/15/2011 10:50:00 AM	TES
PCBs	Tetrachloro-m-xylene	110			MLDR110415001	4/15/2011 10:50:00 AM	TES
PCBs	Tetrachloro-m-xylene %R	108			MLDR110415001	4/15/2011 10:50:00 AM	TES

11ML0172 Collection Date 04/13/2011 Sampled By:

Sample Description: **TMD-SO 010/7-8**

This sample was run as a solid as is reported in ug/Kg units on as as received basis.

Test:	Parameter	Result	Flag	RL	Test Batch Num	Analyzed Date/Time	Analyst
PCBs	Decachlorobiphenyl	44			MLDR110415001	4/15/2011 10:50:00 AM	CR
PCBs	Decachlorobiphenyl %R	43.9	J		MLDR110415001	4/15/2011 10:50:00 AM	CR
PCBs	PCB-1016	0.0	U	240.0	MLDR110415001	4/15/2011 10:50:00 AM	TES
PCBs	PCB-1232	0.0	U	240.0	MLDR110415001	4/15/2011 10:50:00 AM	TES
PCBs	PCB-1242	0.0	U	240.0	MLDR110415001	4/15/2011 10:50:00 AM	TES
PCBs	PCB-1248	0.0	U	240.0	MLDR110415001	4/15/2011 10:50:00 AM	TES
PCBs	PCB-1254	0.0	U	240.0	MLDR110415001	4/15/2011 10:50:00 AM	TES
PCBs	PCB-1260	0.0	U	240.0	MLDR110415001	4/15/2011 10:50:00 AM	TES
PCBs	Tetrachloro-m-xylene	86			MLDR110415001	4/15/2011 10:50:00 AM	TES
PCBs	Tetrachloro-m-xylene %R	86.4			MLDR110415001	4/15/2011 10:50:00 AM	TES

11ML0173 Collection Date 04/13/2011 Sampled By:

Sample Description: **TMD-SO 011/0-1**

This sample was run as a solid as is reported in ug/Kg units on as as received basis.

Test:	Parameter	Result	Flag	RL	Test Batch Num	Analyzed Date/Time	Analyst
PCBs	Decachlorobiphenyl	95			MLDR110415001	4/15/2011 10:50:00 AM	TES
PCBs	Decachlorobiphenyl %R	95.4			MLDR110415001	4/15/2011 10:50:00 AM	TES
PCBs	PCB-1016	0.0	U	310.0	MLDR110415001	4/15/2011 10:50:00 AM	TES
PCBs	PCB-1232	0.0	U	310.0	MLDR110415001	4/15/2011 10:50:00 AM	TES
PCBs	PCB-1242	0.0	U	310.0	MLDR110415001	4/15/2011 10:50:00 AM	TES
PCBs	PCB-1248	1600		310.0	MLDR110415001	4/15/2011 10:50:00 AM	TES
PCBs	PCB-1254	0.0	U	310.0	MLDR110415001	4/15/2011 10:50:00 AM	TES
PCBs	PCB-1260	0.0	U	310.0	MLDR110415001	4/15/2011 10:50:00 AM	TES
PCBs	Tetrachloro-m-xylene	100			MLDR110415001	4/15/2011 10:50:00 AM	TES
PCBs	Tetrachloro-m-xylene %R	104			MLDR110415001	4/15/2011 10:50:00 AM	TES

MLDE110413001B in01 **Collection Date** 04/13/2011 **Sampled By:** TES

Sample Description:

Batch Level QC Sample

Test:	Parameter	Result	Flag	RL	Test Batch Num	Analyzed Date/Time	Analyst
Method Blank-PCBs	Decachlorobiphenyl	94			MLDR110415001		TES
Method Blank-PCBs	Decachlorobiphenyl %R	94			MLDR110415001		TES
Method Blank-PCBs	PCB-1016	0.0	U	250.0	MLDR110415001		TES
Method Blank-PCBs	PCB-1232	0.0	U	250.0	MLDR110415001		TES
Method Blank-PCBs	PCB-1242	0.0	U	250.0	MLDR110415001		TES
Method Blank-PCBs	PCB-1248	0.0	U	250.0	MLDR110415001		TES
Method Blank-PCBs	PCB-1254	0.0	U	250.0	MLDR110415001		TES
Method Blank-PCBs	PCB-1260	0.0	U	250.0	MLDR110415001		TES
Method Blank-PCBs	Tetrachloro-m-xylene	94			MLDR110415001		TES
Method Blank-PCBs	Tetrachloro-m-xylene %R	93.6			MLDR110415001		TES

Approved:

Quality Control Officer

Site Name: 10 Mile Drain
TDF# 5-214-012
Date Issued: 04/15/11
Analysis: PCBs

Author: Thomas Sedlacek
Charge# 03037.3.14.02.03.B5BE.000.012
Report Title: StClair 1-4

NARRATIVE

Nineteen (19) soil samples were submitted to FASP (Field Analytical Support Program) for PCB analysis. The samples were run without significant complications. The following twenty (20) samples are included in this narrative:

11CD56	11CD57	11CD58	11CD59
11CD60	11CD61	11CD62	11CD63
11CD64	11CD65	11CD66	11CD67
11CD68	11CD69	11CD70	11CD71
11CD72	11CD73	11CD74	11CD75

PCBs Analysis

Sample Collection and Analysis

The samples were collected on April 12 and 13, 2011 and were analyzed on April 14, 2011 - within the required hold times for PCBs.

Initial and Continuing Calibration

The initial calibration for AR1248 was run on April 14, 2011 and all compounds met the calibration criteria of <30% RSD (relative standard deviation).

Sample QC (Method Blanks, Matrix Spikes and Surrogates)

Method blank MLDE110414001Bln01 was found to be free of all target analytes at the stated detection limit.

All surrogate recoveries were within the acceptance limits of 50-150 %R for soils, with the exception of decachlorobiphenyl which was low in the method blank, TMD-SO 011/1-2, TMD SO 011/5-6 and TMD SO 014/10-11. No action is taken when only one surrogate is out of control.

Sample TMD-SO 014/4-5 was utilized as the matrix spike in this sample delivery group. The percent recoveries of all spiked compounds were within acceptance criteria of 50-150 %R (percent recovery).

An experienced analyst reviewed the chromatograms to ensure that no pattern matches for any of the standard Aroclors were present

Reviewed By: _____ Date: 4/18/11

Site Name: 10 Mile Drain
TDF# 5-214-012
Date Issued: 04/15/11
Analysis: PCBs

Author: Thomas Sedlacek
Charge# 03037.3.14.02.03.B5BE.000.012
Report Title: StClair 1-4

Flag	Description
J	The reported value is considered estimated due to Quality Control Issues
U	The compound is non-detect at the reported value

Reviewed By: [illegible] Date: 4/15/11

EPA Region 5 Mobile Lab

10 Mile Drain Site

St Clair Shores, MI

Report Number: MLSG110413-001
Samples Received: 04/13/2011

11ML0174 **Collection Date** 04/13/2011 **Sampled By:**

Sample Description: **TMD-SO 011/1-2**

This sample was run as a solid as is reported in ug/Kg units on as as received basis.

Test:	Parameter	Result	Flag	RL	Test Batch Num	Analyzed Date/Time	Analyst
PCBs	Decachlorobiphenyl	46			MLDR110415002	4/15/2011 11:54:00 AM	TES
PCBs	Decachlorobiphenyl %R	46.2			MLDR110415002	4/15/2011 11:54:00 AM	TES
PCBs	PCB-1016	0.0	U	270.0	MLDR110415002	4/15/2011 11:54:00 AM	TES
PCBs	PCB-1232	0.0	U	270.0	MLDR110415002	4/15/2011 11:54:00 AM	TES
PCBs	PCB-1242	0.0	U	270.0	MLDR110415002	4/15/2011 11:54:00 AM	TES
PCBs	PCB-1248	0.0	U	270.0	MLDR110415002	4/15/2011 11:54:00 AM	TES
PCBs	PCB-1254	0.0	U	270.0	MLDR110415002	4/15/2011 11:54:00 AM	TES
PCBs	PCB-1260	0.0	U	270.0	MLDR110415002	4/15/2011 11:54:00 AM	TES
PCBs	Tetrachloro-m-xylene	88			MLDR110415002	4/15/2011 11:54:00 AM	TES
PCBs	Tetrachloro-m-xylene %R	87.6			MLDR110415002	4/15/2011 11:54:00 AM	TES

11ML0175 **Collection Date** 04/13/2011 **Sampled By:**

Sample Description: **TMD-SO 011/5-6**

This sample was run as a solid as is reported in ug/Kg units on as as received basis.

Test:	Parameter	Result	Flag	RL	Test Batch Num	Analyzed Date/Time	Analyst
PCBs	Decachlorobiphenyl	47			MLDR110415002	4/15/2011 11:54:00 AM	TES
PCBs	Decachlorobiphenyl %R	46.5	J		MLDR110415002	4/15/2011 11:54:00 AM	TES
PCBs	PCB-1016	0.0	U	250.0	MLDR110415002	4/15/2011 11:54:00 AM	TES
PCBs	PCB-1232	0.0	U	250.0	MLDR110415002	4/15/2011 11:54:00 AM	TES
PCBs	PCB-1242	0.0	U	250.0	MLDR110415002	4/15/2011 11:54:00 AM	TES
PCBs	PCB-1248	0.0	U	250.0	MLDR110415002	4/15/2011 11:54:00 AM	TES
PCBs	PCB-1254	0.0	U	250.0	MLDR110415002	4/15/2011 11:54:00 AM	TES
PCBs	PCB-1260	0.0	U	250.0	MLDR110415002	4/15/2011 11:54:00 AM	TES
PCBs	Tetrachloro-m-xylene	89			MLDR110415002	4/15/2011 11:54:00 AM	TES
PCBs	Tetrachloro-m-xylene %R	89.2			MLDR110415002	4/15/2011 11:54:00 AM	TES

11ML0176 **Collection Date** 04/13/2011 **Sampled By:**

Sample Description: **TMD-SO 011/6-7**

This sample was run as a solid as is reported in ug/Kg units on as as received basis.

Test:	Parameter	Result	Flag	RL	Test Batch Num	Analyzed Date/Time	Analyst
PCBs	Decachlorobiphenyl	97			MLDR110415002	4/15/2011 11:54:00 AM	TES
PCBs	Decachlorobiphenyl %R	96.8			MLDR110415002	4/15/2011 11:54:00 AM	TES
PCBs	PCB-1016	0.0	U	290.0	MLDR110415002	4/15/2011 11:54:00 AM	TES
PCBs	PCB-1232	0.0	U	290.0	MLDR110415002	4/15/2011 11:54:00 AM	TES
PCBs	PCB-1242	0.0	U	290.0	MLDR110415002	4/15/2011 11:54:00 AM	TES
PCBs	PCB-1248	0.0	U	290.0	MLDR110415002	4/15/2011 11:54:00 AM	TES
PCBs	PCB-1254	0.0	U	290.0	MLDR110415002	4/15/2011 11:54:00 AM	TES
PCBs	PCB-1260	0.0	U	290.0	MLDR110415002	4/15/2011 11:54:00 AM	TES
PCBs	Tetrachloro-m-xylene	110			MLDR110415002	4/15/2011 11:54:00 AM	TES
PCBs	Tetrachloro-m-xylene %R	107			MLDR110415002	4/15/2011 11:54:00 AM	TES

11ML0177 **Collection Date** 04/13/2011 **Sampled By:**

Sample Description: **TMD-SO 012/0-1**

This sample was run as a solid as is reported in ug/Kg units on as as received basis.

Test:	Parameter	Result	Flag	RL	Test Batch Num	Analyzed Date/Time	Analyst
PCBs	Decachlorobiphenyl	88			MLDR110415002	4/15/2011 11:54:00 AM	TES
PCBs	Decachlorobiphenyl %R	88.0			MLDR110415002	4/15/2011 11:54:00 AM	TES
PCBs	PCB-1016	0.0	U	270.0	MLDR110415002	4/15/2011 11:54:00 AM	TES
PCBs	PCB-1232	0.0	U	270.0	MLDR110415002	4/15/2011 11:54:00 AM	TES
PCBs	PCB-1242	0.0	U	270.0	MLDR110415002	4/15/2011 11:54:00 AM	TES
PCBs	PCB-1248	820		270.0	MLDR110415002	4/15/2011 11:54:00 AM	CR
PCBs	PCB-1254	0.0	U	270.0	MLDR110415002	4/15/2011 11:54:00 AM	TES
PCBs	PCB-1260	0.0	U	270.0	MLDR110415002	4/15/2011 11:54:00 AM	TES
PCBs	Tetrachloro-m-xylene	96			MLDR110415002	4/15/2011 11:54:00 AM	TES
PCBs	Tetrachloro-m-xylene %R	95.6			MLDR110415002	4/15/2011 11:54:00 AM	TES

11ML0178 **Collection Date** 04/13/2011 **Sampled By:**

Sample Description: **TMD-SO 012/2-3**

This sample was run as a solid as is reported in ug/Kg units on as as received basis.

Test:	Parameter	Result	Flag	RL	Test Batch Num	Analyzed Date/Time	Analyst
PCBs	Decachlorobiphenyl	92			MLDR110415002	4/15/2011 11:54:00 AM	TES
PCBs	Decachlorobiphenyl %R	92.1			MLDR110415002	4/15/2011 11:54:00 AM	TES
PCBs	PCB-1016	0.0	U	300.0	MLDR110415002	4/15/2011 11:54:00 AM	TES
PCBs	PCB-1232	0.0	U	300.0	MLDR110415002	4/15/2011 11:54:00 AM	TES
PCBs	PCB-1242	0.0	U	300.0	MLDR110415002	4/15/2011 11:54:00 AM	TES
PCBs	PCB-1248	0.0	U	300.0	MLDR110415002	4/15/2011 11:54:00 AM	TES
PCBs	PCB-1254	0.0	U	300.0	MLDR110415002	4/15/2011 11:54:00 AM	TES
PCBs	PCB-1260	0.0	U	300.0	MLDR110415002	4/15/2011 11:54:00 AM	TES
PCBs	Tetrachloro-m-xylene	100			MLDR110415002	4/15/2011 11:54:00 AM	TES
PCBs	Tetrachloro-m-xylene %R	104			MLDR110415002	4/15/2011 11:54:00 AM	TES

11ML0179 **Collection Date** 04/13/2011 **Sampled By:**

Sample Description: **TMD-SO 012/5-6**

This sample was run as a solid as is reported in ug/Kg units on as as received basis.

Test:	Parameter	Result	Flag	RL	Test Batch Num	Analyzed Date/Time	Analyst
PCBs	Decachlorobiphenyl	91			MLDR110415002	4/15/2011 11:54:00 AM	TES
PCBs	Decachlorobiphenyl %R	90.7			MLDR110415002	4/15/2011 11:54:00 AM	TES
PCBs	PCB-1016	0.0	U	310.0	MLDR110415002	4/15/2011 11:54:00 AM	TES
PCBs	PCB-1232	0.0	U	310.0	MLDR110415002	4/15/2011 11:54:00 AM	TES
PCBs	PCB-1242	0.0	U	310.0	MLDR110415002	4/15/2011 11:54:00 AM	TES
PCBs	PCB-1248	0.0	U	310.0	MLDR110415002	4/15/2011 11:54:00 AM	TES
PCBs	PCB-1254	0.0	U	310.0	MLDR110415002	4/15/2011 11:54:00 AM	TES
PCBs	PCB-1260	0.0	U	310.0	MLDR110415002	4/15/2011 11:54:00 AM	TES
PCBs	Tetrachloro-m-xylene	100			MLDR110415002	4/15/2011 11:54:00 AM	TES
PCBs	Tetrachloro-m-xylene %R	103			MLDR110415002	4/15/2011 11:54:00 AM	TES

11ML0180 **Collection Date** 04/13/2011 **Sampled By:**

Sample Description: **TMD-SO 012/5-6R**

This sample was run as a solid as is reported in ug/Kg units on as as received basis.

Test:	Parameter	Result	Flag	RL	Test Batch Num	Analyzed Date/Time	Analyst
PCBs	Decachlorobiphenyl	92			MLDR110415002	4/15/2011 11:54:00 AM	TES

11ML0180 Collection Date 04/13/2011 Sampled By:

Sample Description: **TMD-SO 012/5-6R**

This sample was run as a solid as is reported in ug/Kg units on as as received basis.

Test:	Parameter	Result	Flag	RL	Test Batch Num	Analyzed Date/Time	Analyst
PCBs	Decachlorobiphenyl %R	92.1			MLDR110415002	4/15/2011 11:54:00 AM	TES
PCBs	PCB-1016	0.0	U	240.0	MLDR110415002	4/15/2011 11:54:00 AM	TES
PCBs	PCB-1232	0.0	U	240.0	MLDR110415002	4/15/2011 11:54:00 AM	TES
PCBs	PCB-1242	0.0	U	240.0	MLDR110415002	4/15/2011 11:54:00 AM	TES
PCBs	PCB-1248	0.0	U	240.0	MLDR110415002	4/15/2011 11:54:00 AM	TES
PCBs	PCB-1254	0.0	U	240.0	MLDR110415002	4/15/2011 11:54:00 AM	TES
PCBs	PCB-1260	0.0	U	240.0	MLDR110415002	4/15/2011 11:54:00 AM	TES
PCBs	Tetrachloro-m-xylene	100			MLDR110415002	4/15/2011 11:54:00 AM	TES
PCBs	Tetrachloro-m-xylene %R	102			MLDR110415002	4/15/2011 11:54:00 AM	TES

11ML0181 Collection Date 04/13/2011 Sampled By:

Sample Description: **TMD-SO 012/6-7**

This sample was run as a solid as is reported in ug/Kg units on as as received basis.

Test:	Parameter	Result	Flag	RL	Test Batch Num	Analyzed Date/Time	Analyst
PCBs	Decachlorobiphenyl	94			MLDR110415002	4/15/2011 11:54:00 AM	TES
PCBs	Decachlorobiphenyl %R	93.6			MLDR110415002	4/15/2011 11:54:00 AM	TES
PCBs	PCB-1016	0.0	U	270.0	MLDR110415002	4/15/2011 11:54:00 AM	TES
PCBs	PCB-1232	0.0	U	270.0	MLDR110415002	4/15/2011 11:54:00 AM	TES
PCBs	PCB-1242	0.0	U	270.0	MLDR110415002	4/15/2011 11:54:00 AM	TES
PCBs	PCB-1248	0.0	U	270.0	MLDR110415002	4/15/2011 11:54:00 AM	TES
PCBs	PCB-1254	0.0	U	270.0	MLDR110415002	4/15/2011 11:54:00 AM	TES
PCBs	PCB-1260	0.0	U	270.0	MLDR110415002	4/15/2011 11:54:00 AM	TES
PCBs	Tetrachloro-m-xylene	110			MLDR110415002	4/15/2011 11:54:00 AM	TES
PCBs	Tetrachloro-m-xylene %R	106			MLDR110415002	4/15/2011 11:54:00 AM	TES

11ML0182 Collection Date 04/13/2011 Sampled By:

Sample Description: **TMD-SO 013/0-1**

This sample was run as a solid as is reported in ug/Kg units on as as received basis.

Test:	Parameter	Result	Flag	RL	Test Batch Num	Analyzed Date/Time	Analyst
PCBs	Decachlorobiphenyl	92			MLDR110415002	4/15/2011 11:54:00 AM	TES
PCBs	Decachlorobiphenyl %R	91.8			MLDR110415002	4/15/2011 11:54:00 AM	TES
PCBs	PCB-1016	0.0	U	300.0	MLDR110415002	4/15/2011 11:54:00 AM	TES
PCBs	PCB-1232	0.0	U	300.0	MLDR110415002	4/15/2011 11:54:00 AM	TES
PCBs	PCB-1242	0.0	U	300.0	MLDR110415002	4/15/2011 11:54:00 AM	TES
PCBs	PCB-1248	0.0	U	300.0	MLDR110415002	4/15/2011 11:54:00 AM	TES
PCBs	PCB-1254	0.0	U	300.0	MLDR110415002	4/15/2011 11:54:00 AM	TES
PCBs	PCB-1260	0.0	U	300.0	MLDR110415002	4/15/2011 11:54:00 AM	TES
PCBs	Tetrachloro-m-xylene	100			MLDR110415002	4/15/2011 11:54:00 AM	TES
PCBs	Tetrachloro-m-xylene %R	104			MLDR110415002	4/15/2011 11:54:00 AM	TES

11ML0183 Collection Date 04/13/2011 Sampled By:

Sample Description: **TMD-SO 013/2-3**

This sample was run as a solid as is reported in ug/Kg units on as as received basis.

Test:	Parameter	Result	Flag	RL	Test Batch Num	Analyzed Date/Time	Analyst
PCBs	Decachlorobiphenyl	95			MLDR110415002	4/15/2011 11:54:00 AM	TES
PCBs	Decachlorobiphenyl %R	94.9			MLDR110415002	4/15/2011 11:54:00 AM	TES

11ML0183 Collection Date 04/13/2011 Sampled By:

Sample Description: TMD-SO 013/2-3

This sample was run as a solid as is reported in ug/Kg units on as as received basis.

Test:	Parameter	Result	Flag	RL	Test Batch Num	Analyzed Date/Time	Analyst
PCBs	PCB-1016	0.0	U	250.0	MLDR110415002	4/15/2011 11:54:00 AM	TES
PCBs	PCB-1232	0.0	U	250.0	MLDR110415002	4/15/2011 11:54:00 AM	TES
PCBs	PCB-1242	0.0	U	250.0	MLDR110415002	4/15/2011 11:54:00 AM	TES
PCBs	PCB-1248	0.0	U	250.0	MLDR110415002	4/15/2011 11:54:00 AM	TES
PCBs	PCB-1254	0.0	U	250.0	MLDR110415002	4/15/2011 11:54:00 AM	TES
PCBs	PCB-1260	0.0	U	250.0	MLDR110415002	4/15/2011 11:54:00 AM	TES
PCBs	Tetrachloro-m-xylene	100			MLDR110415002	4/15/2011 11:54:00 AM	TES
PCBs	Tetrachloro-m-xylene %R	103			MLDR110415002	4/15/2011 11:54:00 AM	TES

11ML0184 Collection Date 04/13/2011 Sampled By:

Sample Description: TMD-SO 013/5-6

This sample was run as a solid as is reported in ug/Kg units on as as received basis.

Test:	Parameter	Result	Flag	RL	Test Batch Num	Analyzed Date/Time	Analyst
PCBs	Decachlorobiphenyl	94			MLDR110415002	4/15/2011 11:54:00 AM	TES
PCBs	Decachlorobiphenyl %R	93.8			MLDR110415002	4/15/2011 11:54:00 AM	TES
PCBs	PCB-1016	0.0	U	190.0	MLDR110415002	4/15/2011 11:54:00 AM	TES
PCBs	PCB-1232	0.0	U	190.0	MLDR110415002	4/15/2011 11:54:00 AM	TES
PCBs	PCB-1242	0.0	U	190.0	MLDR110415002	4/15/2011 11:54:00 AM	TES
PCBs	PCB-1248	0.0	U	190.0	MLDR110415002	4/15/2011 11:54:00 AM	TES
PCBs	PCB-1254	0.0	U	190.0	MLDR110415002	4/15/2011 11:54:00 AM	TES
PCBs	PCB-1260	0.0	U	190.0	MLDR110415002	4/15/2011 11:54:00 AM	TES
PCBs	Tetrachloro-m-xylene	100			MLDR110415002	4/15/2011 11:54:00 AM	TES
PCBs	Tetrachloro-m-xylene %R	103			MLDR110415002	4/15/2011 11:54:00 AM	TES

11ML0185 Collection Date 04/13/2011 Sampled By:

Sample Description: TMD-SO 013/5-6R

This sample was run as a solid as is reported in ug/Kg units on as as received basis.

Test:	Parameter	Result	Flag	RL	Test Batch Num	Analyzed Date/Time	Analyst
PCBs	Decachlorobiphenyl	96			MLDR110415002	4/15/2011 11:54:00 AM	TES
PCBs	Decachlorobiphenyl %R	96.0			MLDR110415002	4/15/2011 11:54:00 AM	TES
PCBs	PCB-1016	0.0	U	220.0	MLDR110415002	4/15/2011 11:54:00 AM	TES
PCBs	PCB-1232	0.0	U	220.0	MLDR110415002	4/15/2011 11:54:00 AM	TES
PCBs	PCB-1242	0.0	U	220.0	MLDR110415002	4/15/2011 11:54:00 AM	TES
PCBs	PCB-1248	0.0	U	220.0	MLDR110415002	4/15/2011 11:54:00 AM	TES
PCBs	PCB-1254	0.0	U	220.0	MLDR110415002	4/15/2011 11:54:00 AM	TES
PCBs	PCB-1260	0.0	U	220.0	MLDR110415002	4/15/2011 11:54:00 AM	TES
PCBs	Tetrachloro-m-xylene	110			MLDR110415002	4/15/2011 11:54:00 AM	TES
PCBs	Tetrachloro-m-xylene %R	106			MLDR110415002	4/15/2011 11:54:00 AM	TES

11ML0186 Collection Date 04/13/2011 Sampled By:

Sample Description: TMD-SO 013/6-7

This sample was run as a solid as is reported in ug/Kg units on as as received basis.

Test:	Parameter	Result	Flag	RL	Test Batch Num	Analyzed Date/Time	Analyst
PCBs	Decachlorobiphenyl	100			MLDR110415002	4/15/2011 11:54:00 AM	TES
PCBs	Decachlorobiphenyl %R	101			MLDR110415002	4/15/2011 11:54:00 AM	TES
PCBs	PCB-1016	0.0	U	270.0	MLDR110415002	4/15/2011 11:54:00 AM	TES

11ML0186 Collection Date 04/13/2011 Sampled By:

Sample Description: **TMD-SO 013/6-7**

This sample was run as a solid as is reported in ug/Kg units on as as received basis.

Test:	Parameter	Result	Flag	RL	Test Batch Num	Analyzed Date/Time	Analyst
PCBs	PCB-1232	0.0	U	270.0	MLDR110415002	4/15/2011 11:54:00 AM	TES
PCBs	PCB-1242	0.0	U	270.0	MLDR110415002	4/15/2011 11:54:00 AM	TES
PCBs	PCB-1248	0.0	U	270.0	MLDR110415002	4/15/2011 11:54:00 AM	TES
PCBs	PCB-1254	0.0	U	270.0	MLDR110415002	4/15/2011 11:54:00 AM	TES
PCBs	PCB-1260	0.0	U	270.0	MLDR110415002	4/15/2011 11:54:00 AM	TES
PCBs	Tetrachloro-m-xylene	110			MLDR110415002	4/15/2011 11:54:00 AM	TES
PCBs	Tetrachloro-m-xylene %R	106			MLDR110415002	4/15/2011 11:54:00 AM	TES

11ML0187 Collection Date 04/13/2011 Sampled By:

Sample Description: **TMD-SO 014/0-1**

This sample was run as a solid as is reported in ug/Kg units on as as received basis.

Test:	Parameter	Result	Flag	RL	Test Batch Num	Analyzed Date/Time	Analyst
PCBs	Decachlorobiphenyl	93			MLDR110415002	4/15/2011 11:54:00 AM	TES
PCBs	Decachlorobiphenyl %R	93.2			MLDR110415002	4/15/2011 11:54:00 AM	TES
PCBs	PCB-1016	0.0	U	320.0	MLDR110415002	4/15/2011 11:54:00 AM	TES
PCBs	PCB-1232	0.0	U	320.0	MLDR110415002	4/15/2011 11:54:00 AM	TES
PCBs	PCB-1242	0.0	U	320.0	MLDR110415002	4/15/2011 11:54:00 AM	TES
PCBs	PCB-1248	270	J	320.0	MLDR110415002	4/15/2011 11:54:00 AM	CR
PCBs	PCB-1254	0.0	U	320.0	MLDR110415002	4/15/2011 11:54:00 AM	TES
PCBs	PCB-1260	0.0	U	320.0	MLDR110415002	4/15/2011 11:54:00 AM	TES
PCBs	Tetrachloro-m-xylene	110			MLDR110415002	4/15/2011 11:54:00 AM	TES
PCBs	Tetrachloro-m-xylene %R	106			MLDR110415002	4/15/2011 11:54:00 AM	TES

11ML0188 Collection Date 04/13/2011 Sampled By:

Sample Description: **TMD-SO 014/2-3**

This sample was run as a solid as is reported in ug/Kg units on as as received basis

Test:	Parameter	Result	Flag	RL	Test Batch Num	Analyzed Date/Time	Analyst
PCBs	Decachlorobiphenyl	96			MLDR110415002	4/15/2011 11:54:00 AM	TES
PCBs	Decachlorobiphenyl %R	95.6			MLDR110415002	4/15/2011 11:54:00 AM	TES
PCBs	PCB-1016	0.0	U	250.0	MLDR110415002	4/15/2011 11:54:00 AM	TES
PCBs	PCB-1232	0.0	U	250.0	MLDR110415002	4/15/2011 11:54:00 AM	TES
PCBs	PCB-1242	0.0	U	250.0	MLDR110415002	4/15/2011 11:54:00 AM	TES
PCBs	PCB-1248	0.0	U	250.0	MLDR110415002	4/15/2011 11:54:00 AM	TES
PCBs	PCB-1254	0.0	U	250.0	MLDR110415002	4/15/2011 11:54:00 AM	TES
PCBs	PCB-1260	0.0	U	250.0	MLDR110415002	4/15/2011 11:54:00 AM	TES
PCBs	Tetrachloro-m-xylene	110			MLDR110415002	4/15/2011 11:54:00 AM	TES
PCBs	Tetrachloro-m-xylene %R	108			MLDR110415002	4/15/2011 11:54:00 AM	TES

11ML0189 Collection Date 04/13/2011 Sampled By:

Sample Description: **TMD-SO 014/4-5**

This sample was run as a solid as is reported in ug/Kg units on as as received basis.

Test:	Parameter	Result	Flag	RL	Test Batch Num	Analyzed Date/Time	Analyst
PCBs	Decachlorobiphenyl	97			MLDR110415002	4/15/2011 11:54:00 AM	TES
PCBs	Decachlorobiphenyl %R	96.7			MLDR110415002	4/15/2011 11:54:00 AM	TES
PCBs	PCB-1016	0.0	U	280.0	MLDR110415002	4/15/2011 11:54:00 AM	TES
PCBs	PCB-1232	0.0	U	280.0	MLDR110415002	4/15/2011 11:54:00 AM	TES

11ML0189 Collection Date 04/13/2011 Sampled By:

Sample Description: **TMD-SO 014/4-5**

This sample was run as a solid as is reported in ug/Kg units on as as received basis.

Test:	Parameter	Result	Flag	RL	Test Batch Num	Analyzed Date/Time	Analyst
PCBs	PCB-1242	0.0	U	280.0	MLDR110415002	4/15/2011 11:54:00 AM	TES
PCBs	PCB-1248	0.0	U	280.0	MLDR110415002	4/15/2011 11:54:00 AM	TES
PCBs	PCB-1254	0.0	U	280.0	MLDR110415002	4/15/2011 11:54:00 AM	TES
PCBs	PCB-1260	0.0	U	280.0	MLDR110415002	4/15/2011 11:54:00 AM	TES
PCBs	Tetrachloro-m-xylene	110			MLDR110415002	4/15/2011 11:54:00 AM	TES
PCBs	Tetrachloro-m-xylene %R	107			MLDR110415002	4/15/2011 11:54:00 AM	TES

Test:	Parameter	Result	Flag	RL	Test Batch Num	Analyzed Date/Time	Analyst
Matrix Spike-PCBs	Decachlorobiphenyl	92			MLDR110415002	4/15/2011 11:47:00 AM	TES
Matrix Spike-PCBs	Decachlorobiphenyl - % Recovery	92.3			MLDR110415002	4/15/2011 11:47:00 AM	TES
Matrix Spike-PCBs	PCB-1016	0.0	U	250.0	MLDR110415002	4/15/2011 11:47:00 AM	TES
Matrix Spike-PCBs	PCB-1232	0.0	U	250.0	MLDR110415002	4/15/2011 11:47:00 AM	TES
Matrix Spike-PCBs	PCB-1242	0.0	U	250.0	MLDR110415002	4/15/2011 11:47:00 AM	TES
Matrix Spike-PCBs	PCB-1248	2700		250.0	MLDR110415002	4/15/2011 11:47:00 AM	TES
Matrix Spike-PCBs	PCB-1248 - % Recovery	107			MLDR110415002	4/15/2011 11:47:00 AM	TES
Matrix Spike-PCBs	PCB-1254	0.0	U	250.0	MLDR110415002	4/15/2011 11:47:00 AM	TES
Matrix Spike-PCBs	PCB-1260	0.0	U	250.0	MLDR110415002	4/15/2011 11:47:00 AM	TES
Matrix Spike-PCBs	Tetrachloro-m-xylene	110			MLDR110415002	4/15/2011 11:47:00 AM	TES
Matrix Spike-PCBs	Tetrachloro-m-xylene - % Recovery	109			MLDR110415002	4/15/2011 11:47:00 AM	TES

11ML0190 Collection Date 04/13/2011 Sampled By:

Sample Description: **TMD-SO 014/6-7**

This sample was run as a solid as is reported in ug/Kg units on as as received basis.

Test:	Parameter	Result	Flag	RL	Test Batch Num	Analyzed Date/Time	Analyst
PCBs	Decachlorobiphenyl	94			MLDR110415002	4/15/2011 11:54:00 AM	TES
PCBs	Decachlorobiphenyl %R	93.6			MLDR110415002	4/15/2011 11:54:00 AM	TES
PCBs	PCB-1016	0.0	U	260.0	MLDR110415002	4/15/2011 11:54:00 AM	TES
PCBs	PCB-1232	0.0	U	260.0	MLDR110415002	4/15/2011 11:54:00 AM	TES
PCBs	PCB-1242	0.0	U	260.0	MLDR110415002	4/15/2011 11:54:00 AM	TES
PCBs	PCB-1248	0.0	U	260.0	MLDR110415002	4/15/2011 11:54:00 AM	TES
PCBs	PCB-1254	0.0	U	260.0	MLDR110415002	4/15/2011 11:54:00 AM	TES
PCBs	PCB-1260	0.0	U	260.0	MLDR110415002	4/15/2011 11:54:00 AM	TES
PCBs	Tetrachloro-m-xylene	110			MLDR110415002	4/15/2011 11:54:00 AM	TES
PCBs	Tetrachloro-m-xylene %R	108			MLDR110415002	4/15/2011 11:54:00 AM	TES

11ML0191 Collection Date 04/13/2011 Sampled By:

Sample Description: **TMD-SO 014/8-9**

This sample was run as a solid as is reported in ug/Kg units on as as received basis.

Test:	Parameter	Result	Flag	RL	Test Batch Num	Analyzed Date/Time	Analyst
PCBs	Decachlorobiphenyl	98			MLDR110415002	4/15/2011 11:54:00 AM	TES
PCBs	Decachlorobiphenyl %R	98.2			MLDR110415002	4/15/2011 11:54:00 AM	TES
PCBs	PCB-1016	0.0	U	240.0	MLDR110415002	4/15/2011 11:54:00 AM	TES
PCBs	PCB-1232	0.0	U	240.0	MLDR110415002	4/15/2011 11:54:00 AM	TES
PCBs	PCB-1242	0.0	U	240.0	MLDR110415002	4/15/2011 11:54:00 AM	TES
PCBs	PCB-1248	0.0	U	240.0	MLDR110415002	4/15/2011 11:54:00 AM	TES
PCBs	PCB-1254	0.0	U	240.0	MLDR110415002	4/15/2011 11:54:00 AM	TES
PCBs	PCB-1260	0.0	U	240.0	MLDR110415002	4/15/2011 11:54:00 AM	TES

11ML0191 **Collection Date** 04/13/2011 **Sampled By:**

Sample Description: **TMD-SO 014/8-9**

This sample was run as a solid as is reported in ug/Kg units on as as received basis.

Test:	Parameter	Result	Flag	RL	Test Batch Num	Analyzed Date/Time	Analyst
PCBs	Tetrachloro-m-xylene	110			MLDR110415002	4/15/2011 11:54:00 AM	TES
PCBs	Tetrachloro-m-xylene %R	111			MLDR110415002	4/15/2011 11:54:00 AM	TES

11ML0192 **Collection Date** 04/13/2011 **Sampled By:**

Sample Description: **TMD-SO 014/10-11**

This sample was run as a solid as is reported in ug/Kg units on as as received basis.

Test:	Parameter	Result	Flag	RL	Test Batch Num	Analyzed Date/Time	Analyst
PCBs	Decachlorobiphenyl	50			MLDR110415002	4/15/2011 11:54:00 AM	TES
PCBs	Decachlorobiphenyl %R	49.9	J		MLDR110415002	4/15/2011 11:54:00 AM	TES
PCBs	PCB-1016	0.0	U	300.0	MLDR110415002	4/15/2011 11:54:00 AM	TES
PCBs	PCB-1232	0.0	U	300.0	MLDR110415002	4/15/2011 11:54:00 AM	TES
PCBs	PCB-1242	0.0	U	300.0	MLDR110415002	4/15/2011 11:54:00 AM	TES
PCBs	PCB-1248	0.0	U	300.0	MLDR110415002	4/15/2011 11:54:00 AM	TES
PCBs	PCB-1254	0.0	U	300.0	MLDR110415002	4/15/2011 11:54:00 AM	TES
PCBs	PCB-1260	0.0	U	300.0	MLDR110415002	4/15/2011 11:54:00 AM	TES
PCBs	Tetrachloro-m-xylene	95			MLDR110415002	4/15/2011 11:54:00 AM	TES
PCBs	Tetrachloro-m-xylene %R	95.2			MLDR110415002	4/15/2011 11:54:00 AM	TES

11ML0193 **Collection Date** 04/13/2011 **Sampled By:**

Sample Description: **TMD-SO 014/10-11R**

This sample was run as a solid as is reported in ug/Kg units on as as received basis.

Test:	Parameter	Result	Flag	RL	Test Batch Num	Analyzed Date/Time	Analyst
PCBs	Decachlorobiphenyl	98			MLDR110415002	4/15/2011 11:54:00 AM	TES
PCBs	Decachlorobiphenyl %R	97.6			MLDR110415002	4/15/2011 11:54:00 AM	TES
PCBs	PCB-1016	0.0	U	250.0	MLDR110415002	4/15/2011 11:54:00 AM	TES
PCBs	PCB-1232	0.0	U	250.0	MLDR110415002	4/15/2011 11:54:00 AM	TES
PCBs	PCB-1242	0.0	U	250.0	MLDR110415002	4/15/2011 11:54:00 AM	TES
PCBs	PCB-1248	0.0	U	250.0	MLDR110415002	4/15/2011 11:54:00 AM	TES
PCBs	PCB-1254	0.0	U	250.0	MLDR110415002	4/15/2011 11:54:00 AM	TES
PCBs	PCB-1260	0.0	U	250.0	MLDR110415002	4/15/2011 11:54:00 AM	TES
PCBs	Tetrachloro-m-xylene	110			MLDR110415002	4/15/2011 11:54:00 AM	TES
PCBs	Tetrachloro-m-xylene %R	114			MLDR110415002	4/15/2011 11:54:00 AM	TES

MLDE110414001B In01 **Collection Date** 04/14/2011 **Sampled By:** TES

Sample Description:

Batch Level QC Sample

Test:	Parameter	Result	Flag	RL	Test Batch Num	Analyzed Date/Time	Analyst
Method Blank-PCBs	Decachlorobiphenyl	46			MLDR110415002		TES
Method Blank-PCBs	Decachlorobiphenyl %R	46			MLDR110415002		TES
Method Blank-PCBs	PCB-1016	0.0	U	280.0	MLDR110415002		TES
Method Blank-PCBs	PCB-1232	0.0	U	280.0	MLDR110415002		TES
Method Blank-PCBs	PCB-1242	0.0	U	280.0	MLDR110415002		TES
Method Blank-PCBs	PCB-1248	0.0	U	280.0	MLDR110415002		TES
Method Blank-PCBs	PCB-1254	0.0	U	280.0	MLDR110415002		TES

MLDE110414001BIn01 **Collection Date** 04/14/2011 **Sampled By:** TES

Sample Description:

Batch Level QC Sample

Test:	Parameter	Result	Flag	RL	Test Batch Num	Analyzed Date/Time	Analyst
Method Blank-PCBs	PCB-1260	0.0	U	280.0	MLDR110415002		TES
Method Blank-PCBs	Tetrachloro-m-xylene	83			MLDR110415002		TES
Method Blank-PCBs	Tetrachloro-m-xylene %R	82.8			MLDR110415002		TES

Approved: _____

Quality Control Officer

Site Name: 10 Mile Drain
TDF# 5-214-012
Date Issued: 04/15/11
Analysis: PCBs

Author: Thomas Sedlacek
Charge# 03037.3.14.02.03.B5BE.000.012
Report Title: StClair 1-5

NARRATIVE

Nineteen (19) soil samples were submitted to FASP (Field Analytical Support Program) for PCB analysis. The samples were run without significant complications. The following fourteen (14) samples are included in this narrative:

11CD76	11CD77	11CD78	11CD79
11CD80	11CD81	11CD82	11CD83
11CD84	11CD85	11CD86	11CD87
11CD88	11CD89		

PCBs Analysis

Sample Collection and Analysis

The samples were collected on April 14, 2011 and were analyzed on April 14 and 15, 2011 - within the required hold times for PCBs.

Initial and Continuing Calibration

The initial calibration for AR1248 was run on April 14, 2011 and all compounds met the calibration criteria of <30% RSD (relative standard deviation).

For continuing calibration run on April 15, 2011 the average response was within the QC limits of ± 35%.

Sample QC (Method Blanks, Matrix Spikes and Surrogates)

Method blank MLDE110414002Bln01 was found to be free of all target analytes at the stated detection limit.

All surrogate recoveries were within the acceptance limits of 50-150 %R for soils.

An experienced analyst reviewed the chromatograms to ensure that no pattern matches for any of the standard Aroclors were present

Sample TMD-SO 016/2-3 needed to be diluted by a factor of ten for all compounds of interest to be in the instrument calibration range.

Reviewed By: _____ Date: 4/15/11

Site Name: 10 Mile Drain
TDF# 5-214-012
Date Issued: 04/15/11
Analysis: PCBs

Author: Thomas Sedlacek
Charge# 03037.3.14.02.03.B5BE.000.012
Report Title: StClair 1-5

Flag	Description
J	The reported value is considered estimated due to Quality Control Issues
U	The compound is non-detect at the reported value

Reviewed By: _____ Date: 4/18/11

EPA Region 5 Mobile Lab

10 Mile Drain Site

St Clair Shores, MI

Report Number: MLSG110414-001
Samples Received: 04/14/2011

11ML0194 **Collection Date** 04/13/2011 **Sampled By:**

Sample Description: **TMD-SO 014/12-13**

This sample was run as a solid as is reported in ug/Kg units on as as received basis.

Test:	Parameter	Result	Flag	RL	Test Batch Num	Analyzed Date/Time	Analyst
PCBs	Decachlorobiphenyl	99			MLDR110415003	4/15/2011 12:01:00 PM	TES
PCBs	Decachlorobiphenyl %R	98.5			MLDR110415003	4/15/2011 12:01:00 PM	TES
PCBs	PCB-1016	0.0	U	290.0	MLDR110415003	4/15/2011 12:01:00 PM	CR
PCBs	PCB-1232	0.0	U	290.0	MLDR110415003	4/15/2011 12:01:00 PM	CR
PCBs	PCB-1242	0.0	U	290.0	MLDR110415003	4/15/2011 12:01:00 PM	CR
PCBs	PCB-1248	0.0	U	290.0	MLDR110415003	4/15/2011 12:01:00 PM	CR
PCBs	PCB-1254	0.0	U	290.0	MLDR110415003	4/15/2011 12:01:00 PM	CR
PCBs	PCB-1260	0.0	U	290.0	MLDR110415003	4/15/2011 12:01:00 PM	CR
PCBs	Tetrachloro-m-xylene	110			MLDR110415003	4/15/2011 12:01:00 PM	TES
PCBs	Tetrachloro-m-xylene %R	115			MLDR110415003	4/15/2011 12:01:00 PM	TES

11ML0195 **Collection Date** 04/13/2011 **Sampled By:**

Sample Description: **TMD-SO 014/13-14**

This sample was run as a solid as is reported in ug/Kg units on as as received basis.

Test:	Parameter	Result	Flag	RL	Test Batch Num	Analyzed Date/Time	Analyst
PCBs	Decachlorobiphenyl	98			MLDR110415003	4/15/2011 12:01:00 PM	TES
PCBs	Decachlorobiphenyl %R	97.9			MLDR110415003	4/15/2011 12:01:00 PM	TES
PCBs	PCB-1016	0.0	U	250.0	MLDR110415003	4/15/2011 12:01:00 PM	TES
PCBs	PCB-1232	0.0	U	250.0	MLDR110415003	4/15/2011 12:01:00 PM	TES
PCBs	PCB-1242	0.0	U	250.0	MLDR110415003	4/15/2011 12:01:00 PM	TES
PCBs	PCB-1248	0.0	U	250.0	MLDR110415003	4/15/2011 12:01:00 PM	TES
PCBs	PCB-1254	0.0	U	250.0	MLDR110415003	4/15/2011 12:01:00 PM	TES
PCBs	PCB-1260	0.0	U	250.0	MLDR110415003	4/15/2011 12:01:00 PM	TES
PCBs	Tetrachloro-m-xylene	110			MLDR110415003	4/15/2011 12:01:00 PM	TES
PCBs	Tetrachloro-m-xylene %R	113			MLDR110415003	4/15/2011 12:01:00 PM	TES

11ML0196 **Collection Date** 04/14/2011 **Sampled By:**

Sample Description: **TMD-SO 015/10-11**

This sample was run as a solid as is reported in ug/Kg units on as as received basis.

Test:	Parameter	Result	Flag	RL	Test Batch Num	Analyzed Date/Time	Analyst
PCBs	Decachlorobiphenyl	96			MLDR110415003	4/15/2011 12:01:00 PM	TES
PCBs	Decachlorobiphenyl %R	95.7			MLDR110415003	4/15/2011 12:01:00 PM	TES
PCBs	PCB-1016	0.0	U	240.0	MLDR110415003	4/15/2011 12:01:00 PM	TES
PCBs	PCB-1232	0.0	U	240.0	MLDR110415003	4/15/2011 12:01:00 PM	TES
PCBs	PCB-1242	0.0	U	240.0	MLDR110415003	4/15/2011 12:01:00 PM	TES
PCBs	PCB-1248	0.0	U	240.0	MLDR110415003	4/15/2011 12:01:00 PM	TES
PCBs	PCB-1254	0.0	U	240.0	MLDR110415003	4/15/2011 12:01:00 PM	TES
PCBs	PCB-1260	0.0	U	240.0	MLDR110415003	4/15/2011 12:01:00 PM	TES
PCBs	Tetrachloro-m-xylene	110			MLDR110415003	4/15/2011 12:01:00 PM	TES
PCBs	Tetrachloro-m-xylene %R	112			MLDR110415003	4/15/2011 12:01:00 PM	TES

11ML0197 Collection Date 04/14/2011 Sampled By:

Sample Description: **TMD-SO 015/12-13**

This sample was run as a solid as is reported in ug/Kg units on as as received basis.

Test:	Parameter	Result	Flag	RL	Test Batch Num	Analyzed Date/Time	Analyst
PCBs	Decachlorobiphenyl	98			MLDR110415003	4/15/2011 12:01:00 PM	TES
PCBs	Decachlorobiphenyl %R	97.7			MLDR110415003	4/15/2011 12:01:00 PM	TES
PCBs	PCB-1016	0.0	U	210.0	MLDR110415003	4/15/2011 12:01:00 PM	TES
PCBs	PCB-1232	0.0	U	210.0	MLDR110415003	4/15/2011 12:01:00 PM	TES
PCBs	PCB-1242	0.0	U	210.0	MLDR110415003	4/15/2011 12:01:00 PM	TES
PCBs	PCB-1248	0.0	U	210.0	MLDR110415003	4/15/2011 12:01:00 PM	TES
PCBs	PCB-1254	0.0	U	210.0	MLDR110415003	4/15/2011 12:01:00 PM	TES
PCBs	PCB-1260	0.0	U	210.0	MLDR110415003	4/15/2011 12:01:00 PM	TES
PCBs	Tetrachloro-m-xylene	110			MLDR110415003	4/15/2011 12:01:00 PM	TES
PCBs	Tetrachloro-m-xylene %R	112			MLDR110415003	4/15/2011 12:01:00 PM	TES

11ML0198 Collection Date 04/14/2011 Sampled By:

Sample Description: **TMD-SO 015/12-13R**

This sample was run as a solid as is reported in ug/Kg units on as as received basis.

Test:	Parameter	Result	Flag	RL	Test Batch Num	Analyzed Date/Time	Analyst
PCBs	Decachlorobiphenyl	100			MLDR110415003	4/15/2011 12:01:00 PM	TES
PCBs	Decachlorobiphenyl %R	100			MLDR110415003	4/15/2011 12:01:00 PM	TES
PCBs	PCB-1016	0.0	U	230.0	MLDR110415003	4/15/2011 12:01:00 PM	TES
PCBs	PCB-1232	0.0	U	230.0	MLDR110415003	4/15/2011 12:01:00 PM	TES
PCBs	PCB-1242	0.0	U	230.0	MLDR110415003	4/15/2011 12:01:00 PM	TES
PCBs	PCB-1248	0.0	U	230.0	MLDR110415003	4/15/2011 12:01:00 PM	TES
PCBs	PCB-1254	0.0	U	230.0	MLDR110415003	4/15/2011 12:01:00 PM	TES
PCBs	PCB-1260	0.0	U	230.0	MLDR110415003	4/15/2011 12:01:00 PM	TES
PCBs	Tetrachloro-m-xylene	110			MLDR110415003	4/15/2011 12:01:00 PM	TES
PCBs	Tetrachloro-m-xylene %R	112			MLDR110415003	4/15/2011 12:01:00 PM	TES

11ML0199 Collection Date 04/14/2011 Sampled By:

Sample Description: **TMD-SO 015/4-5**

This sample was run as a solid as is reported in ug/Kg units on as as received basis.

Test:	Parameter	Result	Flag	RL	Test Batch Num	Analyzed Date/Time	Analyst
PCBs	Decachlorobiphenyl	110			MLDR110415003	4/15/2011 12:01:00 PM	TES
PCBs	Decachlorobiphenyl %R	111			MLDR110415003	4/15/2011 12:01:00 PM	TES
PCBs	PCB-1016	0.0	U	260.0	MLDR110415003	4/15/2011 12:01:00 PM	TES
PCBs	PCB-1232	0.0	U	260.0	MLDR110415003	4/15/2011 12:01:00 PM	TES
PCBs	PCB-1242	0.0	U	260.0	MLDR110415003	4/15/2011 12:01:00 PM	TES
PCBs	PCB-1248	0.0	U	260.0	MLDR110415003	4/15/2011 12:01:00 PM	TES
PCBs	PCB-1254	0.0	U	260.0	MLDR110415003	4/15/2011 12:01:00 PM	TES
PCBs	PCB-1260	0.0	U	260.0	MLDR110415003	4/15/2011 12:01:00 PM	TES
PCBs	Tetrachloro-m-xylene	110			MLDR110415003	4/15/2011 12:01:00 PM	TES
PCBs	Tetrachloro-m-xylene %R	114			MLDR110415003	4/15/2011 12:01:00 PM	TES

11ML0200 Collection Date 04/14/2011 Sampled By:

Sample Description: **TMD-SO 015/5-6**

This sample was run as a solid as is reported in ug/Kg units on as as received basis.

Test:	Parameter	Result	Flag	RL	Test Batch Num	Analyzed Date/Time	Analyst
PCBs	Decachlorobiphenyl	100			MLDR110415003	4/15/2011 12:01:00 PM	TES

11ML0200 **Collection Date** 04/14/2011 **Sampled By:**

Sample Description: **TMD-SO 015/5-6**

This sample was run as a solid as is reported in ug/Kg units on as as received basis.

Test:	Parameter	Result	Flag	RL	Test Batch Num	Analyzed Date/Time	Analyst
PCBs	Decachlorobiphenyl %R	100			MLDR110415003	4/15/2011 12:01:00 PM	TES
PCBs	PCB-1016	0.0	U	330.0	MLDR110415003	4/15/2011 12:01:00 PM	TES
PCBs	PCB-1232	0.0	U	330.0	MLDR110415003	4/15/2011 12:01:00 PM	TES
PCBs	PCB-1242	0.0	U	330.0	MLDR110415003	4/15/2011 12:01:00 PM	TES
PCBs	PCB-1248	0.0	U	330.0	MLDR110415003	4/15/2011 12:01:00 PM	TES
PCBs	PCB-1254	0.0	U	330.0	MLDR110415003	4/15/2011 12:01:00 PM	TES
PCBs	PCB-1260	0.0	U	330.0	MLDR110415003	4/15/2011 12:01:00 PM	TES
PCBs	Tetrachloro-m-xylene	110			MLDR110415003	4/15/2011 12:01:00 PM	TES
PCBs	Tetrachloro-m-xylene %R	113			MLDR110415003	4/15/2011 12:01:00 PM	TES

11ML0201 **Collection Date** 04/14/2011 **Sampled By:**

Sample Description: **TMD-SO 015/6-7**

This sample was run as a solid as is reported in ug/Kg units on as as received basis.

Test:	Parameter	Result	Flag	RL	Test Batch Num	Analyzed Date/Time	Analyst
PCBs	Decachlorobiphenyl	96			MLDR110415003	4/15/2011 12:01:00 PM	TES
PCBs	Decachlorobiphenyl %R	95.5			MLDR110415003	4/15/2011 12:01:00 PM	TES
PCBs	PCB-1016	0.0	U	220.0	MLDR110415003	4/15/2011 12:01:00 PM	TES
PCBs	PCB-1232	0.0	U	220.0	MLDR110415003	4/15/2011 12:01:00 PM	TES
PCBs	PCB-1242	0.0	U	220.0	MLDR110415003	4/15/2011 12:01:00 PM	TES
PCBs	PCB-1248	0.0	U	220.0	MLDR110415003	4/15/2011 12:01:00 PM	TES
PCBs	PCB-1254	0.0	U	220.0	MLDR110415003	4/15/2011 12:01:00 PM	TES
PCBs	PCB-1260	0.0	U	220.0	MLDR110415003	4/15/2011 12:01:00 PM	TES
PCBs	Tetrachloro-m-xylene	110			MLDR110415003	4/15/2011 12:01:00 PM	TES
PCBs	Tetrachloro-m-xylene %R	112			MLDR110415003	4/15/2011 12:01:00 PM	TES

11ML0202 **Collection Date** 04/14/2011 **Sampled By:**

Sample Description: **TMD-SO 016/0-1**

This sample was run as a solid as is reported in ug/Kg units on as as received basis.

Test:	Parameter	Result	Flag	RL	Test Batch Num	Analyzed Date/Time	Analyst
PCBs	Decachlorobiphenyl	95			MLDR110415003	4/15/2011 12:01:00 PM	TES
PCBs	Decachlorobiphenyl %R	95.0			MLDR110415003	4/15/2011 12:01:00 PM	TES
PCBs	PCB-1016	0.0	U	290.0	MLDR110415003	4/15/2011 12:01:00 PM	TES
PCBs	PCB-1232	0.0	U	290.0	MLDR110415003	4/15/2011 12:01:00 PM	TES
PCBs	PCB-1242	0.0	U	290.0	MLDR110415003	4/15/2011 12:01:00 PM	TES
PCBs	PCB-1248	2800		290.0	MLDR110415003	4/15/2011 12:01:00 PM	TES
PCBs	PCB-1254	0.0	U	290.0	MLDR110415003	4/15/2011 12:01:00 PM	TES
PCBs	PCB-1260	0.0	U	290.0	MLDR110415003	4/15/2011 12:01:00 PM	TES
PCBs	Tetrachloro-m-xylene	110			MLDR110415003	4/15/2011 12:01:00 PM	TES
PCBs	Tetrachloro-m-xylene %R	113			MLDR110415003	4/15/2011 12:01:00 PM	TES

11ML0203 **Collection Date** 04/14/2011 **Sampled By:**

Sample Description: **TMD-SO 016/10-11**

This sample was run as a solid as is reported in ug/Kg units on as as received basis.

Test:	Parameter	Result	Flag	RL	Test Batch Num	Analyzed Date/Time	Analyst
PCBs	Decachlorobiphenyl	100			MLDR110415003	4/15/2011 12:01:00 PM	TES
PCBs	Decachlorobiphenyl %R	100			MLDR110415003	4/15/2011 12:01:00 PM	TES

11ML0203 Collection Date 04/14/2011 Sampled By:

Sample Description: **TMD-SO 016/10-11**

This sample was run as a solid as is reported in ug/Kg units on as as received basis.

Test:	Parameter	Result	Flag	RL	Test Batch Num	Analyzed Date/Time	Analyst
PCBs	PCB-1016	0.0	U	220.0	MLDR110415003	4/15/2011 12:01:00 PM	TES
PCBs	PCB-1232	0.0	U	220.0	MLDR110415003	4/15/2011 12:01:00 PM	TES
PCBs	PCB-1242	0.0	U	220.0	MLDR110415003	4/15/2011 12:01:00 PM	TES
PCBs	PCB-1248	0.0	U	220.0	MLDR110415003	4/15/2011 12:01:00 PM	TES
PCBs	PCB-1254	0.0	U	220.0	MLDR110415003	4/15/2011 12:01:00 PM	TES
PCBs	PCB-1260	0.0	U	220.0	MLDR110415003	4/15/2011 12:01:00 PM	TES
PCBs	Tetrachloro-m-xylene	110			MLDR110415003	4/15/2011 12:01:00 PM	TES
PCBs	Tetrachloro-m-xylene %R	112			MLDR110415003	4/15/2011 12:01:00 PM	TES

11ML0204 Collection Date 04/14/2011 Sampled By:

Sample Description: **TMD-SO 016/11-12**

This sample was run as a solid as is reported in ug/Kg units on as as received basis.

Test:	Parameter	Result	Flag	RL	Test Batch Num	Analyzed Date/Time	Analyst
PCBs	Decachlorobiphenyl	100			MLDR110415003	4/15/2011 12:01:00 PM	TES
PCBs	Decachlorobiphenyl %R	100			MLDR110415003	4/15/2011 12:01:00 PM	TES
PCBs	PCB-1016	0.0	U	260.0	MLDR110415003	4/15/2011 12:01:00 PM	TES
PCBs	PCB-1232	0.0	U	260.0	MLDR110415003	4/15/2011 12:01:00 PM	TES
PCBs	PCB-1242	0.0	U	260.0	MLDR110415003	4/15/2011 12:01:00 PM	TES
PCBs	PCB-1248	0.0	U	260.0	MLDR110415003	4/15/2011 12:01:00 PM	TES
PCBs	PCB-1254	0.0	U	260.0	MLDR110415003	4/15/2011 12:01:00 PM	TES
PCBs	PCB-1260	0.0	U	260.0	MLDR110415003	4/15/2011 12:01:00 PM	TES
PCBs	Tetrachloro-m-xylene	110			MLDR110415003	4/15/2011 12:01:00 PM	TES
PCBs	Tetrachloro-m-xylene %R	114			MLDR110415003	4/15/2011 12:01:00 PM	TES

11ML0205 Collection Date 04/14/2011 Sampled By:

Sample Description: **TMD-SO 016/12-13**

This sample was run as a solid as is reported in ug/Kg units on as as received basis.

Test:	Parameter	Result	Flag	RL	Test Batch Num	Analyzed Date/Time	Analyst
PCBs	Decachlorobiphenyl	100			MLDR110415003	4/15/2011 12:01:00 PM	TES
PCBs	Decachlorobiphenyl %R	102			MLDR110415003	4/15/2011 12:01:00 PM	TES
PCBs	PCB-1016	0.0	U	210.0	MLDR110415003	4/15/2011 12:01:00 PM	TES
PCBs	PCB-1232	0.0	U	210.0	MLDR110415003	4/15/2011 12:01:00 PM	TES
PCBs	PCB-1242	0.0	U	210.0	MLDR110415003	4/15/2011 12:01:00 PM	TES
PCBs	PCB-1248	870		210.0	MLDR110415003	4/15/2011 12:01:00 PM	TES
PCBs	PCB-1254	0.0	U	210.0	MLDR110415003	4/15/2011 12:01:00 PM	TES
PCBs	PCB-1260	0.0	U	210.0	MLDR110415003	4/15/2011 12:01:00 PM	TES
PCBs	Tetrachloro-m-xylene	110			MLDR110415003	4/15/2011 12:01:00 PM	TES
PCBs	Tetrachloro-m-xylene %R	113			MLDR110415003	4/15/2011 12:01:00 PM	TES

11ML0206 Collection Date 04/14/2011 Sampled By:

Sample Description: **TMD-SO 016/2-3**

This sample was run as a solid as is reported in ug/Kg units on as as received basis.

Test:	Parameter	Result	Flag	RL	Test Batch Num	Analyzed Date/Time	Analyst
PCBs	Decachlorobiphenyl	96			MLDR110415003	4/15/2011 12:08:00 PM	TES
PCBs	Decachlorobiphenyl %R	95.7			MLDR110415003	4/15/2011 12:08:00 PM	TES
PCBs	PCB-1016	0.0	U	300.0	MLDR110415003	4/15/2011 12:08:00 PM	TES

11ML0206 **Collection Date** 04/14/2011 **Sampled By:**

Sample Description: **TMD-SO 016/2-3**

This sample was run as a solid as is reported in ug/Kg units on as as received basis.

Test:	Parameter	Result	Flag	RL	Test Batch Num	Analyzed Date/Time	Analyst
PCBs	PCB-1232	**0.0**	U	300.0	MLDR110415003	4/15/2011 12:06:00 PM	TES
PCBs	PCB-1242	**0.0**	U	300.0	MLDR110415003	4/15/2011 12:06:00 PM	TES
PCBs	PCB-1248	**110000**		3,000.0	MLDR110415003	4/15/2011 12:06:00 PM	CR
PCBs	PCB-1254	**0.0**	U	300.0	MLDR110415003	4/15/2011 12:06:00 PM	TES
PCBs	PCB-1260	**0.0**	U	300.0	MLDR110415003	4/15/2011 12:06:00 PM	TES
PCBs	Tetrachloro-m-xylene	**97**			MLDR110415003	4/15/2011 12:06:00 PM	TES
PCBs	Tetrachloro-m-xylene %R	**96.9**			MLDR110415003	4/15/2011 12:06:00 PM	TES

11ML0207 **Collection Date** 04/14/2011 **Sampled By:**

Sample Description: **TMD-SO 016/6-7**

This sample was run as a solid as is reported in ug/Kg units on as as received basis.

Test:	Parameter	Result	Flag	RL	Test Batch Num	Analyzed Date/Time	Analyst
PCBs	Decachlorobiphenyl	**99**			MLDR110415003	4/15/2011 12:03:00 PM	TES
PCBs	Decachlorobiphenyl %R	**98.9**			MLDR110415003	4/15/2011 12:03:00 PM	TES
PCBs	PCB-1016	**0.0**	U	300.0	MLDR110415003	4/15/2011 12:03:00 PM	TES
PCBs	PCB-1232	**0.0**	U	300.0	MLDR110415003	4/15/2011 12:03:00 PM	TES
PCBs	PCB-1242	**0.0**	U	300.0	MLDR110415003	4/15/2011 12:03:00 PM	TES
PCBs	PCB-1248	**3600**		300.0	MLDR110415003	4/15/2011 12:03:00 PM	TES
PCBs	PCB-1254	**0.0**	U	300.0	MLDR110415003	4/15/2011 12:03:00 PM	TES
PCBs	PCB-1260	**0.0**	U	300.0	MLDR110415003	4/15/2011 12:03:00 PM	TES
PCBs	Tetrachloro-m-xylene	**100**			MLDR110415003	4/15/2011 12:03:00 PM	TES
PCBs	Tetrachloro-m-xylene %R	**105**			MLDR110415003	4/15/2011 12:03:00 PM	TES

MLDE110414002Bin01 **Collection Date** 04/14/2011 **Sampled By:** TES

Sample Description:

Batch Level QC Sample

Test:	Parameter	Result	Flag	RL	Test Batch Num	Analyzed Date/Time	Analyst
Method Blank-PCBs	Decachlorobiphenyl	**100**			MLDR110415003		TES
Method Blank-PCBs	Decachlorobiphenyl %R	**100**			MLDR110415003		TES
Method Blank-PCBs	PCB-1016	**0.0**	U	300.0	MLDR110415003		TES
Method Blank-PCBs	PCB-1232	**0.0**	U	300.0	MLDR110415003		TES
Method Blank-PCBs	PCB-1242	**0.0**	U	300.0	MLDR110415003		TES
Method Blank-PCBs	PCB-1248	**0.0**	U	300.0	MLDR110415003		TES
Method Blank-PCBs	PCB-1254	**0.0**	U	300.0	MLDR110415003		TES
Method Blank-PCBs	PCB-1260	**0.0**	U	300.0	MLDR110415003		TES
Method Blank-PCBs	Tetrachloro-m-xylene	**110**			MLDR110415003		TES
Method Blank-PCBs	Tetrachloro-m-xylene %R	**111**			MLDR110415003		TES

Approved: _____
Quality Control Officer

Site Name: 10 Mile Drain
TDF# 5-214-012
Date Issued: 04/16/11
Analysis: PCBs

Author: Thomas Sedlacek
Charge# 03037.3.14.02.03.B5BE.000.012
Report Title: StClair 1-6

NARRATIVE

Thirty-one (31) soil samples were submitted to FASP (Field Analytical Support Program) for PCB analysis. The samples were run without significant complications. The following twenty (20) samples are included in this narrative:

11CD02-01	11CD02-02	11CD02-03	11CD02-04
11CD02-05	11CD02-06	11CD02-07	11CD02-08
11CD02-09	11CD02-10	11CD02-11	11CD02-12
11CD02-13	11CD02-14	11CD02-15	11CD02-16
11CD02-17	11CD02-18	11CD02-19	11CD02-20

PCBs Analysis

Sample Collection and Analysis

The samples were collected on April 14, 2011 and were analyzed on April 15, 2011 within the required hold times for PCBs.

Initial and Continuing Calibration

The initial calibration for AR1248 was run on April 14, 2011 and all compounds met the calibration criteria of <30% RSD (relative standard deviation).

For continuing calibration run on April 15, 2011 the average response was within the QC limits of ± 35%.

Sample QC (Method Blanks, Matrix Spikes and Surrogates)

Method blank MLDE110415001Bln01 was found to be free of all target analytes at the stated detection limit.

All surrogate recoveries were within the acceptance limits of 50-150 %R for soils.

An experienced analyst reviewed the chromatograms to ensure that no pattern matches for any of the standard Aroclors were present

Flag	Description
J	The reported value is considered estimated due to Quality Control Issues
U	The compound is non-detect at the reported value

Reviewed By: _____ Date: 4/16/11

EPA Region 5 Mobile Lab

10 Mile Drain Site

St Clair Shores, MI

Report Number: MLSG110415-001
Samples Received: 04/15/2011

11ML0208 **Collection Date** 04/14/2011 **Sampled By:**

Sample Description: **TMD-SO 017/0-1**

This sample was run as a solid as is reported in ug/Kg units on as as received basis.

Test:	Parameter	Result	Flag	RL	Test Batch Num	Analyzed Date/Time	Analyst
PCBs	Decachlorobiphenyl	100			MLDR110416001	4/16/2011 8:58:00 AM	TES
PCBs	Decachlorobiphenyl %R	99.7			MLDR110416001	4/16/2011 8:58:00 AM	TES
PCBs	PCB-1016	0.0	U	330.0	MLDR110416001	4/16/2011 8:58:00 AM	TES
PCBs	PCB-1232	0.0	U	330.0	MLDR110416001	4/16/2011 8:58:00 AM	TES
PCBs	PCB-1242	0.0	U	330.0	MLDR110416001	4/16/2011 8:58:00 AM	TES
PCBs	PCB-1248	1100		330.0	MLDR110416001	4/16/2011 8:58:00 AM	TES
PCBs	PCB-1254	0.0	U	330.0	MLDR110416001	4/16/2011 8:58:00 AM	TES
PCBs	PCB-1260	0.0	U	330.0	MLDR110416001	4/16/2011 8:58:00 AM	TES
PCBs	Tetrachloro-m-xylene	110			MLDR110416001	4/16/2011 8:58:00 AM	TES
PCBs	Tetrachloro-m-xylene %R	115			MLDR110416001	4/16/2011 8:58:00 AM	TES

11ML0209 **Collection Date** 04/14/2011 **Sampled By:**

Sample Description: **TMD-SO 017/2-3**

This sample was run as a solid as is reported in ug/Kg units on as as received basis.

Test:	Parameter	Result	Flag	RL	Test Batch Num	Analyzed Date/Time	Analyst
PCBs	Decachlorobiphenyl	110			MLDR110416001	4/16/2011 8:58:00 AM	TES
PCBs	Decachlorobiphenyl %R	105			MLDR110416001	4/16/2011 8:58:00 AM	TES
PCBs	PCB-1016	0.0	U	210.0	MLDR110416001	4/16/2011 8:58:00 AM	TES
PCBs	PCB-1232	0.0	U	210.0	MLDR110416001	4/16/2011 8:58:00 AM	TES
PCBs	PCB-1242	0.0	U	210.0	MLDR110416001	4/16/2011 8:58:00 AM	TES
PCBs	PCB-1248	1800		210.0	MLDR110416001	4/16/2011 8:58:00 AM	TES
PCBs	PCB-1254	0.0	U	210.0	MLDR110416001	4/16/2011 8:58:00 AM	TES
PCBs	PCB-1260	0.0	U	210.0	MLDR110416001	4/16/2011 8:58:00 AM	TES
PCBs	Tetrachloro-m-xylene	110			MLDR110416001	4/16/2011 8:58:00 AM	TES
PCBs	Tetrachloro-m-xylene %R	113			MLDR110416001	4/16/2011 8:58:00 AM	TES

11ML0210 **Collection Date** 04/14/2011 **Sampled By:**

Sample Description: **TMD-SO 017/6-7**

This sample was run as a solid as is reported in ug/Kg units on as as received basis.

Test:	Parameter	Result	Flag	RL	Test Batch Num	Analyzed Date/Time	Analyst
PCBs	Decachlorobiphenyl	99			MLDR110416001	4/16/2011 8:58:00 AM	TES
PCBs	Decachlorobiphenyl %R	99.3			MLDR110416001	4/16/2011 8:58:00 AM	TES
PCBs	PCB-1016	0.0	U	260.0	MLDR110416001	4/16/2011 8:58:00 AM	TES
PCBs	PCB-1232	0.0	U	260.0	MLDR110416001	4/16/2011 8:58:00 AM	TES
PCBs	PCB-1242	0.0	U	260.0	MLDR110416001	4/16/2011 8:58:00 AM	TES
PCBs	PCB-1248	0.0	U	260.0	MLDR110416001	4/16/2011 8:58:00 AM	TES
PCBs	PCB-1254	0.0	U	260.0	MLDR110416001	4/16/2011 8:58:00 AM	TES
PCBs	PCB-1260	0.0	U	260.0	MLDR110416001	4/16/2011 8:58:00 AM	TES
PCBs	Tetrachloro-m-xylene	110			MLDR110416001	4/16/2011 8:58:00 AM	TES
PCBs	Tetrachloro-m-xylene %R	111			MLDR110416001	4/16/2011 8:58:00 AM	TES

11ML0211 Collection Date 04/14/2011 Sampled By:

Sample Description: **TMD-SO 017/10-11**

This sample was run as a solid as is reported in ug/Kg units on as as received basis.

Test:	Parameter	Result	Flag	RL	Test Batch Num	Analyzed Date/Time	Analyst
PCBs	Decachlorobiphenyl	97			MLDR110416001	4/16/2011 8:58:00 AM	TES
PCBs	Decachlorobiphenyl %R	97.3			MLDR110416001	4/16/2011 8:58:00 AM	TES
PCBs	PCB-1016	0.0	U	210.0	MLDR110416001	4/16/2011 8:58:00 AM	TES
PCBs	PCB-1232	0.0	U	210.0	MLDR110416001	4/16/2011 8:58:00 AM	TES
PCBs	PCB-1242	0.0	U	210.0	MLDR110416001	4/16/2011 8:58:00 AM	TES
PCBs	PCB-1248	0.0	U	210.0	MLDR110416001	4/16/2011 8:58:00 AM	TES
PCBs	PCB-1254	0.0	U	210.0	MLDR110416001	4/16/2011 8:58:00 AM	TES
PCBs	PCB-1260	0.0	U	210.0	MLDR110416001	4/16/2011 8:58:00 AM	TES
PCBs	Tetrachloro-m-xylene	110			MLDR110416001	4/16/2011 8:58:00 AM	TES
PCBs	Tetrachloro-m-xylene %R	112			MLDR110416001	4/16/2011 8:58:00 AM	TES

11ML0212 Collection Date 04/14/2011 Sampled By:

Sample Description: **TMD-SO 017/10-11R**

This sample was run as a solid as is reported in ug/Kg units on as as received basis.

Test:	Parameter	Result	Flag	RL	Test Batch Num	Analyzed Date/Time	Analyst
PCBs	Decachlorobiphenyl	95			MLDR110416001	4/16/2011 8:58:00 AM	TES
PCBs	Decachlorobiphenyl %R	94.6			MLDR110416001	4/16/2011 8:58:00 AM	TES
PCBs	PCB-1016	0.0	U	290.0	MLDR110416001	4/16/2011 8:58:00 AM	TES
PCBs	PCB-1232	0.0	U	290.0	MLDR110416001	4/16/2011 8:58:00 AM	TES
PCBs	PCB-1242	0.0	U	290.0	MLDR110416001	4/16/2011 8:58:00 AM	TES
PCBs	PCB-1248	0.0	U	290.0	MLDR110416001	4/16/2011 8:58:00 AM	TES
PCBs	PCB-1254	0.0	U	290.0	MLDR110416001	4/16/2011 8:58:00 AM	TES
PCBs	PCB-1260	0.0	U	290.0	MLDR110416001	4/16/2011 8:58:00 AM	TES
PCBs	Tetrachloro-m-xylene	110			MLDR110416001	4/16/2011 8:58:00 AM	TES
PCBs	Tetrachloro-m-xylene %R	112			MLDR110416001	4/16/2011 8:58:00 AM	TES

11ML0213 Collection Date 04/14/2011 Sampled By:

Sample Description: **TMD-SO 017/12-13**

This sample was run as a solid as is reported in ug/Kg units on as as received basis.

Test:	Parameter	Result	Flag	RL	Test Batch Num	Analyzed Date/Time	Analyst
PCBs	Decachlorobiphenyl	99			MLDR110416001	4/16/2011 8:58:00 AM	TES
PCBs	Decachlorobiphenyl %R	98.8			MLDR110416001	4/16/2011 8:58:00 AM	TES
PCBs	PCB-1016	0.0	U	190.0	MLDR110416001	4/16/2011 8:58:00 AM	TES
PCBs	PCB-1232	0.0	U	190.0	MLDR110416001	4/16/2011 8:58:00 AM	TES
PCBs	PCB-1242	0.0	U	190.0	MLDR110416001	4/16/2011 8:58:00 AM	TES
PCBs	PCB-1248	0.0	U	190.0	MLDR110416001	4/16/2011 8:58:00 AM	TES
PCBs	PCB-1254	0.0	U	190.0	MLDR110416001	4/16/2011 8:58:00 AM	TES
PCBs	PCB-1260	0.0	U	190.0	MLDR110416001	4/16/2011 8:58:00 AM	TES
PCBs	Tetrachloro-m-xylene	110			MLDR110416001	4/16/2011 8:58:00 AM	TES
PCBs	Tetrachloro-m-xylene %R	112			MLDR110416001	4/16/2011 8:58:00 AM	TES

11ML0214 Collection Date 04/14/2011 Sampled By:

Sample Description: **TMD-SO 017/13-14**

This sample was run as a solid as is reported in ug/Kg units on as as received basis.

Test:	Parameter	Result	Flag	RL	Test Batch Num	Analyzed Date/Time	Analyst
PCBs	Decachlorobiphenyl	100			MLDR110416001	4/16/2011 8:58:00 AM	TES

11ML0214 Collection Date 04/14/2011 Sampled By:

Sample Description: **TMD-SO 017/13-14**

This sample was run as a solid as is reported in ug/Kg units on as as received basis.

Test:	Parameter	Result	Flag	RL	Test Batch Num	Analyzed Date/Time	Analyst
PCBs	Decachlorobiphenyl %R	102			MLDR110416001	4/16/2011 8:58:00 AM	TES
PCBs	PCB-1016	0.0	U	260.0	MLDR110416001	4/16/2011 8:58:00 AM	TES
PCBs	PCB-1232	0.0	U	260.0	MLDR110416001	4/16/2011 8:58:00 AM	TES
PCBs	PCB-1242	0.0	U	260.0	MLDR110416001	4/16/2011 8:58:00 AM	TES
PCBs	PCB-1248	0.0	U	260.0	MLDR110416001	4/16/2011 8:58:00 AM	TES
PCBs	PCB-1254	0.0	U	260.0	MLDR110416001	4/16/2011 8:58:00 AM	TES
PCBs	PCB-1260	0.0	U	260.0	MLDR110416001	4/16/2011 8:58:00 AM	TES
PCBs	Tetrachloro-m-xylene	110			MLDR110416001	4/16/2011 8:58:00 AM	TES
PCBs	Tetrachloro-m-xylene %R	111			MLDR110416001	4/16/2011 8:58:00 AM	TES

11ML0215 Collection Date 04/14/2011 Sampled By:

Sample Description: **TMD-SO 018/0-1**

This sample was run as a solid as is reported in ug/Kg units on as as received basis.

Test:	Parameter	Result	Flag	RL	Test Batch Num	Analyzed Date/Time	Analyst
PCBs	Decachlorobiphenyl	100			MLDR110416001	4/16/2011 8:58:00 AM	TES
PCBs	Decachlorobiphenyl %R	99.5			MLDR110416001	4/16/2011 8:58:00 AM	TES
PCBs	PCB-1016	0.0	U	300.0	MLDR110416001	4/16/2011 8:58:00 AM	TES
PCBs	PCB-1232	0.0	U	300.0	MLDR110416001	4/16/2011 8:58:00 AM	TES
PCBs	PCB-1242	0.0	U	300.0	MLDR110416001	4/16/2011 8:58:00 AM	TES
PCBs	PCB-1248	0.0	U	300.0	MLDR110416001	4/16/2011 8:58:00 AM	TES
PCBs	PCB-1254	0.0	U	300.0	MLDR110416001	4/16/2011 8:58:00 AM	TES
PCBs	PCB-1260	0.0	U	300.0	MLDR110416001	4/16/2011 8:58:00 AM	TES
PCBs	Tetrachloro-m-xylene	110			MLDR110416001	4/16/2011 8:58:00 AM	TES
PCBs	Tetrachloro-m-xylene %R	112			MLDR110416001	4/16/2011 8:58:00 AM	TES

11ML0216 Collection Date 04/14/2011 Sampled By:

Sample Description: **TMD-SO 018/2-3**

This sample was run as a solid as is reported in ug/Kg units on as as received basis.

Test:	Parameter	Result	Flag	RL	Test Batch Num	Analyzed Date/Time	Analyst
PCBs	Decachlorobiphenyl	100			MLDR110416001	4/16/2011 8:58:00 AM	TES
PCBs	Decachlorobiphenyl %R	100			MLDR110416001	4/16/2011 8:58:00 AM	TES
PCBs	PCB-1016	0.0	U	230.0	MLDR110416001	4/16/2011 8:58:00 AM	TES
PCBs	PCB-1232	0.0	U	230.0	MLDR110416001	4/16/2011 8:58:00 AM	TES
PCBs	PCB-1242	0.0	U	230.0	MLDR110416001	4/16/2011 8:58:00 AM	TES
PCBs	PCB-1248	0.0	U	230.0	MLDR110416001	4/16/2011 8:58:00 AM	TES
PCBs	PCB-1254	0.0	U	230.0	MLDR110416001	4/16/2011 8:58:00 AM	TES
PCBs	PCB-1260	0.0	U	230.0	MLDR110416001	4/16/2011 8:58:00 AM	TES
PCBs	Tetrachloro-m-xylene	110			MLDR110416001	4/16/2011 8:58:00 AM	TES
PCBs	Tetrachloro-m-xylene %R	115			MLDR110416001	4/16/2011 8:58:00 AM	TES

11ML0217 Collection Date 04/14/2011 Sampled By:

Sample Description: **TMD-SO 018/6-7**

This sample was run as a solid as is reported in ug/Kg units on as as received basis.

Test:	Parameter	Result	Flag	RL	Test Batch Num	Analyzed Date/Time	Analyst
PCBs	Decachlorobiphenyl	100			MLDR110416001	4/16/2011 8:58:00 AM	TES
PCBs	Decachlorobiphenyl %R	103			MLDR110416001	4/16/2011 8:58:00 AM	TES

11ML0217 **Collection Date** 04/14/2011 **Sampled By:**

Sample Description: **TMD-SO 018/6-7**

This sample was run as a solid as is reported in ug/Kg units on as as received basis.

Test:	Parameter	Result	Flag	RL	Test Batch Num	Analyzed Date/Time	Analyst
PCBs	PCB-1016	0.0	U	240.0	MLDR110416001	4/16/2011 8:58:00 AM	TES
PCBs	PCB-1232	0.0	U	240.0	MLDR110416001	4/16/2011 8:58:00 AM	TES
PCBs	PCB-1242	0.0	U	240.0	MLDR110416001	4/16/2011 8:58:00 AM	TES
PCBs	PCB-1248	0.0	U	240.0	MLDR110416001	4/16/2011 8:58:00 AM	TES
PCBs	PCB-1254	0.0	U	240.0	MLDR110416001	4/16/2011 8:58:00 AM	TES
PCBs	PCB-1260	0.0	U	240.0	MLDR110416001	4/16/2011 8:58:00 AM	TES
PCBs	Tetrachloro-m-xylene	110			MLDR110416001	4/16/2011 8:58:00 AM	TES
PCBs	Tetrachloro-m-xylene %R	111			MLDR110416001	4/16/2011 8:58:00 AM	TES

11ML0218 **Collection Date** 04/14/2011 **Sampled By:**

Sample Description: **TMD-SO 018/10-11**

This sample was run as a solid as is reported in ug/Kg units on as as received basis.

Test:	Parameter	Result	Flag	RL	Test Batch Num	Analyzed Date/Time	Analyst
PCBs	Decachlorobiphenyl	100			MLDR110416001	4/16/2011 8:58:00 AM	TES
PCBs	Decachlorobiphenyl %R	102			MLDR110416001	4/16/2011 8:58:00 AM	TES
PCBs	PCB-1016	0.0	U	320.0	MLDR110416001	4/16/2011 8:58:00 AM	TES
PCBs	PCB-1232	0.0	U	320.0	MLDR110416001	4/16/2011 8:58:00 AM	TES
PCBs	PCB-1242	0.0	U	320.0	MLDR110416001	4/16/2011 8:58:00 AM	TES
PCBs	PCB-1248	0.0	U	320.0	MLDR110416001	4/16/2011 8:58:00 AM	TES
PCBs	PCB-1254	0.0	U	320.0	MLDR110416001	4/16/2011 8:58:00 AM	TES
PCBs	PCB-1260	0.0	U	320.0	MLDR110416001	4/16/2011 8:58:00 AM	TES
PCBs	Tetrachloro-m-xylene	120			MLDR110416001	4/16/2011 8:58:00 AM	TES
PCBs	Tetrachloro-m-xylene %R	118			MLDR110416001	4/16/2011 8:58:00 AM	TES

11ML0219 **Collection Date** 04/14/2011 **Sampled By:**

Sample Description: **TMD-SO 018/11-12**

This sample was run as a solid as is reported in ug/Kg units on as as received basis.

Test:	Parameter	Result	Flag	RL	Test Batch Num	Analyzed Date/Time	Analyst
PCBs	Decachlorobiphenyl	99			MLDR110416001	4/16/2011 8:58:00 AM	TES
PCBs	Decachlorobiphenyl %R	99.3			MLDR110416001	4/16/2011 8:58:00 AM	TES
PCBs	PCB-1016	0.0	U	270.0	MLDR110416001	4/16/2011 8:58:00 AM	TES
PCBs	PCB-1232	0.0	U	270.0	MLDR110416001	4/16/2011 8:58:00 AM	TES
PCBs	PCB-1242	0.0	U	270.0	MLDR110416001	4/16/2011 8:58:00 AM	TES
PCBs	PCB-1248	370		270.0	MLDR110416001	4/16/2011 8:58:00 AM	TES
PCBs	PCB-1254	0.0	U	270.0	MLDR110416001	4/16/2011 8:58:00 AM	TES
PCBs	PCB-1260	0.0	U	270.0	MLDR110416001	4/16/2011 8:58:00 AM	TES
PCBs	Tetrachloro-m-xylene	110			MLDR110416001	4/16/2011 8:58:00 AM	TES
PCBs	Tetrachloro-m-xylene %R	113			MLDR110416001	4/16/2011 8:58:00 AM	TES

11ML0220 **Collection Date** 04/14/2011 **Sampled By:**

Sample Description: **TMD-SO 018/12-13**

This sample was run as a solid as is reported in ug/Kg units on as as received basis.

Test:	Parameter	Result	Flag	RL	Test Batch Num	Analyzed Date/Time	Analyst
PCBs	Decachlorobiphenyl	94			MLDR110416001	4/16/2011 8:58:00 AM	TES
PCBs	Decachlorobiphenyl %R	93.7			MLDR110416001	4/16/2011 8:58:00 AM	TES
PCBs	PCB-1016	0.0	U	240.0	MLDR110416001	4/16/2011 8:58:00 AM	TES

11ML0220 Collection Date 04/14/2011 Sampled By:

Sample Description: **TMD-SO 018/12-13**

This sample was run as a solid as is reported in ug/Kg units on as as received basis.

Test:	Parameter	Result	Flag	RL	Test Batch Num	Analyzed Date/Time	Analyst
PCBs	PCB-1232	0.0	U	240.0	MLDR110416001	4/16/2011 8:58:00 AM	TES
PCBs	PCB-1242	0.0	U	240.0	MLDR110416001	4/16/2011 8:58:00 AM	TES
PCBs	PCB-1248	0.0	U	240.0	MLDR110416001	4/16/2011 8:58:00 AM	TES
PCBs	PCB-1254	0.0	U	240.0	MLDR110416001	4/16/2011 8:58:00 AM	TES
PCBs	PCB-1260	0.0	U	240.0	MLDR110416001	4/16/2011 8:58:00 AM	TES
PCBs	Tetrachloro-m-xylene	110			MLDR110416001	4/16/2011 8:58:00 AM	TES
PCBs	Tetrachloro-m-xylene %R	112			MLDR110416001	4/16/2011 8:58:00 AM	TES

11ML0221 Collection Date 04/15/2011 Sampled By:

Sample Description: **TMD-SO 019/0-1**

This sample was run as a solid as is reported in ug/Kg units on as as received basis.

Test:	Parameter	Result	Flag	RL	Test Batch Num	Analyzed Date/Time	Analyst
PCBs	Decachlorobiphenyl	97			MLDR110416001	4/16/2011 8:58:00 AM	TES
PCBs	Decachlorobiphenyl %R	97.4			MLDR110416001	4/16/2011 8:58:00 AM	TES
PCBs	PCB-1016	0.0	U	260.0	MLDR110416001	4/16/2011 8:58:00 AM	TES
PCBs	PCB-1232	0.0	U	260.0	MLDR110416001	4/16/2011 8:58:00 AM	TES
PCBs	PCB-1242	0.0	U	260.0	MLDR110416001	4/16/2011 8:58:00 AM	TES
PCBs	PCB-1248	930		260.0	MLDR110416001	4/16/2011 8:58:00 AM	TES
PCBs	PCB-1254	0.0	U	260.0	MLDR110416001	4/16/2011 8:58:00 AM	TES
PCBs	PCB-1260	0.0	U	260.0	MLDR110416001	4/16/2011 8:58:00 AM	TES
PCBs	Tetrachloro-m-xylene	110			MLDR110416001	4/16/2011 8:58:00 AM	TES
PCBs	Tetrachloro-m-xylene %R	109			MLDR110416001	4/16/2011 8:58:00 AM	TES

11ML0222 Collection Date 04/15/2011 Sampled By:

Sample Description: **TMD-SO 019/02-3**

This sample was run as a solid as is reported in ug/Kg units on as as received basis.

Test:	Parameter	Result	Flag	RL	Test Batch Num	Analyzed Date/Time	Analyst
PCBs	Decachlorobiphenyl	100			MLDR110416001	4/16/2011 8:58:00 AM	TES
PCBs	Decachlorobiphenyl %R	99.5			MLDR110416001	4/16/2011 8:58:00 AM	TES
PCBs	PCB-1016	0.0	U	280.0	MLDR110416001	4/16/2011 8:58:00 AM	TES
PCBs	PCB-1232	0.0	U	280.0	MLDR110416001	4/16/2011 8:58:00 AM	TES
PCBs	PCB-1242	0.0	U	280.0	MLDR110416001	4/16/2011 8:58:00 AM	TES
PCBs	PCB-1248	3000		280.0	MLDR110416001	4/16/2011 8:58:00 AM	TES
PCBs	PCB-1254	0.0	U	280.0	MLDR110416001	4/16/2011 8:58:00 AM	TES
PCBs	PCB-1260	0.0	U	280.0	MLDR110416001	4/16/2011 8:58:00 AM	TES
PCBs	Tetrachloro-m-xylene	110			MLDR110416001	4/16/2011 8:58:00 AM	TES
PCBs	Tetrachloro-m-xylene %R	111			MLDR110416001	4/16/2011 8:58:00 AM	TES

11ML0223 Collection Date 04/15/2011 Sampled By:

Sample Description: **TMD-SO 019/5-6**

This sample was run as a solid as is reported in ug/Kg units on as as received basis.

Test:	Parameter	Result	Flag	RL	Test Batch Num	Analyzed Date/Time	Analyst
PCBs	Decachlorobiphenyl	98			MLDR110416001	4/16/2011 8:58:00 AM	TES
PCBs	Decachlorobiphenyl %R	98.0			MLDR110416001	4/16/2011 8:58:00 AM	TES
PCBs	PCB-1016	0.0	U	280.0	MLDR110416001	4/16/2011 8:58:00 AM	TES
PCBs	PCB-1232	0.0	U	280.0	MLDR110416001	4/16/2011 8:58:00 AM	TES

11ML0223 **Collection Date** 04/15/2011 **Sampled By:**

Sample Description: **TMD-SO 019/5-6**

This sample was run as a solid as is reported in ug/Kg units on as as received basis.

Test:	Parameter	Result	Flag	RL	Test Batch Num	Analyzed Date/Time	Analyst
PCBs	PCB-1242	0.0	U	280.0	MLDR110416001	4/16/2011 8:58:00 AM	TES
PCBs	PCB-1248	280		280.0	MLDR110416001	4/16/2011 8:58:00 AM	TES
PCBs	PCB-1254	0.0	U	280.0	MLDR110416001	4/16/2011 8:58:00 AM	TES
PCBs	PCB-1260	0.0	U	280.0	MLDR110416001	4/16/2011 8:58:00 AM	TES
PCBs	Tetrachloro-m-xylene	110			MLDR110416001	4/16/2011 8:58:00 AM	TES
PCBs	Tetrachloro-m-xylene %R	109			MLDR110416001	4/16/2011 8:58:00 AM	TES

11ML0224 **Collection Date** 04/15/2011 **Sampled By:**

Sample Description: **TMD-SO 019/7-8**

This sample was run as a solid as is reported in ug/Kg units on as as received basis.

Test:	Parameter	Result	Flag	RL	Test Batch Num	Analyzed Date/Time	Analyst
PCBs	Decachlorobiphenyl	99			MLDR110416001	4/16/2011 8:58:00 AM	TES
PCBs	Decachlorobiphenyl %R	99.0			MLDR110416001	4/16/2011 8:58:00 AM	TES
PCBs	PCB-1016	0.0	U	320.0	MLDR110416001	4/16/2011 8:58:00 AM	TES
PCBs	PCB-1232	0.0	U	320.0	MLDR110416001	4/16/2011 8:58:00 AM	TES
PCBs	PCB-1242	0.0	U	320.0	MLDR110416001	4/16/2011 8:58:00 AM	TES
PCBs	PCB-1248	1100		320.0	MLDR110416001	4/16/2011 8:58:00 AM	TES
PCBs	PCB-1254	0.0	U	320.0	MLDR110416001	4/16/2011 8:58:00 AM	TES
PCBs	PCB-1260	0.0	U	320.0	MLDR110416001	4/16/2011 8:58:00 AM	TES
PCBs	Tetrachloro-m-xylene	110			MLDR110416001	4/16/2011 8:58:00 AM	TES
PCBs	Tetrachloro-m-xylene %R	111			MLDR110416001	4/16/2011 8:58:00 AM	TES

11ML0225 **Collection Date** 04/15/2011 **Sampled By:**

Sample Description: **TMD-SO 019/10-11**

This sample was run as a solid as is reported in ug/Kg units on as as received basis.

Test:	Parameter	Result	Flag	RL	Test Batch Num	Analyzed Date/Time	Analyst
PCBs	Decachlorobiphenyl	100			MLDR110416001	4/16/2011 8:58:00 AM	TES
PCBs	Decachlorobiphenyl %R	100			MLDR110416001	4/16/2011 8:58:00 AM	TES
PCBs	PCB-1016	0.0	U	300.0	MLDR110416001	4/16/2011 8:58:00 AM	TES
PCBs	PCB-1232	0.0	U	300.0	MLDR110416001	4/16/2011 8:58:00 AM	TES
PCBs	PCB-1242	0.0	U	300.0	MLDR110416001	4/16/2011 8:58:00 AM	TES
PCBs	PCB-1248	1900		300.0	MLDR110416001	4/16/2011 8:58:00 AM	TES
PCBs	PCB-1254	0.0	U	300.0	MLDR110416001	4/16/2011 8:58:00 AM	TES
PCBs	PCB-1260	0.0	U	300.0	MLDR110416001	4/16/2011 8:58:00 AM	TES
PCBs	Tetrachloro-m-xylene	110			MLDR110416001	4/16/2011 8:58:00 AM	TES
PCBs	Tetrachloro-m-xylene %R	114			MLDR110416001	4/16/2011 8:58:00 AM	TES

11ML0226 **Collection Date** 04/15/2011 **Sampled By:**

Sample Description: **TMD-SO 019/12-13**

This sample was run as a solid as is reported in ug/Kg units on as as received basis.

Test:	Parameter	Result	Flag	RL	Test Batch Num	Analyzed Date/Time	Analyst
PCBs	Decachlorobiphenyl	97			MLDR110416001	4/16/2011 8:58:00 AM	TES
PCBs	Decachlorobiphenyl %R	97.3			MLDR110416001	4/16/2011 8:58:00 AM	TES
PCBs	PCB-1016	0.0	U	210.0	MLDR110416001	4/16/2011 8:58:00 AM	TES
PCBs	PCB-1232	0.0	U	210.0	MLDR110416001	4/16/2011 8:58:00 AM	TES
PCBs	PCB-1242	0.0	U	210.0	MLDR110416001	4/16/2011 8:58:00 AM	TES

11ML0226 **Collection Date** 04/15/2011 **Sampled By:**

Sample Description: **TMD-SO 019/12-13**

This sample was run as a solid as is reported in ug/Kg units on as as received basis.

Test:	Parameter	Result	Flag	RL	Test Batch Num	Analyzed Date/Time	Analyst
PCBs	PCB-1248	780		210.0	MLDR110416001	4/16/2011 8:58:00 AM	TES
PCBs	PCB-1254	0.0	U	210.0	MLDR110416001	4/16/2011 8:58:00 AM	TES
PCBs	PCB-1260	0.0	U	210.0	MLDR110416001	4/16/2011 8:58:00 AM	TES
PCBs	Tetrachloro-m-xylene	110			MLDR110416001	4/16/2011 8:58:00 AM	TES
PCBs	Tetrachloro-m-xylene %R	113			MLDR110416001	4/16/2011 8:58:00 AM	TES

11ML0227 **Collection Date** 04/15/2011 **Sampled By:**

Sample Description: **TMD-SO 019/15-16**

This sample was run as a solid as is reported in ug/Kg units on as as received basis.

Test:	Parameter	Result	Flag	RL	Test Batch Num	Analyzed Date/Time	Analyst
PCBs	Decachlorobiphenyl	97			MLDR110416001	4/16/2011 8:58:00 AM	TES
PCBs	Decachlorobiphenyl %R	97.4			MLDR110416001	4/16/2011 8:58:00 AM	TES
PCBs	PCB-1016	0.0	U	240.0	MLDR110416001	4/16/2011 8:58:00 AM	TES
PCBs	PCB-1232	0.0	U	240.0	MLDR110416001	4/16/2011 8:58:00 AM	TES
PCBs	PCB-1242	0.0	U	240.0	MLDR110416001	4/16/2011 8:58:00 AM	TES
PCBs	PCB-1248	0.0	U	240.0	MLDR110416001	4/16/2011 8:58:00 AM	TES
PCBs	PCB-1254	0.0	U	240.0	MLDR110416001	4/16/2011 8:58:00 AM	TES
PCBs	PCB-1260	0.0	U	240.0	MLDR110416001	4/16/2011 8:58:00 AM	TES
PCBs	Tetrachloro-m-xylene	110			MLDR110416001	4/16/2011 8:58:00 AM	TES
PCBs	Tetrachloro-m-xylene %R	113			MLDR110416001	4/16/2011 8:58:00 AM	TES

MLDE110415001B In01 **Collection Date** 04/15/2011 **Sampled By:** TES

Sample Description:

Batch Level QC Sample

Test:	Parameter	Result	Flag	RL	Test Batch Num	Analyzed Date/Time	Analyst
Method Blank-PCBs	Decachlorobiphenyl	96			MLDR110416001		TES
Method Blank-PCBs	Decachlorobiphenyl %R	96			MLDR110416001		TES
Method Blank-PCBs	PCB-1016	0.0	U	260.0	MLDR110416001		TES
Method Blank-PCBs	PCB-1232	0.0	U	260.0	MLDR110416001		TES
Method Blank-PCBs	PCB-1242	0.0	U	260.0	MLDR110416001		TES
Method Blank-PCBs	PCB-1248	0.0	U	260.0	MLDR110416001		TES
Method Blank-PCBs	PCB-1254	0.0	U	260.0	MLDR110416001		TES
Method Blank-PCBs	PCB-1260	0.0	U	260.0	MLDR110416001		TES
Method Blank-PCBs	Tetrachloro-m-xylene	110			MLDR110416001		TES
Method Blank-PCBs	Tetrachloro-m-xylene %R	106			MLDR110416001		TES

Approved: _____
Quality Control Officer

Site Name: 10 Mile Drain
TDF# 5-214-012
Date Issued: 04/16/11
Analysis: PCBs

Author: Thomas Sedlacek
Charge# 03037.3.14.02.03.B5BE.000.012
Report Title: StClair 1-7

NARRATIVE

Thirty-one (31) soil samples were submitted to FASP (Field Analytical Support Program) for PCB analysis. The samples were run without significant complications. The following eleven (11) samples are included in this narrative:

11CD02-21	11CD02-22	11CD02-23	11CD02-24
11CD02-25	11CD02-26	11CD02-27	11CD02-28
11CD02-29	11CD02-30	11CD02-31	

PCBs Analysis

Sample Collection and Analysis

The samples were collected on April 15, 2011 and were analyzed on April 15, 2011 within the required hold times for PCBs.

Initial and Continuing Calibration

The initial calibration for AR1248 was run on April 14, 2011 and all compounds met the calibration criteria of <30% RSD (relative standard deviation).

For continuing calibration run on April 15, 2011 the average response was within the QC limits of ± 35%.

Sample QC (Method Blanks, Matrix Spikes and Surrogates)

Method blank MLDE110415002Bln01 was found to be free of all target analytes at the stated detection limit.

All surrogate recoveries were within the acceptance limits of 50-150 %R for soils.

Sample TMD-SO 020/2-3 was utilized as the matrix spike in this sample delivery group. The percent recoveries of all spiked compounds were within acceptance criteria of 50-150 %R (percent recovery).

An experienced analyst reviewed the chromatograms to ensure that no pattern matches for any of the standard Aroclors were present

Reviewed By: _____ Date: 4/16/11

Site Name: 10 Mile Drain
TDF# 5-214-012
Date Issued: 04/16/11
Analysis: PCBs

Author: Thomas Sedlacek
Charge# 03037.3.14.02.03.B5BE.000.012
Report Title: StClair 1-7

Flag	Description
J	The reported value is considered estimated due to Quality Control Issues
U	The compound is non-detect at the reported value

Reviewed By: _____ Date: 4/16/11

EPA Region 5 Mobile Lab

10 Mile Drain Site

St Clair Shores, MI

Report Number: MLSG110415-001
Samples Received: 04/15/2011

11ML0228 **Collection Date** 04/15/2011 **Sampled By:**

Sample Description: **TMD-SO 020/1-2**

This sample was run as a solid as is reported in ug/Kg units on as as received basis.

Test:	Parameter	Result	Flag	RL	Test Batch Num	Analyzed Date/Time	Analyst
PCBs	Decachlorobiphenyl	100			MLDR110416002	4/16/2011 9:05:00 AM	TES
PCBs	Decachlorobiphenyl %R	101			MLDR110416002	4/16/2011 9:05:00 AM	TES
PCBs	PCB-1016	0.0	U	260.0	MLDR110416002	4/16/2011 9:05:00 AM	TES
PCBs	PCB-1232	0.0	U	260.0	MLDR110416002	4/16/2011 9:05:00 AM	TES
PCBs	PCB-1242	0.0	U	260.0	MLDR110416002	4/16/2011 9:05:00 AM	TES
PCBs	PCB-1248	160	J	260.0	MLDR110416002	4/16/2011 9:05:00 AM	TES
PCBs	PCB-1254	0.0	U	260.0	MLDR110416002	4/16/2011 9:05:00 AM	TES
PCBs	PCB-1260	0.0	U	260.0	MLDR110416002	4/16/2011 9:05:00 AM	TES
PCBs	Tetrachloro-m-xylene	110			MLDR110416002	4/16/2011 9:05:00 AM	TES
PCBs	Tetrachloro-m-xylene %R	113			MLDR110416002	4/16/2011 9:05:00 AM	TES

11ML0229 **Collection Date** 04/15/2011 **Sampled By:**

Sample Description: **TMD-SO 020/2-3**

This sample was run as a solid as is reported in ug/Kg units on as as received basis.

Test:	Parameter	Result	Flag	RL	Test Batch Num	Analyzed Date/Time	Analyst
PCBs	Decachlorobiphenyl	100			MLDR110416002	4/16/2011 9:05:00 AM	TES
PCBs	Decachlorobiphenyl %R	100			MLDR110416002	4/16/2011 9:05:00 AM	TES
PCBs	PCB-1016	0.0	U	250.0	MLDR110416002	4/16/2011 9:05:00 AM	TES
PCBs	PCB-1232	0.0	U	250.0	MLDR110416002	4/16/2011 9:05:00 AM	TES
PCBs	PCB-1242	0.0	U	250.0	MLDR110416002	4/16/2011 9:05:00 AM	TES
PCBs	PCB-1248	230	J	250.0	MLDR110416002	4/16/2011 9:05:00 AM	TES
PCBs	PCB-1254	0.0	U	250.0	MLDR110416002	4/16/2011 9:05:00 AM	TES
PCBs	PCB-1260	0.0	U	250.0	MLDR110416002	4/16/2011 9:05:00 AM	TES
PCBs	Tetrachloro-m-xylene	110			MLDR110416002	4/16/2011 9:05:00 AM	TES
PCBs	Tetrachloro-m-xylene %R	115			MLDR110416002	4/16/2011 9:05:00 AM	TES

Test:	Parameter	Result	Flag	RL	Test Batch Num	Analyzed Date/Time	Analyst
Matrix Spike-PCBs	Decachlorobiphenyl	100			MLDR110416002	4/16/2011 9:03:00 AM	TES
Matrix Spike-PCBs	Decachlorobiphenyl - % Recovery	105			MLDR110416002	4/16/2011 9:03:00 AM	TES
Matrix Spike-PCBs	PCB-1016	0.0	U	320.0	MLDR110416002	4/16/2011 9:03:00 AM	TES
Matrix Spike-PCBs	PCB-1232	0.0	U	320.0	MLDR110416002	4/16/2011 9:03:00 AM	TES
Matrix Spike-PCBs	PCB-1242	0.0	U	320.0	MLDR110416002	4/16/2011 9:03:00 AM	TES
Matrix Spike-PCBs	PCB-1248	3800		320.0	MLDR110416002	4/16/2011 9:03:00 AM	TES
Matrix Spike-PCBs	PCB-1248 - % Recovery	112			MLDR110416002	4/16/2011 9:03:00 AM	TES
Matrix Spike-PCBs	PCB-1254	0.0	U	320.0	MLDR110416002	4/16/2011 9:03:00 AM	TES
Matrix Spike-PCBs	PCB-1260	0.0	U	320.0	MLDR110416002	4/16/2011 9:03:00 AM	TES
Matrix Spike-PCBs	Tetrachloro-m-xylene	120			MLDR110416002	4/16/2011 9:03:00 AM	TES
Matrix Spike-PCBs	Tetrachloro-m-xylene - % Recovery	119			MLDR110416002	4/16/2011 9:03:00 AM	TES

11ML0230 Collection Date 04/15/2011 Sampled By:

Sample Description: TMD-SO 020/6-7

This sample was run as a solid as is reported in ug/Kg units on as as received basis.

Test:	Parameter	Result	Flag	RL	Test Batch Num	Analyzed Date/Time	Analyst
PCBs	Decachlorobiphenyl	100			MLDR110416002	4/16/2011 9:05:00 AM	TES
PCBs	Decachlorobiphenyl %R	105			MLDR110416002	4/16/2011 9:05:00 AM	TES
PCBs	PCB-1016	0.0	U	320.0	MLDR110416002	4/16/2011 9:05:00 AM	TES
PCBs	PCB-1232	0.0	U	320.0	MLDR110416002	4/16/2011 9:05:00 AM	TES
PCBs	PCB-1242	0.0	U	320.0	MLDR110416002	4/16/2011 9:05:00 AM	TES
PCBs	PCB-1248	2500		320.0	MLDR110416002	4/16/2011 9:05:00 AM	TES
PCBs	PCB-1254	0.0	U	320.0	MLDR110416002	4/16/2011 9:05:00 AM	TES
PCBs	PCB-1260	0.0	U	320.0	MLDR110416002	4/16/2011 9:05:00 AM	TES
PCBs	Tetrachloro-m-xylene	110			MLDR110416002	4/16/2011 9:05:00 AM	TES
PCBs	Tetrachloro-m-xylene %R	111			MLDR110416002	4/16/2011 9:05:00 AM	TES

11ML0231 Collection Date 04/15/2011 Sampled By:

Sample Description: TMD-SO 020-6-7R

This sample was run as a solid as is reported in ug/Kg units on as as received basis.

Test:	Parameter	Result	Flag	RL	Test Batch Num	Analyzed Date/Time	Analyst
PCBs	Decachlorobiphenyl	50			MLDR110416002	4/16/2011 9:05:00 AM	TES
PCBs	Decachlorobiphenyl %R	50.3			MLDR110416002	4/16/2011 9:05:00 AM	TES
PCBs	PCB-1016	0.0	U	310.0	MLDR110416002	4/16/2011 9:05:00 AM	TES
PCBs	PCB-1232	0.0	U	310.0	MLDR110416002	4/16/2011 9:05:00 AM	TES
PCBs	PCB-1242	0.0	U	310.0	MLDR110416002	4/16/2011 9:05:00 AM	TES
PCBs	PCB-1248	1500		310.0	MLDR110416002	4/16/2011 9:05:00 AM	TES
PCBs	PCB-1254	0.0	U	310.0	MLDR110416002	4/16/2011 9:05:00 AM	TES
PCBs	PCB-1260	0.0	U	310.0	MLDR110416002	4/16/2011 9:05:00 AM	TES
PCBs	Tetrachloro-m-xylene	95			MLDR110416002	4/16/2011 9:05:00 AM	TES
PCBs	Tetrachloro-m-xylene %R	94.7			MLDR110416002	4/16/2011 9:05:00 AM	TES

11ML0232 Collection Date 04/15/2011 Sampled By:

Sample Description: TMD-SO 020/10-11

This sample was run as a solid as is reported in ug/Kg units on as as received basis.

Test:	Parameter	Result	Flag	RL	Test Batch Num	Analyzed Date/Time	Analyst
PCBs	Decachlorobiphenyl	110			MLDR110416002	4/16/2011 9:05:00 AM	TES
PCBs	Decachlorobiphenyl %R	107			MLDR110416002	4/16/2011 9:05:00 AM	TES
PCBs	PCB-1016	0.0	U	30.0	MLDR110416002	4/16/2011 9:05:00 AM	TES
PCBs	PCB-1232	0.0	U	30.0	MLDR110416002	4/16/2011 9:05:00 AM	TES
PCBs	PCB-1242	0.0	U	30.0	MLDR110416002	4/16/2011 9:05:00 AM	TES
PCBs	PCB-1248	57		30.0	MLDR110416002	4/16/2011 9:05:00 AM	TES
PCBs	PCB-1254	0.0	U	30.0	MLDR110416002	4/16/2011 9:05:00 AM	TES
PCBs	PCB-1260	0.0	U	30.0	MLDR110416002	4/16/2011 9:05:00 AM	TES
PCBs	Tetrachloro-m-xylene	110			MLDR110416002	4/16/2011 9:05:00 AM	TES
PCBs	Tetrachloro-m-xylene %R	113			MLDR110416002	4/16/2011 9:05:00 AM	TES

11ML0233 Collection Date 04/15/2011 Sampled By:

Sample Description: TMD-SO 020/11.7-12.7

This sample was run as a solid as is reported in ug/Kg units on as as received basis.

Test:	Parameter	Result	Flag	RL	Test Batch Num	Analyzed Date/Time	Analyst
PCBs	Decachlorobiphenyl	100			MLDR110416002	4/16/2011 9:05:00 AM	TES

11ML0233 Collection Date 04/15/2011 Sampled By:

Sample Description: **TMD-SO 020/11.7-12.7**

This sample was run as a solid as is reported in ug/Kg units on as as received basis.

Test:	Parameter	Result	Flag	RL	Test Batch Num	Analyzed Date/Time	Analyst
PCBs	Decachlorobiphenyl %R	100			MLDR110416002	4/16/2011 9:05:00 AM	TES
PCBs	PCB-1016	0.0	U	270.0	MLDR110416002	4/16/2011 9:05:00 AM	TES
PCBs	PCB-1232	0.0	U	270.0	MLDR110416002	4/16/2011 9:05:00 AM	TES
PCBs	PCB-1242	0.0	U	270.0	MLDR110416002	4/16/2011 9:05:00 AM	TES
PCBs	PCB-1248	0.0	U	270.0	MLDR110416002	4/16/2011 9:05:00 AM	TES
PCBs	PCB-1254	0.0	U	270.0	MLDR110416002	4/16/2011 9:05:00 AM	TES
PCBs	PCB-1260	0.0	U	270.0	MLDR110416002	4/16/2011 9:05:00 AM	TES
PCBs	Tetrachloro-m-xylene	110			MLDR110416002	4/16/2011 9:05:00 AM	TES
PCBs	Tetrachloro-m-xylene %R	112			MLDR110416002	4/16/2011 9:05:00 AM	TES

11ML0234 Collection Date 04/15/2011 Sampled By:

Sample Description: **TMD-SO 021/0-1**

This sample was run as a solid as is reported in ug/Kg units on as as received basis.

Test:	Parameter	Result	Flag	RL	Test Batch Num	Analyzed Date/Time	Analyst
PCBs	Decachlorobiphenyl	100			MLDR110416002	4/16/2011 9:05:00 AM	TES
PCBs	Decachlorobiphenyl %R	99.9			MLDR110416002	4/16/2011 9:05:00 AM	TES
PCBs	PCB-1016	0.0	U	260.0	MLDR110416002	4/16/2011 9:05:00 AM	TES
PCBs	PCB-1232	0.0	U	260.0	MLDR110416002	4/16/2011 9:05:00 AM	TES
PCBs	PCB-1242	0.0	U	260.0	MLDR110416002	4/16/2011 9:05:00 AM	TES
PCBs	PCB-1248	1100		260.0	MLDR110416002	4/16/2011 9:05:00 AM	TES
PCBs	PCB-1254	0.0	U	260.0	MLDR110416002	4/16/2011 9:05:00 AM	TES
PCBs	PCB-1260	0.0	U	260.0	MLDR110416002	4/16/2011 9:05:00 AM	TES
PCBs	Tetrachloro-m-xylene	110			MLDR110416002	4/16/2011 9:05:00 AM	TES
PCBs	Tetrachloro-m-xylene %R	109			MLDR110416002	4/16/2011 9:05:00 AM	TES

11ML0235 Collection Date 04/15/2011 Sampled By:

Sample Description: **TMD-SO 021/2-3**

This sample was run as a solid as is reported in ug/Kg units on as as received basis.

Test:	Parameter	Result	Flag	RL	Test Batch Num	Analyzed Date/Time	Analyst
PCBs	Decachlorobiphenyl	99			MLDR110416002	4/16/2011 9:05:00 AM	TES
PCBs	Decachlorobiphenyl %R	98.6			MLDR110416002	4/16/2011 9:05:00 AM	TES
PCBs	PCB-1016	0.0	U	290.0	MLDR110416002	4/16/2011 9:05:00 AM	TES
PCBs	PCB-1232	0.0	U	290.0	MLDR110416002	4/16/2011 9:05:00 AM	TES
PCBs	PCB-1242	0.0	U	290.0	MLDR110416002	4/16/2011 9:05:00 AM	TES
PCBs	PCB-1248	0.0	U	290.0	MLDR110416002	4/16/2011 9:05:00 AM	TES
PCBs	PCB-1254	0.0	U	290.0	MLDR110416002	4/16/2011 9:05:00 AM	TES
PCBs	PCB-1260	0.0	U	290.0	MLDR110416002	4/16/2011 9:05:00 AM	TES
PCBs	Tetrachloro-m-xylene	110			MLDR110416002	4/16/2011 9:05:00 AM	TES
PCBs	Tetrachloro-m-xylene %R	115			MLDR110416002	4/16/2011 9:05:00 AM	TES

11ML0236 Collection Date 04/15/2011 Sampled By:

Sample Description: **TMD-SO 021/4-5**

This sample was run as a solid as is reported in ug/Kg units on as as received basis.

Test:	Parameter	Result	Flag	RL	Test Batch Num	Analyzed Date/Time	Analyst
PCBs	Decachlorobiphenyl	100			MLDR110416002	4/16/2011 9:05:00 AM	TES
PCBs	Decachlorobiphenyl %R	101			MLDR110416002	4/16/2011 9:05:00 AM	TES

11ML0236 **Collection Date** 04/15/2011 **Sampled By:**

Sample Description: **TMD-SO 021/4-5**

This sample was run as a solid as is reported in ug/Kg units on as as received basis.

Test:	Parameter	Result	Flag	RL	Test Batch Num	Analyzed Date/Time	Analyst
PCBs	PCB-1016	0.0	U	280.0	MLDR110416002	4/16/2011 9:05:00 AM	TES
PCBs	PCB-1232	0.0	U	280.0	MLDR110416002	4/16/2011 9:05:00 AM	TES
PCBs	PCB-1242	0.0	U	280.0	MLDR110416002	4/16/2011 9:05:00 AM	TES
PCBs	PCB-1248	0.0	U	280.0	MLDR110416002	4/16/2011 9:05:00 AM	TES
PCBs	PCB-1254	0.0	U	280.0	MLDR110416002	4/16/2011 9:05:00 AM	TES
PCBs	PCB-1260	0.0	U	280.0	MLDR110416002	4/16/2011 9:05:00 AM	TES
PCBs	Tetrachloro-m-xylene	110			MLDR110416002	4/16/2011 9:05:00 AM	TES
PCBs	Tetrachloro-m-xylene %R	113			MLDR110416002	4/16/2011 9:05:00 AM	TES

11ML0237 **Collection Date** 04/15/2011 **Sampled By:**

Sample Description: **TMD-SO 021/6-7**

This sample was run as a solid as is reported in ug/Kg units on as as received basis.

Test:	Parameter	Result	Flag	RL	Test Batch Num	Analyzed Date/Time	Analyst
PCBs	Decachlorobiphenyl	100			MLDR110416002	4/16/2011 9:05:00 AM	TES
PCBs	Decachlorobiphenyl %R	103			MLDR110416002	4/16/2011 9:05:00 AM	TES
PCBs	PCB-1016	0.0	U	250.0	MLDR110416002	4/16/2011 9:05:00 AM	TES
PCBs	PCB-1232	0.0	U	250.0	MLDR110416002	4/16/2011 9:05:00 AM	TES
PCBs	PCB-1242	0.0	U	250.0	MLDR110416002	4/16/2011 9:05:00 AM	TES
PCBs	PCB-1248	0.0	U	250.0	MLDR110416002	4/16/2011 9:05:00 AM	TES
PCBs	PCB-1254	0.0	U	250.0	MLDR110416002	4/16/2011 9:05:00 AM	TES
PCBs	PCB-1260	0.0	U	250.0	MLDR110416002	4/16/2011 9:05:00 AM	TES
PCBs	Tetrachloro-m-xylene	120			MLDR110416002	4/16/2011 9:05:00 AM	TES
PCBs	Tetrachloro-m-xylene %R	116			MLDR110416002	4/16/2011 9:05:00 AM	TES

11ML0238 **Collection Date** 04/15/2011 **Sampled By:**

Sample Description: **TMD-SO 021/7-8**

This sample was run as a solid as is reported in ug/Kg units on as as received basis.

Test:	Parameter	Result	Flag	RL	Test Batch Num	Analyzed Date/Time	Analyst
PCBs	Decachlorobiphenyl	98			MLDR110416002	4/16/2011 9:05:00 AM	TES
PCBs	Decachlorobiphenyl %R	98.3			MLDR110416002	4/16/2011 9:05:00 AM	TES
PCBs	PCB-1016	0.0	U	220.0	MLDR110416002	4/16/2011 9:05:00 AM	TES
PCBs	PCB-1232	0.0	U	220.0	MLDR110416002	4/16/2011 9:05:00 AM	TES
PCBs	PCB-1242	0.0	U	220.0	MLDR110416002	4/16/2011 9:05:00 AM	TES
PCBs	PCB-1248	0.0	U	220.0	MLDR110416002	4/16/2011 9:05:00 AM	TES
PCBs	PCB-1254	0.0	U	220.0	MLDR110416002	4/16/2011 9:05:00 AM	TES
PCBs	PCB-1260	0.0	U	220.0	MLDR110416002	4/16/2011 9:05:00 AM	TES
PCBs	Tetrachloro-m-xylene	120			MLDR110416002	4/16/2011 9:05:00 AM	TES
PCBs	Tetrachloro-m-xylene %R	116			MLDR110416002	4/16/2011 9:05:00 AM	TES

MLDE110415002Blnd01 **Collection Date** 04/15/2011 **Sampled By:** TES

Sample Description:

Batch Level QC Sample

Test:	Parameter	Result	Flag	RL	Test Batch Num	Analyzed Date/Time	Analyst
Method Blank-PCBs	Decachlorobiphenyl	96			MLDR110416002		TES

MLDE110415002BIn01 Collection Date 04/15/2011 Sampled By: TES

Sample Description:

Batch Level QC Sample

Test:	Parameter	Result	Flag	RL	Test Batch Num	Analyzed Date/Time	Analyst
Method Blank-PCBs	Decachlorobiphenyl %R	96			MLDR110416002		TES
Method Blank-PCBs	PCB-1016	0.0	U	250.0	MLDR110416002		TES
Method Blank-PCBs	PCB-1232	0.0	U	250.0	MLDR110416002		TES
Method Blank-PCBs	PCB-1242	0.0	U	250.0	MLDR110416002		TES
Method Blank-PCBs	PCB-1248	0.0	U	250.0	MLDR110416002		TES
Method Blank-PCBs	PCB-1254	0.0	U	250.0	MLDR110416002		TES
Method Blank-PCBs	PCB-1260	0.0	U	250.0	MLDR110416002		TES
Method Blank-PCBs	Tetrachloro-m-xylene	110			MLDR110416002		TES
Method Blank-PCBs	Tetrachloro-m-xylene %R	111			MLDR110416002		TES

Approved:

Quality Control Officer

Site Name: 10 Mile Drain
TDF# 5-314-001
Date Issued: 04/17/11
Analysis: PCBs

Author: Christina Rice
Charge# 03037.4.14.02.03.B5BE.000.001
Report Title: StClair 1-8

NARRATIVE

Fifteen (15) soil samples were submitted to FASP (Field Analytical Support Program) for PCB analysis. The samples were run without significant complications. The following fifteen (15) samples are included in this narrative:

11CT02-01	11CT02-02	11CT02-03	11CT02-04
11CT02-05	11CT02-06	11CT02-07	11CT02-08
11CT02-09	11CT02-10	11CT02-11	11CT02-12
11CT02-13	11CT02-14	11CT02-15	

PCBs Analysis

Sample Collection and Analysis

The samples were collected on April 15, 2011 and were analyzed on April 16, 2011 within the required hold times for PCBs.

Initial and Continuing Calibration

The initial calibration for AR1248 was run on April 14, 2011 and all compounds met the calibration criteria of <30% RSD (relative standard deviation).

For continuing calibration run on April 16, 2011 the average response was within the QC limits of ± 35%.

Sample QC (Method Blanks, Matrix Spikes and Surrogates)

Method blank MLDE110416002Bln01 was found to be free of all target analytes at the stated detection limit.

All surrogate recoveries were within the acceptance limits of 50-150 %R for soils.

Sample TMD-SO 023/2-3 was utilized as the matrix spike in this sample delivery group. The percent recoveries of all spiked compounds were within acceptance criteria of 50-150 %R (percent recovery).

An experienced analyst reviewed the chromatograms to ensure that no pattern matches for any of the standard Aroclors were present

Flag Description

Reviewed By: [signature] Date: 4/17/11

Site Name: 10 Mile Drain
TDF# 5-314-001
Date Issued: 04/17/11
Analysis: PCBs

Author: Christina Rice
Charge# 03037.4.14.02.03.B5BE.000.001
Report Title: StClair 1-8

J	The reported value is considered estimated due to Quality Control Issues
U	The compound is non-detect at the reported value

Reviewed By: Lauren [illegible] Date: 4/17/11

EPA Region 5 Mobile Lab

10 Mile Drain Site

St Clair Shores, MI

Report Number: MLSG110416-001
Samples Received: 04/16/2011

11ML0239 **Collection Date** 04/15/2011 **Sampled By:**

Sample Description: **TMD-SO 022/0-1**

This sample was run as a solid as is reported in ug/Kg units on as as received basis.

Test:	Parameter	Result	Flag	RL	Test Batch Num	Analyzed Date/Time	Analyst
PCBs	Decachlorobiphenyl	100			MLDR110417001	4/17/2011 8:06:00 AM	CR
PCBs	Decachlorobiphenyl %R	102			MLDR110417001	4/17/2011 8:06:00 AM	CR
PCBs	PCB-1016	0.0	U	320.0	MLDR110417001	4/17/2011 8:06:00 AM	CR
PCBs	PCB-1232	0.0	U	320.0	MLDR110417001	4/17/2011 8:06:00 AM	CR
PCBs	PCB-1242	0.0	U	320.0	MLDR110417001	4/17/2011 8:06:00 AM	CR
PCBs	PCB-1248	360		320.0	MLDR110417001	4/17/2011 8:06:00 AM	CR
PCBs	PCB-1254	0.0	U	320.0	MLDR110417001	4/17/2011 8:06:00 AM	CR
PCBs	PCB-1260	0.0	U	320.0	MLDR110417001	4/17/2011 8:06:00 AM	CR
PCBs	Tetrachloro-m-xylene	120			MLDR110417001	4/17/2011 8:06:00 AM	CR
PCBs	Tetrachloro-m-xylene %R	117			MLDR110417001	4/17/2011 8:06:00 AM	CR

11ML0240 **Collection Date** 04/15/2011 **Sampled By:**

Sample Description: **TMD-SO 022/2-3**

This sample was run as a solid as is reported in ug/Kg units on as as received basis.

Test:	Parameter	Result	Flag	RL	Test Batch Num	Analyzed Date/Time	Analyst
PCBs	Decachlorobiphenyl	110			MLDR110417001	4/17/2011 8:06:00 AM	CR
PCBs	Decachlorobiphenyl %R	105			MLDR110417001	4/17/2011 8:06:00 AM	CR
PCBs	PCB-1016	0.0	U	270.0	MLDR110417001	4/17/2011 8:06:00 AM	CR
PCBs	PCB-1232	0.0	U	270.0	MLDR110417001	4/17/2011 8:06:00 AM	CR
PCBs	PCB-1242	0.0	U	270.0	MLDR110417001	4/17/2011 8:06:00 AM	CR
PCBs	PCB-1248	0.0	U	270.0	MLDR110417001	4/17/2011 8:06:00 AM	CR
PCBs	PCB-1254	0.0	U	270.0	MLDR110417001	4/17/2011 8:06:00 AM	CR
PCBs	PCB-1260	0.0	U	270.0	MLDR110417001	4/17/2011 8:06:00 AM	CR
PCBs	Tetrachloro-m-xylene	120			MLDR110417001	4/17/2011 8:06:00 AM	CR
PCBs	Tetrachloro-m-xylene %R	117			MLDR110417001	4/17/2011 8:06:00 AM	CR

11ML0241 **Collection Date** 04/15/2011 **Sampled By:**

Sample Description: **TMD-SO 022/5-6**

This sample was run as a solid as is reported in ug/Kg units on as as received basis.

Test:	Parameter	Result	Flag	RL	Test Batch Num	Analyzed Date/Time	Analyst
PCBs	Decachlorobiphenyl	96			MLDR110417001	4/17/2011 8:06:00 AM	CR
PCBs	Decachlorobiphenyl %R	96.4			MLDR110417001	4/17/2011 8:06:00 AM	CR
PCBs	PCB-1016	0.0	U	290.0	MLDR110417001	4/17/2011 8:06:00 AM	CR
PCBs	PCB-1232	0.0	U	290.0	MLDR110417001	4/17/2011 8:06:00 AM	CR
PCBs	PCB-1242	0.0	U	290.0	MLDR110417001	4/17/2011 8:06:00 AM	CR
PCBs	PCB-1248	0.0	U	290.0	MLDR110417001	4/17/2011 8:06:00 AM	CR
PCBs	PCB-1254	0.0	U	290.0	MLDR110417001	4/17/2011 8:06:00 AM	CR
PCBs	PCB-1260	0.0	U	290.0	MLDR110417001	4/17/2011 8:06:00 AM	CR
PCBs	Tetrachloro-m-xylene	110			MLDR110417001	4/17/2011 8:06:00 AM	CR
PCBs	Tetrachloro-m-xylene %R	115			MLDR110417001	4/17/2011 8:06:00 AM	CR

11ML0242 Collection Date 04/15/2011 Sampled By:

Sample Description: **TMD-SO 022/6-7**

This sample was run as a solid as is reported in ug/Kg units on as as received basis.

Test:	Parameter	Result	Flag	RL	Test Batch Num	Analyzed Date/Time	Analyst
PCBs	Decachlorobiphenyl	98			MLDR110417001	4/17/2011 8:06:00 AM	CR
PCBs	Decachlorobiphenyl %R	97.7			MLDR110417001	4/17/2011 8:06:00 AM	CR
PCBs	PCB-1016	0.0	U	290.0	MLDR110417001	4/17/2011 8:06:00 AM	CR
PCBs	PCB-1232	0.0	U	290.0	MLDR110417001	4/17/2011 8:06:00 AM	CR
PCBs	PCB-1242	0.0	U	290.0	MLDR110417001	4/17/2011 8:06:00 AM	CR
PCBs	PCB-1248	0.0	U	290.0	MLDR110417001	4/17/2011 8:06:00 AM	CR
PCBs	PCB-1254	0.0	U	290.0	MLDR110417001	4/17/2011 8:06:00 AM	CR
PCBs	PCB-1260	0.0	U	290.0	MLDR110417001	4/17/2011 8:06:00 AM	CR
PCBs	Tetrachloro-m-xylene	120			MLDR110417001	4/17/2011 8:06:00 AM	CR
PCBs	Tetrachloro-m-xylene %R	117			MLDR110417001	4/17/2011 8:06:00 AM	CR

11ML0243 Collection Date 04/15/2011 Sampled By:

Sample Description: **TMD-SO 023/1-2**

This sample was run as a solid as is reported in ug/Kg units on as as received basis.

Test:	Parameter	Result	Flag	RL	Test Batch Num	Analyzed Date/Time	Analyst
PCBs	Decachlorobiphenyl	97			MLDR110417001	4/17/2011 8:06:00 AM	CR
PCBs	Decachlorobiphenyl %R	97.2			MLDR110417001	4/17/2011 8:06:00 AM	CR
PCBs	PCB-1016	0.0	U	310.0	MLDR110417001	4/17/2011 8:06:00 AM	CR
PCBs	PCB-1232	0.0	U	310.0	MLDR110417001	4/17/2011 8:06:00 AM	CR
PCBs	PCB-1242	0.0	U	310.0	MLDR110417001	4/17/2011 8:06:00 AM	CR
PCBs	PCB-1248	3200		310.0	MLDR110417001	4/17/2011 8:06:00 AM	CR
PCBs	PCB-1254	0.0	U	310.0	MLDR110417001	4/17/2011 8:06:00 AM	CR
PCBs	PCB-1260	0.0	U	310.0	MLDR110417001	4/17/2011 8:06:00 AM	CR
PCBs	Tetrachloro-m-xylene	110			MLDR110417001	4/17/2011 8:06:00 AM	CR
PCBs	Tetrachloro-m-xylene %R	115			MLDR110417001	4/17/2011 8:06:00 AM	CR

11ML0244 Collection Date 04/15/2011 Sampled By:

Sample Description: **TMD-SO 023/2-3**

This sample was run as a solid as is reported in ug/Kg units on as as received basis.

Test:	Parameter	Result	Flag	RL	Test Batch Num	Analyzed Date/Time	Analyst
PCBs	Decachlorobiphenyl	97			MLDR110417001	4/17/2011 8:06:00 AM	CR
PCBs	Decachlorobiphenyl %R	97.4			MLDR110417001	4/17/2011 8:06:00 AM	CR
PCBs	PCB-1016	0.0	U	270.0	MLDR110417001	4/17/2011 8:06:00 AM	CR
PCBs	PCB-1232	0.0	U	270.0	MLDR110417001	4/17/2011 8:06:00 AM	CR
PCBs	PCB-1242	0.0	U	270.0	MLDR110417001	4/17/2011 8:06:00 AM	CR
PCBs	PCB-1248	3100		270.0	MLDR110417001	4/17/2011 8:06:00 AM	CR
PCBs	PCB-1254	0.0	U	270.0	MLDR110417001	4/17/2011 8:06:00 AM	CR
PCBs	PCB-1260	0.0	U	270.0	MLDR110417001	4/17/2011 8:06:00 AM	CR
PCBs	Tetrachloro-m-xylene	110			MLDR110417001	4/17/2011 8:06:00 AM	CR
PCBs	Tetrachloro-m-xylene %R	112			MLDR110417001	4/17/2011 8:06:00 AM	CR

Test:	Parameter	Result	Flag	RL	Test Batch Num	Analyzed Date/Time	Analyst
Matrix Spike-PCBs	Decachlorobiphenyl	110			MLDR110417001	4/17/2011 8:06:00 AM	CR
Matrix Spike-PCBs	Decachlorobiphenyl - % Recovery	110			MLDR110417001	4/17/2011 8:06:00 AM	CR
Matrix Spike-PCBs	PCB-1016	0.0	U	300.0	MLDR110417001	4/17/2011 8:06:00 AM	CR
Matrix Spike-PCBs	PCB-1232	0.0	U	300.0	MLDR110417001	4/17/2011 8:06:00 AM	CR
Matrix Spike-PCBs	PCB-1242	0.0	U	300.0	MLDR110417001	4/17/2011 8:06:00 AM	CR

11ML0244 Collection Date 04/15/2011 Sampled By:

Sample Description: **TMD-SO 023/2-3**

This sample was run as a solid as is reported in ug/Kg units on as as received basis.

Test:	Parameter	Result	Flag	RL	Test Batch Num	Analyzed Date/Time	Analyst
Matrix Spike-PCBs	PCB-1248	6600		300.0	MLDR110417001	4/17/2011 8:08:00 AM	CR
Matrix Spike-PCBs	PCB-1248 - % Recovery	117			MLDR110417001	4/17/2011 8:08:00 AM	CR
Matrix Spike-PCBs	PCB-1254	0.0	U	300.0	MLDR110417001	4/17/2011 8:08:00 AM	CR
Matrix Spike-PCBs	PCB-1260	0.0	U	300.0	MLDR110417001	4/17/2011 8:08:00 AM	CR
Matrix Spike-PCBs	Tetrachloro-m-xylene	120			MLDR110417001	4/17/2011 8:08:00 AM	CR
Matrix Spike-PCBs	Tetrachloro-m-xylene - % Recovery	123			MLDR110417001	4/17/2011 8:08:00 AM	CR

11ML0245 Collection Date 04/15/2011 Sampled By:

Sample Description: **TMD-SO 023/6-7**

This sample was run as a solid as is reported in ug/Kg units on as as received basis.

Test:	Parameter	Result	Flag	RL	Test Batch Num	Analyzed Date/Time	Analyst
PCBs	Decachlorobiphenyl	100			MLDR110417001	4/17/2011 8:06:00 AM	CR
PCBs	Decachlorobiphenyl %R	101			MLDR110417001	4/17/2011 8:06:00 AM	CR
PCBs	PCB-1016	0.0	U	190.0	MLDR110417001	4/17/2011 8:06:00 AM	CR
PCBs	PCB-1232	0.0	U	190.0	MLDR110417001	4/17/2011 8:06:00 AM	CR
PCBs	PCB-1242	0.0	U	190.0	MLDR110417001	4/17/2011 8:06:00 AM	CR
PCBs	PCB-1248	290		190.0	MLDR110417001	4/17/2011 8:06:00 AM	CR
PCBs	PCB-1254	0.0	U	190.0	MLDR110417001	4/17/2011 8:06:00 AM	CR
PCBs	PCB-1260	0.0	U	190.0	MLDR110417001	4/17/2011 8:06:00 AM	CR
PCBs	Tetrachloro-m-xylene	120			MLDR110417001	4/17/2011 8:06:00 AM	CR
PCBs	Tetrachloro-m-xylene %R	118			MLDR110417001	4/17/2011 8:06:00 AM	CR

11ML0246 Collection Date 04/15/2011 Sampled By:

Sample Description: **TMD-SO 023/6-7R**

This sample was run as a solid as is reported in ug/Kg units on as as received basis.

Test:	Parameter	Result	Flag	RL	Test Batch Num	Analyzed Date/Time	Analyst
PCBs	Decachlorobiphenyl	99			MLDR110417001	4/17/2011 8:06:00 AM	CR
PCBs	Decachlorobiphenyl %R	99.4			MLDR110417001	4/17/2011 8:06:00 AM	CR
PCBs	PCB-1016	0.0	U	290.0	MLDR110417001	4/17/2011 8:06:00 AM	CR
PCBs	PCB-1232	0.0	U	290.0	MLDR110417001	4/17/2011 8:06:00 AM	CR
PCBs	PCB-1242	0.0	U	290.0	MLDR110417001	4/17/2011 8:06:00 AM	CR
PCBs	PCB-1248	340		290.0	MLDR110417001	4/17/2011 8:06:00 AM	CR
PCBs	PCB-1254	0.0	U	290.0	MLDR110417001	4/17/2011 8:06:00 AM	CR
PCBs	PCB-1260	0.0	U	290.0	MLDR110417001	4/17/2011 8:06:00 AM	CR
PCBs	Tetrachloro-m-xylene	120			MLDR110417001	4/17/2011 8:06:00 AM	CR
PCBs	Tetrachloro-m-xylene %R	116			MLDR110417001	4/17/2011 8:06:00 AM	CR

11ML0247 Collection Date 04/15/2011 Sampled By:

Sample Description: **TMD-SO 023/10-11**

This sample was run as a solid as is reported in ug/Kg units on as as received basis.

Test:	Parameter	Result	Flag	RL	Test Batch Num	Analyzed Date/Time	Analyst
PCBs	Decachlorobiphenyl	98			MLDR110417001	4/17/2011 8:06:00 AM	CR
PCBs	Decachlorobiphenyl %R	97.7			MLDR110417001	4/17/2011 8:06:00 AM	CR
PCBs	PCB-1016	0.0	U	250.0	MLDR110417001	4/17/2011 8:06:00 AM	CR
PCBs	PCB-1232	0.0	U	250.0	MLDR110417001	4/17/2011 8:06:00 AM	CR
PCBs	PCB-1242	0.0	U	250.0	MLDR110417001	4/17/2011 8:06:00 AM	CR

11ML0247 Collection Date 04/15/2011 Sampled By:

Sample Description: **TMD-SO 023/10-11**

This sample was run as a solid as is reported in ug/Kg units on as as received basis.

Test:	Parameter	Result	Flag	RL	Test Batch Num	Analyzed Date/Time	Analyst
PCBs	PCB-1248	1500		250.0	MLDR110417001	4/17/2011 8:06:00 AM	CR
PCBs	PCB-1254	0.0	U	250.0	MLDR110417001	4/17/2011 8:06:00 AM	CR
PCBs	PCB-1260	0.0	U	250.0	MLDR110417001	4/17/2011 8:06:00 AM	CR
PCBs	Tetrachloro-m-xylene	120			MLDR110417001	4/17/2011 8:06:00 AM	CR
PCBs	Tetrachloro-m-xylene %R	116			MLDR110417001	4/17/2011 8:06:00 AM	CR

11ML0248 Collection Date 04/15/2011 Sampled By:

Sample Description: **TMD-SO 023/11-12**

This sample was run as a solid as is reported in ug/Kg units on as as received basis.

Test:	Parameter	Result	Flag	RL	Test Batch Num	Analyzed Date/Time	Analyst
PCBs	Decachlorobiphenyl	98			MLDR110417001	4/17/2011 8:06:00 AM	CR
PCBs	Decachlorobiphenyl %R	98.2			MLDR110417001	4/17/2011 8:06:00 AM	CR
PCBs	PCB-1016	0.0	U	250.0	MLDR110417001	4/17/2011 8:06:00 AM	CR
PCBs	PCB-1232	0.0	U	250.0	MLDR110417001	4/17/2011 8:06:00 AM	CR
PCBs	PCB-1242	0.0	U	250.0	MLDR110417001	4/17/2011 8:06:00 AM	CR
PCBs	PCB-1248	0.0	U	250.0	MLDR110417001	4/17/2011 8:06:00 AM	CR
PCBs	PCB-1254	0.0	U	250.0	MLDR110417001	4/17/2011 8:06:00 AM	CR
PCBs	PCB-1260	0.0	U	250.0	MLDR110417001	4/17/2011 8:06:00 AM	CR
PCBs	Tetrachloro-m-xylene	120			MLDR110417001	4/17/2011 8:06:00 AM	CR
PCBs	Tetrachloro-m-xylene %R	119			MLDR110417001	4/17/2011 8:06:00 AM	CR

11ML0249 Collection Date 04/15/2011 Sampled By:

Sample Description: **TMD-SO 024/1-2**

This sample was run as a solid as is reported in ug/Kg units on as as received basis.

Test:	Parameter	Result	Flag	RL	Test Batch Num	Analyzed Date/Time	Analyst
PCBs	Decachlorobiphenyl	98			MLDR110417001	4/17/2011 8:06:00 AM	CR
PCBs	Decachlorobiphenyl %R	98.4			MLDR110417001	4/17/2011 8:06:00 AM	CR
PCBs	PCB-1016	0.0	U	260.0	MLDR110417001	4/17/2011 8:06:00 AM	CR
PCBs	PCB-1232	0.0	U	260.0	MLDR110417001	4/17/2011 8:06:00 AM	CR
PCBs	PCB-1242	0.0	U	260.0	MLDR110417001	4/17/2011 8:06:00 AM	CR
PCBs	PCB-1248	6900		260.0	MLDR110417001	4/17/2011 8:06:00 AM	CR
PCBs	PCB-1254	0.0	U	260.0	MLDR110417001	4/17/2011 8:06:00 AM	CR
PCBs	PCB-1260	0.0	U	260.0	MLDR110417001	4/17/2011 8:06:00 AM	CR
PCBs	Tetrachloro-m-xylene	120			MLDR110417001	4/17/2011 8:06:00 AM	CR
PCBs	Tetrachloro-m-xylene %R	116			MLDR110417001	4/17/2011 8:06:00 AM	CR

11ML0250 Collection Date 04/15/2011 Sampled By:

Sample Description: **TMD-SO 024/2-3**

This sample was run as a solid as is reported in ug/Kg units on as as received basis.

Test:	Parameter	Result	Flag	RL	Test Batch Num	Analyzed Date/Time	Analyst
PCBs	Decachlorobiphenyl	100			MLDR110417001	4/17/2011 8:06:00 AM	CR
PCBs	Decachlorobiphenyl %R	100			MLDR110417001	4/17/2011 8:06:00 AM	CR
PCBs	PCB-1016	0.0	U	240.0	MLDR110417001	4/17/2011 8:06:00 AM	CR
PCBs	PCB-1232	0.0	U	240.0	MLDR110417001	4/17/2011 8:06:00 AM	CR
PCBs	PCB-1242	0.0	U	240.0	MLDR110417001	4/17/2011 8:06:00 AM	CR
PCBs	PCB-1248	6800		240.0	MLDR110417001	4/17/2011 8:06:00 AM	CR

11ML0250 Collection Date 04/15/2011 Sampled By:

Sample Description: **TMD-SO 024/2-3**

This sample was run as a solid as is reported in ug/Kg units on as as received basis.

Test:	Parameter	Result	Flag	RL	Test Batch Num	Analyzed Date/Time	Analyst
PCBs	PCB-1254	0.0	U	240.0	MLDR110417001	4/17/2011 8:06:00 AM	CR
PCBs	PCB-1260	0.0	U	240.0	MLDR110417001	4/17/2011 8:06:00 AM	CR
PCBs	Tetrachloro-m-xylene	120			MLDR110417001	4/17/2011 8:06:00 AM	CR
PCBs	Tetrachloro-m-xylene %R	119			MLDR110417001	4/17/2011 8:06:00 AM	CR

11ML0251 Collection Date 04/15/2011 Sampled By:

Sample Description: **TMD-SO 024/6-7**

This sample was run as a solid as is reported in ug/Kg units on as as received basis

Test:	Parameter	Result	Flag	RL	Test Batch Num	Analyzed Date/Time	Analyst
PCBs	Decachlorobiphenyl	100			MLDR110417001	4/17/2011 8:06:00 AM	CR
PCBs	Decachlorobiphenyl %R	101			MLDR110417001	4/17/2011 8:06:00 AM	CR
PCBs	PCB-1016	0.0	U	200.0	MLDR110417001	4/17/2011 8:06:00 AM	CR
PCBs	PCB-1232	0.0	U	200.0	MLDR110417001	4/17/2011 8:06:00 AM	CR
PCBs	PCB-1242	0.0	U	200.0	MLDR110417001	4/17/2011 8:06:00 AM	CR
PCBs	PCB-1248	690		200.0	MLDR110417001	4/17/2011 8:06:00 AM	CR
PCBs	PCB-1254	0.0	U	200.0	MLDR110417001	4/17/2011 8:06:00 AM	CR
PCBs	PCB-1260	0.0	U	200.0	MLDR110417001	4/17/2011 8:06:00 AM	CR
PCBs	Tetrachloro-m-xylene	120			MLDR110417001	4/17/2011 8:06:00 AM	CR
PCBs	Tetrachloro-m-xylene %R	119			MLDR110417001	4/17/2011 8:06:00 AM	CR

11ML0252 Collection Date 04/15/2011 Sampled By:

Sample Description: **TMD-SO 024/10-11**

This sample was run as a solid as is reported in ug/Kg units on as as received basis.

Test:	Parameter	Result	Flag	RL	Test Batch Num	Analyzed Date/Time	Analyst
PCBs	Decachlorobiphenyl	95			MLDR110417001	4/17/2011 8:06:00 AM	CR
PCBs	Decachlorobiphenyl %R	94.9			MLDR110417001	4/17/2011 8:06:00 AM	CR
PCBs	PCB-1016	0.0	U	190.0	MLDR110417001	4/17/2011 8:06:00 AM	CR
PCBs	PCB-1232	0.0	U	190.0	MLDR110417001	4/17/2011 8:06:00 AM	CR
PCBs	PCB-1242	0.0	U	190.0	MLDR110417001	4/17/2011 8:06:00 AM	CR
PCBs	PCB-1248	380		190.0	MLDR110417001	4/17/2011 8:06:00 AM	CR
PCBs	PCB-1254	0.0	U	190.0	MLDR110417001	4/17/2011 8:06:00 AM	CR
PCBs	PCB-1260	0.0	U	190.0	MLDR110417001	4/17/2011 8:06:00 AM	CR
PCBs	Tetrachloro-m-xylene	120			MLDR110417001	4/17/2011 8:06:00 AM	CR
PCBs	Tetrachloro-m-xylene %R	116			MLDR110417001	4/17/2011 8:06:00 AM	CR

11ML0253 Collection Date 04/15/2011 Sampled By:

Sample Description: **TMD-SO 024/11-12**

This sample was run as a solid as is reported in ug/Kg units on as as received basis.

Test:	Parameter	Result	Flag	RL	Test Batch Num	Analyzed Date/Time	Analyst
PCBs	Decachlorobiphenyl	100			MLDR110417001	4/17/2011 8:06:00 AM	CR
PCBs	Decachlorobiphenyl %R	99.7			MLDR110417001	4/17/2011 8:06:00 AM	CR
PCBs	PCB-1016	0.0	U	220.0	MLDR110417001	4/17/2011 8:06:00 AM	CR
PCBs	PCB-1232	0.0	U	220.0	MLDR110417001	4/17/2011 8:06:00 AM	CR
PCBs	PCB-1242	0.0	U	220.0	MLDR110417001	4/17/2011 8:06:00 AM	CR
PCBs	PCB-1248	0.0	U	220.0	MLDR110417001	4/17/2011 8:06:00 AM	CR
PCBs	PCB-1254	0.0	U	220.0	MLDR110417001	4/17/2011 8:06:00 AM	CR

11ML0253 Collection Date 04/15/2011 Sampled By:

Sample Description: **TMD-SO 024/11-12**

This sample was run as a solid as is reported in ug/Kg units on as as received basis.

Test:	Parameter	Result	Flag	RL	Test Batch Num	Analyzed Date/Time	Analyst
PCBs	PCB-1260	0.0	U	220.0	MLDR110417001	4/17/2011 8:06:00 AM	CR
PCBs	Tetrachloro-m-xylene	120			MLDR110417001	4/17/2011 8:06:00 AM	CR
PCBs	Tetrachloro-m-xylene %R	118			MLDR110417001	4/17/2011 8:06:00 AM	CR

MLDE110416002BIn01 Collection Date 04/16/2011 Sampled By: TES

Sample Description:

Batch Level QC Sample

Test:	Parameter	Result	Flag	RL	Test Batch Num	Analyzed Date/Time	Analyst
Method Blank-PCBs	Decachlorobiphenyl	100			MLDR110417001		CR
Method Blank-PCBs	Decachlorobiphenyl %R	100			MLDR110417001		CR
Method Blank-PCBs	PCB-1016	0.0	U	280.0	MLDR110417001		CR
Method Blank-PCBs	PCB-1232	0.0	U	280.0	MLDR110417001		CR
Method Blank-PCBs	PCB-1242	0.0	U	280.0	MLDR110417001		CR
Method Blank-PCBs	PCB-1248	0.0	U	280.0	MLDR110417001		CR
Method Blank-PCBs	PCB-1254	0.0	U	280.0	MLDR110417001		CR
Method Blank-PCBs	PCB-1260	0.0	U	280.0	MLDR110417001		CR
Method Blank-PCBs	Tetrachloro-m-xylene	120			MLDR110417001		CR
Method Blank-PCBs	Tetrachloro-m-xylene %R	116			MLDR110417001		CR

Approved: Lauren D. 4/17/11
Quality Control Officer

Site Name: 10 Mile Drain
TDF# 5-314-001
Date Issued: 04/18/11
Analysis: PCBs

Author: Christina Rice
Charge# 03037.4.14.02.03.B5BE.000.001
Report Title: StClair 1-9

NARRATIVE

Thirteen (13) water samples were submitted to FASP (Field Analytical Support Program) for PCB analysis. The samples were run without significant complications. The following thirteen (13) samples are included in this narrative:

11CT01-01	11CT01-02	11CT01-03	11CT01-04
11CT01-05	11CT01-06	11CT01-07	11CT01-08
11CT01-09	11CT01-10	11CT01-11	11CT01-12
11CT01-13			

PCBs Analysis

Sample Collection and Analysis

The samples were collected between April 12 and 16, 2011 and were analyzed on April 16 - 17, 2011 within the required hold times for PCBs.

Initial and Continuing Calibration

The initial calibration for AR1248 was run on April 14, 2011 and all compounds met the calibration criteria of <30% RSD (relative standard deviation).

For continuing calibration run on April 16, 2011 the average response was within the QC limits of ± 35%.

The initial calibration for AR1248 was run on April 17, 2011 and all compounds met the calibration criteria of <30% RSD (relative standard deviation).

Sample QC (Method Blanks, Matrix Spikes and Surrogates)

Method blank MLDE110416003Bln01 was found to be free of all target analytes at the stated detection limit.

All surrogate recoveries were within the acceptance limits of 60-140 %R for waters, with the exception of decachlorohiphenyl which was low in TMD-GW 006/5, TMD-GW 012/5, TMD-GW 013/3, TMD-GW 014/3, TMD-GW 015/7, TMD-GW 017/7, TMD-GW 024/5 R, TMD-GW 023/9, TMD-GW 024/5, and TMD-EB 001. No action is taken when only one surrogate is out of control.

Sample TMD-GW 008/5 was utilized as the matrix spike in this sample delivery group. The

Reviewed By: Lauren Dio Date: 4/18/11

Site Name: 10 Mile Drain
TDF# 5-314-001
Date Issued: 04/18/11
Analysis: PCBs

Author: Christina Rice
Charge# 03037.4.14.02.03.B5BE.000.001
Report Title: StClair 1-9

percent recoveries of all spiked compounds were within acceptance criteria of 50-150 %R (percent recovery).

An experienced analyst reviewed the chromatograms to ensure that no pattern matches for any of the standard Aroclors were present

Flag	Description
J	The reported value is considered estimated due to Quality Control Issues
U	The compound is non-detect at the reported value

Reviewed By: Lauren DK Date: 4/18/11

EPA Region 5 Mobile Lab

10 Mile Drain Site

St Clair Shores, MI

Report Number: MLSG110416-001
Samples Received: 04/16/2011

11ML0254 **Collection Date** 04/12/2011 **Sampled By:**

Sample Description: **TMD-GW 008/5**

This sample was run as a water and is reported in ug/L units.

Test:	Parameter	Result	Flag	RL	Test Batch Num	Analyzed Date/Time	Analyst
PCBs	Decachlorobiphenyl	60			MLDR110418001	4/18/2011 7:46:00 AM	CR
PCBs	Decachlorobiphenyl %R	60.1			MLDR110418001	4/18/2011 7:46:00 AM	CR
PCBs	PCB-1016	0.0	U	5.0	MLDR110418001	4/18/2011 7:46:00 AM	CR
PCBs	PCB-1232	0.0	U	5.0	MLDR110418001	4/18/2011 7:46:00 AM	CR
PCBs	PCB-1242	0.0	U	5.0	MLDR110418001	4/18/2011 7:46:00 AM	CR
PCBs	PCB-1248	0.0	U	5.0	MLDR110418001	4/18/2011 7:46:00 AM	CR
PCBs	PCB-1254	0.0	U	5.0	MLDR110418001	4/18/2011 7:46:00 AM	CR
PCBs	PCB-1260	0.0	U	5.0	MLDR110418001	4/18/2011 7:46:00 AM	CR
PCBs	Tetrachloro-m-xylene	82			MLDR110418001	4/18/2011 7:46:00 AM	CR
PCBs	Tetrachloro-m-xylene %R	81.5			MLDR110418001	4/18/2011 7:46:00 AM	CR

Test:	Parameter	Result	Flag	RL	Test Batch Num	Analyzed Date/Time	Analyst
Matrix Spike-PCBs	Decachlorobiphenyl	73			MLDR110418001	4/18/2011 7:47:00 AM	CR
Matrix Spike-PCBs	Decachlorobiphenyl - % Recovery	73.1			MLDR110418001	4/18/2011 7:47:00 AM	CR
Matrix Spike-PCBs	PCB-1016	0.0	U	5.0	MLDR110418001	4/18/2011 7:47:00 AM	CR
Matrix Spike-PCBs	PCB-1232	0.0	U	5.0	MLDR110418001	4/18/2011 7:47:00 AM	CR
Matrix Spike-PCBs	PCB-1242	0.0	U	5.0	MLDR110418001	4/18/2011 7:47:00 AM	CR
Matrix Spike-PCBs	PCB-1248	48		5.0	MLDR110418001	4/18/2011 7:47:00 AM	CR
Matrix Spike-PCBs	PCB-1248 - % Recovery	95.7			MLDR110418001	4/18/2011 7:47:00 AM	CR
Matrix Spike-PCBs	PCB-1254	0.0	U	5.0	MLDR110418001	4/18/2011 7:47:00 AM	CR
Matrix Spike-PCBs	PCB-1260	0.0	U	5.0	MLDR110418001	4/18/2011 7:47:00 AM	CR
Matrix Spike-PCBs	Tetrachloro-m-xylene	92			MLDR110418001	4/18/2011 7:47:00 AM	CR
Matrix Spike-PCBs	Tetrachloro-m-xylene - % Recovery	91.9			MLDR110418001	4/18/2011 7:47:00 AM	CR

11ML0255 **Collection Date** 04/12/2011 **Sampled By:**

Sample Description: **TMD-GW 006/5**

This sample was run as a water and is reported in ug/L units.

Test:	Parameter	Result	Flag	RL	Test Batch Num	Analyzed Date/Time	Analyst
PCBs	Decachlorobiphenyl	46			MLDR110418001	4/18/2011 7:46:00 AM	CR
PCBs	Decachlorobiphenyl %R	45.6	J		MLDR110418001	4/18/2011 7:46:00 AM	CR
PCBs	PCB-1016	0.0	U	5.0	MLDR110418001	4/18/2011 7:46:00 AM	CR
PCBs	PCB-1232	0.0	U	5.0	MLDR110418001	4/18/2011 7:46:00 AM	CR
PCBs	PCB-1242	0.0	U	5.0	MLDR110418001	4/18/2011 7:46:00 AM	CR
PCBs	PCB-1248	0.0	U	5.0	MLDR110418001	4/18/2011 7:46:00 AM	CR
PCBs	PCB-1254	0.0	U	5.0	MLDR110418001	4/18/2011 7:46:00 AM	CR
PCBs	PCB-1260	0.0	U	5.0	MLDR110418001	4/18/2011 7:46:00 AM	CR
PCBs	Tetrachloro-m-xylene	110			MLDR110418001	4/18/2011 7:46:00 AM	CR
PCBs	Tetrachloro-m-xylene %R	110			MLDR110418001	4/18/2011 7:46:00 AM	CR

11ML0256 Collection Date 04/13/2011 Sampled By:

Sample Description: TMD-GW 010/6

This sample was run as a water and is reported in ug/L units.

Test:	Parameter	Result	Flag	RL	Test Batch Num	Analyzed Date/Time	Analyst
PCBs	Decachlorobiphenyl	68			MLDR110418001	4/18/2011 7:46:00 AM	CR
PCBs	Decachlorobiphenyl %R	67.8			MLDR110418001	4/18/2011 7:46:00 AM	CR
PCBs	PCB-1016	0.0	U	5.0	MLDR110418001	4/18/2011 7:46:00 AM	CR
PCBs	PCB-1232	0.0	U	5.0	MLDR110418001	4/18/2011 7:46:00 AM	CR
PCBs	PCB-1242	0.0	U	5.0	MLDR110418001	4/18/2011 7:46:00 AM	CR
PCBs	PCB-1248	0.0	U	5.0	MLDR110418001	4/18/2011 7:46:00 AM	CR
PCBs	PCB-1254	0.0	U	5.0	MLDR110418001	4/18/2011 7:46:00 AM	CR
PCBs	PCB-1260	0.0	U	5.0	MLDR110418001	4/18/2011 7:46:00 AM	CR
PCBs	Tetrachloro-m-xylene	79			MLDR110418001	4/18/2011 7:46:00 AM	CR
PCBs	Tetrachloro-m-xylene %R	79.1			MLDR110418001	4/18/2011 7:46:00 AM	CR

11ML0257 Collection Date 04/13/2011 Sampled By:

Sample Description: TMD-GW 011/2

This sample was run as a water and is reported in ug/L units.

Test:	Parameter	Result	Flag	RL	Test Batch Num	Analyzed Date/Time	Analyst
PCBs	Decachlorobiphenyl	77			MLDR110418001	4/18/2011 7:46:00 AM	CR
PCBs	Decachlorobiphenyl %R	77.3			MLDR110418001	4/18/2011 7:46:00 AM	CR
PCBs	PCB-1016	0.0	U	5.0	MLDR110418001	4/18/2011 7:46:00 AM	CR
PCBs	PCB-1232	0.0	U	5.0	MLDR110418001	4/18/2011 7:46:00 AM	CR
PCBs	PCB-1242	0.0	U	5.0	MLDR110418001	4/18/2011 7:46:00 AM	CR
PCBs	PCB-1248	0.0	U	5.0	MLDR110418001	4/18/2011 7:46:00 AM	CR
PCBs	PCB-1254	0.0	U	5.0	MLDR110418001	4/18/2011 7:46:00 AM	CR
PCBs	PCB-1260	0.0	U	5.0	MLDR110418001	4/18/2011 7:46:00 AM	CR
PCBs	Tetrachloro-m-xylene	110			MLDR110418001	4/18/2011 7:46:00 AM	CR
PCBs	Tetrachloro-m-xylene %R	107			MLDR110418001	4/18/2011 7:46:00 AM	CR

11ML0258 Collection Date 04/13/2011 Sampled By:

Sample Description: TMD-GW 012/5

This sample was run as a water and is reported in ug/L units.

Test:	Parameter	Result	Flag	RL	Test Batch Num	Analyzed Date/Time	Analyst
PCBs	Decachlorobiphenyl	24			MLDR110418001	4/18/2011 7:46:00 AM	CR
PCBs	Decachlorobiphenyl %R	23.5	J		MLDR110418001	4/18/2011 7:46:00 AM	CR
PCBs	PCB-1016	0.0	U	5.0	MLDR110418001	4/18/2011 7:46:00 AM	CR
PCBs	PCB-1232	0.0	U	5.0	MLDR110418001	4/18/2011 7:46:00 AM	CR
PCBs	PCB-1242	0.0	U	5.0	MLDR110418001	4/18/2011 7:46:00 AM	CR
PCBs	PCB-1248	0.0	U	5.0	MLDR110418001	4/18/2011 7:46:00 AM	CR
PCBs	PCB-1254	0.0	U	5.0	MLDR110418001	4/18/2011 7:46:00 AM	CR
PCBs	PCB-1260	0.0	U	5.0	MLDR110418001	4/18/2011 7:46:00 AM	CR
PCBs	Tetrachloro-m-xylene	76			MLDR110418001	4/18/2011 7:46:00 AM	CR
PCBs	Tetrachloro-m-xylene %R	75.8			MLDR110418001	4/18/2011 7:46:00 AM	CR

11ML0259 Collection Date 04/13/2011 Sampled By:

Sample Description: TMD-GW 013/3

This sample was run as a water and is reported in ug/L units.

Test:	Parameter	Result	Flag	RL	Test Batch Num	Analyzed Date/Time	Analyst
PCBs	Decachlorobiphenyl	28			MLDR110418001	4/18/2011 7:46:00 AM	CR

11ML0259 Collection Date 04/13/2011 Sampled By:

Sample Description: **TMD-GW 013/3**

This sample was run as a water and is reported in ug/L units.

Test:	Parameter	Result	Flag	RL	Test Batch Num	Analyzed Date/Time	Analyst
PCBs	Decachlorobiphenyl %R	27.8	J		MLDR110418001	4/18/2011 7:46:00 AM	CR
PCBs	PCB-1016	0.0	U	5.0	MLDR110418001	4/18/2011 7:46:00 AM	CR
PCBs	PCB-1232	0.0	U	5.0	MLDR110418001	4/18/2011 7:46:00 AM	CR
PCBs	PCB-1242	0.0	U	5.0	MLDR110418001	4/18/2011 7:46:00 AM	CR
PCBs	PCB-1248	0.0	U	5.0	MLDR110418001	4/18/2011 7:46:00 AM	CR
PCBs	PCB-1254	0.0	U	5.0	MLDR110418001	4/18/2011 7:46:00 AM	CR
PCBs	PCB-1260	0.0	U	5.0	MLDR110418001	4/18/2011 7:46:00 AM	CR
PCBs	Tetrachloro-m-xylene	100			MLDR110418001	4/18/2011 7:46:00 AM	CR
PCBs	Tetrachloro-m-xylene %R	103			MLDR110418001	4/18/2011 7:46:00 AM	CR

11ML0260 Collection Date 04/13/2011 Sampled By:

Sample Description: **TMD-GW 014/3**

This sample was run as a water and is reported in ug/L units.

Test:	Parameter	Result	Flag	RL	Test Batch Num	Analyzed Date/Time	Analyst
PCBs	Decachlorobiphenyl	27			MLDR110418001	4/18/2011 7:46:00 AM	CR
PCBs	Decachlorobiphenyl %R	27.4	J		MLDR110418001	4/18/2011 7:46:00 AM	CR
PCBs	PCB-1016	0.0	U	5.0	MLDR110418001	4/18/2011 7:46:00 AM	CR
PCBs	PCB-1232	0.0	U	5.0	MLDR110418001	4/18/2011 7:46:00 AM	CR
PCBs	PCB-1242	0.0	U	5.0	MLDR110418001	4/18/2011 7:46:00 AM	CR
PCBs	PCB-1248	0.0	U	5.0	MLDR110418001	4/18/2011 7:46:00 AM	CR
PCBs	PCB-1254	0.0	U	5.0	MLDR110418001	4/18/2011 7:46:00 AM	CR
PCBs	PCB-1260	0.0	U	5.0	MLDR110418001	4/18/2011 7:46:00 AM	CR
PCBs	Tetrachloro-m-xylene	90			MLDR110418001	4/18/2011 7:46:00 AM	CR
PCBs	Tetrachloro-m-xylene %R	89.5			MLDR110418001	4/18/2011 7:46:00 AM	CR

11ML0261 Collection Date 04/14/2011 Sampled By:

Sample Description: **TMD-GW 015/7**

This sample was run as a water and is reported in ug/L units.

Test:	Parameter	Result	Flag	RL	Test Batch Num	Analyzed Date/Time	Analyst
PCBs	Decachlorobiphenyl	41			MLDR110418001	4/18/2011 7:46:00 AM	CR
PCBs	Decachlorobiphenyl %R	41.3	J		MLDR110418001	4/18/2011 7:46:00 AM	CR
PCBs	PCB-1016	0.0	U	5.0	MLDR110418001	4/18/2011 7:46:00 AM	CR
PCBs	PCB-1232	0.0	U	5.0	MLDR110418001	4/18/2011 7:46:00 AM	CR
PCBs	PCB-1242	0.0	U	5.0	MLDR110418001	4/18/2011 7:46:00 AM	CR
PCBs	PCB-1248	0.0	U	5.0	MLDR110418001	4/18/2011 7:46:00 AM	CR
PCBs	PCB-1254	0.0	U	5.0	MLDR110418001	4/18/2011 7:46:00 AM	CR
PCBs	PCB-1260	0.0	U	5.0	MLDR110418001	4/18/2011 7:46:00 AM	CR
PCBs	Tetrachloro-m-xylene	87			MLDR110418001	4/18/2011 7:46:00 AM	CR
PCBs	Tetrachloro-m-xylene %R	87.0			MLDR110418001	4/18/2011 7:46:00 AM	CR

11ML0262 Collection Date 04/14/2011 Sampled By:

Sample Description: **TMD-GW 017/7**

This sample was run as a water and is reported in ug/L units.

Test:	Parameter	Result	Flag	RL	Test Batch Num	Analyzed Date/Time	Analyst
PCBs	Decachlorobiphenyl	40			MLDR110418001	4/18/2011 7:46:00 AM	CR
PCBs	Decachlorobiphenyl %R	39.6	J		MLDR110418001	4/18/2011 7:46:00 AM	CR

11ML0262 Collection Date 04/14/2011 Sampled By:

Sample Description: **TMD-GW 017/7**

This sample was run as a water and is reported in ug/L units.

Test:	Parameter	Result	Flag	RL	Test Batch Num	Analyzed Date/Time	Analyst
PCBs	PCB-1016	0.0	U	5.0	MLDR110418001	4/18/2011 7:46:00 AM	CR
PCBs	PCB-1232	0.0	U	5.0	MLDR110418001	4/18/2011 7:46:00 AM	CR
PCBs	PCB-1242	0.0	U	5.0	MLDR110418001	4/18/2011 7:46:00 AM	CR
PCBs	PCB-1248	0.0	U	5.0	MLDR110418001	4/18/2011 7:46:00 AM	CR
PCBs	PCB-1254	0.0	U	5.0	MLDR110418001	4/18/2011 7:46:00 AM	CR
PCBs	PCB-1260	0.0	U	5.0	MLDR110418001	4/18/2011 7:46:00 AM	CR
PCBs	Tetrachloro-m-xylene	120			MLDR110418001	4/18/2011 7:46:00 AM	CR
PCBs	Tetrachloro-m-xylene %R	120			MLDR110418001	4/18/2011 7:46:00 AM	CR

11ML0263 Collection Date 04/15/2011 Sampled By:

Sample Description: **TMD-GW 024/5R**

This sample was run as a water and is reported in ug/L units.

Test:	Parameter	Result	Flag	RL	Test Batch Num	Analyzed Date/Time	Analyst
PCBs	Decachlorobiphenyl	31			MLDR110418001	4/18/2011 7:46:00 AM	CR
PCBs	Decachlorobiphenyl %R	31.4	J		MLDR110418001	4/18/2011 7:46:00 AM	CR
PCBs	PCB-1016	0.0	U	5.0	MLDR110418001	4/18/2011 7:46:00 AM	CR
PCBs	PCB-1232	0.0	U	5.0	MLDR110418001	4/18/2011 7:46:00 AM	CR
PCBs	PCB-1242	0.0	U	5.0	MLDR110418001	4/18/2011 7:46:00 AM	CR
PCBs	PCB-1248	5.7		5.0	MLDR110418001	4/18/2011 7:46:00 AM	CR
PCBs	PCB-1254	0.0	U	5.0	MLDR110418001	4/18/2011 7:46:00 AM	CR
PCBs	PCB-1260	0.0	U	5.0	MLDR110418001	4/18/2011 7:46:00 AM	CR
PCBs	Tetrachloro-m-xylene	110			MLDR110418001	4/18/2011 7:46:00 AM	CR
PCBs	Tetrachloro-m-xylene %R	113			MLDR110418001	4/18/2011 7:46:00 AM	CR

11ML0264 Collection Date 04/15/2011 Sampled By:

Sample Description: **TMD-GW 023/9**

This sample was run as a water and is reported in ug/L units.

Test:	Parameter	Result	Flag	RL	Test Batch Num	Analyzed Date/Time	Analyst
PCBs	Decachlorobiphenyl	51			MLDR110418001	4/18/2011 7:46:00 AM	CR
PCBs	Decachlorobiphenyl %R	50.9	J		MLDR110418001	4/18/2011 7:46:00 AM	CR
PCBs	PCB-1016	0.0	U	5.0	MLDR110418001	4/18/2011 7:46:00 AM	CR
PCBs	PCB-1232	0.0	U	5.0	MLDR110418001	4/18/2011 7:46:00 AM	CR
PCBs	PCB-1242	0.0	U	5.0	MLDR110418001	4/18/2011 7:46:00 AM	CR
PCBs	PCB-1248	0.0	U	5.0	MLDR110418001	4/18/2011 7:46:00 AM	CR
PCBs	PCB-1254	0.0	U	5.0	MLDR110418001	4/18/2011 7:46:00 AM	CR
PCBs	PCB-1260	0.0	U	5.0	MLDR110418001	4/18/2011 7:46:00 AM	CR
PCBs	Tetrachloro-m-xylene	110			MLDR110418001	4/18/2011 7:46:00 AM	CR
PCBs	Tetrachloro-m-xylene %R	113			MLDR110418001	4/18/2011 7:46:00 AM	CR

11ML0265 Collection Date 04/15/2011 Sampled By:

Sample Description: **TMD-GW 024/5**

This sample was run as a water and is reported in ug/L units.

Test:	Parameter	Result	Flag	RL	Test Batch Num	Analyzed Date/Time	Analyst
PCBs	Decachlorobiphenyl	22			MLDR110418001	4/18/2011 7:46:00 AM	CR
PCBs	Decachlorobiphenyl %R	21.7	J		MLDR110418001	4/18/2011 7:46:00 AM	CR
PCBs	PCB-1016	0.0	U	5.0	MLDR110418001	4/18/2011 7:46:00 AM	CR

11ML0265 Collection Date 04/15/2011 Sampled By:

Sample Description: **TMD-GW 024/5**

This sample was run as a water and is reported in ug/L units.

Test:	Parameter	Result	Flag	RL	Test Batch Num	Analyzed Date/Time	Analyst
PCBs	PCB-1232	0.0	U	5.0	MLDR110418001	4/18/2011 7:46:00 AM	CR
PCBs	PCB-1242	0.0	U	5.0	MLDR110418001	4/18/2011 7:46:00 AM	CR
PCBs	PCB-1248	20		5.0	MLDR110418001	4/18/2011 7:46:00 AM	CR
PCBs	PCB-1254	0.0	U	5.0	MLDR110418001	4/18/2011 7:46:00 AM	CR
PCBs	PCB-1260	0.0	U	5.0	MLDR110418001	4/18/2011 7:46:00 AM	CR
PCBs	Tetrachloro-m-xylene	83			MLDR110418001	4/18/2011 7:46:00 AM	CR
PCBs	Tetrachloro-m-xylene %R	83.4			MLDR110418001	4/18/2011 7:46:00 AM	CR

11ML0266 Collection Date 04/16/2011 Sampled By:

Sample Description: **TMD-EB 001**

This sample was run as a water and is reported in ug/L units.

Test:	Parameter	Result	Flag	RL	Test Batch Num	Analyzed Date/Time	Analyst
PCBs	Decachlorobiphenyl	22			MLDR110418001	4/18/2011 7:46:00 AM	CR
PCBs	Decachlorobiphenyl %R	22.3	J		MLDR110418001	4/18/2011 7:46:00 AM	CR
PCBs	PCB-1016	0.0	U	5.0	MLDR110418001	4/18/2011 7:46:00 AM	CR
PCBs	PCB-1232	0.0	U	5.0	MLDR110418001	4/18/2011 7:46:00 AM	CR
PCBs	PCB-1242	0.0	U	5.0	MLDR110418001	4/18/2011 7:46:00 AM	CR
PCBs	PCB-1248	4.5	J	5.0	MLDR110418001	4/18/2011 7:46:00 AM	CR
PCBs	PCB-1254	0.0	U	5.0	MLDR110418001	4/18/2011 7:46:00 AM	CR
PCBs	PCB-1260	0.0	U	5.0	MLDR110418001	4/18/2011 7:46:00 AM	CR
PCBs	Tetrachloro-m-xylene	79			MLDR110418001	4/18/2011 7:46:00 AM	CR
PCBs	Tetrachloro-m-xylene %R	79.3			MLDR110418001	4/18/2011 7:46:00 AM	CR

MLDE110416003B In01 Collection Date 04/16/2011 Sampled By: TES

Sample Description:

Batch Level QC Sample

Test:	Parameter	Result	Flag	RL	Test Batch Num	Analyzed Date/Time	Analyst
Method Blank-PCBs	Decachlorobiphenyl	81			MLDR110418001		CR
Method Blank-PCBs	Decachlorobiphenyl %R	81			MLDR110418001		CR
Method Blank-PCBs	PCB-1016	0.0	U	5.0	MLDR110418001		CR
Method Blank-PCBs	PCB-1232	0.0	U	5.0	MLDR110418001		CR
Method Blank-PCBs	PCB-1242	0.0	U	5.0	MLDR110418001		CR
Method Blank-PCBs	PCB-1248	0.0	U	5.0	MLDR110418001		CR
Method Blank-PCBs	PCB-1254	0.0	U	5.0	MLDR110418001		CR
Method Blank-PCBs	PCB-1260	0.0	U	5.0	MLDR110418001		CR
Method Blank-PCBs	Tetrachloro-m-xylene	110			MLDR110418001		CR
Method Blank-PCBs	Tetrachloro-m-xylene %R	108			MLDR110418001		CR

Approved: 4/18/11
Quality Control Officer

Site Name: 10 Mile Drain
TDF# 5-314-001
Date Issued: 04/18/11
Analysis: PCBs

Author: Christina Rice
Charge# 03037.4.14.02.03.B5BE.000.001
Report Title: StClair 1-10

NARRATIVE

Sixteen (16) soil samples were submitted to FASP (Field Analytical Support Program) for PCB analysis. The samples were run without significant complications. The following sixteen (16) samples are included in this narrative:

11CT02-16	11CT02-17	11CT02-18	11CT02-19
11CT02-20	11CT02-21	11CT02-22	11CT02-23
11CT02-24	11CT02-25	11CT02-26	11CT02-27
11CT02-28	11CT02-29	11CT02-30	11CT02-31

PCBs Analysis

Sample Collection and Analysis

The samples were collected April 16, 2011 and were analyzed on April 17, 2011 within the required hold times for PCBs.

Initial and Continuing Calibration

The initial calibration for AR1248 was run on April 17, 2011 and all compounds met the calibration criteria of <30% RSD (relative standard deviation).

Sample QC (Method Blanks, Matrix Spikes and Surrogates)

Method blank MLDE110416004Bln01 was found to be free of all target analytes at the stated detection limit.

All surrogate recoveries were within the acceptance limits of 50-150 %R

Sample TMD-SO 026/6-7 was utilized as the matrix spike in this sample delivery group. The percent recoveries of all spiked compounds were within acceptance criteria of 50-150 %R (percent recovery).

Sample TMD-SO 027/1-2 was run at a 5x dilution. Samples TMD-SO 027/10-11 and TMD-SO 027/10-11 R were run at a 10x dilution.

An experienced analyst reviewed the chromatograms to ensure that no pattern matches for any of the standard Aroclors were present

Flag Description

Reviewed By: [signature] Date: 4/18/11

Site Name: 10 Mile Drain
TDF# 5-314-001
Date Issued: 04/18/11
Analysis: PCBs

Author: Christina Rice
Charge# 03037.4.14.02.03.B5BE.000.001
Report Title: StClair 1-10

J	The reported value is considered estimated due to Quality Control Issues
U	The compound is non-detect at the reported value

Reviewed By: Tauran D. [illegible] Date: 4/18/11

11ML0286 Collection Date 04/16/2011 Sampled By:

Sample Description: **TMD-SO 025/6-7**

Test:	Parameter	Result	Flag	RL	Test Batch Num	Analyzed Date/Time	Analyst
PCBs	Decachlorobiphenyl	140			MLDR110418003	4/18/2011 4:17:00 PM	CR
PCBs	Decachlorobiphenyl %R	142			MLDR110418003	4/18/2011 4:17:00 PM	CR
PCBs	PCB-1016	0.0	U	270.0	MLDR110418003	4/18/2011 4:17:00 PM	CR
PCBs	PCB-1232	0.0	U	270.0	MLDR110418003	4/18/2011 4:17:00 PM	CR
PCBs	PCB-1242	0.0	U	270.0	MLDR110418003	4/18/2011 4:17:00 PM	CR
PCBs	PCB-1248	520		270.0	MLDR110418003	4/18/2011 4:17:00 PM	CR
PCBs	PCB-1254	0.0	U	270.0	MLDR110418003	4/18/2011 4:17:00 PM	CR
PCBs	PCB-1260	0.0	U	270.0	MLDR110418003	4/18/2011 4:17:00 PM	CR
PCBs	Tetrachloro-m-xylene	200			MLDR110418003	4/18/2011 4:17:00 PM	CR
PCBs	Tetrachloro-m-xylene %R	198	J		MLDR110418003	4/18/2011 4:17:00 PM	CR

11ML0287 Collection Date 04/16/2011 Sampled By:

Sample Description: **TMD-SO 029/1-2**

Test:	Parameter	Result	Flag	RL	Test Batch Num	Analyzed Date/Time	Analyst
PCBs	Decachlorobiphenyl	100			MLDR110418003	4/18/2011 4:17:00 PM	CR
PCBs	Decachlorobiphenyl %R	103			MLDR110418003	4/18/2011 4:17:00 PM	CR
PCBs	PCB-1016	0.0	U	280.0	MLDR110418003	4/18/2011 4:17:00 PM	CR
PCBs	PCB-1232	0.0	U	280.0	MLDR110418003	4/18/2011 4:17:00 PM	CR
PCBs	PCB-1242	0.0	U	280.0	MLDR110418003	4/18/2011 4:17:00 PM	CR
PCBs	PCB-1248	5100		280.0	MLDR110418003	4/18/2011 4:17:00 PM	CR
PCBs	PCB-1254	0.0	U	280.0	MLDR110418003	4/18/2011 4:17:00 PM	CR
PCBs	PCB-1260	0.0	U	280.0	MLDR110418003	4/18/2011 4:17:00 PM	CR
PCBs	Tetrachloro-m-xylene	130			MLDR110418003	4/18/2011 4:17:00 PM	CR
PCBs	Tetrachloro-m-xylene %R	127			MLDR110418003	4/18/2011 4:17:00 PM	CR

11ML0288 Collection Date 04/16/2011 Sampled By:

Sample Description: **TMD-SO 29/2-3**

Test:	Parameter	Result	Flag	RL	Test Batch Num	Analyzed Date/Time	Analyst
PCBs	Decachlorobiphenyl	95			MLDR110418003	4/18/2011 4:17:00 PM	CR
PCBs	Decachlorobiphenyl %R	95.2			MLDR110418003	4/18/2011 4:17:00 PM	CR
PCBs	PCB-1016	0.0	U	260.0	MLDR110418003	4/18/2011 4:17:00 PM	CR
PCBs	PCB-1232	0.0	U	260.0	MLDR110418003	4/18/2011 4:17:00 PM	CR
PCBs	PCB-1242	0.0	U	260.0	MLDR110418003	4/18/2011 4:17:00 PM	CR
PCBs	PCB-1248	230	J	260.0	MLDR110418003	4/18/2011 4:17:00 PM	CR
PCBs	PCB-1254	0.0	U	260.0	MLDR110418003	4/18/2011 4:17:00 PM	CR
PCBs	PCB-1260	0.0	U	260.0	MLDR110418003	4/18/2011 4:17:00 PM	CR
PCBs	Tetrachloro-m-xylene	130			MLDR110418003	4/18/2011 4:17:00 PM	CR
PCBs	Tetrachloro-m-xylene %R	126			MLDR110418003	4/18/2011 4:17:00 PM	CR

11ML0289 Collection Date 04/16/2011 Sampled By:

Sample Description: **TMD-SO 029/6-7**

Test:	Parameter	Result	Flag	RL	Test Batch Num	Analyzed Date/Time	Analyst
PCBs	Decachlorobiphenyl	94			MLDR110418003	4/18/2011 4:17:00 PM	CR

11ML0289 Collection Date 04/16/2011 Sampled By:

Sample Description: **TMD-SO 029/6-7**

Test:	Parameter	Result	Flag	RL	Test Batch Num	Analyzed Date/Time	Analyst
PCBs	Decachlorobiphenyl %R	93.6			MLDR110418003	4/18/2011 4:17:00 PM	CR
PCBs	PCB-1016	0.0	U	240.0	MLDR110418003	4/18/2011 4:17:00 PM	CR
PCBs	PCB-1232	0.0	U	240.0	MLDR110418003	4/18/2011 4:17:00 PM	CR
PCBs	PCB-1242	0.0	U	240.0	MLDR110418003	4/18/2011 4:17:00 PM	CR
PCBs	PCB-1248	0.0	U	240.0	MLDR110418003	4/18/2011 4:17:00 PM	CR
PCBs	PCB-1254	0.0	U	240.0	MLDR110418003	4/18/2011 4:17:00 PM	CR
PCBs	PCB-1260	0.0	U	240.0	MLDR110418003	4/18/2011 4:17:00 PM	CR
PCBs	Tetrachloro-m-xylene	120			MLDR110418003	4/18/2011 4:17:00 PM	CR
PCBs	Tetrachloro-m-xylene %R	125			MLDR110418003	4/18/2011 4:17:00 PM	CR

11ML0290 Collection Date 04/16/2011 Sampled By:

Sample Description: **TMD-SO 029/12.2-13.1**

Test:	Parameter	Result	Flag	RL	Test Batch Num	Analyzed Date/Time	Analyst
PCBs	Decachlorobiphenyl	120			MLDR110418003	4/18/2011 4:17:00 PM	CR
PCBs	Decachlorobiphenyl %R	117			MLDR110418003	4/18/2011 4:17:00 PM	CR
PCBs	PCB-1016	0.0	U	260.0	MLDR110418003	4/18/2011 4:17:00 PM	CR
PCBs	PCB-1232	0.0	U	260.0	MLDR110418003	4/18/2011 4:17:00 PM	CR
PCBs	PCB-1242	9000		260.0	MLDR110418003	4/18/2011 4:17:00 PM	CR
PCBs	PCB-1248	0.0	U	260.0	MLDR110418003	4/18/2011 4:17:00 PM	CR
PCBs	PCB-1254	0.0	U	260.0	MLDR110418003	4/18/2011 4:17:00 PM	CR
PCBs	PCB-1260	0.0	U	260.0	MLDR110418003	4/18/2011 4:17:00 PM	CR
PCBs	Tetrachloro-m-xylene	130			MLDR110418003	4/18/2011 4:17:00 PM	CR
PCBs	Tetrachloro-m-xylene %R	131			MLDR110418003	4/18/2011 4:17:00 PM	CR

11ML0291 Collection Date 04/17/2011 Sampled By:

Sample Description: **TMD-SO 030/1-2**

Test:	Parameter	Result	Flag	RL	Test Batch Num	Analyzed Date/Time	Analyst
PCBs	Decachlorobiphenyl	93			MLDR110418003	4/18/2011 4:17:00 PM	CR
PCBs	Decachlorobiphenyl %R	92.6			MLDR110418003	4/18/2011 4:17:00 PM	CR
PCBs	PCB-1016	0.0	U	260.0	MLDR110418003	4/18/2011 4:17:00 PM	CR
PCBs	PCB-1232	0.0	U	260.0	MLDR110418003	4/18/2011 4:17:00 PM	CR
PCBs	PCB-1242	0.0	U	260.0	MLDR110418003	4/18/2011 4:17:00 PM	CR
PCBs	PCB-1248	1900		260.0	MLDR110418003	4/18/2011 4:17:00 PM	CR
PCBs	PCB-1254	0.0	U	260.0	MLDR110418003	4/18/2011 4:17:00 PM	CR
PCBs	PCB-1260	0.0	U	260.0	MLDR110418003	4/18/2011 4:17:00 PM	CR
PCBs	Tetrachloro-m-xylene	130			MLDR110418003	4/18/2011 4:17:00 PM	CR
PCBs	Tetrachloro-m-xylene %R	135			MLDR110418003	4/18/2011 4:17:00 PM	CR

11ML0292 Collection Date 04/17/2011 Sampled By:

Sample Description: **TMD-SO 030/2-3**

Test:	Parameter	Result	Flag	RL	Test Batch Num	Analyzed Date/Time	Analyst
PCBs	Decachlorobiphenyl	83			MLDR110418003	4/18/2011 4:17:00 PM	CR
PCBs	Decachlorobiphenyl %R	83.5			MLDR110418003	4/18/2011 4:17:00 PM	CR
PCBs	PCB-1016	0.0	U	230.0	MLDR110418003	4/18/2011 4:17:00 PM	CR
PCBs	PCB-1232	0.0	U	230.0	MLDR110418003	4/18/2011 4:17:00 PM	CR
PCBs	PCB-1242	0.0	U	230.0	MLDR110418003	4/18/2011 4:17:00 PM	CR
PCBs	PCB-1248	0.0	U	230.0	MLDR110418003	4/18/2011 4:17:00 PM	CR
PCBs	PCB-1254	0.0	U	230.0	MLDR110418003	4/18/2011 4:17:00 PM	CR
PCBs	PCB-1260	0.0	U	230.0	MLDR110418003	4/18/2011 4:17:00 PM	CR
PCBs	Tetrachloro-m-xylene	120			MLDR110418003	4/18/2011 4:17:00 PM	CR
PCBs	Tetrachloro-m-xylene %R	122			MLDR110418003	4/18/2011 4:17:00 PM	CR

11ML0293 Collection Date 04/17/2011 Sampled By:

Sample Description: **TMD-SO 030/5-6**

Test:	Parameter	Result	Flag	RL	Test Batch Num	Analyzed Date/Time	Analyst
PCBs	Decachlorobiphenyl	86			MLDR110418003	4/18/2011 4:17:00 PM	CR
PCBs	Decachlorobiphenyl %R	85.6			MLDR110418003	4/18/2011 4:17:00 PM	CR
PCBs	PCB-1016	0.0	U	280.0	MLDR110418003	4/18/2011 4:17:00 PM	CR
PCBs	PCB-1232	0.0	U	280.0	MLDR110418003	4/18/2011 4:17:00 PM	CR
PCBs	PCB-1242	0.0	U	280.0	MLDR110418003	4/18/2011 4:17:00 PM	CR
PCBs	PCB-1248	0.0	U	280.0	MLDR110418003	4/18/2011 4:17:00 PM	CR
PCBs	PCB-1254	0.0	U	280.0	MLDR110418003	4/18/2011 4:17:00 PM	CR
PCBs	PCB-1260	0.0	U	280.0	MLDR110418003	4/18/2011 4:17:00 PM	CR
PCBs	Tetrachloro-m-xylene	120			MLDR110418003	4/18/2011 4:17:00 PM	CR
PCBs	Tetrachloro-m-xylene %R	121			MLDR110418003	4/18/2011 4:17:00 PM	CR

11ML0294 Collection Date 04/17/2011 Sampled By:

Sample Description: **TMD-SO 030/6-7**

Test:	Parameter	Result	Flag	RL	Test Batch Num	Analyzed Date/Time	Analyst
PCBs	Decachlorobiphenyl	77			MLDR110418003	4/18/2011 4:17:00 PM	CR
PCBs	Decachlorobiphenyl %R	77.4			MLDR110418003	4/18/2011 4:17:00 PM	CR
PCBs	PCB-1016	0.0	U	210.0	MLDR110418003	4/18/2011 4:17:00 PM	CR
PCBs	PCB-1232	0.0	U	210.0	MLDR110418003	4/18/2011 4:17:00 PM	CR
PCBs	PCB-1242	0.0	U	210.0	MLDR110418003	4/18/2011 4:17:00 PM	CR
PCBs	PCB-1248	0.0	U	210.0	MLDR110418003	4/18/2011 4:17:00 PM	CR
PCBs	PCB-1254	0.0	U	210.0	MLDR110418003	4/18/2011 4:17:00 PM	CR
PCBs	PCB-1260	0.0	U	210.0	MLDR110418003	4/18/2011 4:17:00 PM	CR
PCBs	Tetrachloro-m-xylene	120			MLDR110418003	4/18/2011 4:17:00 PM	CR
PCBs	Tetrachloro-m-xylene %R	115			MLDR110418003	4/18/2011 4:17:00 PM	CR

11ML0295 Collection Date 04/17/2011 Sampled By:

Sample Description: **TMD-SO 030/6-7 R**

Test:	Parameter	Result	Flag	RL	Test Batch Num	Analyzed Date/Time	Analyst
PCBs	Decachlorobiphenyl	110			MLDR110418003	4/18/2011 4:17:00 PM	CR

11ML0295 Collection Date 04/17/2011 Sampled By:

Sample Description: **TMD-SO 030/6-7 R**

Test:	Parameter	Result	Flag	RL	Test Batch Num	Analyzed Date/Time	Analyst
PCBs	Decachlorobiphenyl %R	113			MLDR110418003	4/18/2011 4:17:00 PM	CR
PCBs	PCB-1016	0.0	U	270.0	MLDR110418003	4/18/2011 4:17:00 PM	CR
PCBs	PCB-1232	0.0	U	270.0	MLDR110418003	4/18/2011 4:17:00 PM	CR
PCBs	PCB-1242	0.0	U	270.0	MLDR110418003	4/18/2011 4:17:00 PM	CR
PCBs	PCB-1248	0.0	U	270.0	MLDR110418003	4/18/2011 4:17:00 PM	CR
PCBs	PCB-1254	0.0	U	270.0	MLDR110418003	4/18/2011 4:17:00 PM	CR
PCBs	PCB-1260	0.0	U	270.0	MLDR110418003	4/18/2011 4:17:00 PM	CR
PCBs	Tetrachloro-m-xylene	160			MLDR110418003	4/18/2011 4:17:00 PM	CR
PCBs	Tetrachloro-m-xylene %R	163	J		MLDR110418003	4/18/2011 4:17:00 PM	CR

11ML0296 Collection Date 04/17/2011 Sampled By:

Sample Description: **TMD-SO 030/10-11**

Test:	Parameter	Result	Flag	RL	Test Batch Num	Analyzed Date/Time	Analyst
PCBs	Decachlorobiphenyl	99			MLDR110418003	4/18/2011 4:17:00 PM	CR
PCBs	Decachlorobiphenyl %R	99.0			MLDR110418003	4/18/2011 4:17:00 PM	CR
PCBs	PCB-1016	0.0	U	290.0	MLDR110418003	4/18/2011 4:17:00 PM	CR
PCBs	PCB-1232	0.0	U	290.0	MLDR110418003	4/18/2011 4:17:00 PM	CR
PCBs	PCB-1242	0.0	U	290.0	MLDR110418003	4/18/2011 4:17:00 PM	CR
PCBs	PCB-1248	1200		290.0	MLDR110418003	4/18/2011 4:17:00 PM	CR
PCBs	PCB-1254	0.0	U	290.0	MLDR110418003	4/18/2011 4:17:00 PM	CR
PCBs	PCB-1260	0.0	U	290.0	MLDR110418003	4/18/2011 4:17:00 PM	CR
PCBs	Tetrachloro-m-xylene	130			MLDR110418003	4/18/2011 4:17:00 PM	CR
PCBs	Tetrachloro-m-xylene %R	127			MLDR110418003	4/18/2011 4:17:00 PM	CR

11ML0297 Collection Date 04/17/2011 Sampled By:

Sample Description: **TMD-SO 030/12.4-13.2**

Test:	Parameter	Result	Flag	RL	Test Batch Num	Analyzed Date/Time	Analyst
PCBs	Decachlorobiphenyl	84			MLDR110418003	4/18/2011 4:17:00 PM	CR
PCBs	Decachlorobiphenyl %R	83.6			MLDR110418003	4/18/2011 4:17:00 PM	CR
PCBs	PCB-1016	0.0	U	310.0	MLDR110418003	4/18/2011 4:17:00 PM	CR
PCBs	PCB-1232	0.0	U	310.0	MLDR110418003	4/18/2011 4:17:00 PM	CR
PCBs	PCB-1242	0.0	U	310.0	MLDR110418003	4/18/2011 4:17:00 PM	CR
PCBs	PCB-1248	0.0	U	310.0	MLDR110418003	4/18/2011 4:17:00 PM	CR
PCBs	PCB-1254	0.0	U	310.0	MLDR110418003	4/18/2011 4:17:00 PM	CR
PCBs	PCB-1260	0.0	U	310.0	MLDR110418003	4/18/2011 4:17:00 PM	CR
PCBs	Tetrachloro-m-xylene	110			MLDR110418003	4/18/2011 4:17:00 PM	CR
PCBs	Tetrachloro-m-xylene %R	113			MLDR110418003	4/18/2011 4:17:00 PM	CR

11ML0298 Collection Date 04/17/2011 Sampled By:

Sample Description: **TMD-SO 031/1-2**

Test:	Parameter	Result	Flag	RL	Test Batch Num	Analyzed Date/Time	Analyst
PCBs	Decachlorobiphenyl	76			MLDR110418003	4/18/2011 4:17:00 PM	CR
PCBs	Decachlorobiphenyl %R	76.1			MLDR110418003	4/18/2011 4:17:00 PM	CR

11ML0298 **Collection Date** 04/17/2011 **Sampled By:**

Sample Description: **TMD-SO 031/1-2**

Test:	Parameter	Result	Flag	RL	Test Batch Num	Analyzed Date/Time	Analyst
PCBs	PCB-1016	0.0	U	270.0	MLDR110418003	4/18/2011 4:17:00 PM	CR
PCBs	PCB-1232	0.0	U	270.0	MLDR110418003	4/18/2011 4:17:00 PM	CR
PCBs	PCB-1242	0.0	U	270.0	MLDR110418003	4/18/2011 4:17:00 PM	CR
PCBs	PCB-1248	360		270.0	MLDR110418003	4/18/2011 4:17:00 PM	CR
PCBs	PCB-1254	0.0	U	270.0	MLDR110418003	4/18/2011 4:17:00 PM	CR
PCBs	PCB-1260	0.0	U	270.0	MLDR110418003	4/18/2011 4:17:00 PM	CR
PCBs	Tetrachloro-m-xylene	120			MLDR110418003	4/18/2011 4:17:00 PM	CR
PCBs	Tetrachloro-m-xylene %R	122			MLDR110418003	4/18/2011 4:17:00 PM	CR

11ML0299 **Collection Date** 04/17/2011 **Sampled By:**

Sample Description: **TMD-SO 031/2-3**

Test:	Parameter	Result	Flag	RL	Test Batch Num	Analyzed Date/Time	Analyst
PCBs	Decachlorobiphenyl	85			MLDR110418003	4/18/2011 4:17:00 PM	CR
PCBs	Decachlorobiphenyl %R	85.3			MLDR110418003	4/18/2011 4:17:00 PM	CR
PCBs	PCB-1016	0.0	U	290.0	MLDR110418003	4/18/2011 4:17:00 PM	CR
PCBs	PCB-1232	0.0	U	290.0	MLDR110418003	4/18/2011 4:17:00 PM	CR
PCBs	PCB-1242	0.0	U	290.0	MLDR110418003	4/18/2011 4:17:00 PM	CR
PCBs	PCB-1248	0.0	U	290.0	MLDR110418003	4/18/2011 4:17:00 PM	CR
PCBs	PCB-1254	0.0	U	290.0	MLDR110418003	4/18/2011 4:17:00 PM	CR
PCBs	PCB-1260	0.0	U	290.0	MLDR110418003	4/18/2011 4:17:00 PM	CR
PCBs	Tetrachloro-m-xylene	120			MLDR110418003	4/18/2011 4:17:00 PM	CR
PCBs	Tetrachloro-m-xylene %R	125			MLDR110418003	4/18/2011 4:17:00 PM	CR

11ML0300 **Collection Date** 04/17/2011 **Sampled By:**

Sample Description: **TMD-SO 031/2-3 R**

Test:	Parameter	Result	Flag	RL	Test Batch Num	Analyzed Date/Time	Analyst
PCBs	Decachlorobiphenyl	100			MLDR110418003	4/18/2011 4:17:00 PM	CR
PCBs	Decachlorobiphenyl %R	104			MLDR110418003	4/18/2011 4:17:00 PM	CR
PCBs	PCB-1016	0.0	U	310.0	MLDR110418003	4/18/2011 4:17:00 PM	CR
PCBs	PCB-1232	0.0	U	310.0	MLDR110418003	4/18/2011 4:17:00 PM	CR
PCBs	PCB-1242	0.0	U	310.0	MLDR110418003	4/18/2011 4:17:00 PM	CR
PCBs	PCB-1248	0.0	U	310.0	MLDR110418003	4/18/2011 4:17:00 PM	CR
PCBs	PCB-1254	0.0	U	310.0	MLDR110418003	4/18/2011 4:17:00 PM	CR
PCBs	PCB-1260	0.0	U	310.0	MLDR110418003	4/18/2011 4:17:00 PM	CR
PCBs	Tetrachloro-m-xylene	160			MLDR110418003	4/18/2011 4:17:00 PM	CR
PCBs	Tetrachloro-m-xylene %R	155	J		MLDR110418003	4/18/2011 4:17:00 PM	CR

11ML0301 **Collection Date** 04/17/2011 **Sampled By:**

Sample Description: **TMD-SO 031/4-5**

Test:	Parameter	Result	Flag	RL	Test Batch Num	Analyzed Date/Time	Analyst
PCBs	Decachlorobiphenyl	87			MLDR110418003	4/18/2011 4:17:00 PM	CR
PCBs	Decachlorobiphenyl %R	86.9			MLDR110418003	4/18/2011 4:17:00 PM	CR
PCBs	PCB-1016	0.0	U	250.0	MLDR110418003	4/18/2011 4:17:00 PM	CR

11ML0301 Collection Date 04/17/2011 Sampled By:

Sample Description: TMD-SO 031/4-5

Test:	Parameter	Result	Flag	RL	Test Batch Num	Analyzed Date/Time	Analyst
PCBs	PCB-1232	0.0	U	250.0	MLDR110418003	4/18/2011 4:17:00 PM	CR
PCBs	PCB-1242	0.0	U	250.0	MLDR110418003	4/18/2011 4:17:00 PM	CR
PCBs	PCB-1248	0.0	U	250.0	MLDR110418003	4/18/2011 4:17:00 PM	CR
PCBs	PCB-1254	0.0	U	250.0	MLDR110418003	4/18/2011 4:17:00 PM	CR
PCBs	PCB 1260	0.0	U	250.0	MLDR110418003	4/18/2011 4:17:00 PM	CR
PCBs	Tetrachloro-m-xylene	140			MLDR110418003	4/18/2011 4:17:00 PM	CR
PCBs	Tetrachloro-m-xylene %R	137			MLDR110418003	4/18/2011 4:17:00 PM	CR

11ML0302 Collection Date 04/17/2011 Sampled By:

Sample Description: TMD-SO 031/5-6

Test:	Parameter	Result	Flag	RL	Test Batch Num	Analyzed Date/Time	Analyst
PCBs	Decachlorobiphenyl	92			MLDR110418003	4/18/2011 4:17:00 PM	CR
PCBs	Decachlorobiphenyl %R	91.5			MLDR110418003	4/18/2011 4:17:00 PM	CR
PCBs	PCB-1016	0.0	U	330.0	MLDR110418003	4/18/2011 4:17:00 PM	CR
PCBs	PCB-1232	0.0	U	330.0	MLDR110418003	4/18/2011 4:17:00 PM	CR
PCBs	PCB-1242	0.0	U	330.0	MLDR110418003	4/18/2011 4:17:00 PM	CR
PCBs	PCB-1248	700		330.0	MLDR110418003	4/18/2011 4:17:00 PM	CR
PCBs	PCB-1254	0.0	U	330.0	MLDR110418003	4/18/2011 4:17:00 PM	CR
PCBs	PCB-1260	0.0	U	330.0	MLDR110418003	4/18/2011 4:17:00 PM	CR
PCBs	Tetrachloro-m-xylene	160			MLDR110418003	4/18/2011 4:17:00 PM	CR
PCBs	Tetrachloro-m-xylene %R	155	J		MLDR110418003	4/18/2011 4:17:00 PM	CR

MLDE110417002B In01 Collection Date 04/17/2011 Sampled By: CR

Sample Description:

Batch Level QC Sample

Test:	Parameter	Result	Flag	RL	Test Batch Num	Analyzed Date/Time	Analyst
Method Blank-PCBs	Decachlorobiphenyl	97			MLDR110418003		CR
Method Blank-PCBs	Decachlorobiphenyl %R	97			MLDR110418003		CR
Method Blank-PCBs	PCB-1016	0.0	U	330.0	MLDR110418003		CR
Method Blank-PCBs	PCB-1232	0.0	U	330.0	MLDR110418003		CR
Method Blank-PCBs	PCB-1242	0.0	U	330.0	MLDR110418003		CR
Method Blank-PCBs	PCB-1248	0.0	U	330.0	MLDR110418003		CR
Method Blank-PCBs	PCB-1254	0.0	U	330.0	MLDR110418003		CR
Method Blank-PCBs	PCB-1260	0.0	U	330.0	MLDR110418003		CR
Method Blank-PCBs	Tetrachloro-m-xylene	130			MLDR110418003		CR
Method Blank-PCBs	Tetrachloro-m-xylene %R	127			MLDR110418003		CR

Approved: 4/18/11
Quality Control Officer

Site Name: 10 Mile Drain
TDF# 5-314-001
Date Issued: 04/18/11
Analysis: PCBs

Author: Christina Rice
Charge# 03037.4.14.02.03.B5BE.000.001
Report Title: StClair 1-11

NARRATIVE

Twenty (20) soil samples were submitted to FASP (Field Analytical Support Program) for PCB analysis. The samples were run without significant complications. The following twenty (20) samples are included in this narrative:

11CT02-32	11CT02-33	11CT02-34	11CT02-35
11CT02-36	11CT02-37	11CT02-38	11CT02-39
11CT02-40	11CT02-41	11CT02-42	11CT02-43
11CT02-44	11CT02-45	11CT02-46	11CT02-47
11CT02-48	11CT02-49	11CT02-50	11CT02-51

PCBs Analysis

Sample Collection and Analysis

The samples were collected between April 16 and 17, 2011 and were analyzed on April 17 and 18, 2011 within the required hold times for PCBs.

Initial and Continuing Calibration

The initial calibration for AR1248 was run on April 17, 2011 and all compounds met the calibration criteria of <30% RSD (relative standard deviation).

The initial calibration for AR1242 was run on April 18, 2011 and all compounds met the calibration criteria of <30% RSD (relative standard deviation).

Sample QC (Method Blanks, Matrix Spikes and Surrogates)

Method blank MLDE110416004Bln01 was found to be free of all target analytes at the stated detection limit.

All surrogate recoveries were within the acceptance limits of 50-150 %R with the exception of tetrachloro-m-xylene, which was high in TMD-SO 025/6-7, TMD-SO 030/6-7 R, TMD-SO 031/2-3 R, and TMD-SO 031/5-6. No action is taken when only one surrogate is out of control.

Samples TMD-SO 025/1-2 and TMD-SO 025/5-6 were run at a 10x dilution. Sample TMD-SO 025/2-3 was run at a 30x dilution.

An experienced analyst reviewed the chromatograms to ensure that no pattern matches for any of

Reviewed By: Lauren Dio Date: 4/18/11

Site Name: 10 Mile Drain
TDF# 5-314-001
Date Issued: 04/18/11
Analysis: PCBs

Author: Christina Rice
Charge# 03037.4.14.02.03.B5BE.000.001
Report Title: StClair 1-11

the standard Aroclors were present.

Flag	Description
J	The reported value is considered estimated due to Quality Control Issues
U	The compound is non-detect at the reported value

Reviewed By: Tamara DO Date: 4/18/11

EPA Region 5 Mobile Lab

Scals in µg/kg

10 Mile Drain Site

St Clair Shores, MI

Report Number: MLSG110417-001
Samples Received: 04/17/2011

11ML0283 **Collection Date** 04/16/2011 **Sampled By:**

Sample Description: **TMD-SO 025/1-2**

Test:	Parameter	Result	Flag	RL	Test Batch Num	Analyzed Date/Time	Analyst
PCBs	Decachlorobiphenyl	92			MLDR110418003	4/18/2011 4:17:00 PM	CR
PCBs	Decachlorobiphenyl %R	92.2			MLDR110418003	4/18/2011 4:17:00 PM	CR
PCBs	PCB-1016	0.0	U	300.0	MLDR110418003	4/18/2011 4:17:00 PM	CR
PCBs	PCB-1232	0.0	U	300.0	MLDR110418003	4/18/2011 4:17:00 PM	CR
PCBs	PCB-1242	0.0	U	300.0	MLDR110418003	4/18/2011 4:17:00 PM	CR
PCBs	PCB-1248	74000		3,000.0	MLDR110418003	4/18/2011 4:17:00 PM	CR
PCBs	PCB-1254	0.0	U	300.0	MLDR110418003	4/18/2011 4:17:00 PM	CR
PCBs	PCB-1260	0.0	U	300.0	MLDR110418003	4/18/2011 4:17:00 PM	CR
PCBs	Tetrachloro-m-xylene	100			MLDR110418003	4/18/2011 4:17:00 PM	CR
PCBs	Tetrachloro-m-xylene %R	100			MLDR110418003	4/18/2011 4:17:00 PM	CR

11ML0284 **Collection Date** 04/16/2011 **Sampled By:**

Sample Description: **TMD-SO 025/2-3**

Test:	Parameter	Result	Flag	RL	Test Batch Num	Analyzed Date/Time	Analyst
PCBs	Decachlorobiphenyl	98			MLDR110418003	4/18/2011 4:17:00 PM	CR
PCBs	Decachlorobiphenyl %R	98.4			MLDR110418003	4/18/2011 4:17:00 PM	CR
PCBs	PCB-1016	0.0	U	310.0	MLDR110418003	4/18/2011 4:17:00 PM	CR
PCBs	PCB-1232	0.0	U	310.0	MLDR110418003	4/18/2011 4:17:00 PM	CR
PCBs	PCB-1242	0.0	U	310.0	MLDR110418003	4/18/2011 4:17:00 PM	CR
PCBs	PCB-1248	250000		9,300.0	MLDR110418003	4/18/2011 4:17:00 PM	CR
PCBs	PCB-1254	0.0	U	310.0	MLDR110418003	4/18/2011 4:17:00 PM	CR
PCBs	PCB-1260	0.0	U	310.0	MLDR110418003	4/18/2011 4:17:00 PM	CR
PCBs	Tetrachloro-m-xylene	100			MLDR110418003	4/18/2011 4:17:00 PM	CR
PCBs	Tetrachloro-m-xylene %R	104			MLDR110418003	4/18/2011 4:17:00 PM	CR

11ML0285 **Collection Date** 04/16/2011 **Sampled By:**

Sample Description: **TMD-SO 025/5-6** [redacted]

Test:	Parameter	Result	Flag	RL	Test Batch Num	Analyzed Date/Time	Analyst
PCBs	Decachlorobiphenyl	100			MLDR110418003	4/18/2011 4:17:00 PM	CR
PCBs	Decachlorobiphenyl %R	101			MLDR110418003	4/18/2011 4:17:00 PM	CR
PCBs	PCB-1016	0.0	U	270.0	MLDR110418003	4/18/2011 4:17:00 PM	CR
PCBs	PCB-1232	0.0	U	270.0	MLDR110418003	4/18/2011 4:17:00 PM	CR
PCBs	PCB-1242	0.0	U	270.0	MLDR110418003	4/18/2011 4:17:00 PM	CR
PCBs	PCB-1248	55000		2,700.0	MLDR110418003	4/18/2011 4:17:00 PM	CR
PCBs	PCB-1254	0.0	U	270.0	MLDR110418003	4/18/2011 4:17:00 PM	CR
PCBs	PCB-1260	0.0	U	270.0	MLDR110418003	4/18/2011 4:17:00 PM	CR
PCBs	Tetrachloro-m-xylene	120			MLDR110418003	4/18/2011 4:17:00 PM	CR
PCBs	Tetrachloro-m-xylene %R	124			MLDR110418003	4/18/2011 4:17:00 PM	CR

[redacted]

EPA Region 5 Mobile Lab

Soils in µg/kg

10 Mile Drain Site

St Clair Shores, MI

Report Number: MLSG110416-002
Samples Received: 04/16/2011

11ML0267 **Collection Date** 04/16/2011 **Sampled By:**

Sample Description: **TMD-SO 026/1-2**

Test:	Parameter	Result	Flag	RL	Test Batch Num	Analyzed Date/Time	Analyst
PCBs	Decachlorobiphenyl	110			MLDR110418002	4/18/2011 11:36:00 AM	CR
PCBs	Decachlorobiphenyl %R	109			MLDR110418002	4/18/2011 11:36:00 AM	CR
PCBs	PCB-1016	0.0	U	320.0	MLDR110418002	4/18/2011 11:36:00 AM	CR
PCBs	PCB-1232	0.0	U	320.0	MLDR110418002	4/18/2011 11:36:00 AM	CR
PCBs	PCB-1242	0.0	U	320.0	MLDR110418002	4/18/2011 11:36:00 AM	CR
PCBs	PCB-1248	190	J	320.0	MLDR110418002	4/18/2011 11:36:00 AM	CR
PCBs	PCB-1254	0.0	U	320.0	MLDR110418002	4/18/2011 11:36:00 AM	CR
PCBs	PCB-1260	0.0	U	320.0	MLDR110418002	4/18/2011 11:36:00 AM	CR
PCBs	Tetrachloro-m-xylene	130			MLDR110418002	4/18/2011 11:36:00 AM	CR
PCBs	Tetrachloro-m-xylene %R	133			MLDR110418002	4/18/2011 11:36:00 AM	CR

11ML0268 **Collection Date** 04/16/2011 **Sampled By:**

Sample Description: **TMD-SO 026/2-3**

Test:	Parameter	Result	Flag	RL	Test Batch Num	Analyzed Date/Time	Analyst
PCBs	Decachlorobiphenyl	100			MLDR110418002	4/18/2011 11:36:00 AM	CR
PCBs	Decachlorobiphenyl %R	103			MLDR110418002	4/18/2011 11:36:00 AM	CR
PCBs	PCB-1016	0.0	U	320.0	MLDR110418002	4/18/2011 11:36:00 AM	CR
PCBs	PCB-1232	0.0	U	320.0	MLDR110418002	4/18/2011 11:36:00 AM	CR
PCBs	PCB-1242	0.0	U	320.0	MLDR110418002	4/18/2011 11:36:00 AM	CR
PCBs	PCB-1248	1200		320.0	MLDR110418002	4/18/2011 11:36:00 AM	CR
PCBs	PCB-1254	0.0	U	320.0	MLDR110418002	4/18/2011 11:36:00 AM	CR
PCBs	PCB-1260	0.0	U	320.0	MLDR110418002	4/18/2011 11:36:00 AM	CR
PCBs	Tetrachloro-m-xylene	130			MLDR110418002	4/18/2011 11:36:00 AM	CR
PCBs	Tetrachloro-m-xylene %R	127			MLDR110418002	4/18/2011 11:36:00 AM	CR

11ML0269 **Collection Date** 04/16/2011 **Sampled By:**

Sample Description: **TMD-SO 026/6-7**

Test:	Parameter	Result	Flag	RL	Test Batch Num	Analyzed Date/Time	Analyst
PCBs	Decachlorobiphenyl	98			MLDR110418002	4/18/2011 11:36:00 AM	CR
PCBs	Decachlorobiphenyl %R	98.2			MLDR110418002	4/18/2011 11:36:00 AM	CR
PCBs	PCB-1016	0.0	U	310.0	MLDR110418002	4/18/2011 11:36:00 AM	CR
PCBs	PCB-1232	0.0	U	310.0	MLDR110418002	4/18/2011 11:36:00 AM	CR
PCBs	PCB-1242	0.0	U	310.0	MLDR110418002	4/18/2011 11:36:00 AM	CR
PCBs	PCB-1248	1200		310.0	MLDR110418002	4/18/2011 11:36:00 AM	CR
PCBs	PCB-1254	0.0	U	310.0	MLDR110418002	4/18/2011 11:36:00 AM	CR
PCBs	PCB-1260	0.0	U	310.0	MLDR110418002	4/18/2011 11:36:00 AM	CR
PCBs	Tetrachloro-m-xylene	130			MLDR110418002	4/18/2011 11:36:00 AM	CR
PCBs	Tetrachloro-m-xylene %R	132			MLDR110418002	4/18/2011 11:36:00 AM	CR

11ML0269 Collection Date 04/16/2011 Sampled By:

Sample Description: **TMD-SO 026/6-7**

Test:	Parameter	Result	Flag	RL	Test Batch Num	Analyzed Date/Time	Analyst
Matrix Spike-PCBs	Decachlorobiphenyl	96			MLDR110418002	4/18/2011 11:37:00 AM	CR
Matrix Spike-PCBs	Decachlorobiphenyl - % Recovery	95.8			MLDR110418002	4/18/2011 11:37:00 AM	CR
Matrix Spike-PCBs	PCB-1016	0.0	U	310.0	MLDR110418002	4/18/2011 11:37:00 AM	CR
Matrix Spike-PCBs	PCB-1232	0.0	U	310.0	MLDR110418002	4/18/2011 11:37:00 AM	CR
Matrix Spike-PCBs	PCB-1242	0.0	U	310.0	MLDR110418002	4/18/2011 11:37:00 AM	CR
Matrix Spike-PCBs	PCB-1248	4000		310.0	MLDR110418002	4/18/2011 11:37:00 AM	CR
Matrix Spike-PCBs	PCB-1248 - % Recovery	92.7			MLDR110418002	4/18/2011 11:37:00 AM	CR
Matrix Spike-PCBs	PCB-1254	0.0	U	310.0	MLDR110418002	4/18/2011 11:37:00 AM	CR
Matrix Spike-PCBs	PCB-1260	0.0	U	310.0	MLDR110418002	4/18/2011 11:37:00 AM	CR
Matrix Spike-PCBs	Tetrachloro-m-xylene	130			MLDR110418002	4/18/2011 11:37:00 AM	CR
Matrix Spike-PCBs	Tetrachloro-m-xylene - % Recovery	126			MLDR110418002	4/18/2011 11:37:00 AM	CR

11ML0270 Collection Date 04/16/2011 Sampled By:

Sample Description: **TMD-SO 026/10-11**

Test:	Parameter	Result	Flag	RL	Test Batch Num	Analyzed Date/Time	Analyst
PCBs	Decachlorobiphenyl	100			MLDR110418002	4/18/2011 11:36:00 AM	CR
PCBs	Decachlorobiphenyl %R	101			MLDR110418002	4/18/2011 11:36:00 AM	CR
PCBs	PCB-1016	0.0	U	300.0	MLDR110418002	4/18/2011 11:36:00 AM	CR
PCBs	PCB-1232	0.0	U	300.0	MLDR110418002	4/18/2011 11:36:00 AM	CR
PCBs	PCB-1242	0.0	U	300.0	MLDR110418002	4/18/2011 11:36:00 AM	CR
PCBs	PCB-1248	300		300.0	MLDR110418002	4/18/2011 11:36:00 AM	CR
PCBs	PCB-1254	0.0	U	300.0	MLDR110418002	4/18/2011 11:36:00 AM	CR
PCBs	PCB-1260	0.0	U	300.0	MLDR110418002	4/18/2011 11:36:00 AM	CR
PCBs	Tetrachloro-m-xylene	130			MLDR110418002	4/18/2011 11:36:00 AM	CR
PCBs	Tetrachloro-m-xylene %R	125			MLDR110418002	4/18/2011 11:36:00 AM	CR

11ML0271 Collection Date 04/16/2011 Sampled By:

Sample Description: **TMD-SO 027/1-2**

Test:	Parameter	Result	Flag	RL	Test Batch Num	Analyzed Date/Time	Analyst
PCBs	Decachlorobiphenyl	97			MLDR110418002	4/18/2011 11:36:00 AM	CR
PCBs	Decachlorobiphenyl %R	97.3			MLDR110418002	4/18/2011 11:36:00 AM	CR
PCBs	PCB-1016	0.0	U	320.0	MLDR110418002	4/18/2011 11:36:00 AM	CR
PCBs	PCB-1232	0.0	U	320.0	MLDR110418002	4/18/2011 11:36:00 AM	CR
PCBs	PCB-1242	0.0	U	320.0	MLDR110418002	4/18/2011 11:36:00 AM	CR
PCBs	PCB-1248	35000		1,600.0	MLDR110418002	4/18/2011 11:36:00 AM	CR
PCBs	PCB-1254	0.0	U	320.0	MLDR110418002	4/18/2011 11:36:00 AM	CR
PCBs	PCB-1260	0.0	U	320.0	MLDR110418002	4/18/2011 11:36:00 AM	CR
PCBs	Tetrachloro-m-xylene	110			MLDR110418002	4/18/2011 11:36:00 AM	CR
PCBs	Tetrachloro-m-xylene %R	108			MLDR110418002	4/18/2011 11:36:00 AM	CR

11ML0272 Collection Date 04/16/2011 Sampled By:

Sample Description: **TMD-SO 027/2-3**

Test:	Parameter	Result	Flag	RL	Test Batch Num	Analyzed Date/Time	Analyst
PCBs	Decachlorobiphenyl	95			MLDR110418002	4/18/2011 11:36:00 AM	CR
PCBs	Decachlorobiphenyl %R	95.3			MLDR110418002	4/18/2011 11:36:00 AM	CR
PCBs	PCB-1016	0.0	U	290.0	MLDR110418002	4/18/2011 11:36:00 AM	CR
PCBs	PCB-1232	0.0	U	290.0	MLDR110418002	4/18/2011 11:36:00 AM	CR
PCBs	PCB-1242	0.0	U	290.0	MLDR110418002	4/18/2011 11:36:00 AM	CR
PCBs	PCB-1248	8200		290.0	MLDR110418002	4/18/2011 11:36:00 AM	CR
PCBs	PCB-1254	0.0	U	290.0	MLDR110418002	4/18/2011 11:36:00 AM	CR
PCBs	PCB-1260	0.0	U	290.0	MLDR110418002	4/18/2011 11:36:00 AM	CR
PCBs	Tetrachloro-m-xylene	120			MLDR110418002	4/18/2011 11:36:00 AM	CR
PCBs	Tetrachloro-m-xylene %R	119			MLDR110418002	4/18/2011 11:36:00 AM	CR

11ML0273 Collection Date 04/16/2011 Sampled By:

Sample Description: **TMD-SO 027/6-7**

Test:	Parameter	Result	Flag	RL	Test Batch Num	Analyzed Date/Time	Analyst
PCBs	Decachlorobiphenyl	89			MLDR110418002	4/18/2011 11:36:00 AM	CR
PCBs	Decachlorobiphenyl %R	89.2			MLDR110418002	4/18/2011 11:36:00 AM	CR
PCBs	PCB-1016	0.0	U	310.0	MLDR110418002	4/18/2011 11:36:00 AM	CR
PCBs	PCB-1232	0.0	U	310.0	MLDR110418002	4/18/2011 11:36:00 AM	CR
PCBs	PCB-1242	0.0	U	310.0	MLDR110418002	4/18/2011 11:36:00 AM	CR
PCBs	PCB-1248	0.0	U	310.0	MLDR110418002	4/18/2011 11:36:00 AM	CR
PCBs	PCB-1254	0.0	U	310.0	MLDR110418002	4/18/2011 11:36:00 AM	CR
PCBs	PCB-1260	0.0	U	310.0	MLDR110418002	4/18/2011 11:36:00 AM	CR
PCBs	Tetrachloro-m-xylene	130			MLDR110418002	4/18/2011 11:36:00 AM	CR
PCBs	Tetrachloro-m-xylene %R	126			MLDR110418002	4/18/2011 11:36:00 AM	CR

11ML0274 Collection Date 04/16/2011 Sampled By:

Sample Description: **TMD-SO 027/10-11**

Test:	Parameter	Result	Flag	RL	Test Batch Num	Analyzed Date/Time	Analyst
PCBs	Decachlorobiphenyl	79			MLDR110418002	4/18/2011 11:36:00 AM	CR
PCBs	Decachlorobiphenyl %R	79.2			MLDR110418002	4/18/2011 11:36:00 AM	CR
PCBs	PCB-1016	0.0	U	300.0	MLDR110418002	4/18/2011 11:36:00 AM	CR
PCBs	PCB-1232	0.0	U	300.0	MLDR110418002	4/18/2011 11:36:00 AM	CR
PCBs	PCB-1242	0.0	U	300.0	MLDR110418002	4/18/2011 11:36:00 AM	CR
PCBs	PCB-1248	63000		3,000.0	MLDR110418002	4/18/2011 11:36:00 AM	CR
PCBs	PCB-1254	0.0	U	300.0	MLDR110418002	4/18/2011 11:36:00 AM	CR
PCBs	PCB-1260	0.0	U	300.0	MLDR110418002	4/18/2011 11:36:00 AM	CR
PCBs	Tetrachloro-m-xylene	110			MLDR110418002	4/18/2011 11:36:00 AM	CR
PCBs	Tetrachloro-m-xylene %R	105			MLDR110418002	4/18/2011 11:36:00 AM	CR

11ML0275 Collection Date 04/16/2011 Sampled By:

Sample Description: **TMD-SO 027/10-11 R**

Test:	Parameter	Result	Flag	RL	Test Batch Num	Analyzed Date/Time	Analyst
PCBs	Decachlorobiphenyl	92			MLDR110418002	4/18/2011 11:36:00 AM	CR

11ML0275 Collection Date 04/16/2011 Sampled By:

Sample Description: **TMD-SO 027/10-11 R**

Test:	Parameter	Result	Flag	RL	Test Batch Num	Analyzed Date/Time	Analyst
PCBs	Decachlorobiphenyl %R	91.6			MLDR110418002	4/18/2011 11:36:00 AM	CR
PCBs	PCB-1016	0.0	U	270.0	MLDR110418002	4/18/2011 11:36:00 AM	CR
PCBs	PCB-1232	0.0	U	270.0	MLDR110418002	4/18/2011 11:36:00 AM	CR
PCBs	PCB-1242	0.0	U	270.0	MLDR110418002	4/18/2011 11:36:00 AM	CR
PCBs	PCB-1248	65000		2,700.0	MLDR110418002	4/18/2011 11:36:00 AM	LED
PCBs	PCB-1254	0.0	U	270.0	MLDR110418002	4/18/2011 11:36:00 AM	CR
PCBs	PCB-1260	0.0	U	270.0	MLDR110418002	4/18/2011 11:36:00 AM	CR
PCBs	Tetrachloro-m-xylene	110			MLDR110418002	4/18/2011 11:36:00 AM	CR
PCBs	Tetrachloro-m-xylene %R	106			MLDR110418002	4/18/2011 11:36:00 AM	CR

11ML0276 Collection Date 04/16/2011 Sampled By:

Sample Description: **TMD-SO 027/12-13**

Test:	Parameter	Result	Flag	RL	Test Batch Num	Analyzed Date/Time	Analyst
PCBs	Decachlorobiphenyl	93			MLDR110418002	4/18/2011 11:36:00 AM	CR
PCBs	Decachlorobiphenyl %R	92.8			MLDR110418002	4/18/2011 11:36:00 AM	CR
PCBs	PCB-1016	0.0	U	280.0	MLDR110418002	4/18/2011 11:36:00 AM	CR
PCBs	PCB-1232	0.0	U	280.0	MLDR110418002	4/18/2011 11:36:00 AM	CR
PCBs	PCB-1242	0.0	U	280.0	MLDR110418002	4/18/2011 11:36:00 AM	CR
PCBs	PCB-1248	7700		280.0	MLDR110418002	4/18/2011 11:36:00 AM	CR
PCBs	PCB-1254	0.0	U	280.0	MLDR110418002	4/18/2011 11:36:00 AM	CR
PCBs	PCB-1260	0.0	U	280.0	MLDR110418002	4/18/2011 11:36:00 AM	CR
PCBs	Tetrachloro-m-xylene	110			MLDR110418002	4/18/2011 11:36:00 AM	CR
PCBs	Tetrachloro-m-xylene %R	111			MLDR110418002	4/18/2011 11:36:00 AM	CR

11ML0277 Collection Date 04/16/2011 Sampled By:

Sample Description: **TMD-SO 028/1-2**

Test:	Parameter	Result	Flag	RL	Test Batch Num	Analyzed Date/Time	Analyst
PCBs	Decachlorobiphenyl	89			MLDR110418002	4/18/2011 11:36:00 AM	CR
PCBs	Decachlorobiphenyl %R	88.5			MLDR110418002	4/18/2011 11:36:00 AM	CR
PCBs	PCB-1016	0.0	U	270.0	MLDR110418002	4/18/2011 11:36:00 AM	CR
PCBs	PCB-1232	0.0	U	270.0	MLDR110418002	4/18/2011 11:36:00 AM	CR
PCBs	PCB-1242	0.0	U	270.0	MLDR110418002	4/18/2011 11:36:00 AM	CR
PCBs	PCB-1248	9300		270.0	MLDR110418002	4/18/2011 11:36:00 AM	CR
PCBs	PCB-1254	0.0	U	270.0	MLDR110418002	4/18/2011 11:36:00 AM	CR
PCBs	PCB-1260	0.0	U	270.0	MLDR110418002	4/18/2011 11:36:00 AM	CR
PCBs	Tetrachloro-m-xylene	120			MLDR110418002	4/18/2011 11:36:00 AM	CR
PCBs	Tetrachloro-m-xylene %R	120			MLDR110418002	4/18/2011 11:36:00 AM	CR

11ML0278 Collection Date 04/16/2011 Sampled By:

Sample Description: **TMD-SO 028/2-3**

Test:	Parameter	Result	Flag	RL	Test Batch Num	Analyzed Date/Time	Analyst
PCBs	Decachlorobiphenyl	98			MLDR110418002	4/18/2011 11:36:00 AM	CR
PCBs	Decachlorobiphenyl %R	98.1			MLDR110418002	4/18/2011 11:36:00 AM	CR

11ML0278 Collection Date 04/16/2011 Sampled By:

Sample Description: **TMD-SO 028/2-3**

Test:	Parameter	Result	Flag	RL	Test Batch Num	Analyzed Date/Time	Analyst
PCBs	PCB-1016	0.0	U	290.0	MLDR110418002	4/18/2011 11:36:00 AM	CR
PCBs	PCB-1232	0.0	U	290.0	MLDR110418002	4/18/2011 11:36:00 AM	CR
PCBs	PCB-1242	0.0	U	290.0	MLDR110418002	4/18/2011 11:36:00 AM	CR
PCBs	PCB-1248	270	J	290.0	MLDR110418002	4/18/2011 11:36:00 AM	CR
PCBs	PCB-1254	0.0	U	290.0	MLDR110418002	4/18/2011 11:36:00 AM	CR
PCBs	PCB-1260	0.0	U	290.0	MLDR110418002	4/18/2011 11:36:00 AM	CR
PCBs	Tetrachloro-m-xylene	130			MLDR110418002	4/18/2011 11:36:00 AM	CR
PCBs	Tetrachloro-m-xylene %R	126			MLDR110418002	4/18/2011 11:36:00 AM	CR

11ML0279 Collection Date 04/16/2011 Sampled By:

Sample Description: **TMD-SO 028/6-7**

Test:	Parameter	Result	Flag	RL	Test Batch Num	Analyzed Date/Time	Analyst
PCBs	Decachlorobiphenyl	91			MLDR110418002	4/18/2011 11:36:00 AM	CR
PCBs	Decachlorobiphenyl %R	91.0			MLDR110418002	4/18/2011 11:36:00 AM	CR
PCBs	PCB-1016	0.0	U	290.0	MLDR110418002	4/18/2011 11:36:00 AM	CR
PCBs	PCB-1232	0.0	U	290.0	MLDR110418002	4/18/2011 11:36:00 AM	CR
PCBs	PCB-1242	0.0	U	290.0	MLDR110418002	4/18/2011 11:36:00 AM	CR
PCBs	PCB-1248	0.0	U	290.0	MLDR110418002	4/18/2011 11:36:00 AM	CR
PCBs	PCB-1254	0.0	U	290.0	MLDR110418002	4/18/2011 11:36:00 AM	CR
PCBs	PCB-1260	0.0	U	290.0	MLDR110418002	4/18/2011 11:36:00 AM	CR
PCBs	Tetrachloro-m-xylene	120			MLDR110418002	4/18/2011 11:36:00 AM	CR
PCBs	Tetrachloro-m-xylene %R	125			MLDR110418002	4/18/2011 11:36:00 AM	CR

11ML0280 Collection Date 04/16/2011 Sampled By:

Sample Description: **TMD-SO 028/10-11**

Test:	Parameter	Result	Flag	RL	Test Batch Num	Analyzed Date/Time	Analyst
PCBs	Decachlorobiphenyl	99			MLDR110418002	4/18/2011 11:36:00 AM	CR
PCBs	Decachlorobiphenyl %R	99.5			MLDR110418002	4/18/2011 11:36:00 AM	CR
PCBs	PCB-1016	0.0	U	260.0	MLDR110418002	4/18/2011 11:36:00 AM	CR
PCBs	PCB-1232	0.0	U	260.0	MLDR110418002	4/18/2011 11:36:00 AM	CR
PCBs	PCB-1242	0.0	U	260.0	MLDR110418002	4/18/2011 11:36:00 AM	CR
PCBs	PCB-1248	260	J	260.0	MLDR110418002	4/18/2011 11:36:00 AM	CR
PCBs	PCB-1254	0.0	U	260.0	MLDR110418002	4/18/2011 11:36:00 AM	CR
PCBs	PCB-1260	0.0	U	260.0	MLDR110418002	4/18/2011 11:36:00 AM	CR
PCBs	Tetrachloro-m-xylene	120			MLDR110418002	4/18/2011 11:36:00 AM	CR
PCBs	Tetrachloro-m-xylene %R	118			MLDR110418002	4/18/2011 11:36:00 AM	CR

11ML0281 Collection Date 04/16/2011 Sampled By:

Sample Description: **TMD-SO 028/10-11 R**

Test:	Parameter	Result	Flag	RL	Test Batch Num	Analyzed Date/Time	Analyst
PCBs	Decachlorobiphenyl	89			MLDR110418002	4/18/2011 11:36:00 AM	CR
PCBs	Decachlorobiphenyl %R	89.3			MLDR110418002	4/18/2011 11:36:00 AM	CR
PCBs	PCB-1016	0.0	U	260.0	MLDR110418002	4/18/2011 11:36:00 AM	CR

11ML0281 **Collection Date** 04/16/2011 **Sampled By:**

Sample Description: **TMD-SO 028/10-11** R

Test:	Parameter	Result	Flag	RL	Test Batch Num	Analyzed Date/Time	Analyst
PCBs	PCB-1232	0.0	U	260.0	MLDR110418002	4/18/2011 11:36:00 AM	CR
PCBs	PCB-1242	0.0	U	260.0	MLDR110418002	4/18/2011 11:36:00 AM	CR
PCBs	PCB-1248	0.0	U	260.0	MLDR110418002	4/18/2011 11:36:00 AM	CR
PCBs	PCB-1254	0.0	U	260.0	MLDR110418002	4/18/2011 11:36:00 AM	CR
PCBs	PCB-1260	0.0	U	260.0	MLDR110418002	4/18/2011 11:36:00 AM	CR
PCBs	Tetrachloro-m-xylene	120			MLDR110418002	4/18/2011 11:36:00 AM	CR
PCBs	Tetrachloro-m-xylene %R	120			MLDR110418002	4/18/2011 11:36:00 AM	CR

11ML0282 **Collection Date** 04/16/2011 **Sampled By:**

Sample Description: **TMD-SO 028/11-12**

Test:	Parameter	Result	Flag	RL	Test Batch Num	Analyzed Date/Time	Analyst
PCBs	Decachlorobiphenyl	89			MLDR110418002	4/18/2011 11:36:00 AM	CR
PCBs	Decachlorobiphenyl %R	88.8			MLDR110418002	4/18/2011 11:36:00 AM	CR
PCBs	PCB-1016	0.0	U	300.0	MLDR110418002	4/18/2011 11:36:00 AM	CR
PCBs	PCB-1232	0.0	U	300.0	MLDR110418002	4/18/2011 11:36:00 AM	CR
PCBs	PCB-1242	0.0	U	300.0	MLDR110418002	4/18/2011 11:36:00 AM	CR
PCBs	PCB-1248	0.0	U	300.0	MLDR110418002	4/18/2011 11:36:00 AM	CR
PCBs	PCB-1254	0.0	U	300.0	MLDR110418002	4/18/2011 11:36:00 AM	CR
PCBs	PCB-1260	0.0	U	300.0	MLDR110418002	4/18/2011 11:36:00 AM	CR
PCBs	Tetrachloro-m-xylene	130			MLDR110418002	4/18/2011 11:36:00 AM	CR
PCBs	Tetrachloro-m-xylene %R	128			MLDR110418002	4/18/2011 11:36:00 AM	CR

MLDE110416004B In01 **Collection Date** 04/16/2011 **Sampled By:** CR

Sample Description:

Batch Level QC Sample

Test:	Parameter	Result	Flag	RL	Test Batch Num	Analyzed Date/Time	Analyst
Method Blank-PCBs	Decachlorobiphenyl	110			MLDR110418002		CR
Method Blank-PCBs	Decachlorobiphenyl %R	110			MLDR110418002		CR
Method Blank-PCBs	PCB-1016	0.0	U	320.0	MLDR110418002		CR
Method Blank-PCBs	PCB-1232	0.0	U	320.0	MLDR110418002		CR
Method Blank-PCBs	PCB-1242	0.0	U	320.0	MLDR110418002		CR
Method Blank-PCBs	PCB-1248	0.0	U	320.0	MLDR110418002		CR
Method Blank-PCBs	PCB-1254	0.0	U	320.0	MLDR110418002		CR
Method Blank-PCBs	PCB-1260	0.0	U	320.0	MLDR110418002		CR
Method Blank-PCBs	Tetrachloro-m-xylene	140			MLDR110418002		CR
Method Blank-PCBs	Tetrachloro-m-xylene %R	139			MLDR110418002		CR

Approved: [signature] QCO 4/18/11
Quality Control Officer

Site Name: 10 Mile Drain
TDF# 5-314-001
Date Issued: 04/19/11
Analysis: PCBs

Author: Christina Rice
Charge# 03037.4.14.02.03.B5BE.000.001
Report Title: StClair 1-12

NARRATIVE

Twelve (12) soil samples were submitted to FASP (Field Analytical Support Program) for PCB analysis. The samples were run without significant complications. The following twelve (12) samples are included in this narrative:

11CT02-52	11CT02-53	11CT02-54	11CT02-55
11CT02-56	11CT02-57	11CT02-58	11CT02-59
11CT02-60	11CT02-61	11CT02-62	11CT02-63

PCBs Analysis

Sample Collection and Analysis

The samples were collected on April 17, 2011 and were analyzed on April 18, 2011 within the required hold times for PCBs.

Initial and Continuing Calibration

The initial calibration for AR1248 was run on April 18, 2011 and all compounds met the calibration criteria of <30% RSD (relative standard deviation).

Sample QC (Method Blanks, Matrix Spikes and Surrogates)

Method blank MLDE110418001Bln01 was found to be free of all target analytes at the stated detection limit.

All surrogate recoveries were within the acceptance limits of 50-150 %R.

Sample TMD-SO 032/2-3 was utilized as the matrix spike in this sample delivery group. The percent recoveries of all spiked compounds were within acceptance criteria of 50-150 %R (percent recovery).

An experienced analyst reviewed the chromatograms to ensure that no pattern matches for any of the standard Aroclors were present.

Flag	Description
J	The reported value is considered estimated due to Quality Control Issues
U	The compound is non-detect at the reported value

Reviewed By: Tauren Do Date: 4/19/11

EPA Region 5 Mobile Lab

10 Mile Drain Site

St Clair Shores, MI

Report Number: MLSG110417-002
Samples Received: 04/17/2011

11ML0303 **Collection Date** 04/17/2011 **Sampled By:**

Sample Description: **TMD-SO 032/1-2**

Test:	Parameter	Result	Flag	RL	Test Batch Num	Analyzed Date/Time	Analyst
PCBs	Decachlorobiphenyl	81			MLDR110419001	4/19/2011 9:37:00 AM	CR
PCBs	Decachlorobiphenyl %R	80.6			MLDR110419001	4/19/2011 9:37:00 AM	CR
PCBs	PCB-1016	0.0	U	290.0	MLDR110419001	4/19/2011 9:37:00 AM	CR
PCBs	PCB-1232	0.0	U	290.0	MLDR110419001	4/19/2011 9:37:00 AM	CR
PCBs	PCB-1242	0.0	U	290.0	MLDR110419001	4/19/2011 9:37:00 AM	CR
PCBs	PCB-1248	2000		290.0	MLDR110419001	4/19/2011 9:37:00 AM	CR
PCBs	PCB-1254	0.0	U	290.0	MLDR110419001	4/19/2011 9:37:00 AM	CR
PCBs	PCB-1260	0.0	U	290.0	MLDR110419001	4/19/2011 9:37:00 AM	CR
PCBs	Tetrachloro-m-xylene	84			MLDR110419001	4/19/2011 9:37:00 AM	CR
PCBs	Tetrachloro-m-xylene %R	84.2			MLDR110419001	4/19/2011 9:37:00 AM	CR

11ML0304 **Collection Date** 04/17/2011 **Sampled By:**

Sample Description: **TMD-SO 032/2-3**

Test:	Parameter	Result	Flag	RL	Test Batch Num	Analyzed Date/Time	Analyst
PCBs	Decachlorobiphenyl	76			MLDR110419001	4/19/2011 9:37:00 AM	CR
PCBs	Decachlorobiphenyl %R	76.1			MLDR110419001	4/19/2011 9:37:00 AM	CR
PCBs	PCB-1016	0.0	U	250.0	MLDR110419001	4/19/2011 9:37:00 AM	CR
PCBs	PCB-1232	0.0	U	250.0	MLDR110419001	4/19/2011 9:37:00 AM	CR
PCBs	PCB-1242	0.0	U	250.0	MLDR110419001	4/19/2011 9:37:00 AM	CR
PCBs	PCB-1248	0.0	U	250.0	MLDR110419001	4/19/2011 9:37:00 AM	CR
PCBs	PCB-1254	0.0	U	250.0	MLDR110419001	4/19/2011 9:37:00 AM	CR
PCBs	PCB-1260	0.0	U	250.0	MLDR110419001	4/19/2011 9:37:00 AM	CR
PCBs	Tetrachloro-m-xylene	84			MLDR110419001	4/19/2011 9:37:00 AM	CR
PCBs	Tetrachloro-m-xylene %R	83.8			MLDR110419001	4/19/2011 9:37:00 AM	CR

Test:	Parameter	Result	Flag	RL	Test Batch Num	Analyzed Date/Time	Analyst
Matrix Spike-PCBs	Decachlorobiphenyl	77			MLDR110419001	4/19/2011 9:38:00 AM	CR
Matrix Spike-PCBs	Decachlorobiphenyl - % Recovery	77.5			MLDR110419001	4/19/2011 9:38:00 AM	CR
Matrix Spike-PCBs	PCB-1016	0.0	U	250.0	MLDR110419001	4/19/2011 9:38:00 AM	CR
Matrix Spike-PCBs	PCB-1232	0.0	U	250.0	MLDR110419001	4/19/2011 9:38:00 AM	CR
Matrix Spike-PCBs	PCB-1242	0.0	U	250.0	MLDR110419001	4/19/2011 9:38:00 AM	CR
Matrix Spike-PCBs	PCB-1248	2100		250.0	MLDR110419001	4/19/2011 9:38:00 AM	CR
Matrix Spike-PCBs	PCB-1248 - % Recovery	210			MLDR110419001	4/19/2011 9:38:00 AM	CR
Matrix Spike-PCBs	PCB-1254	0.0	U	250.0	MLDR110419001	4/19/2011 9:38:00 AM	CR
Matrix Spike-PCBs	PCB-1260	0.0	U	250.0	MLDR110419001	4/19/2011 9:38:00 AM	CR
Matrix Spike-PCBs	Tetrachloro-m-xylene	86			MLDR110419001	4/19/2011 9:38:00 AM	CR
Matrix Spike-PCBs	Tetrachloro-m-xylene - % Recovery	85.6			MLDR110419001	4/19/2011 9:38:00 AM	CR

11ML0305 Collection Date 04/17/2011 Sampled By:

Sample Description: **TMD-SO 032/5-6**

Test:	Parameter	Result	Flag	RL	Test Batch Num	Analyzed Date/Time	Analyst
PCBs	Decachlorobiphenyl	72			MLDR110419001	4/19/2011 9:37:00 AM	CR
PCBs	Decachlorobiphenyl %R	71.6			MLDR110419001	4/19/2011 9:37:00 AM	CR
PCBs	PCB-1016	0.0	U	270.0	MLDR110419001	4/19/2011 9:37:00 AM	CR
PCBs	PCB-1232	0.0	U	270.0	MLDR110419001	4/19/2011 9:37:00 AM	CR
PCBs	PCB-1242	0.0	U	270.0	MLDR110419001	4/19/2011 9:37:00 AM	CR
PCBs	PCB-1248	0.0	U	270.0	MLDR110419001	4/19/2011 9:37:00 AM	CR
PCBs	PCB-1254	0.0	U	270.0	MLDR110419001	4/19/2011 9:37:00 AM	CR
PCBs	PCB-1260	0.0	U	270.0	MLDR110419001	4/19/2011 9:37:00 AM	CR
PCBs	Tetrachloro-m-xylene	80			MLDR110419001	4/19/2011 9:37:00 AM	CR
PCBs	Tetrachloro-m-xylene %R	79.8			MLDR110419001	4/19/2011 9:37:00 AM	CR

11ML0306 Collection Date 04/17/2011 Sampled By:

Sample Description: **TMD-SO 032/6-7**

Test:	Parameter	Result	Flag	RL	Test Batch Num	Analyzed Date/Time	Analyst
PCBs	Decachlorobiphenyl	55			MLDR110419001	4/19/2011 9:37:00 AM	CR
PCBs	Decachlorobiphenyl %R	55.3			MLDR110419001	4/19/2011 9:37:00 AM	CR
PCBs	PCB-1016	0.0	U	210.0	MLDR110419001	4/19/2011 9:37:00 AM	CR
PCBs	PCB-1232	0.0	U	210.0	MLDR110419001	4/19/2011 9:37:00 AM	CR
PCBs	PCB-1242	0.0	U	210.0	MLDR110419001	4/19/2011 9:37:00 AM	CR
PCBs	PCB-1248	0.0	U	210.0	MLDR110419001	4/19/2011 9:37:00 AM	CR
PCBs	PCB-1254	0.0	U	210.0	MLDR110419001	4/19/2011 9:37:00 AM	CR
PCBs	PCB-1260	0.0	U	210.0	MLDR110419001	4/19/2011 9:37:00 AM	CR
PCBs	Tetrachloro-m-xylene	74			MLDR110419001	4/19/2011 9:37:00 AM	CR
PCBs	Tetrachloro-m-xylene %R	73.7			MLDR110419001	4/19/2011 9:37:00 AM	CR

11ML0307 Collection Date 04/17/2011 Sampled By:

Sample Description: **TMD-SO 032/11.6-12.6**

Test:	Parameter	Result	Flag	RL	Test Batch Num	Analyzed Date/Time	Analyst
PCBs	Decachlorobiphenyl	65			MLDR110419001	4/19/2011 9:37:00 AM	CR
PCBs	Decachlorobiphenyl %R	65.3			MLDR110419001	4/19/2011 9:37:00 AM	CR
PCBs	PCB-1016	0.0	U	310.0	MLDR110419001	4/19/2011 9:37:00 AM	CR
PCBs	PCB-1232	0.0	U	310.0	MLDR110419001	4/19/2011 9:37:00 AM	CR
PCBs	PCB-1242	0.0	U	310.0	MLDR110419001	4/19/2011 9:37:00 AM	CR
PCBs	PCB-1248	0.0	U	310.0	MLDR110419001	4/19/2011 9:37:00 AM	CR
PCBs	PCB-1254	0.0	U	310.0	MLDR110419001	4/19/2011 9:37:00 AM	CR
PCBs	PCB-1260	0.0	U	310.0	MLDR110419001	4/19/2011 9:37:00 AM	CR
PCBs	Tetrachloro-m-xylene	71			MLDR110419001	4/19/2011 9:37:00 AM	CR
PCBs	Tetrachloro-m-xylene %R	71.3			MLDR110419001	4/19/2011 9:37:00 AM	CR

11ML0308 Collection Date 04/17/2011 Sampled By:

Sample Description: **TMD-SO 033/1-2**

Soils in ug/Kg

Test:	Parameter	Result	Flag	RL	Test Batch Num	Analyzed Date/Time	Analyst
PCBs	Decachlorobiphenyl	73			MLDR110419001	4/19/2011 9:37:00 AM	CR
PCBs	Decachlorobiphenyl %R	72.5			MLDR110419001	4/19/2011 9:37:00 AM	CR
PCBs	PCB-1016	0.0	U	260.0	MLDR110419001	4/19/2011 9:37:00 AM	CR
PCBs	PCB-1232	0.0	U	260.0	MLDR110419001	4/19/2011 9:37:00 AM	CR
PCBs	PCB-1242	0.0	U	260.0	MLDR110419001	4/19/2011 9:37:00 AM	CR
PCBs	PCB-1248	1200		260.0	MLDR110419001	4/19/2011 9:37:00 AM	CR
PCBs	PCB-1254	0.0	U	260.0	MLDR110419001	4/19/2011 9:37:00 AM	CR
PCBs	PCB-1260	0.0	U	260.0	MLDR110419001	4/19/2011 9:37:00 AM	CR
PCBs	Tetrachloro-m-xylene	83			MLDR110419001	4/19/2011 9:37:00 AM	CR
PCBs	Tetrachloro-m-xylene %R	83.2			MLDR110419001	4/19/2011 9:37:00 AM	CR

11ML0309 Collection Date 04/17/2011 Sampled By:

Sample Description: **TMD-SO 033/2-3**

Soil in ug/Kg

Test:	Parameter	Result	Flag	RL	Test Batch Num	Analyzed Date/Time	Analyst
PCBs	Decachlorobiphenyl	74			MLDR110419001	4/19/2011 9:37:00 AM	CR
PCBs	Decachlorobiphenyl %R	74.4			MLDR110419001	4/19/2011 9:37:00 AM	CR
PCBs	PCB-1016	0.0	U	250.0	MLDR110419001	4/19/2011 9:37:00 AM	CR
PCBs	PCB-1232	0.0	U	250.0	MLDR110419001	4/19/2011 9:37:00 AM	CR
PCBs	PCB-1242	0.0	U	250.0	MLDR110419001	4/19/2011 9:37:00 AM	CR
PCBs	PCB-1248	0.0	U	250.0	MLDR110419001	4/19/2011 9:37:00 AM	CR
PCBs	PCB-1254	0.0	U	250.0	MLDR110419001	4/19/2011 9:37:00 AM	CR
PCBs	PCB-1260	0.0	U	250.0	MLDR110419001	4/19/2011 9:37:00 AM	CR
PCBs	Tetrachloro-m-xylene	88			MLDR110419001	4/19/2011 9:37:00 AM	CR
PCBs	Tetrachloro-m-xylene %R	88.0			MLDR110419001	4/19/2011 9:37:00 AM	CR

11ML0310 Collection Date 04/17/2011 Sampled By:

Sample Description: **TMD-SO 033/2-3 R**

Soil in ug/Kg

Test:	Parameter	Result	Flag	RL	Test Batch Num	Analyzed Date/Time	Analyst
PCBs	Decachlorobiphenyl	79			MLDR110419001	4/19/2011 9:37:00 AM	CR
PCBs	Decachlorobiphenyl %R	79.0			MLDR110419001	4/19/2011 9:37:00 AM	CR
PCBs	PCB-1016	0.0	U	300.0	MLDR110419001	4/19/2011 9:37:00 AM	CR
PCBs	PCB-1232	0.0	U	300.0	MLDR110419001	4/19/2011 9:37:00 AM	CR
PCBs	PCB-1242	0.0	U	300.0	MLDR110419001	4/19/2011 9:37:00 AM	CR
PCBs	PCB-1248	0.0	U	300.0	MLDR110419001	4/19/2011 9:37:00 AM	CR
PCBs	PCB-1254	0.0	U	300.0	MLDR110419001	4/19/2011 9:37:00 AM	CR
PCBs	PCB-1260	0.0	U	300.0	MLDR110419001	4/19/2011 9:37:00 AM	CR
PCBs	Tetrachloro-m-xylene	94			MLDR110419001	4/19/2011 9:37:00 AM	CR
PCBs	Tetrachloro-m-xylene %R	93.6			MLDR110419001	4/19/2011 9:37:00 AM	CR

11ML0311 Collection Date 04/17/2011 Sampled By:

Sample Description: **TMD-SO 033/5-6**

Soil in ug/Kg

Test:	Parameter	Result	Flag	RL	Test Batch Num	Analyzed Date/Time	Analyst
PCBs	Decachlorobiphenyl	72			MLDR110419001	4/19/2011 9:37:00 AM	CR

11ML0311 Collection Date 04/17/2011 Sampled By:

Sample Description: **TMD-SO 033/5-6**

Soil in ug/Kg

Test:	Parameter	Result	Flag	RL	Test Batch Num	Analyzed Date/Time	Analyst
PCBs	Decachlorobiphenyl %R	72.1			MLDR110419001	4/19/2011 9:37:00 AM	CR
PCBs	PCB-1016	0.0	U	260.0	MLDR110419001	4/19/2011 9:37:00 AM	CR
PCBs	PCB-1232	0.0	U	260.0	MLDR110419001	4/19/2011 9:37:00 AM	CR
PCBs	PCB-1242	0.0	U	260.0	MLDR110419001	4/19/2011 9:37:00 AM	CR
PCBs	PCB-1248	0.0	U	260.0	MLDR110419001	4/19/2011 9:37:00 AM	CR
PCBs	PCB-1254	0.0	U	260.0	MLDR110419001	4/19/2011 9:37:00 AM	CR
PCBs	PCB-1260	0.0	U	260.0	MLDR110419001	4/19/2011 9:37:00 AM	CR
PCBs	Tetrachloro-m-xylene	88			MLDR110419001	4/19/2011 9:37:00 AM	CR
PCBs	Tetrachloro-m-xylene %R	87.5			MLDR110419001	4/19/2011 9:37:00 AM	CR

11ML0312 Collection Date 04/17/2011 Sampled By:

Sample Description: **TMD-SO 033/6-7**

Soil in ug/Kg

Test:	Parameter	Result	Flag	RL	Test Batch Num	Analyzed Date/Time	Analyst
PCBs	Decachlorobiphenyl	55			MLDR110419001	4/19/2011 9:37:00 AM	CR
PCBs	Decachlorobiphenyl %R	54.9			MLDR110419001	4/19/2011 9:37:00 AM	CR
PCBs	PCB-1016	0.0	U	310.0	MLDR110419001	4/19/2011 9:37:00 AM	CR
PCBs	PCB-1232	0.0	U	310.0	MLDR110419001	4/19/2011 9:37:00 AM	CR
PCBs	PCB-1242	0.0	U	310.0	MLDR110419001	4/19/2011 9:37:00 AM	CR
PCBs	PCB-1248	0.0	U	310.0	MLDR110419001	4/19/2011 9:37:00 AM	CR
PCBs	PCB-1254	0.0	U	310.0	MLDR110419001	4/19/2011 9:37:00 AM	CR
PCBs	PCB-1260	0.0	U	310.0	MLDR110419001	4/19/2011 9:37:00 AM	CR
PCBs	Tetrachloro-m-xylene	67			MLDR110419001	4/19/2011 9:37:00 AM	CR
PCBs	Tetrachloro-m-xylene %R	67.3			MLDR110419001	4/19/2011 9:37:00 AM	CR

11ML0313 Collection Date 04/17/2011 Sampled By:

Sample Description: **TMD-SO 034/1-2**

Soil in ug/Kg

Test:	Parameter	Result	Flag	RL	Test Batch Num	Analyzed Date/Time	Analyst
PCBs	Decachlorobiphenyl	60			MLDR110419001	4/19/2011 9:37:00 AM	CR
PCBs	Decachlorobiphenyl %R	60.2			MLDR110419001	4/19/2011 9:37:00 AM	CR
PCBs	PCB-1016	0.0	U	230.0	MLDR110419001	4/19/2011 9:37:00 AM	CR
PCBs	PCB-1232	0.0	U	230.0	MLDR110419001	4/19/2011 9:37:00 AM	CR
PCBs	PCB-1242	0.0	U	230.0	MLDR110419001	4/19/2011 9:37:00 AM	CR
PCBs	PCB-1248	220	J	230.0	MLDR110419001	4/19/2011 9:37:00 AM	CR
PCBs	PCB-1254	0.0	U	230.0	MLDR110419001	4/19/2011 9:37:00 AM	CR
PCBs	PCB-1260	0.0	U	230.0	MLDR110419001	4/19/2011 9:37:00 AM	CR
PCBs	Tetrachloro-m-xylene	81			MLDR110419001	4/19/2011 9:37:00 AM	CR
PCBs	Tetrachloro-m-xylene %R	80.5			MLDR110419001	4/19/2011 9:37:00 AM	CR

11ML0314 Collection Date 04/17/2011 Sampled By:

Sample Description: **TMD-SO 034/2-3**

Soil in ug/Kg

Test:	Parameter	Result	Flag	RL	Test Batch Num	Analyzed Date/Time	Analyst
PCBs	Decachlorobiphenyl	72			MLDR110419001	4/19/2011 9:37:00 AM	CR
PCBs	Decachlorobiphenyl %R	72.0			MLDR110419001	4/19/2011 9:37:00 AM	CR

11ML0314 Collection Date 04/17/2011 Sampled By:

Sample Description: **TMD-SO 034/2-3**

Soil in ug/Kg

Test:	Parameter	Result	Flag	RL	Test Batch Num	Analyzed Date/Time	Analyst
PCBs	PCB-1016	0.0	U	310.0	MLDR110419001	4/19/2011 9:37:00 AM	CR
PCBs	PCB-1232	0.0	U	310.0	MLDR110419001	4/19/2011 9:37:00 AM	CR
PCBs	PCB-1242	0.0	U	310.0	MLDR110419001	4/19/2011 9:37:00 AM	CR
PCBs	PCB-1248	0.0	U	310.0	MLDR110419001	4/19/2011 9:37:00 AM	CR
PCBs	PCB-1254	0.0	U	310.0	MLDR110419001	4/19/2011 9:37:00 AM	CR
PCBs	PCB-1260	0.0	U	310.0	MLDR110419001	4/19/2011 9:37:00 AM	CR
PCBs	Tetrachloro-m-xylene	89			MLDR110419001	4/19/2011 9:37:00 AM	CR
PCBs	Tetrachloro-m-xylene %R	89.4			MLDR110419001	4/19/2011 9:37:00 AM	CR

MLDE110418001B1n01 Collection Date 04/18/2011 Sampled By: CR

Sample Description:

Batch Level QC Sample

Test:	Parameter	Result	Flag	RL	Test Batch Num	Analyzed Date/Time	Analyst
Method Blank-PCBs	Decachlorobiphenyl	76			MLDR110419001		CR
Method Blank-PCBs	Decachlorobiphenyl %R	76			MLDR110419001		CR
Method Blank-PCBs	PCB-1016	0.0	U	270.0	MLDR110419001		CR
Method Blank-PCBs	PCB-1232	0.0	U	270.0	MLDR110419001		CR
Method Blank-PCBs	PCB-1242	0.0	U	270.0	MLDR110419001		CR
Method Blank-PCBs	PCB-1248	0.0	U	270.0	MLDR110419001		CR
Method Blank-PCBs	PCB-1254	0.0	U	270.0	MLDR110419001		CR
Method Blank-PCBs	PCB-1260	0.0	U	270.0	MLDR110419001		CR
Method Blank-PCBs	Tetrachloro-m-xylene	87			MLDR110419001		CR
Method Blank-PCBs	Tetrachloro-m-xylene %R	87.4			MLDR110419001		CR

Approved: 4/19/11
Quality Control Officer

Site Name: 10 Mile Drain
TDF# 5-314-001
Date Issued: 04/20/11
Analysis: PCBs

Author: Christina Rice
Charge# 03037.4.14.02.03.B5BE.000.001
Report Title: StClair 1-13

NARRATIVE

Twenty (20) soil samples were submitted to FASP (Field Analytical Support Program) for PCB analysis. The samples were run without significant complications. The following twenty (20) samples are included in this narrative:

11CT02-64	11CT02-65	11CT02-66	11CT02-67
11CT02-68	11CT02-69	11CT02-70	11CT02-71
11CT02-72	11CT02-73	11CT02-74	11CT02-75
11CT02-76	11CT02-77	11CT02-78	11CT02-79
11CT02-80	11CT02-81	11CT02-82	11CT02-83

PCBs Analysis

Sample Collection and Analysis

The samples were collected on April 18, 2011 and were analyzed on April 19, 2011 within the required hold times for PCBs.

Initial and Continuing Calibration

The initial calibration for AR1248 was run on April 18, 2011 and all compounds met the calibration criteria of <30% RSD (relative standard deviation).

The continuing calibration for AR1248 was run on April 19, 2011 and all compounds met the calibration criteria of <35% D (deviation).

Sample QC (Method Blanks, Matrix Spikes and Surrogates)

Method blank MLDE110419001Bln01 was found to be free of all target analytes at the stated detection limit.

All surrogate recoveries were within the acceptance limits of 50-150 %R with the exception of decachlorobiphenyl, which was low in TMD-SO 035/5-6 R, TMD-SO 036/5-5.5, TMD-SO 037/1-2, TMD-SO 037/2-3, TMD-SO 037/7.3-8, TMD-SO 037/11.2-12.2, TMD-SO 038/2.5-3.5, TMD-SO 038/5-6, and TMD-SO 038/11.4-12.4. No action is taken when only one surrogate is out of control.

Sample TMD-SO 036/1-2 was utilized as the matrix spike in this sample delivery group. The percent recoveries of all spiked compounds were within acceptance criteria of 50-150 %R (percent recovery).

Reviewed By: Lauren D-6 Date: 4/20/11

Site Name: 10 Mile Drain
TDF# 5-314-001
Date Issued: 04/20/11
Analysis: PCBs

Author: Christina Rice
Charge# 03037.4.14.02.03.B5BE.000.001
Report Title: StClair 1-13

An experienced analyst reviewed the chromatograms to ensure that no pattern matches for any of the standard Aroclors were present.

Flag	Description
J	The reported value is considered estimated due to Quality Control Issues
U	The compound is non-detect at the reported value

Reviewed By: Lauren D[illegible] Date: 4/20/11

EPA Region 5 Mobile Lab

10 Mile Drain Site

St Clair Shores, MI

Report Number: MLSG110419-001
Samples Received: 04/19/2011

11ML0315 **Collection Date** 04/18/2011 **Sampled By:**

Sample Description: **TMD-SO 035/1-2 (ug/Kg)**

Test:	Parameter	Result	Flag	RL	Test Batch Num	Analyzed Date/Time	Analyst
PCBs	Decachlorobiphenyl	59			MLDR110420001	4/20/2011 8:50:00 AM	CR
PCBs	Decachlorobiphenyl %R	58.9			MLDR110420001	4/20/2011 8:50:00 AM	CR
PCBs	PCB-1016	0.0	U	260.0	MLDR110420001	4/20/2011 8:50:00 AM	CR
PCBs	PCB-1232	0.0	U	260.0	MLDR110420001	4/20/2011 8:50:00 AM	CR
PCBs	PCB-1242	0.0	U	260.0	MLDR110420001	4/20/2011 8:50:00 AM	CR
PCBs	PCB-1248	590		260.0	MLDR110420001	4/20/2011 8:50:00 AM	CR
PCBs	PCB-1254	0.0	U	260.0	MLDR110420001	4/20/2011 8:50:00 AM	CR
PCBs	PCB-1260	0.0	U	260.0	MLDR110420001	4/20/2011 8:50:00 AM	CR
PCBs	Tetrachloro-m-xylene	84			MLDR110420001	4/20/2011 8:50:00 AM	CR
PCBs	Tetrachloro-m-xylene %R	84.1			MLDR110420001	4/20/2011 8:50:00 AM	CR

11ML0316 **Collection Date** 04/18/2011 **Sampled By:**

Sample Description: **TMD-SO 035/2-3 (ug/Kg)**

Test:	Parameter	Result	Flag	RL	Test Batch Num	Analyzed Date/Time	Analyst
PCBs	Decachlorobiphenyl	63			MLDR110420001	4/20/2011 8:51:00 AM	CR
PCBs	Decachlorobiphenyl %R	63.4			MLDR110420001	4/20/2011 8:51:00 AM	CR
PCBs	PCB-1016	0.0	U	270.0	MLDR110420001	4/20/2011 8:51:00 AM	CR
PCBs	PCB-1232	0.0	U	270.0	MLDR110420001	4/20/2011 8:51:00 AM	CR
PCBs	PCB-1242	0.0	U	270.0	MLDR110420001	4/20/2011 8:51:00 AM	CR
PCBs	PCB-1248	220	J	270.0	MLDR110420001	4/20/2011 8:51:00 AM	CR
PCBs	PCB-1254	0.0	U	270.0	MLDR110420001	4/20/2011 8:51:00 AM	CR
PCBs	PCB-1260	0.0	U	270.0	MLDR110420001	4/20/2011 8:51:00 AM	CR
PCBs	Tetrachloro-m-xylene	86			MLDR110420001	4/20/2011 8:51:00 AM	CR
PCBs	Tetrachloro-m-xylene %R	86.2			MLDR110420001	4/20/2011 8:51:00 AM	CR

11ML0317 **Collection Date** 04/18/2011 **Sampled By:**

Sample Description: **TMD-SO 035/5-6 (ug/Kg)**

Test:	Parameter	Result	Flag	RL	Test Batch Num	Analyzed Date/Time	Analyst
PCBs	Decachlorobiphenyl	54			MLDR110420001	4/20/2011 8:52:00 AM	CR
PCBs	Decachlorobiphenyl %R	54.4			MLDR110420001	4/20/2011 8:52:00 AM	CR
PCBs	PCB-1016	0.0	U	250.0	MLDR110420001	4/20/2011 8:52:00 AM	CR
PCBs	PCB-1232	0.0	U	250.0	MLDR110420001	4/20/2011 8:52:00 AM	CR
PCBs	PCB-1242	0.0	U	250.0	MLDR110420001	4/20/2011 8:52:00 AM	CR
PCBs	PCB-1248	650		250.0	MLDR110420001	4/20/2011 8:52:00 AM	CR
PCBs	PCB-1254	0.0	U	250.0	MLDR110420001	4/20/2011 8:52:00 AM	CR
PCBs	PCB-1260	0.0	U	250.0	MLDR110420001	4/20/2011 8:52:00 AM	CR
PCBs	Tetrachloro-m-xylene	78			MLDR110420001	4/20/2011 8:52:00 AM	CR
PCBs	Tetrachloro-m-xylene %R	78.1			MLDR110420001	4/20/2011 8:52:00 AM	CR

11ML0318 Collection Date 04/18/2011 Sampled By:

Sample Description: **TMD-SO 035/5-6 R (ug/Kg)**

Test:	Parameter	Result	Flag	RL	Test Batch Num	Analyzed Date/Time	Analyst
PCBs	Decachlorobiphenyl	50			MLDR110420001	4/20/2011 8:53:00 AM	CR
PCBs	Decachlorobiphenyl %R	49.7	J		MLDR110420001	4/20/2011 8:53:00 AM	CR
PCBs	PCB-1016	0.0	U	230.0	MLDR110420001	4/20/2011 8:53:00 AM	CR
PCBs	PCB-1232	0.0	U	230.0	MLDR110420001	4/20/2011 8:53:00 AM	CR
PCBs	PCB-1242	0.0	U	230.0	MLDR110420001	4/20/2011 8:53:00 AM	CR
PCBs	PCB-1248	350		230.0	MLDR110420001	4/20/2011 8:53:00 AM	CR
PCBs	PCB-1254	0.0	U	230.0	MLDR110420001	4/20/2011 8:53:00 AM	CR
PCBs	PCB-1260	0.0	U	230.0	MLDR110420001	4/20/2011 8:53:00 AM	CR
PCBs	Tetrachloro-m-xylene	68			MLDR110420001	4/20/2011 8:53:00 AM	CR
PCBs	Tetrachloro-m-xylene %R	67.7			MLDR110420001	4/20/2011 8:53:00 AM	CR

11ML0319 Collection Date 04/18/2011 Sampled By:

Sample Description: **TMD-SO 035/6-7 (ug/Kg)**

Test:	Parameter	Result	Flag	RL	Test Batch Num	Analyzed Date/Time	Analyst
PCBs	Decachlorobiphenyl	57			MLDR110420001	4/20/2011 8:53:00 AM	CR
PCBs	Decachlorobiphenyl %R	57.4			MLDR110420001	4/20/2011 8:53:00 AM	CR
PCBs	PCB-1016	0.0	U	260.0	MLDR110420001	4/20/2011 8:53:00 AM	CR
PCBs	PCB-1232	0.0	U	260.0	MLDR110420001	4/20/2011 8:53:00 AM	CR
PCBs	PCB-1242	0.0	U	260.0	MLDR110420001	4/20/2011 8:53:00 AM	CR
PCBs	PCB-1248	0.0	U	260.0	MLDR110420001	4/20/2011 8:53:00 AM	CR
PCBs	PCB-1254	0.0	U	260.0	MLDR110420001	4/20/2011 8:53:00 AM	CR
PCBs	PCB-1260	0.0	U	260.0	MLDR110420001	4/20/2011 8:53:00 AM	CR
PCBs	Tetrachloro-m-xylene	68			MLDR110420001	4/20/2011 8:53:00 AM	CR
PCBs	Tetrachloro-m-xylene %R	67.7			MLDR110420001	4/20/2011 8:53:00 AM	CR

11ML0320 Collection Date 04/18/2011 Sampled By:

Sample Description: **TMD-SO 035/12-13 (ug/Kg)**

Test:	Parameter	Result	Flag	RL	Test Batch Num	Analyzed Date/Time	Analyst
PCBs	Decachlorobiphenyl	50			MLDR110420001	4/20/2011 8:54:00 AM	CR
PCBs	Decachlorobiphenyl %R	50.2			MLDR110420001	4/20/2011 8:54:00 AM	CR
PCBs	PCB-1016	0.0	U	270.0	MLDR110420001	4/20/2011 8:54:00 AM	CR
PCBs	PCB-1232	0.0	U	270.0	MLDR110420001	4/20/2011 8:54:00 AM	CR
PCBs	PCB-1242	0.0	U	270.0	MLDR110420001	4/20/2011 8:54:00 AM	CR
PCBs	PCB-1248	0.0	U	270.0	MLDR110420001	4/20/2011 8:54:00 AM	CR
PCBs	PCB-1254	0.0	U	270.0	MLDR110420001	4/20/2011 8:54:00 AM	CR
PCBs	PCB-1260	0.0	U	270.0	MLDR110420001	4/20/2011 8:54:00 AM	CR
PCBs	Tetrachloro-m-xylene	66			MLDR110420001	4/20/2011 8:54:00 AM	CR
PCBs	Tetrachloro-m-xylene %R	66.1			MLDR110420001	4/20/2011 8:54:00 AM	CR

11ML0321 Collection Date 04/18/2011 Sampled By:

Sample Description: **TMD-SO 036/1-2 (ug/Kg)**

Test:	Parameter	Result	Flag	RL	Test Batch Num	Analyzed Date/Time	Analyst
PCBs	Decachlorobiphenyl	76			MLDR110420001	4/20/2011 8:55:00 AM	CR

11ML0321 Collection Date 04/18/2011 Sampled By:

Sample Description: TMD-SO 036/1-2 (ug/Kg)

Test:	Parameter	Result	Flag	RL	Test Batch Num	Analyzed Date/Time	Analyst
PCBs	Decachlorobiphenyl %R	76.5			MLDR110420001	4/20/2011 8:55:00 AM	CR
PCBs	PCB-1016	0.0	U	290.0	MLDR110420001	4/20/2011 8:55:00 AM	CR
PCBs	PCB-1232	0.0	U	290.0	MLDR110420001	4/20/2011 8:55:00 AM	CR
PCBs	PCB-1242	0.0	U	290.0	MLDR110420001	4/20/2011 8:55:00 AM	CR
PCBs	PCB-1248	1600		290.0	MLDR110420001	4/20/2011 8:55:00 AM	CR
PCBs	PCB-1254	0.0	U	290.0	MLDR110420001	4/20/2011 8:55:00 AM	CR
PCBs	PCB-1260	0.0	U	290.0	MLDR110420001	4/20/2011 8:55:00 AM	CR
PCBs	Tetrachloro-m-xylene	90			MLDR110420001	4/20/2011 8:55:00 AM	CR
PCBs	Tetrachloro-m-xylene %R	89.7			MLDR110420001	4/20/2011 8:55:00 AM	CR

Test:	Parameter	Result	Flag	RL	Test Batch Num	Analyzed Date/Time	Analyst
Matrix Spike-PCBs	Decachlorobiphenyl	72			MLDR110420001	4/20/2011 8:55:00 AM	CR
Matrix Spike-PCBs	Decachlorobiphenyl - % Recovery	72.0			MLDR110420001	4/20/2011 8:55:00 AM	CR
Matrix Spike-PCBs	PCB-1016	0.0	U	270.0	MLDR110420001	4/20/2011 8:55:00 AM	CR
Matrix Spike-PCBs	PCB-1232	0.0	U	270.0	MLDR110420001	4/20/2011 8:55:00 AM	CR
Matrix Spike-PCBs	PCB-1242	0.0	U	270.0	MLDR110420001	4/20/2011 8:55:00 AM	CR
Matrix Spike-PCBs	PCB-1248	5500		270.0	MLDR110420001	4/20/2011 8:55:00 AM	CR
Matrix Spike-PCBs	PCB-1248 - % Recovery	143			MLDR110420001	4/20/2011 8:55:00 AM	CR
Matrix Spike-PCBs	PCB-1254	0.0	U	270.0	MLDR110420001	4/20/2011 8:55:00 AM	CR
Matrix Spike-PCBs	PCB-1260	0.0	U	270.0	MLDR110420001	4/20/2011 8:55:00 AM	CR
Matrix Spike-PCBs	Tetrachloro-m-xylene	100			MLDR110420001	4/20/2011 8:55:00 AM	CR
Matrix Spike-PCBs	Tetrachloro-m-xylene - % Recovery	99.5			MLDR110420001	4/20/2011 8:55:00 AM	CR

11ML0322 Collection Date 04/18/2011 Sampled By:

Sample Description: TMD-SO 036/2-3

Test:	Parameter	Result	Flag	RL	Test Batch Num	Analyzed Date/Time	Analyst
PCBs	Decachlorobiphenyl	61			MLDR110420001	4/20/2011 9:01:00 AM	CR
PCBs	Decachlorobiphenyl %R	61.4			MLDR110420001	4/20/2011 9:01:00 AM	CR
PCBs	PCB-1016	0.0	U	240.0	MLDR110420001	4/20/2011 9:01:00 AM	CR
PCBs	PCB-1232	0.0	U	240.0	MLDR110420001	4/20/2011 9:01:00 AM	CR
PCBs	PCB-1242	0.0	U	240.0	MLDR110420001	4/20/2011 9:01:00 AM	CR
PCBs	PCB-1248	0.0	U	240.0	MLDR110420001	4/20/2011 9:01:00 AM	CR
PCBs	PCB-1254	0.0	U	240.0	MLDR110420001	4/20/2011 9:01:00 AM	CR
PCBs	PCB-1260	0.0	U	240.0	MLDR110420001	4/20/2011 9:01:00 AM	CR
PCBs	Tetrachloro-m-xylene	87			MLDR110420001	4/20/2011 9:01:00 AM	CR
PCBs	Tetrachloro-m-xylene %R	87.2			MLDR110420001	4/20/2011 9:01:00 AM	CR

11ML0323 Collection Date 04/18/2011 Sampled By:

Sample Description: TMD-SO 036/5-5.5 (ug/Kg)

Test:	Parameter	Result	Flag	RL	Test Batch Num	Analyzed Date/Time	Analyst
PCBs	Decachlorobiphenyl	41			MLDR110420001	4/20/2011 9:01:00 AM	CR
PCBs	Decachlorobiphenyl %R	41.4	J		MLDR110420001	4/20/2011 9:01:00 AM	CR
PCBs	PCB-1016	0.0	U	230.0	MLDR110420001	4/20/2011 9:01:00 AM	CR
PCBs	PCB-1232	0.0	U	230.0	MLDR110420001	4/20/2011 9:01:00 AM	CR
PCBs	PCB-1242	0.0	U	230.0	MLDR110420001	4/20/2011 9:01:00 AM	CR

11ML0323 Collection Date 04/18/2011 Sampled By:

Sample Description: TMD-SO 036/5-5.5 (ug/Kg)

Test:	Parameter	Result	Flag	RL	Test Batch Num	Analyzed Date/Time	Analyst
PCBs	PCB-1248	0.0	U	230.0	MLDR110420001	4/20/2011 9:01:00 AM	CR
PCBs	PCB-1254	0.0	U	230.0	MLDR110420001	4/20/2011 9:01:00 AM	CR
PCBs	PCB-1260	0.0	U	230.0	MLDR110420001	4/20/2011 9:01:00 AM	CR
PCBs	Tetrachloro-m-xylene	59			MLDR110420001	4/20/2011 9:01:00 AM	CR
PCBs	Tetrachloro-m-xylene %R	59.2			MLDR110420001	4/20/2011 9:01:00 AM	CR

11ML0324 Collection Date 04/18/2011 Sampled By:

Sample Description: TMD-SO 036/11.8-12.8 (ug/Kg)

Test:	Parameter	Result	Flag	RL	Test Batch Num	Analyzed Date/Time	Analyst
PCBs	Decachlorobiphenyl	52			MLDR110420001	4/20/2011 9:01:00 AM	CR
PCBs	Decachlorobiphenyl %R	51.8			MLDR110420001	4/20/2011 9:01:00 AM	CR
PCBs	PCB-1016	0.0	U	250.0	MLDR110420001	4/20/2011 9:01:00 AM	CR
PCBs	PCB-1232	0.0	U	250.0	MLDR110420001	4/20/2011 9:01:00 AM	CR
PCBs	PCB-1242	0.0	U	250.0	MLDR110420001	4/20/2011 9:01:00 AM	CR
PCBs	PCB-1248	0.0	U	250.0	MLDR110420001	4/20/2011 9:01:00 AM	CR
PCBs	PCB-1254	0.0	U	250.0	MLDR110420001	4/20/2011 9:01:00 AM	CR
PCBs	PCB-1260	0.0	U	250.0	MLDR110420001	4/20/2011 9:01:00 AM	CR
PCBs	Tetrachloro-m-xylene	62			MLDR110420001	4/20/2011 9:01:00 AM	CR
PCBs	Tetrachloro-m-xylene %R	62.3			MLDR110420001	4/20/2011 9:01:00 AM	CR

11ML0325 Collection Date 04/18/2011 Sampled By:

Sample Description: TMD-SO 037/1-2 (ug/Kg)

Test:	Parameter	Result	Flag	RL	Test Batch Num	Analyzed Date/Time	Analyst
PCBs	Decachlorobiphenyl	47			MLDR110420001	4/20/2011 9:01:00 AM	CR
PCBs	Decachlorobiphenyl %R	46.6	J		MLDR110420001	4/20/2011 9:01:00 AM	CR
PCBs	PCB-1016	0.0	U	260.0	MLDR110420001	4/20/2011 9:01:00 AM	CR
PCBs	PCB-1232	0.0	U	260.0	MLDR110420001	4/20/2011 9:01:00 AM	CR
PCBs	PCB-1242	0.0	U	260.0	MLDR110420001	4/20/2011 9:01:00 AM	CR
PCBs	PCB-1248	0.0	U	260.0	MLDR110420001	4/20/2011 9:01:00 AM	CR
PCBs	PCB-1254	0.0	U	260.0	MLDR110420001	4/20/2011 9:01:00 AM	CR
PCBs	PCB-1260	0.0	U	260.0	MLDR110420001	4/20/2011 9:01:00 AM	CR
PCBs	Tetrachloro-m-xylene	74			MLDR110420001	4/20/2011 9:01:00 AM	CR
PCBs	Tetrachloro-m-xylene %R	73.9			MLDR110420001	4/20/2011 9:01:00 AM	CR

11ML0326 Collection Date 04/18/2011 Sampled By:

Sample Description: TMD-SO 037/2-3 (ug/Kg)

Test:	Parameter	Result	Flag	RL	Test Batch Num	Analyzed Date/Time	Analyst
PCBs	Decachlorobiphenyl	42			MLDR110420001	4/20/2011 9:01:00 AM	CR
PCBs	Decachlorobiphenyl %R	42.4	J		MLDR110420001	4/20/2011 9:01:00 AM	CR
PCBs	PCB-1016	0.0	U	210.0	MLDR110420001	4/20/2011 9:01:00 AM	CR
PCBs	PCB-1232	0.0	U	210.0	MLDR110420001	4/20/2011 9:01:00 AM	CR
PCBs	PCB-1242	0.0	U	210.0	MLDR110420001	4/20/2011 9:01:00 AM	CR
PCBs	PCB-1248	0.0	U	210.0	MLDR110420001	4/20/2011 9:01:00 AM	CR

11ML0326 Collection Date 04/18/2011 Sampled By:

Sample Description: **TMD-SO 037/2-3 (ug/Kg)**

Test:	Parameter	Result	Flag	RL	Test Batch Num	Analyzed Date/Time	Analyst
PCBs	PCB-1254	0.0	U	210.0	MLDR110420001	4/20/2011 9:01:00 AM	CR
PCBs	PCB-1260	0.0	U	210.0	MLDR110420001	4/20/2011 9:01:00 AM	CR
PCBs	Tetrachloro-m-xylene	72			MLDR110420001	4/20/2011 9:01:00 AM	CR
PCBs	Tetrachloro-m-xylene %R	72.2			MLDR110420001	4/20/2011 9:01:00 AM	CR

11ML0327 Collection Date 04/18/2011 Sampled By:

Sample Description: **TMD-SO 2-3 R (ug/Kg)**

Test:	Parameter	Result	Flag	RL	Test Batch Num	Analyzed Date/Time	Analyst
PCBs	Decachlorobiphenyl	52			MLDR110420001	4/20/2011 9:01:00 AM	CR
PCBs	Decachlorobiphenyl %R	51.9			MLDR110420001	4/20/2011 9:01:00 AM	CR
PCBs	PCB-1016	0.0	U	220.0	MLDR110420001	4/20/2011 9:01:00 AM	CR
PCBs	PCB-1232	0.0	U	220.0	MLDR110420001	4/20/2011 9:01:00 AM	CR
PCBs	PCB-1242	0.0	U	220.0	MLDR110420001	4/20/2011 9:01:00 AM	CR
PCBs	PCB-1248	0.0	U	220.0	MLDR110420001	4/20/2011 9:01:00 AM	CR
PCBs	PCB-1254	0.0	U	220.0	MLDR110420001	4/20/2011 9:01:00 AM	CR
PCBs	PCB-1260	0.0	U	220.0	MLDR110420001	4/20/2011 9:01:00 AM	CR
PCBs	Tetrachloro-m-xylene	72			MLDR110420001	4/20/2011 9:01:00 AM	CR
PCBs	Tetrachloro-m-xylene %R	72.1			MLDR110420001	4/20/2011 9:01:00 AM	CR

11ML0328 Collection Date 04/18/2011 Sampled By:

Sample Description: **TMD-SO 037/5-5.9 (ug/Kg)**

Test:	Parameter	Result	Flag	RL	Test Batch Num	Analyzed Date/Time	Analyst
PCBs	Decachlorobiphenyl	57			MLDR110420001	4/20/2011 9:01:00 AM	CR
PCBs	Decachlorobiphenyl %R	56.8			MLDR110420001	4/20/2011 9:01:00 AM	CR
PCBs	PCB-1016	0.0	U	300.0	MLDR110420001	4/20/2011 9:01:00 AM	CR
PCBs	PCB-1232	0.0	U	300.0	MLDR110420001	4/20/2011 9:01:00 AM	CR
PCBs	PCB-1242	0.0	U	300.0	MLDR110420001	4/20/2011 9:01:00 AM	CR
PCBs	PCB-1248	0.0	U	300.0	MLDR110420001	4/20/2011 9:01:00 AM	CR
PCBs	PCB-1254	0.0	U	300.0	MLDR110420001	4/20/2011 9:01:00 AM	CR
PCBs	PCB-1260	0.0	U	300.0	MLDR110420001	4/20/2011 9:01:00 AM	CR
PCBs	Tetrachloro-m-xylene	71			MLDR110420001	4/20/2011 9:01:00 AM	CR
PCBs	Tetrachloro-m-xylene %R	70.5			MLDR110420001	4/20/2011 9:01:00 AM	CR

11ML0329 Collection Date 04/18/2011 Sampled By:

Sample Description: **TMD-SO 037/7.3-8 (ug/Kg)**

Test:	Parameter	Result	Flag	RL	Test Batch Num	Analyzed Date/Time	Analyst
PCBs	Decachlorobiphenyl	43			MLDR110420001	4/20/2011 9:01:00 AM	CR
PCBs	Decachlorobiphenyl %R	43.1	J		MLDR110420001	4/20/2011 9:01:00 AM	CR
PCBs	PCB-1016	0.0	U	320.0	MLDR110420001	4/20/2011 9:01:00 AM	CR
PCBs	PCB-1232	0.0	U	320.0	MLDR110420001	4/20/2011 9:01:00 AM	CR
PCBs	PCB-1242	0.0	U	320.0	MLDR110420001	4/20/2011 9:01:00 AM	CR
PCBs	PCB-1248	410		320.0	MLDR110420001	4/20/2011 9:01:00 AM	CR
PCBs	PCB-1254	0.0	U	320.0	MLDR110420001	4/20/2011 9:01:00 AM	CR

11ML0329 Collection Date 04/18/2011 Sampled By:

Sample Description: **TMD-SO 037/7.3-8 (ug/Kg)**

Test:	Parameter	Result	Flag	RL	Test Batch Num	Analyzed Date/Time	Analyst
PCBs	PCB-1260	0.0	U	320.0	MLDR110420001	4/20/2011 9:01:00 AM	CR
PCBs	Tetrachloro-m-xylene	67			MLDR110420001	4/20/2011 9:01:00 AM	CR
PCBs	Tetrachloro-m-xylene %R	67.1			MLDR110420001	4/20/2011 9:01:00 AM	CR

11ML0330 Collection Date 04/18/2011 Sampled By:

Sample Description: **TMD-SO 037/11.2-12.2 (ug/Kg)**

Test:	Parameter	Result	Flag	RL	Test Batch Num	Analyzed Date/Time	Analyst
PCBs	Decachlorobiphenyl	35			MLDR110420001	4/20/2011 9:01:00 AM	CR
PCBs	Decachlorobiphenyl %R	35.2	J		MLDR110420001	4/20/2011 9:01:00 AM	CR
PCBs	PCB-1016	0.0	U	240.0	MLDR110420001	4/20/2011 9:01:00 AM	CR
PCBs	PCB-1232	0.0	U	240.0	MLDR110420001	4/20/2011 9:01:00 AM	CR
PCBs	PCB-1242	0.0	U	240.0	MLDR110420001	4/20/2011 9:01:00 AM	CR
PCBs	PCB-1248	440		240.0	MLDR110420001	4/20/2011 9:01:00 AM	CR
PCBs	PCB-1254	0.0	U	240.0	MLDR110420001	4/20/2011 9:01:00 AM	CR
PCBs	PCB-1260	0.0	U	240.0	MLDR110420001	4/20/2011 9:01:00 AM	CR
PCBs	Tetrachloro-m-xylene	62			MLDR110420001	4/20/2011 9:01:00 AM	CR
PCBs	Tetrachloro-m-xylene %R	62.5			MLDR110420001	4/20/2011 9:01:00 AM	CR

11ML0331 Collection Date 04/18/2011 Sampled By:

Sample Description: **TMD-SO 038/1-2 (ug/Kg)**

Test:	Parameter	Result	Flag	RL	Test Batch Num	Analyzed Date/Time	Analyst
PCBs	Decachlorobiphenyl	53			MLDR110420001	4/20/2011 9:01:00 AM	CR
PCBs	Decachlorobiphenyl %R	52.8			MLDR110420001	4/20/2011 9:01:00 AM	CR
PCBs	PCB-1016	0.0	U	260.0	MLDR110420001	4/20/2011 9:01:00 AM	CR
PCBs	PCB-1232	0.0	U	260.0	MLDR110420001	4/20/2011 9:01:00 AM	CR
PCBs	PCB-1242	0.0	U	260.0	MLDR110420001	4/20/2011 9:01:00 AM	CR
PCBs	PCB-1248	0.0	U	260.0	MLDR110420001	4/20/2011 9:01:00 AM	CR
PCBs	PCB-1254	0.0	U	260.0	MLDR110420001	4/20/2011 9:01:00 AM	CR
PCBs	PCB-1260	0.0	U	260.0	MLDR110420001	4/20/2011 9:01:00 AM	CR
PCBs	Tetrachloro-m-xylene	78			MLDR110420001	4/20/2011 9:01:00 AM	CR
PCBs	Tetrachloro-m-xylene %R	78.3			MLDR110420001	4/20/2011 9:01:00 AM	CR

11ML0332 Collection Date 04/18/2011 Sampled By:

Sample Description: **TMD-SO 038/2.5-3.5 (ug/Kg)**

Test:	Parameter	Result	Flag	RL	Test Batch Num	Analyzed Date/Time	Analyst
PCBs	Decachlorobiphenyl	48			MLDR110420001	4/20/2011 9:01:00 AM	CR
PCBs	Decachlorobiphenyl %R	47.8	J		MLDR110420001	4/20/2011 9:01:00 AM	CR
PCBs	PCB-1016	0.0	U	200.0	MLDR110420001	4/20/2011 9:01:00 AM	CR
PCBs	PCB-1232	0.0	U	200.0	MLDR110420001	4/20/2011 9:01:00 AM	CR
PCBs	PCB-1242	0.0	U	200.0	MLDR110420001	4/20/2011 9:01:00 AM	CR
PCBs	PCB-1248	0.0	U	200.0	MLDR110420001	4/20/2011 9:01:00 AM	CR
PCBs	PCB-1254	0.0	U	200.0	MLDR110420001	4/20/2011 9:01:00 AM	CR
PCBs	PCB-1260	0.0	U	200.0	MLDR110420001	4/20/2011 9:01:00 AM	CR

11ML0332 Collection Date 04/18/2011 Sampled By:

Sample Description: **TMD-SO 038/2.5-3.5 (ug/Kg)**

Test:	Parameter	Result	Flag	RL	Test Batch Num	Analyzed Date/Time	Analyst
PCBs	Tetrachloro-m-xylene	81			MLDR110420001	4/20/2011 9:01:00 AM	CR
PCBs	Tetrachloro-m-xylene %R	80.6			MLDR110420001	4/20/2011 9:01:00 AM	CR

11ML0333 Collection Date 04/18/2011 Sampled By:

Sample Description: **TMD-SO 038/5-6 (ug/Kg)**

Test:	Parameter	Result	Flag	RL	Test Batch Num	Analyzed Date/Time	Analyst
PCBs	Decachlorobiphenyl	31			MLDR110420001	4/20/2011 9:01:00 AM	CR
PCBs	Decachlorobiphenyl %R	30.7	J		MLDR110420001	4/20/2011 9:01:00 AM	CR
PCBs	PCB-1016	0.0	U	320.0	MLDR110420001	4/20/2011 9:01:00 AM	CR
PCBs	PCB-1232	0.0	U	320.0	MLDR110420001	4/20/2011 9:01:00 AM	CR
PCBs	PCB-1242	0.0	U	320.0	MLDR110420001	4/20/2011 9:01:00 AM	CR
PCBs	PCB-1248	0.0	U	320.0	MLDR110420001	4/20/2011 9:01:00 AM	CR
PCBs	PCB-1254	0.0	U	320.0	MLDR110420001	4/20/2011 9:01:00 AM	CR
PCBs	PCB-1260	0.0	U	320.0	MLDR110420001	4/20/2011 9:01:00 AM	CR
PCBs	Tetrachloro-m-xylene	50			MLDR110420001	4/20/2011 9:01:00 AM	CR
PCBs	Tetrachloro-m-xylene %R	50.1			MLDR110420001	4/20/2011 9:01:00 AM	CR

11ML0334 Collection Date 04/18/2011 Sampled By:

Sample Description: **TMD-SO 038/11.4-12.4 (ug/Kg)**

Test:	Parameter	Result	Flag	RL	Test Batch Num	Analyzed Date/Time	Analyst
PCBs	Decachlorobiphenyl	48			MLDR110420001	4/20/2011 9:01:00 AM	CR
PCBs	Decachlorobiphenyl %R	48.0			MLDR110420001	4/20/2011 9:01:00 AM	CR
PCBs	PCB-1016	0.0	U	250.0	MLDR110420001	4/20/2011 9:01:00 AM	CR
PCBs	PCB-1232	0.0	U	250.0	MLDR110420001	4/20/2011 9:01:00 AM	CR
PCBs	PCB-1242	0.0	U	250.0	MLDR110420001	4/20/2011 9:01:00 AM	CR
PCBs	PCB-1248	0.0	U	250.0	MLDR110420001	4/20/2011 9:01:00 AM	CR
PCBs	PCB-1254	0.0	U	250.0	MLDR110420001	4/20/2011 9:01:00 AM	CR
PCBs	PCB-1260	0.0	U	250.0	MLDR110420001	4/20/2011 9:01:00 AM	CR
PCBs	Tetrachloro-m-xylene	71			MLDR110420001	4/20/2011 9:01:00 AM	CR
PCBs	Tetrachloro-m-xylene %R	71.3			MLDR110420001	4/20/2011 9:01:00 AM	CR

MLDE110419001BIn01 Collection Date 04/19/2011 Sampled By: CR

Sample Description:

Batch Level QC Sample

Test:	Parameter	Result	Flag	RL	Test Batch Num	Analyzed Date/Time	Analyst
Method Blank-PCBs	Decachlorobiphenyl	58			MLDR110420001		CR
Method Blank-PCBs	Decachlorobiphenyl %R	58			MLDR110420001		CR
Method Blank-PCBs	PCB-1016	0.0	U	260.0	MLDR110420001		CR
Method Blank-PCBs	PCB-1232	0.0	U	260.0	MLDR110420001		CR
Method Blank-PCBs	PCB-1242	0.0	U	260.0	MLDR110420001		CR
Method Blank-PCBs	PCB-1248	0.0	U	260.0	MLDR110420001		CR
Method Blank-PCBs	PCB-1254	0.0	U	260.0	MLDR110420001		CR

MLDE110419001B In01 Collection Date 04/19/2011 Sampled By: CR

Sample Description:

Batch Level QC Sample

Test:	Parameter	Result	Flag	RL	Test Batch Num	Analyzed Date/Time	Analyst
Method Blank-PCBs	PCB-1260	0.0	U	260.0	MLDR110420001		CR
Method Blank-PCBs	Tetrachloro-m-xylene	81			MLDR110420001		CR
Method Blank-PCBs	Tetrachloro-m-xylene %R	81.4			MLDR110420001		CR

Approved: 4/20/11
Quality Control Officer

Site Name: 10 Mile Drain
TDF# 5-314-001
Date Issued: 04/20/11
Analysis: PCBs

Author: Christina Rice
Charge# 03037.4.14.02.03.B5BE.000.001
Report Title: StClair 1-14

NARRATIVE

Five (5) soil samples were submitted to FASP (Field Analytical Support Program) for PCB analysis. The samples were run without significant complications. The following five (5) samples are included in this narrative:

11CT02-84	11CT02-85	11CT02-86	11CT02-87
11CT02-88			

PCBs Analysis

Sample Collection and Analysis

The samples were collected on April 18, 2011 and were analyzed on April 19, 2011 within the required hold times for PCBs.

Initial and Continuing Calibration

The initial calibration for AR1248 was run on April 18, 2011 and all compounds met the calibration criteria of <30% RSD (relative standard deviation).

The continuing calibration for AR1248 was run on April 19, 2011 and all compounds met the calibration criteria of <35% D (deviation).

Sample QC (Method Blanks, Matrix Spikes and Surrogates)

Method blank MLDE110419002Bln01 was found to be free of all target analytes at the stated detection limit.

All surrogate recoveries were within the acceptance limits of 50-150 %R with the exception of decachlorobiphenyl, which was low in TMD-SO 039/1-2, TMD-SO 039/2-3, and TMD-SO 039/5-6. No action is taken when only one surrogate is out of control.

An experienced analyst reviewed the chromatograms to ensure that no pattern matches for any of the standard Aroclors were present.

Flag	Description
J	The reported value is considered estimated due to Quality Control Issues
U	The compound is non-detect at the reported value

Reviewed By: Lauren D[illegible] Date: 4/20/11

EPA Region 5 Mobile Lab

10 Mile Drain Site

St Clair Shores, MI

Report Number: MLSG110419-001
Samples Received: 04/19/2011

11ML0335 **Collection Date** 04/18/2011 **Sampled By:**

Sample Description: **TMD-SO 039/1-2 (ug/Kg)**

Test:	Parameter	Result	Flag	RL	Test Batch Num	Analyzed Date/Time	Analyst
PCBs	Decachlorobiphenyl	48			MLDR110420002	4/20/2011 9:12:00 AM	CR
PCBs	Decachlorobiphenyl %R	47.8	J		MLDR110420002	4/20/2011 9:12:00 AM	CR
PCBs	PCB-1016	0.0	U	300.0	MLDR110420002	4/20/2011 9:12:00 AM	CR
PCBs	PCB-1232	0.0	U	300.0	MLDR110420002	4/20/2011 9:12:00 AM	CR
PCBs	PCB-1242	0.0	U	300.0	MLDR110420002	4/20/2011 9:12:00 AM	CR
PCBs	PCB-1248	0.0	U	300.0	MLDR110420002	4/20/2011 9:12:00 AM	CR
PCBs	PCB-1254	0.0	U	300.0	MLDR110420002	4/20/2011 9:12:00 AM	CR
PCBs	PCB-1260	0.0	U	300.0	MLDR110420002	4/20/2011 9:12:00 AM	CR
PCBs	Tetrachloro-m-xylene	77			MLDR110420002	4/20/2011 9:12:00 AM	CR
PCBs	Tetrachloro-m-xylene %R	76.9			MLDR110420002	4/20/2011 9:12:00 AM	CR

11ML0336 **Collection Date** 04/18/2011 **Sampled By:**

Sample Description: **TMD-SO 039/2-3 (ug/Kg)**

Test:	Parameter	Result	Flag	RL	Test Batch Num	Analyzed Date/Time	Analyst
PCBs	Decachlorobiphenyl	44			MLDR110420002	4/20/2011 9:12:00 AM	CR
PCBs	Decachlorobiphenyl %R	43.6	J		MLDR110420002	4/20/2011 9:12:00 AM	CR
PCBs	PCB-1016	0.0	U	300.0	MLDR110420002	4/20/2011 9:12:00 AM	CR
PCBs	PCB-1232	0.0	U	300.0	MLDR110420002	4/20/2011 9:12:00 AM	CR
PCBs	PCB-1242	0.0	U	300.0	MLDR110420002	4/20/2011 9:12:00 AM	CR
PCBs	PCB-1248	0.0	U	300.0	MLDR110420002	4/20/2011 9:12:00 AM	CR
PCBs	PCB-1254	0.0	U	300.0	MLDR110420002	4/20/2011 9:12:00 AM	CR
PCBs	PCB-1260	0.0	U	300.0	MLDR110420002	4/20/2011 9:12:00 AM	CR
PCBs	Tetrachloro-m-xylene	81			MLDR110420002	4/20/2011 9:12:00 AM	CR
PCBs	Tetrachloro-m-xylene %R	80.6			MLDR110420002	4/20/2011 9:12:00 AM	CR

11ML0337 **Collection Date** 04/18/2011 **Sampled By:**

Sample Description: **TMD-SO 039/3-4 (ug/Kg)**

Test:	Parameter	Result	Flag	RL	Test Batch Num	Analyzed Date/Time	Analyst
PCBs	Decachlorobiphenyl	54			MLDR110420002	4/20/2011 9:12:00 AM	CR
PCBs	Decachlorobiphenyl %R	54.3			MLDR110420002	4/20/2011 9:12:00 AM	CR
PCBs	PCB-1016	0.0	U	220.0	MLDR110420002	4/20/2011 9:12:00 AM	CR
PCBs	PCB-1232	0.0	U	220.0	MLDR110420002	4/20/2011 9:12:00 AM	CR
PCBs	PCB-1242	0.0	U	220.0	MLDR110420002	4/20/2011 9:12:00 AM	CR
PCBs	PCB-1248	0.0	U	220.0	MLDR110420002	4/20/2011 9:12:00 AM	CR
PCBs	PCB-1254	0.0	U	220.0	MLDR110420002	4/20/2011 9:12:00 AM	CR
PCBs	PCB-1260	0.0	U	220.0	MLDR110420002	4/20/2011 9:12:00 AM	CR
PCBs	Tetrachloro-m-xylene	70			MLDR110420002	4/20/2011 9:12:00 AM	CR
PCBs	Tetrachloro-m-xylene %R	69.8			MLDR110420002	4/20/2011 9:12:00 AM	CR

11ML0338 Collection Date 04/18/2011 Sampled By:

Sample Description: **TMD-SO 039/4-5 (ug/Kg)**

Test:	Parameter	Result	Flag	RL	Test Batch Num	Analyzed Date/Time	Analyst
PCBs	Decachlorobiphenyl	53			MLDR110420002	4/20/2011 9:12:00 AM	CR
PCBs	Decachlorobiphenyl %R	53.2			MLDR110420002	4/20/2011 9:12:00 AM	CR
PCBs	PCB-1016	0.0	U	230.0	MLDR110420002	4/20/2011 9:12:00 AM	CR
PCBs	PCB-1232	0.0	U	230.0	MLDR110420002	4/20/2011 9:12:00 AM	CR
PCBs	PCB-1242	0.0	U	230.0	MLDR110420002	4/20/2011 9:12:00 AM	CR
PCBs	PCB-1248	0.0	U	230.0	MLDR110420002	4/20/2011 9:12:00 AM	CR
PCBs	PCB-1254	0.0	U	230.0	MLDR110420002	4/20/2011 9:12:00 AM	CR
PCBs	PCB-1260	0.0	U	230.0	MLDR110420002	4/20/2011 9:12:00 AM	CR
PCBs	Tetrachloro-m-xylene	65			MLDR110420002	4/20/2011 9:12:00 AM	CR
PCBs	Tetrachloro-m-xylene %R	64.9			MLDR110420002	4/20/2011 9:12:00 AM	CR

11ML0339 Collection Date 04/18/2011 Sampled By:

Sample Description: **TMD-SO 039/5-6**

Test:	Parameter	Result	Flag	RL	Test Batch Num	Analyzed Date/Time	Analyst
PCBs	Decachlorobiphenyl	45			MLDR110420002	4/20/2011 9:12:00 AM	CR
PCBs	Decachlorobiphenyl %R	44.8	J		MLDR110420002	4/20/2011 9:12:00 AM	CR
PCBs	PCB-1016	0.0	U	270.0	MLDR110420002	4/20/2011 9:12:00 AM	CR
PCBs	PCB-1232	0.0	U	270.0	MLDR110420002	4/20/2011 9:12:00 AM	CR
PCBs	PCB-1242	0.0	U	270.0	MLDR110420002	4/20/2011 9:12:00 AM	CR
PCBs	PCB-1248	0.0	U	270.0	MLDR110420002	4/20/2011 9:12:00 AM	CR
PCBs	PCB-1254	0.0	U	270.0	MLDR110420002	4/20/2011 9:12:00 AM	CR
PCBs	PCB-1260	0.0	U	270.0	MLDR110420002	4/20/2011 9:12:00 AM	CR
PCBs	Tetrachloro-m-xylene	69			MLDR110420002	4/20/2011 9:12:00 AM	CR
PCBs	Tetrachloro-m-xylene %R	69.3			MLDR110420002	4/20/2011 9:12:00 AM	CR

MLDE110419002Bln01 Collection Date 04/19/2011 Sampled By: CR

Sample Description:

Batch Level QC Sample

Test:	Parameter	Result	Flag	RL	Test Batch Num	Analyzed Date/Time	Analyst
Method Blank-PCBs	Decachlorobiphenyl	70			MLDR110420002		CR
Method Blank-PCBs	Decachlorobiphenyl %R	70			MLDR110420002		CR
Method Blank-PCBs	PCB-1016	0.0	U	270.0	MLDR110420002		CR
Method Blank-PCBs	PCB-1232	0.0	U	270.0	MLDR110420002		CR
Method Blank-PCBs	PCB-1242	0.0	U	270.0	MLDR110420002		CR
Method Blank-PCBs	PCB-1248	0.0	U	270.0	MLDR110420002		CR
Method Blank-PCBs	PCB-1254	0.0	U	270.0	MLDR110420002		CR
Method Blank-PCBs	PCB-1260	0.0	U	270.0	MLDR110420002		CR
Method Blank-PCBs	Tetrachloro-m-xylene	110			MLDR110420002		CR
Method Blank-PCBs	Tetrachloro-m-xylene %R	107			MLDR110420002		CR

Approved: 4/20/11
Quality Control Officer

EPA Region 5 Mobile Lab

10 Mile Drain Site

St Clair Shores, MI

Report Number: MLSG110420-002
Samples Received: 04/20/2011

11ML0373 **Collection Date** 04/19/2011 **Sampled By:**

Sample Description: **TMD-SO 043/2-3 R (ug/Kg)**

This sample was run as a solid as is reported in ug/Kg units on as as received basis.

Test:	Parameter	Result	Flag	RL	Test Batch Num	Analyzed Date/Time	Analyst
PCBs	Decachlorobiphenyl	83			MLDR110426001	4/26/2011 5:11:00 PM	CR
PCBs	Decachlorobiphenyl %R	82.7			MLDR110426001	4/26/2011 5:11:00 PM	CR
PCBs	PCB-1016	0.0	U	280.0	MLDR110426001	4/26/2011 5:11:00 PM	CR
PCBs	PCB-1232	0.0	U	280.0	MLDR110426001	4/26/2011 5:11:00 PM	CR
PCBs	PCB-1242	0.0	U	280.0	MLDR110426001	4/26/2011 5:11:00 PM	CR
PCBs	PCB-1248	450		280.0	MLDR110426001	4/26/2011 5:11:00 PM	CR
PCBs	PCB-1254	0.0	U	280.0	MLDR110426001	4/26/2011 5:11:00 PM	CR
PCBs	PCB-1260	0.0	U	280.0	MLDR110426001	4/26/2011 5:11:00 PM	CR
PCBs	Tetrachloro-m-xylene	100			MLDR110426001	4/26/2011 5:11:00 PM	CR
PCBs	Tetrachloro-m-xylene %R	104			MLDR110426001	4/26/2011 5:11:00 PM	CR

11ML0374 **Collection Date** 04/19/2011 **Sampled By:**

Sample Description: **TMD-SO 043/6-7 (ug/Kg)**

This sample was run as a solid as is reported in ug/Kg units on as as received basis.

Test:	Parameter	Result	Flag	RL	Test Batch Num	Analyzed Date/Time	Analyst
PCBs	Decachlorobiphenyl	110			MLDR110426001	4/26/2011 5:11:00 PM	CR
PCBs	Decachlorobiphenyl %R	106			MLDR110426001	4/26/2011 5:11:00 PM	CR
PCBs	PCB-1016	0.0	U	270.0	MLDR110426001	4/26/2011 5:11:00 PM	CR
PCBs	PCB-1232	0.0	U	270.0	MLDR110426001	4/26/2011 5:11:00 PM	CR
PCBs	PCB-1242	0.0	U	270.0	MLDR110426001	4/26/2011 5:11:00 PM	CR
PCBs	PCB-1248	0.0	U	270.0	MLDR110426001	4/26/2011 5:11:00 PM	CR
PCBs	PCB-1254	0.0	U	270.0	MLDR110426001	4/26/2011 5:11:00 PM	CR
PCBs	PCB-1260	0.0	U	270.0	MLDR110426001	4/26/2011 5:11:00 PM	CR
PCBs	Tetrachloro-m-xylene	110			MLDR110426001	4/26/2011 5:11:00 PM	CR
PCBs	Tetrachloro-m-xylene %R	110			MLDR110426001	4/26/2011 5:11:00 PM	CR

11ML0375 **Collection Date** 04/19/2011 **Sampled By:**

Sample Description: **TMD-SO 043/10-11 (ug/Kg)**

This sample was run as a solid as is reported in ug/Kg units on as as received basis.

Test:	Parameter	Result	Flag	RL	Test Batch Num	Analyzed Date/Time	Analyst
PCBs	Decachlorobiphenyl	78			MLDR110426001	4/26/2011 5:11:00 PM	CR
PCBs	Decachlorobiphenyl %R	78.3			MLDR110426001	4/26/2011 5:11:00 PM	CR
PCBs	PCB-1016	0.0	U	280.0	MLDR110426001	4/26/2011 5:11:00 PM	CR
PCBs	PCB-1232	0.0	U	280.0	MLDR110426001	4/26/2011 5:11:00 PM	CR
PCBs	PCB-1242	0.0	U	280.0	MLDR110426001	4/26/2011 5:11:00 PM	CR
PCBs	PCB-1248	570		280.0	MLDR110426001	4/26/2011 5:11:00 PM	CR
PCBs	PCB-1254	0.0	U	280.0	MLDR110426001	4/26/2011 5:11:00 PM	CR
PCBs	PCB-1260	0.0	U	280.0	MLDR110426001	4/26/2011 5:11:00 PM	CR
PCBs	Tetrachloro-m-xylene	110			MLDR110426001	4/26/2011 5:11:00 PM	CR
PCBs	Tetrachloro-m-xylene %R	114			MLDR110426001	4/26/2011 5:11:00 PM	CR

Report Number: MLSG110420-002
Samples Received: 04/20/2011

11ML0376 **Collection Date** 04/19/2011 **Sampled By:**

Sample Description: **TMD-SO 043/11-12 (ug/Kg)**

This sample was run as a solid as is reported in ug/Kg units on as as received basis.

Test:	Parameter	Result	Flag	RL	Test Batch Num	Analyzed Date/Time	Analyst
PCBs	Decachlorobiphenyl	100			MLDR110426001	4/26/2011 5:11:00 PM	CR
PCBs	Decachlorobiphenyl %R	100			MLDR110426001	4/26/2011 5:11:00 PM	CR
PCBs	PCB-1016	0.0	U	310.0	MLDR110426001	4/26/2011 5:11:00 PM	CR
PCBs	PCB-1232	0.0	U	310.0	MLDR110426001	4/26/2011 5:11:00 PM	CR
PCBs	PCB-1242	0.0	U	310.0	MLDR110426001	4/26/2011 5:11:00 PM	CR
PCBs	PCB-1248	0.0	U	310.0	MLDR110426001	4/26/2011 5:11:00 PM	CR
PCBs	PCB-1254	0.0	U	310.0	MLDR110426001	4/26/2011 5:11:00 PM	CR
PCBs	PCB-1260	0.0	U	310.0	MLDR110426001	4/26/2011 5:11:00 PM	CR
PCBs	Tetrachloro-m-xylene	120			MLDR110426001	4/26/2011 5:11:00 PM	CR
PCBs	Tetrachloro-m-xylene %R	121			MLDR110426001	4/26/2011 5:11:00 PM	CR

Report Number: MLSG110420-003
Samples Received: 04/20/2011

11ML0377 **Collection Date** 04/20/2011 **Sampled By:**

Sample Description: **TMD-SO 044/1-2 (ug/Kg)**

This sample was run as a solid as is reported in ug/Kg units on as as received basis.

Test:	Parameter	Result	Flag	RL	Test Batch Num	Analyzed Date/Time	Analyst
PCBs	Decachlorobiphenyl	50			MLDR110426001	4/26/2011 5:11:00 PM	CR
PCBs	Decachlorobiphenyl %R	50.3			MLDR110426001	4/26/2011 5:11:00 PM	CR
PCBs	PCB-1016	0.0	U	270.0	MLDR110426001	4/26/2011 5:11:00 PM	CR
PCBs	PCB-1232	0.0	U	270.0	MLDR110426001	4/26/2011 5:11:00 PM	CR
PCBs	PCB-1242	0.0	U	270.0	MLDR110426001	4/26/2011 5:11:00 PM	CR
PCBs	PCB-1248	0.0	U	270.0	MLDR110426001	4/26/2011 5:11:00 PM	CR
PCBs	PCB-1254	0.0	U	270.0	MLDR110426001	4/26/2011 5:11:00 PM	CR
PCBs	PCB-1260	0.0	U	270.0	MLDR110426001	4/26/2011 5:11:00 PM	CR
PCBs	Tetrachloro-m-xylene	79			MLDR110426001	4/26/2011 5:11:00 PM	CR
PCBs	Tetrachloro-m-xylene %R	79.5			MLDR110426001	4/26/2011 5:11:00 PM	CR

11ML0378 **Collection Date** 04/20/2011 **Sampled By:**

Sample Description: **TMD-SO 044/1-2 R (ug/Kg)**

This sample was run as a solid as is reported in ug/Kg units on as as received basis.

Test:	Parameter	Result	Flag	RL	Test Batch Num	Analyzed Date/Time	Analyst
PCBs	Decachlorobiphenyl	85			MLDR110426001	4/26/2011 5:11:00 PM	CR
PCBs	Decachlorobiphenyl %R	84.5			MLDR110426001	4/26/2011 5:11:00 PM	CR
PCBs	PCB-1016	0.0	U	210.0	MLDR110426001	4/26/2011 5:11:00 PM	CR
PCBs	PCB-1232	0.0	U	210.0	MLDR110426001	4/26/2011 5:11:00 PM	CR
PCBs	PCB-1242	0.0	U	210.0	MLDR110426001	4/26/2011 5:11:00 PM	CR
PCBs	PCB-1248	0.0	U	210.0	MLDR110426001	4/26/2011 5:11:00 PM	CR
PCBs	PCB-1254	0.0	U	210.0	MLDR110426001	4/26/2011 5:11:00 PM	CR
PCBs	PCB-1260	0.0	U	210.0	MLDR110426001	4/26/2011 5:11:00 PM	CR
PCBs	Tetrachloro-m-xylene	82			MLDR110426001	4/26/2011 5:11:00 PM	CR
PCBs	Tetrachloro-m-xylene %R	81.7			MLDR110426001	4/26/2011 5:11:00 PM	CR

11ML0379 Collection Date 04/20/2011 Sampled By:

Sample Description: **TMD-SO 044/2-3 (ug/Kg)**

This sample was run as a solid as is reported in ug/Kg units on as as received basis.

Test:	Parameter	Result	Flag	RL	Test Batch Num	Analyzed Date/Time	Analyst
PCBs	Decachlorobiphenyl	53			MLDR110426001	4/26/2011 5:11:00 PM	CR
PCBs	Decachlorobiphenyl %R	52.8			MLDR110426001	4/26/2011 5:11:00 PM	CR
PCBs	PCB-1016	0.0	U	260.0	MLDR110426001	4/26/2011 5:11:00 PM	CR
PCBs	PCB-1232	0.0	U	260.0	MLDR110426001	4/26/2011 5:11:00 PM	CR
PCBs	PCB-1242	0.0	U	260.0	MLDR110426001	4/26/2011 5:11:00 PM	CR
PCBs	PCB-1248	0.0	U	260.0	MLDR110426001	4/26/2011 5:11:00 PM	CR
PCBs	PCB-1254	0.0	U	260.0	MLDR110426001	4/26/2011 5:11:00 PM	CR
PCBs	PCB-1260	0.0	U	260.0	MLDR110426001	4/26/2011 5:11:00 PM	CR
PCBs	Tetrachloro-m-xylene	83			MLDR110426001	4/26/2011 5:11:00 PM	CR
PCBs	Tetrachloro-m-xylene %R	83.4			MLDR110426001	4/26/2011 5:11:00 PM	CR

11ML0380 Collection Date 04/20/2011 Sampled By:

Sample Description: **TMD-SO 045/1-2 (ug/Kg)**

This sample was run as a solid as is reported in ug/Kg units on as as received basis.

Test:	Parameter	Result	Flag	RL	Test Batch Num	Analyzed Date/Time	Analyst
PCBs	Decachlorobiphenyl	23			MLDR110426001	4/26/2011 5:11:00 PM	CR
PCBs	Decachlorobiphenyl %R	23.4	J		MLDR110426001	4/26/2011 5:11:00 PM	CR
PCBs	PCB-1016	0.0	UJ	180.0	MLDR110426001	4/26/2011 5:11:00 PM	CR
PCBs	PCB-1232	0.0	UJ	180.0	MLDR110426001	4/26/2011 5:11:00 PM	CR
PCBs	PCB-1242	0.0	UJ	180.0	MLDR110426001	4/26/2011 5:11:00 PM	CR
PCBs	PCB-1248	0.0	UJ	180.0	MLDR110426001	4/26/2011 5:11:00 PM	CR
PCBs	PCB-1254	0.0	UJ	180.0	MLDR110426001	4/26/2011 5:11:00 PM	CR
PCBs	PCB-1260	0.0	UJ	180.0	MLDR110426001	4/26/2011 5:11:00 PM	CR
PCBs	Tetrachloro-m-xylene	40			MLDR110426001	4/26/2011 5:11:00 PM	CR
PCBs	Tetrachloro-m-xylene %R	40.4	J		MLDR110426001	4/26/2011 5:11:00 PM	CR

11ML0381 Collection Date 04/20/2011 Sampled By:

Sample Description: **TMD-SO 045/2-3 (ug/Kg)**

This sample was run as a solid as is reported in ug/Kg units on as as received basis.

Test:	Parameter	Result	Flag	RL	Test Batch Num	Analyzed Date/Time	Analyst
PCBs	Decachlorobiphenyl	15			MLDR110426001	4/26/2011 5:11:00 PM	CR
PCBs	Decachlorobiphenyl %R	15.2	J		MLDR110426001	4/26/2011 5:11:00 PM	CR
PCBs	PCB-1016	0.0	UJ	210.0	MLDR110426001	4/26/2011 5:11:00 PM	CR
PCBs	PCB-1232	0.0	UJ	210.0	MLDR110426001	4/26/2011 5:11:00 PM	CR
PCBs	PCB-1242	0.0	UJ	210.0	MLDR110426001	4/26/2011 5:11:00 PM	CR
PCBs	PCB-1248	0.0	UJ	210.0	MLDR110426001	4/26/2011 5:11:00 PM	CR
PCBs	PCB-1254	0.0	UJ	210.0	MLDR110426001	4/26/2011 5:11:00 PM	CR
PCBs	PCB-1260	0.0	UJ	210.0	MLDR110426001	4/26/2011 5:11:00 PM	CR
PCBs	Tetrachloro-m-xylene	36			MLDR110426001	4/26/2011 5:11:00 PM	CR
PCBs	Tetrachloro-m-xylene %R	36.4	J		MLDR110426001	4/26/2011 5:11:00 PM	CR

11ML0382 Collection Date 04/20/2011 Sampled By:

Sample Description: **TMD-SO 046/1-2**

This sample was run as a solid as is reported in ug/Kg units on as as received basis.

Test:	Parameter	Result	Flag	RL	Test Batch Num	Analyzed Date/Time	Analyst
PCBs	Decachlorobiphenyl	60			MLDR110426001	4/26/2011 5:11:00 PM	CR
PCBs	Decachlorobiphenyl %R	60.5			MLDR110426001	4/26/2011 5:11:00 PM	CR
PCBs	PCB-1016	0.0	U	240.0	MLDR110426001	4/26/2011 5:11:00 PM	CR
PCBs	PCB-1232	0.0	U	240.0	MLDR110426001	4/26/2011 5:11:00 PM	CR
PCBs	PCB-1242	0.0	U	240.0	MLDR110426001	4/26/2011 5:11:00 PM	CR
PCBs	PCB-1248	1500		240.0	MLDR110426001	4/26/2011 5:11:00 PM	CR
PCBs	PCB-1254	0.0	U	240.0	MLDR110426001	4/26/2011 5:11:00 PM	CR
PCBs	PCB-1260	0.0	U	240.0	MLDR110426001	4/26/2011 5:11:00 PM	CR
PCBs	Tetrachloro-m-xylene	73			MLDR110426001	4/26/2011 5:11:00 PM	CR
PCBs	Tetrachloro-m-xylene %R	72.7			MLDR110426001	4/26/2011 5:11:00 PM	CR

11ML0383 Collection Date 04/20/2011 Sampled By:

Sample Description: **TMD-SO 046/2-3**

This sample was run as a solid as is reported in ug/Kg units on as as received basis.

Test:	Parameter	Result	Flag	RL	Test Batch Num	Analyzed Date/Time	Analyst
PCBs	Decachlorobiphenyl	58			MLDR110426001	4/26/2011 5:11:00 PM	CR
PCBs	Decachlorobiphenyl %R	57.9			MLDR110426001	4/26/2011 5:11:00 PM	CR
PCBs	PCB-1016	0.0	U	230.0	MLDR110426001	4/26/2011 5:11:00 PM	CR
PCBs	PCB-1232	0.0	U	230.0	MLDR110426001	4/26/2011 5:11:00 PM	CR
PCBs	PCB-1242	0.0	U	230.0	MLDR110426001	4/26/2011 5:11:00 PM	CR
PCBs	PCB-1248	0.0	U	230.0	MLDR110426001	4/26/2011 5:11:00 PM	CR
PCBs	PCB-1254	0.0	U	230.0	MLDR110426001	4/26/2011 5:11:00 PM	CR
PCBs	PCB-1260	0.0	U	230.0	MLDR110426001	4/26/2011 5:11:00 PM	CR
PCBs	Tetrachloro-m-xylene	66			MLDR110426001	4/26/2011 5:11:00 PM	CR
PCBs	Tetrachloro-m-xylene %R	65.8			MLDR110426001	4/26/2011 5:11:00 PM	CR

11ML0384 Collection Date 04/20/2011 Sampled By:

Sample Description: **TMD-SO 046/4-4.8**

This sample was run as a solid as is reported in ug/Kg units on as as received basis.

Test:	Parameter	Result	Flag	RL	Test Batch Num	Analyzed Date/Time	Analyst
PCBs	Decachlorobiphenyl	51			MLDR110426001	4/26/2011 5:11:00 PM	CR
PCBs	Decachlorobiphenyl %R	50.7			MLDR110426001	4/26/2011 5:11:00 PM	CR
PCBs	PCB-1016	0.0	U	230.0	MLDR110426001	4/26/2011 5:11:00 PM	CR
PCBs	PCB-1232	0.0	U	230.0	MLDR110426001	4/26/2011 5:11:00 PM	CR
PCBs	PCB-1242	0.0	U	230.0	MLDR110426001	4/26/2011 5:11:00 PM	CR
PCBs	PCB-1248	0.0	U	230.0	MLDR110426001	4/26/2011 5:11:00 PM	CR
PCBs	PCB-1254	0.0	U	230.0	MLDR110426001	4/26/2011 5:11:00 PM	CR
PCBs	PCB-1260	0.0	U	230.0	MLDR110426001	4/26/2011 5:11:00 PM	CR
PCBs	Tetrachloro-m-xylene	59			MLDR110426001	4/26/2011 5:11:00 PM	CR
PCBs	Tetrachloro-m-xylene %R	58.9			MLDR110426001	4/26/2011 5:11:00 PM	CR

11ML0385 Collection Date 04/20/2011 Sampled By:

Sample Description: **TMD-SO 046/6-7**

This sample was run as a solid as is reported in ug/Kg units on as as received basis.

Test:	Parameter	Result	Flag	RL	Test Batch Num	Analyzed Date/Time	Analyst
PCBs	Decachlorobiphenyl	61			MLDR110426001	4/26/2011 5:11:00 PM	CR

11ML0385 Collection Date 04/20/2011 Sampled By:

Sample Description: **TMD-SO 046/6-7**

This sample was run as a solid as is reported in ug/Kg units on as as received basis.

Test:	Parameter	Result	Flag	RL	Test Batch Num	Analyzed Date/Time	Analyst
PCBs	Decachlorobiphenyl %R	61.2			MLDR110426001	4/26/2011 5:11:00 PM	CR
PCBs	PCB-1016	0.0	U	230.0	MLDR110426001	4/26/2011 5:11:00 PM	CR
PCBs	PCB-1232	0.0	U	230.0	MLDR110426001	4/26/2011 5:11:00 PM	CR
PCBs	PCB-1242	0.0	U	230.0	MLDR110426001	4/26/2011 5:11:00 PM	CR
PCBs	PCB-1248	0.0	U	230.0	MLDR110426001	4/26/2011 5:11:00 PM	CR
PCBs	PCB-1254	0.0	U	230.0	MLDR110426001	4/26/2011 5:11:00 PM	CR
PCBs	PCB-1260	0.0	U	230.0	MLDR110426001	4/26/2011 5:11:00 PM	CR
PCBs	Tetrachloro-m-xylene	75			MLDR110426001	4/26/2011 5:11:00 PM	CR
PCBs	Tetrachloro-m-xylene %R	74.8			MLDR110426001	4/26/2011 5:11:00 PM	CR

11ML0386 Collection Date 04/20/2011 Sampled By:

Sample Description: **TMD-SO 046/8-9**

This sample was run as a solid as is reported in ug/Kg units on as as received basis.

Test:	Parameter	Result	Flag	RL	Test Batch Num	Analyzed Date/Time	Analyst
PCBs	Decachlorobiphenyl	83			MLDR110426001	4/26/2011 5:11:00 PM	CR
PCBs	Decachlorobiphenyl %R	83.1			MLDR110426001	4/26/2011 5:11:00 PM	CR
PCBs	PCB-1016	0.0	U	220.0	MLDR110426001	4/26/2011 5:11:00 PM	CR
PCBs	PCB-1232	0.0	U	220.0	MLDR110426001	4/26/2011 5:11:00 PM	CR
PCBs	PCB-1242	0.0	U	220.0	MLDR110426001	4/26/2011 5:11:00 PM	CR
PCBs	PCB-1248	0.0	U	220.0	MLDR110426001	4/26/2011 5:11:00 PM	CR
PCBs	PCB-1254	0.0	U	220.0	MLDR110426001	4/26/2011 5:11:00 PM	CR
PCBs	PCB-1260	0.0	U	220.0	MLDR110426001	4/26/2011 5:11:00 PM	CR
PCBs	Tetrachloro-m-xylene	83			MLDR110426001	4/26/2011 5:11:00 PM	CR
PCBs	Tetrachloro-m-xylene %R	83.3			MLDR110426001	4/26/2011 5:11:00 PM	CR

11ML0387 Collection Date 04/20/2011 Sampled By:

Sample Description: **TMD-SO 046/10-11**

This sample was run as a solid as is reported in ug/Kg units on as as received basis.

Test:	Parameter	Result	Flag	RL	Test Batch Num	Analyzed Date/Time	Analyst
PCBs	Decachlorobiphenyl	78			MLDR110426001	4/26/2011 5:11:00 PM	CR
PCBs	Decachlorobiphenyl %R	78.3			MLDR110426001	4/26/2011 5:11:00 PM	CR
PCBs	PCB-1016	0.0	U	320.0	MLDR110426001	4/26/2011 5:11:00 PM	CR
PCBs	PCB-1232	0.0	U	320.0	MLDR110426001	4/26/2011 5:11:00 PM	CR
PCBs	PCB-1242	0.0	U	320.0	MLDR110426001	4/26/2011 5:11:00 PM	CR
PCBs	PCB-1248	0.0	U	320.0	MLDR110426001	4/26/2011 5:11:00 PM	CR
PCBs	PCB-1254	0.0	U	320.0	MLDR110426001	4/26/2011 5:11:00 PM	CR
PCBs	PCB-1260	0.0	U	320.0	MLDR110426001	4/26/2011 5:11:00 PM	CR
PCBs	Tetrachloro-m-xylene	81			MLDR110426001	4/26/2011 5:11:00 PM	CR
PCBs	Tetrachloro-m-xylene %R	81.2			MLDR110426001	4/26/2011 5:11:00 PM	CR

11ML0388 Collection Date 04/20/2011 Sampled By:

Sample Description: **TMD-SO 047/1-2**

This sample was run as a solid as is reported in ug/Kg units on as as received basis.

Test:	Parameter	Result	Flag	RL	Test Batch Num	Analyzed Date/Time	Analyst
PCBs	Decachlorobiphenyl	85			MLDR110426001	4/26/2011 5:11:00 PM	CR
PCBs	Decachlorobiphenyl %R	84.9			MLDR110426001	4/26/2011 5:11:00 PM	CR

11ML0388 Collection Date 04/20/2011 Sampled By:

Sample Description: **TMD-SO 047/1-2**

This sample was run as a solid as is reported in ug/Kg units on as as received basis.

Test:	Parameter	Result	Flag	RL	Test Batch Num	Analyzed Date/Time	Analyst
PCBs	PCB-1016	0.0	U	240.0	MLDR110426001	4/26/2011 5:11:00 PM	CR
PCBs	PCB-1232	0.0	U	240.0	MLDR110426001	4/26/2011 5:11:00 PM	CR
PCBs	PCB-1242	0.0	U	240.0	MLDR110426001	4/26/2011 5:11:00 PM	CR
PCBs	PCB-1248	0.0	U	240.0	MLDR110426001	4/26/2011 5:11:00 PM	CR
PCBs	PCB-1254	0.0	U	240.0	MLDR110426001	4/26/2011 5:11:00 PM	CR
PCBs	PCB-1260	0.0	U	240.0	MLDR110426001	4/26/2011 5:11:00 PM	CR
PCBs	Tetrachloro-m-xylene	87			MLDR110426001	4/26/2011 5:11:00 PM	CR
PCBs	Tetrachloro-m-xylene %R	86.9			MLDR110426001	4/26/2011 5:11:00 PM	CR

11ML0389 Collection Date 04/20/2011 Sampled By:

Sample Description: **TMD-SO 047/2-3**

This sample was run as a solid as is reported in ug/Kg units on as as received basis.

Test:	Parameter	Result	Flag	RL	Test Batch Num	Analyzed Date/Time	Analyst
PCBs	Decachlorobiphenyl	63			MLDR110426001	4/26/2011 5:11:00 PM	CR
PCBs	Decachlorobiphenyl %R	63.5			MLDR110426001	4/26/2011 5:11:00 PM	CR
PCBs	PCB-1016	0.0	U	270.0	MLDR110426001	4/26/2011 5:11:00 PM	CR
PCBs	PCB-1232	0.0	U	270.0	MLDR110426001	4/26/2011 5:11:00 PM	CR
PCBs	PCB-1242	0.0	U	270.0	MLDR110426001	4/26/2011 5:11:00 PM	CR
PCBs	PCB-1248	0.0	U	270.0	MLDR110426001	4/26/2011 5:11:00 PM	CR
PCBs	PCB-1254	0.0	U	270.0	MLDR110426001	4/26/2011 5:11:00 PM	CR
PCBs	PCB-1260	0.0	U	270.0	MLDR110426001	4/26/2011 5:11:00 PM	CR
PCBs	Tetrachloro-m-xylene	78			MLDR110426001	4/26/2011 5:11:00 PM	CR
PCBs	Tetrachloro-m-xylene %R	78.2			MLDR110426001	4/26/2011 5:11:00 PM	CR

11ML0390 Collection Date 04/20/2011 Sampled By:

Sample Description: **TMD-SO 047/4-5**

This sample was run as a solid as is reported in ug/Kg units on as as received basis.

Test:	Parameter	Result	Flag	RL	Test Batch Num	Analyzed Date/Time	Analyst
PCBs	Decachlorobiphenyl	84			MLDR110426001	4/26/2011 5:11:00 PM	CR
PCBs	Decachlorobiphenyl %R	83.9			MLDR110426001	4/26/2011 5:11:00 PM	CR
PCBs	PCB-1016	0.0	U	210.0	MLDR110426001	4/26/2011 5:11:00 PM	CR
PCBs	PCB-1232	0.0	U	210.0	MLDR110426001	4/26/2011 5:11:00 PM	CR
PCBs	PCB-1242	0.0	U	210.0	MLDR110426001	4/26/2011 5:11:00 PM	CR
PCBs	PCB-1248	0.0	U	210.0	MLDR110426001	4/26/2011 5:11:00 PM	CR
PCBs	PCB-1254	0.0	U	210.0	MLDR110426001	4/26/2011 5:11:00 PM	CR
PCBs	PCB-1260	0.0	U	210.0	MLDR110426001	4/26/2011 5:11:00 PM	CR
PCBs	Tetrachloro-m-xylene	88			MLDR110426001	4/26/2011 5:11:00 PM	CR
PCBs	Tetrachloro-m-xylene %R	88.3			MLDR110426001	4/26/2011 5:11:00 PM	CR

11ML0391 Collection Date 04/20/2011 Sampled By:

Sample Description: **TMD-SO 047/6-7**

This sample was run as a solid as is reported in ug/Kg units on as as received basis.

Test:	Parameter	Result	Flag	RL	Test Batch Num	Analyzed Date/Time	Analyst
PCBs	Decachlorobiphenyl	90			MLDR110426001	4/26/2011 5:11:00 PM	CR
PCBs	Decachlorobiphenyl %R	90.2			MLDR110426001	4/26/2011 5:11:00 PM	CR
PCBs	PCB-1016	0.0	U	270.0	MLDR110426001	4/26/2011 5:11:00 PM	CR

11ML0391 Collection Date 04/20/2011 Sampled By:

Sample Description: **TMD-SO 047/6-7**

This sample was run as a solid as is reported in ug/Kg units on as as received basis.

Test:	Parameter	Result	Flag	RL	Test Batch Num	Analyzed Date/Time	Analyst
PCBs	PCB-1232	0.0	U	270.0	MLDR110426001	4/26/2011 5:11:00 PM	CR
PCBs	PCB-1242	0.0	U	270.0	MLDR110426001	4/26/2011 5:11:00 PM	CR
PCBs	PCB-1248	0.0	U	270.0	MLDR110426001	4/26/2011 5:11:00 PM	CR
PCBs	PCB-1254	0.0	U	270.0	MLDR110426001	4/26/2011 5:11:00 PM	CR
PCBs	PCB-1260	0.0	U	270.0	MLDR110426001	4/26/2011 5:11:00 PM	CR
PCBs	Tetrachloro-m-xylene	86			MLDR110426001	4/26/2011 5:11:00 PM	CR
PCBs	Tetrachloro-m-xylene %R	86.4			MLDR110426001	4/26/2011 5:11:00 PM	CR

MLDE110420003BIn01 Collection Date 04/20/2011 Sampled By: CR

Sample Description:

Batch Level QC Sample

Test:	Parameter	Result	Flag	RL	Test Batch Num	Analyzed Date/Time	Analyst
Method Blank-PCBs	Decachlorobiphenyl	75			MLDR110426001		CR
Method Blank-PCBs	Decachlorobiphenyl %R	75			MLDR110426001		CR
Method Blank-PCBs	PCB-1016	0.0	U	210.0	MLDR110426001		CR
Method Blank-PCBs	PCB-1232	0.0	U	210.0	MLDR110426001		CR
Method Blank-PCBs	PCB-1242	0.0	U	210.0	MLDR110426001		CR
Method Blank-PCBs	PCB-1248	0.0	U	210.0	MLDR110426001		CR
Method Blank-PCBs	PCB-1254	0.0	U	210.0	MLDR110426001		CR
Method Blank-PCBs	PCB-1260	0.0	U	210.0	MLDR110426001		CR
Method Blank-PCBs	Tetrachloro-m-xylene	96			MLDR110426001		CR
Method Blank-PCBs	Tetrachloro-m-xylene %R	96.2			MLDR110426001		CR

Approved:
Quality Control Officer

Site Name: 10 Mile Drain
TDF# 5-314-001
Date Issued: 04/21/11
Analysis: PCBs

Author: Christina Rice
Charge# 03037.4.14.02.03.B5BE.000.001
Report Title: StClair 1-15

NARRATIVE

Twenty (20) soil samples were submitted to FASP (Field Analytical Support Program) for PCB analysis. The samples were run without significant complications. The following twenty (20) samples are included in this narrative:

11CT03-01	11CT03-02	11CT03-03	11CT03-04
11CT03-05	11CT03-06	11CT03-07	11CT03-08
11CT03-09	11CT03-10	11CT03-11	11CT03-12
11CT03-13	11CT03-14	11CT03-15	11CT03-16
11CT03-17	11CT03-18	11CT03-19	11CT03-20

PCBs Analysis

Sample Collection and Analysis

The samples were collected on April 19, 2011 and were analyzed on April 20, 2011 within the required hold times for PCBs.

Initial and Continuing Calibration

The initial calibration for AR1248 was run on April 20, 2011 and all compounds met the calibration criteria of <30% RSD (relative standard deviation).

Sample QC (Method Blanks, Matrix Spikes and Surrogates)

Method blank MLDE110419002Bln01 was found to be free of all target analytes at the stated detection limit.

All surrogate recoveries were within the acceptance limits of 50-150 %R with the exception of decachlorobiphenyl, which was low in TMD-SO 040/10-11, TMD-SO 041/1-2, TMD-SO 041/4-5, and TMD-SO 041/6-7. No action is taken when only one surrogate is out of control.

Sample TMD-SO 042/2-3 was utilized as the matrix spike in this sample delivery group. The percent recoveries of all spiked compounds were within acceptance criteria of 50-150 %R (percent recovery).

Sample TMD-SO 043/1-2 was utilized as the matrix spike in this sample delivery group. The percent recoveries of all spiked compounds were within acceptance criteria of 50-150 %R (percent recovery).

Reviewed By: Karen D. Date: 4/21/11

Site Name: 10 Mile Drain
TDF# 5-314-001
Date Issued: 04/21/11
Analysis: PCBs

Author: Christina Rice
Charge# 03037.4.14.02.03.B5BE.000.001
Report Title: StClair 1-15

An experienced analyst reviewed the chromatograms to ensure that no pattern matches for any of the standard Aroclors were present.

Flag	Description
J	The reported value is considered estimated due to Quality Control Issues
U	The compound is non-detect at the reported value

Reviewed By: Kevin DO Date: 4/21/11

EPA Region 5 Mobile Lab

10 Mile Drain Site

St Clair Shores, MI

Report Number: MLSG110420-002
Samples Received: 04/20/2011

11ML0353 **Collection Date** 04/19/2011 **Sampled By:**

Sample Description: **TMD-SO 040/1-2 (ug/Kg)**

Test:	Parameter	Result	Flag	RL	Test Batch Num	Analyzed Date/Time	Analyst
PCBs	Decachlorobiphenyl	60			MLDR110421001	4/21/2011 8:45:00 AM	CR
PCBs	Decachlorobiphenyl %R	59.6			MLDR110421001	4/21/2011 8:45:00 AM	CR
PCBs	PCB-1016	0.0	U	310.0	MLDR110421001	4/21/2011 8:45:00 AM	CR
PCBs	PCB-1232	0.0	U	310.0	MLDR110421001	4/21/2011 8:45:00 AM	CR
PCBs	PCB-1242	0.0	U	310.0	MLDR110421001	4/21/2011 8:45:00 AM	CR
PCBs	PCB-1248	0.0	U	310.0	MLDR110421001	4/21/2011 8:45:00 AM	CR
PCBs	PCB-1254	0.0	U	310.0	MLDR110421001	4/21/2011 8:45:00 AM	CR
PCBs	PCB-1260	0.0	U	310.0	MLDR110421001	4/21/2011 8:45:00 AM	CR
PCBs	Tetrachloro-m-xylene	90			MLDR110421001	4/21/2011 8:45:00 AM	CR
PCBs	Tetrachloro-m-xylene %R	90.5			MLDR110421001	4/21/2011 8:45:00 AM	CR

11ML0354 **Collection Date** 04/19/2011 **Sampled By:**

Sample Description: **TMD-SO 040/2-3 (ug/Kg)**

Test:	Parameter	Result	Flag	RL	Test Batch Num	Analyzed Date/Time	Analyst
PCBs	Decachlorobiphenyl	70			MLDR110421001	4/21/2011 8:46:00 AM	CR
PCBs	Decachlorobiphenyl %R	69.6			MLDR110421001	4/21/2011 8:46:00 AM	CR
PCBs	PCB-1016	0.0	U	290.0	MLDR110421001	4/21/2011 8:46:00 AM	CR
PCBs	PCB-1232	0.0	U	290.0	MLDR110421001	4/21/2011 8:46:00 AM	CR
PCBs	PCB-1242	0.0	U	290.0	MLDR110421001	4/21/2011 8:46:00 AM	CR
PCBs	PCB-1248	0.0	U	290.0	MLDR110421001	4/21/2011 8:46:00 AM	CR
PCBs	PCB-1254	0.0	U	290.0	MLDR110421001	4/21/2011 8:46:00 AM	CR
PCBs	PCB-1260	0.0	U	290.0	MLDR110421001	4/21/2011 8:46:00 AM	CR
PCBs	Tetrachloro-m-xylene	92			MLDR110421001	4/21/2011 8:46:00 AM	CR
PCBs	Tetrachloro-m-xylene %R	92.0			MLDR110421001	4/21/2011 8:46:00 AM	CR

11ML0355 **Collection Date** 04/19/2011 **Sampled By:**

Sample Description: **TMD-SO 040/5-6 (ug/Kg)**

Test:	Parameter	Result	Flag	RL	Test Batch Num	Analyzed Date/Time	Analyst
PCBs	Decachlorobiphenyl	56			MLDR110421001	4/21/2011 8:46:00 AM	CR
PCBs	Decachlorobiphenyl %R	55.6			MLDR110421001	4/21/2011 8:46:00 AM	CR
PCBs	PCB-1016	0.0	U	220.0	MLDR110421001	4/21/2011 8:46:00 AM	CR
PCBs	PCB-1232	0.0	U	220.0	MLDR110421001	4/21/2011 8:46:00 AM	CR
PCBs	PCB-1242	0.0	U	220.0	MLDR110421001	4/21/2011 8:46:00 AM	CR
PCBs	PCB-1248	0.0	U	220.0	MLDR110421001	4/21/2011 8:46:00 AM	CR
PCBs	PCB-1254	0.0	U	220.0	MLDR110421001	4/21/2011 8:46:00 AM	CR
PCBs	PCB-1260	0.0	U	220.0	MLDR110421001	4/21/2011 8:46:00 AM	CR
PCBs	Tetrachloro-m-xylene	79			MLDR110421001	4/21/2011 8:46:00 AM	CR
PCBs	Tetrachloro-m-xylene %R	78.8			MLDR110421001	4/21/2011 8:46:00 AM	CR

11ML0356 Collection Date 04/19/2011 Sampled By:

Sample Description: **TMD-SO 040/10-11 (ug/Kg)**

Test:	Parameter	Result	Flag	RL	Test Batch Num	Analyzed Date/Time	Analyst
PCBs	Decachlorobiphenyl	35			MLDR110421001	4/21/2011 8:47:00 AM	CR
PCBs	Decachlorobiphenyl %R	35.2	J		MLDR110421001	4/21/2011 8:47:00 AM	CR
PCBs	PCB-1016	0.0	U	220.0	MLDR110421001	4/21/2011 8:47:00 AM	CR
PCBs	PCB-1232	0.0	U	220.0	MLDR110421001	4/21/2011 8:47:00 AM	CR
PCBs	PCB-1242	0.0	U	220.0	MLDR110421001	4/21/2011 8:47:00 AM	CR
PCBs	PCB-1248	280		220.0	MLDR110421001	4/21/2011 8:47:00 AM	CR
PCBs	PCB-1254	0.0	U	220.0	MLDR110421001	4/21/2011 8:47:00 AM	CR
PCBs	PCB-1260	0.0	U	220.0	MLDR110421001	4/21/2011 8:47:00 AM	CR
PCBs	Tetrachloro-m-xylene	52			MLDR110421001	4/21/2011 8:47:00 AM	CR
PCBs	Tetrachloro-m-xylene %R	52.1			MLDR110421001	4/21/2011 8:47:00 AM	CR

11ML0357 Collection Date 04/19/2011 Sampled By:

Sample Description: **TMD-SO 040/11.1-12.1 (ug/Kg)**

Test:	Parameter	Result	Flag	RL	Test Batch Num	Analyzed Date/Time	Analyst
PCBs	Decachlorobiphenyl	68			MLDR110421001	4/21/2011 8:48:00 AM	CR
PCBs	Decachlorobiphenyl %R	68.1			MLDR110421001	4/21/2011 8:48:00 AM	CR
PCBs	PCB-1016	0.0	U	280.0	MLDR110421001	4/21/2011 8:48:00 AM	CR
PCBs	PCB-1232	0.0	U	280.0	MLDR110421001	4/21/2011 8:48:00 AM	CR
PCBs	PCB-1242	0.0	U	280.0	MLDR110421001	4/21/2011 8:48:00 AM	CR
PCBs	PCB-1248	0.0	U	280.0	MLDR110421001	4/21/2011 8:48:00 AM	CR
PCBs	PCB-1254	0.0	U	280.0	MLDR110421001	4/21/2011 8:48:00 AM	CR
PCBs	PCB-1260	0.0	U	280.0	MLDR110421001	4/21/2011 8:48:00 AM	CR
PCBs	Tetrachloro-m-xylene	85			MLDR110421001	4/21/2011 8:48:00 AM	CR
PCBs	Tetrachloro-m-xylene %R	85.4			MLDR110421001	4/21/2011 8:48:00 AM	CR

11ML0358 Collection Date 04/19/2011 Sampled By:

Sample Description: **TMD-SO 041/1-2 (ug/Kg)**

Test:	Parameter	Result	Flag	RL	Test Batch Num	Analyzed Date/Time	Analyst
PCBs	Decachlorobiphenyl	42			MLDR110421001	4/21/2011 8:48:00 AM	CR
PCBs	Decachlorobiphenyl %R	41.7	J		MLDR110421001	4/21/2011 8:48:00 AM	CR
PCBs	PCB-1016	0.0	U	320.0	MLDR110421001	4/21/2011 8:48:00 AM	CR
PCBs	PCB-1232	0.0	U	320.0	MLDR110421001	4/21/2011 8:48:00 AM	CR
PCBs	PCB-1242	0.0	U	320.0	MLDR110421001	4/21/2011 8:48:00 AM	CR
PCBs	PCB-1248	0.0	U	320.0	MLDR110421001	4/21/2011 8:48:00 AM	CR
PCBs	PCB-1254	0.0	U	320.0	MLDR110421001	4/21/2011 8:48:00 AM	CR
PCBs	PCB-1260	0.0	U	320.0	MLDR110421001	4/21/2011 8:48:00 AM	CR
PCBs	Tetrachloro-m-xylene	61			MLDR110421001	4/21/2011 8:48:00 AM	CR
PCBs	Tetrachloro-m-xylene %R	60.6			MLDR110421001	4/21/2011 8:48:00 AM	CR

11ML0359 Collection Date 04/19/2011 Sampled By:

Sample Description: **TMD-SO 041/2-3 (ug/Kg)**

Test:	Parameter	Result	Flag	RL	Test Batch Num	Analyzed Date/Time	Analyst
PCBs	Decachlorobiphenyl	54			MLDR110421001	4/21/2011 8:48:00 AM	CR

11ML0359 Collection Date 04/19/2011 Sampled By:

Sample Description: TMD-SO 041/2-3 (ug/Kg)

Test:	Parameter	Result	Flag	RL	Test Batch Num	Analyzed Date/Time	Analyst
PCBs	Decachlorobiphenyl %R	53.9			MLDR110421001	4/21/2011 8:49:00 AM	CR
PCBs	PCB-1016	0.0	U	250.0	MLDR110421001	4/21/2011 8:49:00 AM	CR
PCBs	PCB-1232	0.0	U	250.0	MLDR110421001	4/21/2011 8:49:00 AM	CR
PCBs	PCB-1242	0.0	U	250.0	MLDR110421001	4/21/2011 8:49:00 AM	CR
PCBs	PCB-1248	0.0	U	250.0	MLDR110421001	4/21/2011 8:49:00 AM	CR
PCBs	PCB-1254	0.0	U	250.0	MLDR110421001	4/21/2011 8:49:00 AM	CR
PCBs	PCB-1260	0.0	U	250.0	MLDR110421001	4/21/2011 8:49:00 AM	CR
PCBs	Tetrachloro-m-xylene	60			MLDR110421001	4/21/2011 8:49:00 AM	CR
PCBs	Tetrachloro-m-xylene %R	60.5			MLDR110421001	4/21/2011 8:49:00 AM	CR

11ML0360 Collection Date 04/19/2011 Sampled By:

Sample Description: TMD-SO 041/4-5 (ug/Kg)

Test:	Parameter	Result	Flag	RL	Test Batch Num	Analyzed Date/Time	Analyst
PCBs	Decachlorobiphenyl	41			MLDR110421001	4/21/2011 8:49:00 AM	CR
PCBs	Decachlorobiphenyl %R	41.3	J		MLDR110421001	4/21/2011 8:49:00 AM	CR
PCBs	PCB-1016	0.0	U	280.0	MLDR110421001	4/21/2011 8:49:00 AM	CR
PCBs	PCB-1232	0.0	U	280.0	MLDR110421001	4/21/2011 8:49:00 AM	CR
PCBs	PCB-1242	0.0	U	280.0	MLDR110421001	4/21/2011 8:49:00 AM	CR
PCBs	PCB-1248	0.0	U	280.0	MLDR110421001	4/21/2011 8:49:00 AM	CR
PCBs	PCB-1254	0.0	U	280.0	MLDR110421001	4/21/2011 8:49:00 AM	CR
PCBs	PCB-1260	0.0	U	280.0	MLDR110421001	4/21/2011 8:49:00 AM	CR
PCBs	Tetrachloro-m-xylene	52			MLDR110421001	4/21/2011 8:49:00 AM	CR
PCBs	Tetrachloro-m-xylene %R	51.6			MLDR110421001	4/21/2011 8:49:00 AM	CR

11ML0361 Collection Date 04/19/2011 Sampled By:

Sample Description: TMD-SO 041/6-7 (ug/Kg)

Test:	Parameter	Result	Flag	RL	Test Batch Num	Analyzed Date/Time	Analyst
PCBs	Decachlorobiphenyl	46			MLDR110421001	4/21/2011 8:50:00 AM	CR
PCBs	Decachlorobiphenyl %R	46.2	J		MLDR110421001	4/21/2011 8:50:00 AM	CR
PCBs	PCB-1016	0.0	U	290.0	MLDR110421001	4/21/2011 8:50:00 AM	CR
PCBs	PCB-1232	0.0	U	290.0	MLDR110421001	4/21/2011 8:50:00 AM	CR
PCBs	PCB-1242	0.0	U	290.0	MLDR110421001	4/21/2011 8:50:00 AM	CR
PCBs	PCB-1248	0.0	U	290.0	MLDR110421001	4/21/2011 8:50:00 AM	CR
PCBs	PCB-1254	0.0	U	290.0	MLDR110421001	4/21/2011 8:50:00 AM	CR
PCBs	PCB-1260	0.0	U	290.0	MLDR110421001	4/21/2011 8:50:00 AM	CR
PCBs	Tetrachloro-m-xylene	68			MLDR110421001	4/21/2011 8:50:00 AM	CR
PCBs	Tetrachloro-m-xylene %R	68.4			MLDR110421001	4/21/2011 8:50:00 AM	CR

11ML0362 Collection Date 04/19/2011 Sampled By:

Sample Description: TMD-SO 041/7-8 (ug/Kg)

Test:	Parameter	Result	Flag	RL	Test Batch Num	Analyzed Date/Time	Analyst
PCBs	Decachlorobiphenyl	60			MLDR110421001	4/21/2011 8:50:00 AM	CR
PCBs	Decachlorobiphenyl %R	59.8			MLDR110421001	4/21/2011 8:50:00 AM	CR

11ML0362 Collection Date 04/19/2011 Sampled By:

Sample Description: **TMD-SO 041/7-8 (ug/Kg)**

Test:	Parameter	Result	Flag	RL	Test Batch Num	Analyzed Date/Time	Analyst
PCBs	PCB-1016	0.0	U	270.0	MLDR110421001	4/21/2011 8:50:00 AM	CR
PCBs	PCB-1232	0.0	U	270.0	MLDR110421001	4/21/2011 8:50:00 AM	CR
PCBs	PCB-1242	0.0	U	270.0	MLDR110421001	4/21/2011 8:50:00 AM	CR
PCBs	PCB-1248	0.0	U	270.0	MLDR110421001	4/21/2011 8:50:00 AM	CR
PCBs	PCB-1254	0.0	U	270.0	MLDR110421001	4/21/2011 8:50:00 AM	CR
PCBs	PCB-1260	0.0	U	270.0	MLDR110421001	4/21/2011 8:50:00 AM	CR
PCBs	Tetrachloro-m-xylene	74			MLDR110421001	4/21/2011 8:50:00 AM	CR
PCBs	Tetrachloro-m-xylene %R	73.6			MLDR110421001	4/21/2011 8:50:00 AM	CR

11ML0363 Collection Date 04/19/2011 Sampled By:

Sample Description: **TMD-SO 041/8-9 (ug/Kg)**

Test:	Parameter	Result	Flag	RL	Test Batch Num	Analyzed Date/Time	Analyst
PCBs	Decachlorobiphenyl	53			MLDR110421001	4/21/2011 8:51:00 AM	CR
PCBs	Decachlorobiphenyl %R	53.0			MLDR110421001	4/21/2011 8:51:00 AM	CR
PCBs	PCB-1016	0.0	U	260.0	MLDR110421001	4/21/2011 8:51:00 AM	CR
PCBs	PCB-1232	0.0	U	260.0	MLDR110421001	4/21/2011 8:51:00 AM	CR
PCBs	PCB-1242	0.0	U	260.0	MLDR110421001	4/21/2011 8:51:00 AM	CR
PCBs	PCB-1248	0.0	U	260.0	MLDR110421001	4/21/2011 8:51:00 AM	CR
PCBs	PCB-1254	0.0	U	260.0	MLDR110421001	4/21/2011 8:51:00 AM	CR
PCBs	PCB-1260	0.0	U	260.0	MLDR110421001	4/21/2011 8:51:00 AM	CR
PCBs	Tetrachloro-m-xylene	74			MLDR110421001	4/21/2011 8:51:00 AM	CR
PCBs	Tetrachloro-m-xylene %R	74.2			MLDR110421001	4/21/2011 8:51:00 AM	CR

11ML0364 Collection Date 04/19/2011 Sampled By:

Sample Description: **TMD-SO 041/9-10 (ug/Kg)**

Test:	Parameter	Result	Flag	RL	Test Batch Num	Analyzed Date/Time	Analyst
PCBs	Decachlorobiphenyl	64			MLDR110421001	4/21/2011 8:52:00 AM	CR
PCBs	Decachlorobiphenyl %R	63.8			MLDR110421001	4/21/2011 8:52:00 AM	CR
PCBs	PCB-1016	0.0	U	260.0	MLDR110421001	4/21/2011 8:52:00 AM	CR
PCBs	PCB-1232	0.0	U	260.0	MLDR110421001	4/21/2011 8:52:00 AM	CR
PCBs	PCB-1242	0.0	U	260.0	MLDR110421001	4/21/2011 8:52:00 AM	CR
PCBs	PCB-1248	0.0	U	260.0	MLDR110421001	4/21/2011 8:52:00 AM	CR
PCBs	PCB-1254	0.0	U	260.0	MLDR110421001	4/21/2011 8:52:00 AM	CR
PCBs	PCB-1260	0.0	U	260.0	MLDR110421001	4/21/2011 8:52:00 AM	CR
PCBs	Tetrachloro-m-xylene	78			MLDR110421001	4/21/2011 8:52:00 AM	CR
PCBs	Tetrachloro-m-xylene %R	77.7			MLDR110421001	4/21/2011 8:52:00 AM	CR

11ML0365 Collection Date 04/19/2011 Sampled By:

Sample Description: **TMD-SO 042/1-2 (ug/Kg)**

Test:	Parameter	Result	Flag	RL	Test Batch Num	Analyzed Date/Time	Analyst
PCBs	Decachlorobiphenyl	67			MLDR110421001	4/21/2011 8:52:00 AM	CR
PCBs	Decachlorobiphenyl %R	66.6			MLDR110421001	4/21/2011 8:52:00 AM	CR
PCBs	PCB-1016	0.0	U	260.0	MLDR110421001	4/21/2011 8:52:00 AM	CR

11ML0365 Collection Date 04/19/2011 Sampled By:

Sample Description: **TMD-SO 042/1-2 (ug/Kg)**

Test:	Parameter	Result	Flag	RL	Test Batch Num	Analyzed Date/Time	Analyst
PCBs	PCB-1232	0.0	U	260.0	MLDR110421001	4/21/2011 8:52:00 AM	CR
PCBs	PCB-1242	0.0	U	260.0	MLDR110421001	4/21/2011 8:52:00 AM	CR
PCBs	PCB-1248	190	J	260.0	MLDR110421001	4/21/2011 8:52:00 AM	CR
PCBs	PCB-1254	0.0	U	260.0	MLDR110421001	4/21/2011 8:52:00 AM	CR
PCBs	PCB-1260	0.0	U	260.0	MLDR110421001	4/21/2011 8:52:00 AM	CR
PCBs	Tetrachloro-m-xylene	86			MLDR110421001	4/21/2011 8:52:00 AM	CR
PCBs	Tetrachloro-m-xylene %R	86.4			MLDR110421001	4/21/2011 8:52:00 AM	CR

11ML0366 Collection Date 04/19/2011 Sampled By:

Sample Description: **TMD-SO 042/2-3 (ug/Kg)**

Test:	Parameter	Result	Flag	RL	Test Batch Num	Analyzed Date/Time	Analyst
PCBs	Decachlorobiphenyl	69			MLDR110421001	4/21/2011 8:53:00 AM	CR
PCBs	Decachlorobiphenyl %R	68.9			MLDR110421001	4/21/2011 8:53:00 AM	CR
PCBs	PCB-1016	0.0	U	210.0	MLDR110421001	4/21/2011 8:53:00 AM	CR
PCBs	PCB-1232	0.0	U	210.0	MLDR110421001	4/21/2011 8:53:00 AM	CR
PCBs	PCB-1242	0.0	U	210.0	MLDR110421001	4/21/2011 8:53:00 AM	CR
PCBs	PCB-1248	0.0	U	210.0	MLDR110421001	4/21/2011 8:53:00 AM	CR
PCBs	PCB-1254	0.0	U	210.0	MLDR110421001	4/21/2011 8:53:00 AM	CR
PCBs	PCB-1260	0.0	U	210.0	MLDR110421001	4/21/2011 8:53:00 AM	CR
PCBs	Tetrachloro-m-xylene	90			MLDR110421001	4/21/2011 8:53:00 AM	CR
PCBs	Tetrachloro-m-xylene %R	89.6			MLDR110421001	4/21/2011 8:53:00 AM	CR

Test:	Parameter	Result	Flag	RL	Test Batch Num	Analyzed Date/Time	Analyst
Matrix Spike-PCBs	Decachlorobiphenyl	66			MLDR110421001	4/21/2011 8:54:00 AM	CR
Matrix Spike-PCBs	Decachlorobiphenyl - % Recovery	65.9			MLDR110421001	4/21/2011 8:54:00 AM	CR
Matrix Spike-PCBs	PCB-1016	0.0	U	220.0	MLDR110421001	4/21/2011 8:54:00 AM	CR
Matrix Spike-PCBs	PCB-1232	0.0	U	220.0	MLDR110421001	4/21/2011 8:54:00 AM	CR
Matrix Spike-PCBs	PCB-1242	0.0	U	220.0	MLDR110421001	4/21/2011 8:54:00 AM	CR
Matrix Spike-PCBs	PCB-1248	2200		220.0	MLDR110421001	4/21/2011 8:54:00 AM	CR
Matrix Spike-PCBs	PCB-1248 - % Recovery	103			MLDR110421001	4/21/2011 8:54:00 AM	CR
Matrix Spike-PCBs	PCB-1254	0.0	U	220.0	MLDR110421001	4/21/2011 8:54:00 AM	CR
Matrix Spike-PCBs	PCB-1260	0.0	U	220.0	MLDR110421001	4/21/2011 8:54:00 AM	CR
Matrix Spike-PCBs	Tetrachloro-m-xylene	90			MLDR110421001	4/21/2011 8:54:00 AM	CR
Matrix Spike-PCBs	Tetrachloro-m-xylene - % Recovery	90.0			MLDR110421001	4/21/2011 8:54:00 AM	CR

11ML0367 Collection Date 04/19/2011 Sampled By:

Sample Description: **TMD-SO 042/6-7 (ug/Kg)**

Test:	Parameter	Result	Flag	RL	Test Batch Num	Analyzed Date/Time	Analyst
PCBs	Decachlorobiphenyl	63			MLDR110421001	4/21/2011 8:56:00 AM	CR
PCBs	Decachlorobiphenyl %R	63.2			MLDR110421001	4/21/2011 8:56:00 AM	CR
PCBs	PCB-1016	0.0	U	260.0	MLDR110421001	4/21/2011 8:56:00 AM	CR
PCBs	PCB-1232	0.0	U	260.0	MLDR110421001	4/21/2011 8:56:00 AM	CR
PCBs	PCB-1242	0.0	U	260.0	MLDR110421001	4/21/2011 8:56:00 AM	CR
PCBs	PCB-1248	2500		260.0	MLDR110421001	4/21/2011 8:56:00 AM	CR
PCBs	PCB-1254	0.0	U	260.0	MLDR110421001	4/21/2011 8:56:00 AM	CR

11ML0367 Collection Date 04/19/2011 Sampled By:

Sample Description: TMD-SO 042/6-7 (ug/Kg)

Test:	Parameter	Result	Flag	RL	Test Batch Num	Analyzed Date/Time	Analyst
PCBs	PCB-1260	0.0	U	260.0	MLDR110421001	4/21/2011 8:56:00 AM	CR
PCBs	Tetrachloro-m-xylene	84			MLDR110421001	4/21/2011 8:56:00 AM	CR
PCBs	Tetrachloro-m-xylene %R	84.0			MLDR110421001	4/21/2011 8:56:00 AM	CR

11ML0368 Collection Date 04/19/2011 Sampled By:

Sample Description: TMD-SO 042/6-7 R (ug/Kg)

Test:	Parameter	Result	Flag	RL	Test Batch Num	Analyzed Date/Time	Analyst
PCBs	Decachlorobiphenyl	64			MLDR110421001	4/21/2011 8:57:00 AM	CR
PCBs	Decachlorobiphenyl %R	63.7			MLDR110421001	4/21/2011 8:57:00 AM	CR
PCBs	PCB-1016	0.0	U	200.0	MLDR110421001	4/21/2011 8:57:00 AM	CR
PCBs	PCB-1232	0.0	U	200.0	MLDR110421001	4/21/2011 8:57:00 AM	CR
PCBs	PCB-1242	0.0	U	200.0	MLDR110421001	4/21/2011 8:57:00 AM	CR
PCBs	PCB-1248	1500		200.0	MLDR110421001	4/21/2011 8:57:00 AM	CR
PCBs	PCB-1254	0.0	U	200.0	MLDR110421001	4/21/2011 8:57:00 AM	CR
PCBs	PCB-1260	0.0	U	200.0	MLDR110421001	4/21/2011 8:57:00 AM	CR
PCBs	Tetrachloro-m-xylene	95			MLDR110421001	4/21/2011 8:57:00 AM	CR
PCBs	Tetrachloro-m-xylene %R	94.6			MLDR110421001	4/21/2011 8:57:00 AM	CR

11ML0369 Collection Date 04/19/2011 Sampled By:

Sample Description: TMD-SO 042/10-10.8 (ug/Kg)

Test:	Parameter	Result	Flag	RL	Test Batch Num	Analyzed Date/Time	Analyst
PCBs	Decachlorobiphenyl	68			MLDR110421001	4/21/2011 8:57:00 AM	CR
PCBs	Decachlorobiphenyl %R	68.3			MLDR110421001	4/21/2011 8:57:00 AM	CR
PCBs	PCB-1016	0.0	U	210.0	MLDR110421001	4/21/2011 8:57:00 AM	CR
PCBs	PCB-1232	0.0	U	210.0	MLDR110421001	4/21/2011 8:57:00 AM	CR
PCBs	PCB-1242	0.0	U	210.0	MLDR110421001	4/21/2011 8:57:00 AM	CR
PCBs	PCB-1248	520		210.0	MLDR110421001	4/21/2011 8:57:00 AM	CR
PCBs	PCB-1254	0.0	U	210.0	MLDR110421001	4/21/2011 8:57:00 AM	CR
PCBs	PCB-1260	0.0	U	210.0	MLDR110421001	4/21/2011 8:57:00 AM	CR
PCBs	Tetrachloro-m-xylene	83			MLDR110421001	4/21/2011 8:57:00 AM	CR
PCBs	Tetrachloro-m-xylene %R	82.7			MLDR110421001	4/21/2011 8:57:00 AM	CR

11ML0370 Collection Date 04/19/2011 Sampled By:

Sample Description: TMD-SO 042/11.2-12.2 (ug/Kg)

Test:	Parameter	Result	Flag	RL	Test Batch Num	Analyzed Date/Time	Analyst
PCBs	Decachlorobiphenyl	61			MLDR110421001	4/21/2011 8:57:00 AM	CR
PCBs	Decachlorobiphenyl %R	61.2			MLDR110421001	4/21/2011 8:57:00 AM	CR
PCBs	PCB-1016	0.0	U	290.0	MLDR110421001	4/21/2011 8:57:00 AM	CR
PCBs	PCB-1232	0.0	U	290.0	MLDR110421001	4/21/2011 8:57:00 AM	CR
PCBs	PCB-1242	0.0	U	290.0	MLDR110421001	4/21/2011 8:57:00 AM	CR
PCBs	PCB-1248	0.0	U	290.0	MLDR110421001	4/21/2011 8:57:00 AM	CR
PCBs	PCB-1254	0.0	U	290.0	MLDR110421001	4/21/2011 8:57:00 AM	CR
PCBs	PCB-1260	0.0	U	290.0	MLDR110421001	4/21/2011 8:57:00 AM	CR

11ML0370 Collection Date 04/19/2011 Sampled By:

Sample Description: **TMD-SO 042/11.2-12.2 (ug/Kg)**

Test:	Parameter	Result	Flag	RL	Test Batch Num	Analyzed Date/Time	Analyst
PCBs	Tetrachloro-m-xylene	81			MLDR110421001	4/21/2011 8:57:00 AM	CR
PCBs	Tetrachloro-m-xylene %R	81.3			MLDR110421001	4/21/2011 8:57:00 AM	CR

11ML0371 Collection Date 04/19/2011 Sampled By:

Sample Description: **TMD-SO 043/1-2 (ug/Kg)**

Test:	Parameter	Result	Flag	RL	Test Batch Num	Analyzed Date/Time	Analyst
PCBs	Decachlorobiphenyl	84			MLDR110421001	4/21/2011 8:58:00 AM	CR
PCBs	Decachlorobiphenyl %R	83.8			MLDR110421001	4/21/2011 8:58:00 AM	CR
PCBs	PCB-1016	0.0	U	280.0	MLDR110421001	4/21/2011 8:58:00 AM	CR
PCBs	PCB-1232	0.0	U	280.0	MLDR110421001	4/21/2011 8:58:00 AM	CR
PCBs	PCB-1242	0.0	U	280.0	MLDR110421001	4/21/2011 8:58:00 AM	CR
PCBs	PCB-1248	1400		280.0	MLDR110421001	4/21/2011 8:58:00 AM	CR
PCBs	PCB-1254	0.0	U	280.0	MLDR110421001	4/21/2011 8:58:00 AM	CR
PCBs	PCB-1260	0.0	U	280.0	MLDR110421001	4/21/2011 8:58:00 AM	CR
PCBs	Tetrachloro-m-xylene	110			MLDR110421001	4/21/2011 8:58:00 AM	CR
PCBs	Tetrachloro-m-xylene %R	110			MLDR110421001	4/21/2011 8:58:00 AM	CR

Test:	Parameter	Result	Flag	RL	Test Batch Num	Analyzed Date/Time	Analyst
Matrix Spike-PCBs	Decachlorobiphenyl	73			MLDR110421001	4/21/2011 8:59:00 AM	CR
Matrix Spike-PCBs	Decachlorobiphenyl - % Recovery	72.9			MLDR110421001	4/21/2011 8:59:00 AM	CR
Matrix Spike-PCBs	PCB-1016	0.0	U	230.0	MLDR110421001	4/21/2011 8:59:00 AM	CR
Matrix Spike-PCBs	PCB-1232	0.0	U	230.0	MLDR110421001	4/21/2011 8:59:00 AM	CR
Matrix Spike-PCBs	PCB-1242	0.0	U	230.0	MLDR110421001	4/21/2011 8:59:00 AM	CR
Matrix Spike-PCBs	PCB-1248	3700		230.0	MLDR110421001	4/21/2011 8:59:00 AM	CR
Matrix Spike-PCBs	PCB-1248 - % Recovery	98.2			MLDR110421001	4/21/2011 8:59:00 AM	CR
Matrix Spike-PCBs	PCB-1254	0.0	U	230.0	MLDR110421001	4/21/2011 8:59:00 AM	CR
Matrix Spike-PCBs	PCB-1260	0.0	U	230.0	MLDR110421001	4/21/2011 8:59:00 AM	CR
Matrix Spike-PCBs	Tetrachloro-m-xylene	100			MLDR110421001	4/21/2011 8:59:00 AM	CR
Matrix Spike-PCBs	Tetrachloro-m-xylene - % Recovery	104			MLDR110421001	4/21/2011 8:59:00 AM	CR

11ML0372 Collection Date 04/19/2011 Sampled By:

Sample Description: **TMD-SO 043/1-2 (ug/Kg)**

Test:	Parameter	Result	Flag	RL	Test Batch Num	Analyzed Date/Time	Analyst
PCBs	Decachlorobiphenyl	86			MLDR110421001	4/21/2011 8:59:00 AM	CR
PCBs	Decachlorobiphenyl %R	86.4			MLDR110421001	4/21/2011 8:59:00 AM	CR
PCBs	PCB-1016	0.0	U	290.0	MLDR110421001	4/21/2011 8:59:00 AM	CR
PCBs	PCB-1232	0.0	U	290.0	MLDR110421001	4/21/2011 8:59:00 AM	CR
PCBs	PCB-1242	0.0	U	290.0	MLDR110421001	4/21/2011 8:59:00 AM	CR
PCBs	PCB-1248	640		290.0	MLDR110421001	4/21/2011 8:59:00 AM	CR
PCBs	PCB-1254	0.0	U	290.0	MLDR110421001	4/21/2011 8:59:00 AM	CR
PCBs	PCB-1260	0.0	U	290.0	MLDR110421001	4/21/2011 8:59:00 AM	CR
PCBs	Tetrachloro-m-xylene	110			MLDR110421001	4/21/2011 8:59:00 AM	CR
PCBs	Tetrachloro-m-xylene %R	113			MLDR110421001	4/21/2011 8:59:00 AM	CR

MLDE110420002B In01 **Collection Date** 04/20/2011 **Sampled By:** CR

Sample Description:

Batch Level QC Sample

Test:	Parameter	Result	Flag	RL	Test Batch Num	Analyzed Date/Time	Analyst
Method Blank-PCBs	Decachlorobiphenyl	78			MLDR110421001		CR
Method Blank-PCBs	Decachlorobiphenyl %R	78			MLDR110421001		CR
Method Blank-PCBs	PCB-1016	0.0	U	280.0	MLDR110421001		CR
Method Blank-PCBs	PCB-1232	0.0	U	280.0	MLDR110421001		CR
Method Blank-PCBs	PCB-1242	0.0	U	280.0	MLDR110421001		CR
Method Blank-PCBs	PCB-1248	0.0	U	280.0	MLDR110421001		CR
Method Blank-PCBs	PCB-1254	0.0	U	280.0	MLDR110421001		CR
Method Blank-PCBs	PCB-1260	0.0	U	280.0	MLDR110421001		CR
Method Blank-PCBs	Tetrachloro-m-xylene	83			MLDR110421001		CR
Method Blank-PCBs	Tetrachloro-m-xylene %R	83.3			MLDR110421001		CR

Approved: 4/21/11

Quality Control Officer

Site Name: 10 Mile Drain
TDF# 5-314-001
Date Issued: 04/28/11
Analysis: PCBs

Author: Christina Rice
Charge# 03037.4.14.02.03.B5VE.000.001
Report Title: StClair 2-2

NARRATIVE

Thirteen (13) water samples were submitted to FASP (Field Analytical Support Program) for PCB analysis. The samples were run without significant complications. The following thirteen (13) samples are included in this narrative:

11CT01-14	11CT01-15	11CT01-16	11CT01-17
11CT01-18	11CT01-19	11CT01-20	11CT01-21
11CT01-22	11CT01-23	11CT01-24	11CT01-25
11CT01-26			

PCBs Analysis

Sample Collection and Analysis

The samples were collected between April 16 and 19, 2011 and were analyzed on April 20 and 26, 2011 within the required hold times for PCBs.

Initial and Continuing Calibration

The initial calibration for AR1248 was run on April 20 and 26, 2011 and all compounds met the calibration criteria of <30% RSD (relative standard deviation).

Sample QC (Method Blanks, Matrix Spikes and Surrogates)

Method blank MLDE110419001Bln01 was found to be free of all target analytes at the stated detection limit.

All surrogate recoveries were within the acceptance limits of 60-140 %R with the exception of decachlorobiphenyl, which was low in MLDE110419001Bln01, TMD-GW 029/5, TMD-GW 030/8, TMD-GW 032/8, TMD-GW 035/7, TMD-GW 036/7, TMD-GW 037/7, TMD-GW 039/2, and TMD-GW 040/7. No action is taken when only one surrogate is out of control. The recoveries for both surrogates were low in TMD-GW 038/7. Detects in this sample are qualified "J" and non-detects "UJ".

Sample TMD-GW 036/7 was utilized as the matrix spike in this sample delivery group. The percent recoveries of all spiked compounds were within acceptance criteria of 50-150 %R (percent recovery).

Sample TMD-GW 027/10 was run at a 20x dilution. Sample TMD-GW 029/5 was run at a 40x dilution. Sample TMD-GW 037/7 was run at a 10x dilution.

Reviewed By: _____ Date: 4/28/11

Site Name: 10 Mile Drain
TDF# 5-314-001
Date Issued: 04/28/11
Analysis: PCBs

Author: Christina Rice
Charge# 03037.4.14.02.03.B5VE.000.001
Report Title: StClair 2-2

An experienced analyst reviewed the chromatograms to ensure that no pattern matches for any of the standard Aroclors were present.

Flag	Description
J	The reported value is considered estimated due to Quality Control Issues
U	The compound is non-detect at the reported value

Reviewed By: _____ Date: 4/28/11

Mobile Laboratory
Sample Results

MLDE110420001BIn01		AR1016	5	ug/Kg	U
		AR1242	5	ug/Kg	U
		AR1248	5	ug/Kg	U
		AR1254	5	ug/Kg	U
		AR1260	5	ug/Kg	U
		TCMX	81.7%	ug/Kg	
		DCB	55.9%	ug/Kg	J
11ML0340	TMD-GW 027/10	AR1016	100	ug/Kg	U
		AR1242	100	ug/Kg	U
		AR1248	1320	ug/Kg	
		AR1254	100	ug/Kg	U
		AR1260	100	ug/Kg	U
		TCMX	75.2%	ug/Kg	
		DCB	80.5%	ug/Kg	
11ML341	TMD-GW 029/5	AR1016	200	ug/Kg	U
		AR1242	200	ug/Kg	U
		AR1248	2680	ug/Kg	
		AR1254	200	ug/Kg	U
		AR1260	200	ug/Kg	U
		TCMX	83.7%	ug/Kg	
		DCB	56.1%	ug/Kg	J
11ML0342	TMD-GW 030/8	AR1016	5	ug/Kg	U
		AR1242	5	ug/Kg	U
		AR1248	90	ug/Kg	
		AR1254	5	ug/Kg	U
		AR1260	5	ug/Kg	U
		TCMX	90.0%	ug/Kg	
		DCB	59.3%	ug/Kg	J
11ML0343	TMD-GW 032/8	AR1016	5	ug/Kg	U
		AR1242	5	ug/Kg	U
		AR1248	90	ug/Kg	
		AR1254	5	ug/Kg	U
		AR1260	5	ug/Kg	U
		TCMX	90.5%	ug/Kg	
		DCB	58.2%	ug/Kg	J
11ML0344	TMD-GW 035/7	AR1016	5	ug/Kg	U
		AR1242	5	ug/Kg	U
		AR1248	50	ug/Kg	
		AR1254	5	ug/Kg	U
		AR1260	5	ug/Kg	U
		TCMX	72.8%	ug/Kg	
		DCB	50.5%	ug/Kg	J
11ML0345	TMD-GW 036/7	AR1016	5	ug/Kg	U
		AR1242	5	ug/Kg	U
		AR1248	3	ug/Kg	J
		AR1254	5	ug/Kg	U
		AR1260	5	ug/Kg	U
		TCMX	85.1%	ug/Kg	
		DCB	58.6%	ug/Kg	J

11ML0346	TMD-GW 037/7	AR1016	50	ug/Kg	U
		AR1242	50	ug/Kg	U
		AR1248	960	ug/Kg	
		AR1254	50	ug/Kg	U
		AR1260	50	ug/Kg	U
		TCMX	81.5%	ug/Kg	
		DCB	46.3%	ug/Kg	J
11ML0347	TMD-GW 037/7 R	AR1016	5	ug/Kg	U
		AR1242	5	ug/Kg	U
		AR1248	130	ug/Kg	
		AR1254	5	ug/Kg	U
		AR1260	5	ug/Kg	U
		TCMX	97.2%	ug/Kg	
		DCB	79.5%	ug/Kg	
11ML0348	TMD-GW 038/7	AR1016	5	ug/Kg	UJ
		AR1242	5	ug/Kg	UJ
		AR1248	5	ug/Kg	UJ
		AR1254	5	ug/Kg	UJ
		AR1260	5	ug/Kg	UJ
		TCMX	25.2%	ug/Kg	J
		DCB	22.4%	ug/Kg	J
11ML0349	TMD-GW 039/2	AR1016	5	ug/Kg	U
		AR1242	5	ug/Kg	U
		AR1248	5	ug/Kg	U
		AR1254	5	ug/Kg	U
		AR1260	5	ug/Kg	U
		TCMX	91.6%	ug/Kg	
		DCB	39.6%	ug/Kg	J
11ML0350	TMD-GW 040/7	AR1016	5	ug/Kg	U
		AR1242	5	ug/Kg	U
		AR1248	0	ug/Kg	J
		AR1254	5	ug/Kg	U
		AR1260	5	ug/Kg	U
		TCMX	96.7%	ug/Kg	
		DCB	50.4%	ug/Kg	J
11ML0351	TMD-GW 042/9	AR1016	5	ug/Kg	U
		AR1242	5	ug/Kg	U
		AR1248	5	ug/Kg	U
		AR1254	5	ug/Kg	U
		AR1260	5	ug/Kg	U
		TCMX	93.5%	ug/Kg	
		DCB	68.8%	ug/Kg	
11ML0352	TMD-GW 043/8	AR1016	5	ug/Kg	U
		AR1242	5	ug/Kg	U
		AR1248	5	ug/Kg	U
		AR1254	5	ug/Kg	U
		AR1260	5	ug/Kg	U
		TCMX	93.6%	ug/Kg	
		DCB	64.8%	ug/Kg	

Mobile Laboratory
Sample Results

11ML0417	TMD-SO 053/13.5-14	AR1016	1700000	ug/Kg	U
		AR1242	1700000	ug/Kg	U
		AR1248	19,000,000	ug/Kg	
		AR1254	1700000	ug/Kg	U
		AR1260	1700000	ug/Kg	U
		TCMX	51.3%	ug/Kg	
		DCB	146.8%	ug/Kg	
11ML0418	TMD-SO 053/14.5-15	AR1016	6000	ug/Kg	U
		AR1242	6000	ug/Kg	U
		AR1248	33000	ug/Kg	
		AR1254	6000	ug/Kg	U
		AR1260	6000	ug/Kg	U
		TCMX	77.2%	ug/Kg	
		DCB	69.8%	ug/Kg	
11ML0419	TMD-SO 054/1-2	AR1016	21000	ug/Kg	U
		AR1242	21000	ug/Kg	U
		AR1248	17000	ug/Kg	
		AR1254	21000	ug/Kg	U
		AR1260	21290	ug/Kg	U
		TCMX	94.2%	ug/Kg	
		DCB	77.6%	ug/Kg	
11ML0420	TMD-SO 054/2-3	AR1016	890	ug/Kg	U
		AR1242	890	ug/Kg	U
		AR1248	1000	ug/Kg	
		AR1254	890	ug/Kg	U
		AR1260	890	ug/Kg	U
		TCMX	89.6%	ug/Kg	
		DCB	71.0%	ug/Kg	
11ML0421	TMD-SO 054/9-10	AR1016	690	ug/Kg	U
		AR1242	690	ug/Kg	U
		AR1248	470	ug/Kg	
		AR1254	690	ug/Kg	U
		AR1260	690	ug/Kg	U
		TCMX	86.8%	ug/Kg	
		DCB	77.6%	ug/Kg	
11ML0422	TMD-SO 054/9-10R	AR1016	890	ug/Kg	U
		AR1242	890	ug/Kg	U
		AR1248	1600	ug/Kg	
		AR1254	890	ug/Kg	U
		AR1260	890	ug/Kg	U
		TCMX	86.4%	ug/Kg	
		DCB	69.9%	ug/Kg	
11ML0423	TMD-SO 054/11-12	AR1016	800	ug/Kg	U
		AR1242	800	ug/Kg	U
		AR1248	7300	ug/Kg	
		AR1254	800	ug/Kg	U
		AR1260	800	ug/Kg	U
		TCMX	72.7%	ug/Kg	
		DCB	67.4%	ug/Kg	

Mobile Laboratory
Sample Results

11ML0424	TMD-SO 054/11-12R	AR1016	160000	ug/Kg	U
		AR1242	160000	ug/Kg	U
		AR1248	820000	ug/Kg	
		AR1254	160000	ug/Kg	U
		AR1260	160000	ug/Kg	U
		TCMX	70.0%	ug/Kg	
		DCB	150.8%	ug/Kg	J
11ML0425	TMD-SO 054/12-13	AR1016	770	ug/Kg	U
		AR1242	770	ug/Kg	U
		AR1248	5400	ug/Kg	
		AR1254	770	ug/Kg	U
		AR1260	770	ug/Kg	U
		TCMX	79.7%	ug/Kg	
		DCB	72.9%	ug/Kg	

Mobile Laboratory
Sample Results

MLDE110428001Bln01		AR1016	940 ug/Kg	U
		AR1242	940 ug/Kg	U
		AR1248	940 ug/Kg	U
		AR1254	940 ug/Kg	U
		AR1260	940 ug/Kg	U
		TCMX	87.8% ug/Kg	
		DCB	78.1% ug/Kg	
11ML0411	TMD-SO 053/1-2	AR1016	890 ug/Kg	U
		AR1242	890 ug/Kg	U
		AR1248	890 ug/Kg	U
		AR1254	890 ug/Kg	U
		AR1260	890 ug/Kg	U
		TCMX	90.5% ug/Kg	
		DCB	72.7% ug/Kg	
11ML0412	TMD-SO 053/2-3	AR1016	850 ug/Kg	U
		AR1242	850 ug/Kg	U
		AR1248	850 ug/Kg	U
		AR1254	850 ug/Kg	U
		AR1260	850 ug/Kg	U
		TCMX	90.7% ug/Kg	
		DCB	75.4% ug/Kg	
11ML0413	TMD-SO 053/5-6	AR1016	890 ug/Kg	U
		AR1242	890 ug/Kg	U
		AR1248	890 ug/Kg	U
		AR1254	890 ug/Kg	U
		AR1260	890 ug/Kg	U
		TCMX	85.0% ug/Kg	
		DCB	64.7% ug/Kg	
11ML0414	TMD-SO 053/5-6R	AR1016	860 ug/Kg	U
		AR1242	860 ug/Kg	U
		AR1248	860 ug/Kg	U
		AR1254	860 ug/Kg	U
		AR1260	860 ug/Kg	U
		TCMX	89.2% ug/Kg	
		DCB	75.5% ug/Kg	
11ML0415	TMD-SO 053/11.5-12.5	AR1016	810 ug/Kg	U
		AR1242	810 ug/Kg	U
		AR1248	810 ug/Kg	U
		AR1254	810 ug/Kg	U
		AR1260	810 ug/Kg	U
		TCMX	90.5% ug/Kg	
		DCB	71.2% ug/Kg	
11ML0416	TMD-SO 053/11.5-12.5R	AR1016	690 ug/Kg	U
		AR1242	690 ug/Kg	U
		AR1248	690 ug/Kg	U
		AR1254	690 ug/Kg	U
		AR1260	690 ug/Kg	U
		TCMX	82.7% ug/Kg	
		DCB	65.1% ug/Kg	

Site Name: 10 Mile Drain
TDF# 5-314-012
Date Issued: 04/28/11
Analysis: PCBs

Author: Thomas Sedlacek
Charge# 03037.4.14.02.03.B5VE.000.001
Report Title: StClair 2-3

NARRATIVE

Nineteen (19) soil samples were submitted to FASP (Field Analytical Support Program) for PCB analysis. The samples were run without significant complications. The following nineteen (19) samples are included in this narrative:

11CT03-40	11CT03-41	11CT03-42	11CT03-43
11CT03-44	11CT03-45	11CT03-46	11CT03-47
11CT03-48	11CT03-49	11CT03-50	11CT03-51
11CT03-52	11CT03-53	11CT03-54	11CT03-55
11CT03-56	11CT03-57	11CT03-63	

PCB Analysis

Sample Collection and Analysis

The samples were collected on April 26, 2011 and were analyzed on April 27, 2011 within the required hold times for the PCB analysis

Initial and Continuing Calibration

The initial calibration for AR1242 and AR1248 were run on April 26, 2011 and all compounds met the calibration criteria of <30% RSD (relative standard deviation).

All the analytes in the continuing calibration run on April 27, 2011 were within the QC limits of ± 35%.

Sample QC (Method Blanks, Matrix Spikes and Surrogates)

Method blank MLDE110427001Bln01 was found to be free of all target analytes at the stated detection limit.

All surrogate recoveries were within the acceptance limits of 50-150 %R with the exception of the recovery of DCB was below the QC limit in TMD-SO 050/2-2.4 and above the QC limit in TMD-SO 053/12.5-13.5. No action is taken when only one surrogate is out of control.

Sample TMD-SO 050/6-7 was utilized as the matrix spike in this sample delivery group. The percent recoveries of all spiked compounds were within acceptance criteria of 50-150 %R (percent recovery)

Reviewed By: _____ Date: 4/28/11

Site Name: 10 Mile Drain
TDF# 5-314-012
Date Issued: 04/28/11
Analysis: PCBs

Author: Thomas Sedlacek
Charge# 03037.4.14.02.03.B5VE.000.001
Report Title: StClair 2-3

Flag	Description
J	The reported value is considered estimated due to Quality Control Issues
U	The compound is non-detect at the reported value

Reviewed By: _____ Date: 4/28/11

Mobile Laboratory
Sample Results

LIMS ID	Sample Location	Analyte	Result	units	Flag
11ML0410	TMD-SO 053/12.5-13.5	AR1016	8.50E+06	ug/Kg	U
		AR1242	8.50E+06	ug/Kg	U
		AR1248	56,000,000	ug/Kg	
		AR1254	8.50E+06	ug/Kg	U
		AR1260	8.50E+06	ug/Kg	U
		TCMX	53.2%	ug/Kg	
		DCB	154.2%	ug/Kg	J
11ML0402	TMD-SO 051/1-2	AR1016	1030	ug/Kg	U
		AR1242	1030	ug/Kg	U
		AR1248	540	ug/Kg	
		AR1254	1030	ug/Kg	U
		AR1260	1030	ug/Kg	U
		TCMX	83.7%	ug/Kg	
		DCB	67.1%	ug/Kg	
11ML0403	TMD-SO 051/2-3	AR1016	710	ug/Kg	U
		AR1242	710	ug/Kg	U
		AR1248	710	ug/Kg	U
		AR1254	710	ug/Kg	U
		AR1260	710	ug/Kg	U
		TCMX	67.6%	ug/Kg	
		DCB	51.7%	ug/Kg	
11ML0404	TMD-SO 051/5-6	AR1016	720	ug/Kg	U
		AR1242	720	ug/Kg	U
		AR1248	720	ug/Kg	U
		AR1254	720	ug/Kg	U
		AR1260	720	ug/Kg	U
		TCMX	71.4%	ug/Kg	
		DCB	62.0%	ug/Kg	
11ML0405	TMD-SO 051/7-8	AR1016	870	ug/Kg	U
		AR1242	870	ug/Kg	U
		AR1248	870	ug/Kg	U
		AR1254	870	ug/Kg	U
		AR1260	870	ug/Kg	U
		TCMX	81.8%	ug/Kg	
		DCB	67.1%	ug/Kg	
11ML0406	TMD-SO 051/8.5-9.5	AR1016	920	ug/Kg	U
		AR1242	920	ug/Kg	U
		AR1248	920	ug/Kg	U
		AR1254	920	ug/Kg	U
		AR1260	920	ug/Kg	U
		TCMX	83.7%	ug/Kg	
		DCB	66.5%	ug/Kg	
11ML0407	TMD-SO ~~051/8.5-9.5~~ 052/1-2	AR1016	7600	ug/Kg	U
		AR1242	7600	ug/Kg	U
		AR1248	38750	ug/Kg	
		AR1254	7600	ug/Kg	U
		AR1260	7600	ug/Kg	U
		TCMX	80.0%	ug/Kg	
		DCB	67.2%	ug/Kg	

11ML0408	TMD-SO 052/2-3	AR1016	1000 ug/Kg	U
		AR1242	1000 ug/Kg	U
		AR1248	2780 ug/Kg	
		AR1254	1000 ug/Kg	U
		AR1260	1000 ug/Kg	U
		TCMX	84.5% ug/Kg	
		DCB	69.0% ug/Kg	
11ML0409	TMD-SO 052/4-5	AR1016	1010 ug/Kg	U
		AR1242	1010 ug/Kg	U
		AR1248	1010 ug/Kg	U
		AR1254	1010 ug/Kg	U
		AR1260	1010 ug/Kg	U
		TCMX	74.8% ug/Kg	
		DCB	58.2% ug/Kg	
11ML0392	TMD-SO 048/MH	AR1016	17600 ug/Kg	U
		AR1242	17600 ug/Kg	U
		AR1248	150,000 ug/Kg	
		AR1254	17600 ug/Kg	U
		AR1260	17600 ug/Kg	U
		TCMX	72.8% ug/Kg	
		DCB	66.7% ug/Kg	
11ML0393	TMD-SO 049/1-2	AR1016	810 ug/Kg	U
		AR1242	810 ug/Kg	U
		AR1248	3100 ug/Kg	
		AR1254	810 ug/Kg	U
		AR1260	810 ug/Kg	U
		TCMX	82.8% ug/Kg	
		DCB	62.3% ug/Kg	
11ML0394	TMD-SO 049/2-3	AR1016	740 ug/Kg	U
		AR1242	740 ug/Kg	U
		AR1248	2160 ug/Kg	
		AR1254	740 ug/Kg	U
		AR1260	740 ug/Kg	U
		TCMX	62.8% ug/Kg	
		DCB	55.9% ug/Kg	
11ML0395	TMD-SO 049/5-6	AR1016	730 ug/Kg	U
		AR1242	730 ug/Kg	U
		AR1248	1650 ug/Kg	
		AR1254	730 ug/Kg	U
		AR1260	730 ug/Kg	U
		TCMX	74.1% ug/Kg	
		DCB	61.0% ug/Kg	
11ML0396	TMD-SO 049/10-11	AR1016	920 ug/Kg	U
		AR1242	920 ug/Kg	U
		AR1248	920 ug/Kg	U
		AR1254	920 ug/Kg	U
		AR1260	920 ug/Kg	U
		TCMX	70.8% ug/Kg	
		DCB	58.1% ug/Kg	

Mobile Laboratory
Sample Results

11ML0397	TMD-SO 049/11.5-12.5	AR1016	820	ug/Kg	U
		AR1242	820	ug/Kg	U
		AR1248	820	ug/Kg	U
		AR1254	820	ug/Kg	U
		AR1260	820	ug/Kg	U
		TCMX	63.4%	ug/Kg	
		DCB	51.2%	ug/Kg	
11ML0398	TMD-SO 050/0-1	AR1016	780	ug/Kg	U
		AR1242	780	ug/Kg	U
		AR1248	2130	ug/Kg	
		AR1254	780	ug/Kg	U
		AR1260	780	ug/Kg	U
		TCMX	77.2%	ug/Kg	
		DCB	56.0%	ug/Kg	
11ML0399	TMD-SO 050/2-2.4	AR1016	960	ug/Kg	U
		AR1242	960	ug/Kg	U
		AR1248	960	ug/Kg	U
		AR1254	960	ug/Kg	U
		AR1260	960	ug/Kg	U
		TCMX	69.1%	ug/Kg	
		DCB	49.1%	ug/Kg	J
11ML0400	TMD-SO 050/6-7	AR1016	840	ug/Kg	U
		AR1242	840	ug/Kg	U
		AR1248	840	ug/Kg	U
		AR1254	840	ug/Kg	U
		AR1260	840	ug/Kg	U
		TCMX	77.1%	ug/Kg	
		DCB	60.0%	ug/Kg	
11ML0401	TMD-SO 050/7.5-8.5	AR1016	800	ug/Kg	U
		AR1242	800	ug/Kg	U
		AR1248	800	ug/Kg	U
		AR1254	800	ug/Kg	U
		AR1260	800	ug/Kg	U
		TCMX	81.2%	ug/Kg	
		DCB	68.4%	ug/Kg	
MLDE110427001Bln01		AR1016	920	ug/Kg	U
		AR1242	920	ug/Kg	U
		AR1248	920	ug/Kg	U
		AR1254	920	ug/Kg	U
		AR1260	920	ug/Kg	U
		TCMX	84.6%	ug/Kg	
		DCB	74.1%	ug/Kg	

Site Name: 10 Mile Drain
TDF# 5-314-012
Date Issued: 04/30/11
Analysis: PCBs

Author: Christina Rice
Charge# 03037.4.14.02.03.B5VE.000.001
Report Title: StClair 2-5

NARRATIVE

Twenty (20) soil samples were submitted to FASP (Field Analytical Support Program) for PCB analysis. The samples were run without significant complications. The following twenty (20) samples are included in this narrative:

11CT03-74	11CT03-75	11CT03-76	11CT03-77
11CT03-78	11CT03-79	11CT03-80	11CT03-81
11CT03-82	11CT03-83	11CT03-84	11CT03-85
11CT03-86	11CT03-87	11CT03-88	11CT03-89
11CT03-90	11CT03-91	11CT03-92	11CT03-93

PCB Analysis

Sample Collection and Analysis

The samples were collected on April 28, 2011 and were analyzed on April 29, 2011 within the required hold times for the PCB analysis

Initial and Continuing Calibration

The initial calibration for AR1248 were run on April 26, 2011 and all compounds met the calibration criteria of <30% RSD (relative standard deviation).

All the analytes in the continuing calibration run on April 29, 2011 for AR1248 were within the QC limits of ± 35%.

The initial calibration for AR1242 were run on April 29, 2011 and all compounds met the calibration criteria of <30% RSD (relative standard deviation).

Sample QC (Method Blanks, Matrix Spikes and Surrogates)

Method blank MLDE110429001Bln01 was found to be free of all target analytes at the stated detection limit.

All surrogate recoveries were within the acceptance limits of 50-150 %R.

Sample TMD-SO 056/2-3 was utilized as the matrix spike in this sample delivery group. The percent recoveries of all spiked compounds were within acceptance criteria of 50-150 %R (percent recovery).

Reviewed By: _____ Date: 4/30/11

Site Name: 10 Mile Drain
TDF# 5-314-012
Date Issued: 04/30/11
Analysis: PCBs

Author: Christina Rice
Charge# 03037.4.14.02.03.B5VE.000.001
Report Title: StClair 2-5

Sample TMD-SO 055/7-8 was analyzed at a 20x dilution. Samples TMD-SO 055/10-11 and TMD-SO 057/12-13 were analyzed at a 10x dilution. Sample TMD-SO 57/13-13.6 was analyzed at a 200x dilution.

An experienced analyst reviewed the chromatograms to ensure that no pattern matches for any of the standard Aroclors were present.

Flag	Description
J	The reported value is considered estimated due to Quality Control Issues
U	The compound is non-detect at the reported value

Reviewed By: _____ Date: 4/30/11

Mobile Laboratory
Sample Results

LIMS ID	Sample Location	Analyte	Result	units	Flag
MLDE110429001Bln01		AR1016	240	ug/Kg	U
		AR1242	240	ug/Kg	U
		AR1248	240	ug/Kg	U
		AR1254	240	ug/Kg	U
		AR1260	240	ug/Kg	U
		TCMX	89.7%	ug/Kg	
		DCB	78.1%	ug/Kg	
11ML0426	TMD-SO 055/2-3	AR1016	300	ug/Kg	U
		AR1242	300	ug/Kg	U
		AR1248	300	ug/Kg	U
		AR1254	300	ug/Kg	U
		AR1260	300	ug/Kg	U
		TCMX	80.2%	ug/Kg	
		DCB	79.5%	ug/Kg	
11ML0427	TMD-SO 055/5-6	AR1016	260	ug/Kg	U
		AR1242	260	ug/Kg	U
		AR1248	260	ug/Kg	U
		AR1254	260	ug/Kg	U
		AR1260	260	ug/Kg	U
		TCMX	86.7%	ug/Kg	
		DCB	80.6%	ug/Kg	
11ML0428	TMD-SO 055/5-6 R	AR1016	280	ug/Kg	U
		AR1242	280	ug/Kg	U
		AR1248	280	ug/Kg	U
		AR1254	280	ug/Kg	U
		AR1260	280	ug/Kg	U
		TCMX	84.7%	ug/Kg	
		DCB	78.2%	ug/Kg	
11ML0429	TMD-SO 055/7-8	AR1016	4800	ug/Kg	U
		AR1242	4800	ug/Kg	U
		AR1248	150000	ug/Kg	
		AR1254	4800	ug/Kg	U
		AR1260	4800	ug/Kg	U
		TCMX	70.4%	ug/Kg	
		DCB	67.3%	ug/Kg	
11ML0430	TMD-SO 055/9-10	AR1016	220	ug/Kg	U
		AR1242	220	ug/Kg	U
		AR1248	220	ug/Kg	J
		AR1254	220	ug/Kg	U
		AR1260	220	ug/Kg	U
		TCMX	78.2%	ug/Kg	
		DCB	63.1%	ug/Kg	
11ML0431	TMD-SO 055/10-11	AR1016	2400	ug/Kg	U
		AR1242	2400	ug/Kg	U
		AR1248	58000	ug/Kg	
		AR1254	2400	ug/Kg	U
		AR1260	2400	ug/Kg	U
		TCMX	68.2%	ug/Kg	
		DCB	67.5%	ug/Kg	

Mobile Laboratory
Sample Results

11ML0432	TMD-SO 056/1-2	AR1016	270 ug/Kg	U
		AR1242	270 ug/Kg	U
		AR1248	3500 ug/Kg	
		AR1254	270 ug/Kg	U
		AR1260	270 ug/Kg	U
		TCMX	91.4% ug/Kg	
		DCB	81.4% ug/Kg	
11ML0433	TMD-SO 056/2-3	AR1016	300 ug/Kg	U
		AR1242	300 ug/Kg	U
		AR1248	2370 ug/Kg	
		AR1254	300 ug/Kg	U
		AR1260	300 ug/Kg	U
		TCMX	90.7% ug/Kg	
		DCB	83.6% ug/Kg	
11ML0434	TMD0SO 056/6-7	AR1016	250 ug/Kg	U
		AR1242	250 ug/Kg	U
		AR1248	2560 ug/Kg	
		AR1254	250 ug/Kg	U
		AR1260	250 ug/Kg	U
		TCMX	88.2% ug/Kg	
		DCB	74.7% ug/Kg	
11ML0435	TMD-SO 056/12-13	AR1016	180 ug/Kg	U
		AR1242	1950 ug/Kg	
		AR1248	180 ug/Kg	U
		AR1254	180 ug/Kg	U
		AR1260	180 ug/Kg	U
		TCMX	72.9% ug/Kg	
		DCB	72.3% ug/Kg	
11ML0436	TMD-SO 056/13-14	AR1016	270 ug/Kg	U
		AR1242	270 ug/Kg	U
		AR1248	270 ug/Kg	U
		AR1254	270 ug/Kg	U
		AR1260	270 ug/Kg	U
		TCMX	86.1% ug/Kg	
		DCB	70.6% ug/Kg	
11ML0437	TMD-SO 057/2-3	AR1016	430 ug/Kg	U
		AR1242	430 ug/Kg	U
		AR1248	430 ug/Kg	U
		AR1254	430 ug/Kg	U
		AR1260	430 ug/Kg	U
		TCMX	93.4% ug/Kg	
		DCB	77.9% ug/Kg	
11ML0438	TMD-SO 057/4-4.8	AR1016	260 ug/Kg	U
		AR1242	260 ug/Kg	U
		AR1248	260 ug/Kg	U
		AR1254	260 ug/Kg	U
		AR1260	260 ug/Kg	U
		TCMX	94.4% ug/Kg	
		DCB	77.2% ug/Kg	

11ML0439	TMD-SO 057/4-4.8 R	AR1016	230	ug/Kg	U
		AR1242	230	ug/Kg	U
		AR1248	230	ug/Kg	U
		AR1254	230	ug/Kg	U
		AR1260	230	ug/Kg	U
		TCMX	93.7%	ug/Kg	
		DCB	73.1%	ug/Kg	
11ML0440	TMD-SO 057/6-7	AR1016	200	ug/Kg	U
		AR1242	200	ug/Kg	U
		AR1248	1270	ug/Kg	
		AR1254	200	ug/Kg	U
		AR1260	200	ug/Kg	U
		TCMX	89.2%	ug/Kg	
		DCB	69.2%	ug/Kg	
11ML0441	TMD-SO 057/7-7.8	AR1016	290	ug/Kg	U
		AR1242	290	ug/Kg	U
		AR1248	450	ug/Kg	
		AR1254	290	ug/Kg	U
		AR1260	290	ug/Kg	U
		TCMX	83.5%	ug/Kg	
		DCB	81.9%	ug/Kg	
11ML0442	TMD-SO 057/10-11	AR1016	230	ug/Kg	U
		AR1242	230	ug/Kg	U
		AR1248	180	ug/Kg	J
		AR1254	230	ug/Kg	U
		AR1260	230	ug/Kg	U
		TCMX	88.7%	ug/Kg	
		DCB	66.4%	ug/Kg	
11ML0443	TMD-SO 057/11-12	AR1016	270	ug/Kg	U
		AR1242	270	ug/Kg	U
		AR1248	560	ug/Kg	
		AR1254	270	ug/Kg	U
		AR1260	270	ug/Kg	U
		TCMX	90.6%	ug/Kg	
		DCB	80.1%	ug/Kg	
11ML0444	TMD-SO 057/12-13	AR1016	2800	ug/Kg	U
		AR1242	2800	ug/Kg	U
		AR1248	39000	ug/Kg	
		AR1254	2800	ug/Kg	U
		AR1260	2800	ug/Kg	U
		TCMX	78.7%	ug/Kg	
		DCB	80.9%	ug/Kg	

11ML0444 TMD-SO057/13-13.6
Not reported.

Site Name: 10 Mile Drain
TDF# 5-314-012
Date Issued: 04/30/11
Analysis: PCBs

Author: Thomas Sedlacek
Charge# 03037.4.14.02.03.B5VE.000.001
Report Title: StClair 2-6

NARRATIVE

Twenty-one (21) soil samples were submitted to FASP (Field Analytical Support Program) for PCB analysis. The samples were run without significant complications. The following twenty-one (21) samples are included in this narrative:

11CT04-01	11CT04-02	11CT04-03	11CT04-04
11CT04-05	11CT04-06	11CT04-07	11CT04-08
11CT04-09	11CT04-10	11CT04-11	11CT04-12
11CT04-13	11CT04-14	11CT04-15	11CT04-16
11CT04-17	11CT04-18	11CT04-19	11CT04-20
11CT04-21			

PCB Analysis

Sample Collection and Analysis

The samples were collected on April 29, 2011 and were analyzed on April 29, 2011 within the required hold times for the PCB analysis

Initial and Continuing Calibration

The initial calibration for AR1248 was run on April 26, 2011 and all compounds met the calibration criteria of <30% RSD (relative standard deviation).

All the analytes in the continuing calibration run on April 29, 2011 for AR1248 were within the QC limits of ± 35%.

The initial calibration for AR1242 was run on April 29, 2011 and all compounds met the calibration criteria of <30% RSD (relative standard deviation).

Sample QC (Method Blanks, Matrix Spikes and Surrogates)

Method blank MLDE110429002Bln01 was found to be free of all target analytes at the stated detection limit.

All surrogate recoveries were within the acceptance limits of 50-150 %R.

Sample TMD-SO 060/5-6 was utilized as the matrix spike in this sample delivery group. The percent recoveries of all spiked compounds were within acceptance criteria of 50-150 %R (percent recovery).

Reviewed By: _____ Date: 4/30/11

Site Name: 10 Mile Drain
TDF# 5-314-012
Date Issued: 04/30/11
Analysis: PCBs

Author: Thomas Sedlacek
Charge# 03037.4.14.02.03.B5VE.000.001
Report Title: StClair 2-6

Samples TMD-SO 059/13-14 and TMD-SO 060/6-6.7 were analyzed at a 2x dilution. Samples TMD-SO 059/12-13 and TMD-SO 059/12-13R were analyzed at a 200x dilution.

An experienced analyst reviewed the chromatograms to ensure that no pattern matches for any of the standard Aroclors were present.

Flag	Description
J	The reported value is considered estimated due to Quality Control Issues
U	The compound is non-detect at the reported value

Reviewed By: [illegible] Date: 4/30/11

Mobile Laboratory
Sample Results

LIMS ID	Sample Location	Analyte	Result	units	Flag
MLDE110429002Bln01		AR1016	320	ug/Kg	U
		AR1242	320	ug/Kg	U
		AR1248	320	ug/Kg	U
		AR1254	320	ug/Kg	U
		AR1260	320	ug/Kg	U
		TCMX	79.1%	ug/Kg	
		DCB	68.7%	ug/Kg	
11ML0446	TMD-SO 058/15-15.4	AR1016	270	ug/Kg	U
		AR1242	270	ug/Kg	U
		AR1248	270	ug/Kg	U
		AR1254	270	ug/Kg	U
		AR1260	270	ug/Kg	U
		TCMX	86.6%	ug/Kg	
		DCB	54.7%	ug/Kg	
11ML0447	TMD-SO 058/15-15.4R	AR1016	250	ug/Kg	U
		AR1242	250	ug/Kg	U
		AR1248	250	ug/Kg	U
		AR1254	250	ug/Kg	U
		AR1260	250	ug/Kg	U
		TCMX	84.4%	ug/Kg	
		DCB	61.8%	ug/Kg	
11ML0448	TMD-SO 058-15.4-16	AR1016	320	ug/Kg	U
		AR1242	320	ug/Kg	U
		AR1248	320	ug/Kg	U
		AR1254	320	ug/Kg	U
		AR1260	320	ug/Kg	U
		TCMX	87.9%	ug/Kg	
		DCB	60.9%	ug/Kg	
11ML0449	TMD-SO 059/1-2	AR1016	300	ug/Kg	U
		AR1242	300	ug/Kg	U
		AR1248	300	ug/Kg	U
		AR1254	300	ug/Kg	U
		AR1260	300	ug/Kg	U
		TCMX	89.2%	ug/Kg	
		DCB	55.0%	ug/Kg	
11ML0450	TMD-SO 059/2-3	AR1016	220	ug/Kg	U
		AR1242	220	ug/Kg	U
		AR1248	220	ug/Kg	U
		AR1254	220	ug/Kg	U
		AR1260	220	ug/Kg	U
		TCMX	92.6%	ug/Kg	
		DCB	69.7%	ug/Kg	
11ML0451	TMD-SO 059/6-7	AR1016	200	ug/Kg	U
		AR1242	200	ug/Kg	U
		AR1248	200	ug/Kg	U
		AR1254	200	ug/Kg	U
		AR1260	200	ug/Kg	U
		TCMX	88.1%	ug/Kg	
		DCB	66.5%	ug/Kg	

Mobile Laboratory
Sample Results

LIMS ID	Sample Location	Analyte	Result	units	Flag
11ML0452	TMD-SO 059/10-11	AR1016	250	ug/Kg	U
		AR1242	250	ug/Kg	U
		AR1248	200	ug/Kg	J
		AR1254	250	ug/Kg	U
		AR1260	250	ug/Kg	U
		TCMX	66.3%	ug/Kg	
		DCB	54.0%	ug/Kg	
11ML0453	TMD-SO 059/12-13	AR1016	43000	ug/Kg	U
		AR1242	43000	ug/Kg	U
		AR1248	1300000	ug/Kg	
		AR1254	43000	ug/Kg	U
		AR1260	43000	ug/Kg	U
		TCMX	69.2%	ug/Kg	
		DCB	70.0%	ug/Kg	
11ML0454	TMD-SO 059/12-13R	AR1016	51000	ug/Kg	U
		AR1242	51000	ug/Kg	U
		AR1248	1300000	ug/Kg	
		AR1254	51000	ug/Kg	U
		AR1260	51000	ug/Kg	U
		TCMX	71.1%	ug/Kg	
		DCB	64.2%	ug/Kg	
11ML0455	TMD-SO 059/13-14	AR1016	460	ug/Kg	U
		AR1242	460	ug/Kg	U
		AR1248	18000	ug/Kg	
		AR1254	460	ug/Kg	U
		AR1260	460	ug/Kg	U
		TCMX	67.0%	ug/Kg	
		DCB	56.6%	ug/Kg	
11ML0456	TMD-SO 060/1-2	AR1016	240	ug/Kg	U
		AR1242	240	ug/Kg	U
		AR1248	170	ug/Kg	J
		AR1254	240	ug/Kg	U
		AR1260	240	ug/Kg	U
		TCMX	94.4%	ug/Kg	
		DCB	71.6%	ug/Kg	
11ML0457	TMD-SO 060/2-3	AR1016	430	ug/Kg	U
		AR1242	430	ug/Kg	U
		AR1248	430	ug/Kg	U
		AR1254	430	ug/Kg	U
		AR1260	430	ug/Kg	U
		TCMX	94.9%	ug/Kg	
		DCB	67.2%	ug/Kg	
11ML0458	TMD-SO 060/5-6	AR1016	280	ug/Kg	U
		AR1242	280	ug/Kg	U
		AR1248	280	ug/Kg	U
		AR1254	280	ug/Kg	U
		AR1260	280	ug/Kg	U
		TCMX	92.9%	ug/Kg	
		DCB	65.6%	ug/Kg	

Mobile Laboratory
Sample Results

LIMS ID	Sample Location	Analyte	Result	units	Flag
11ML059	TMD-SO 060/6-6.7	AR1016	370	ug/Kg	U
		AR1242	370	ug/Kg	U
		AR1248	12000	ug/Kg	
		AR1254	370	ug/Kg	U
		AR1260	370	ug/Kg	U
		TCMX	74.0%	ug/Kg	
		DCB	66.4%	ug/Kg	
11ML0460	TMD-SO 060/12.2-13.2	AR1016	290	ug/Kg	U
		AR1242	290	ug/Kg	U
		AR1248	290	ug/Kg	U
		AR1254	290	ug/Kg	U
		AR1260	290	ug/Kg	U
		TCMX	78.0%	ug/Kg	
		DCB	55.0%	ug/Kg	
11ML0461	TMD-SO 061/6-7	AR1016	230	ug/Kg	U
		AR1242	230	ug/Kg	U
		AR1248	230	ug/Kg	U
		AR1254	230	ug/Kg	U
		AR1260	230	ug/Kg	U
		TCMX	91.4%	ug/Kg	
		DCB	73.8%	ug/Kg	
11ML0462	TMD-SO 061/10-11	AR1016	220	ug/Kg	U
		AR1242	220	ug/Kg	U
		AR1248	1780	ug/Kg	
		AR1254	220	ug/Kg	U
		AR1260	220	ug/Kg	U
		TCMX	66.7%	ug/Kg	
		DCB	62.6%	ug/Kg	
11ML0463	TMD-SO 061/11.5-12.2	AR1016	210	ug/Kg	U
		AR1242	210	ug/Kg	U
		AR1248	1000	ug/Kg	
		AR1254	210	ug/Kg	U
		AR1260	210	ug/Kg	U
		TCMX	73.1%	ug/Kg	
		DCB	65.5%	ug/Kg	
11ML0464	TMD-SO 062/1-2	AR1016	200	ug/Kg	U
		AR1242	200	ug/Kg	U
		AR1248	200	ug/Kg	U
		AR1254	200	ug/Kg	U
		AR1260	200	ug/Kg	U
		TCMX	91.1%	ug/Kg	
		DCB	66.6%	ug/Kg	

11ML0465 TMD-SO 062/2-3
11ML0466 TMD-SO 062/5-6
Not Reported!!!
Stop cont @ 5-Street Vault

Site Name: 10 Mile Drain
TDF# 5-314-001
Date Issued: 05/01/11
Analysis: PCBs

Author: Thomas Sedlacek
Charge# 03037.4.14.02.03.B5VE.000.001
Report Title: StClair 2-7

NARRATIVE

Eight (8) soil samples were submitted to FASP (Field Analytical Support Program) for PCB analysis. The samples were run without significant complications. The following eight (8) samples are included in this narrative:

11CT04-22	11CT04-23	11CT04-24	11CT04-25
11CT04-26	11CT04-27	11CT04-28	11CT04-29

PCB Analysis

Sample Collection and Analysis

The samples were collected on April 30, 2011 and were analyzed on April 30, 2011 within the required hold times for the PCB analysis

Initial and Continuing Calibration

The initial calibration for AR1248 was run on April 26, 2011 and all compounds met the calibration criteria of <30% RSD (relative standard deviation).

The initial calibration for AR1242 was run on April 29, 2011 and all compounds met the calibration criteria of <30% RSD (relative standard deviation).

All the analytes in the continuing calibrations run on April 30, 2011 for AR1242 and AR1248 were within the QC limits of ± 35%.

Sample QC (Method Blanks, Matrix Spikes and Surrogates)

Method blank MLDE110430001Bln01 was found to be free of all target analytes at the stated detection limit.

All surrogate recoveries were within the acceptance limits of 50-150 %R.

Sample TMD-SO 064/10-11 was utilized as the matrix spike in this sample delivery group. The percent recoveries of all spiked compounds were within acceptance criteria of 50-150 %R (percent recovery).

Sample TMD-SO 064/10-11 was analyzed at a 40x dilution. Samples TMD-SO 064/12-13 and TMD-SO 064/12-13R were analyzed at a 100x dilution.

Reviewed By: _____ Date: 5/1/11

Site Name: 10 Mile Drain
TDF# 5-314-001
Date Issued: 05/01/11
Analysis: PCBs

Author: Thomas Sedlacek
Charge# 03037.4.14.02.03.B5VE.000.001
Report Title: StClair 2-7

An experienced analyst reviewed the chromatograms to ensure that no pattern matches for any of the standard Aroclors were present.

Flag	Description
J	The reported value is considered estimated due to Quality Control Issues
U	The compound is non-detect at the reported value

Reviewed By: _____ Date: 5/1/11

Mobile Laboratory
Sample Results

LIMS ID	Sample Location	Analyte	Result	units	Flag
MLDE110430001Bln01		AR1016	230	ug/Kg	U
		AR1242	230	ug/Kg	U
		AR1248	230	ug/Kg	U
		AR1254	230	ug/Kg	U
		AR1260	230	ug/Kg	U
		TCMX	103.3%	ug/Kg	
		DCB	87.5%	ug/Kg	
11ML0467	TMD-SO 064/1-2	AR1016	300	ug/Kg	U
		AR1242	300	ug/Kg	U
		AR1248	300	ug/Kg	U
		AR1254	300	ug/Kg	U
		AR1260	300	ug/Kg	U
		TCMX	107.2%	ug/Kg	
		DCB	82.1%	ug/Kg	
11ML0468	TMD-SO 064/2-3	AR1016	240	ug/Kg	U
		AR1242	240	ug/Kg	U
		AR1248	910	ug/Kg	
		AR1254	240	ug/Kg	U
		AR1260	240	ug/Kg	U
		TCMX	77.5%	ug/Kg	
		DCB	59.8%	ug/Kg	
11ML0469	TMD-SO 064/6-7	AR1016	220	ug/Kg	U
		AR1242	220	ug/Kg	U
		AR1248	220	ug/Kg	U
		AR1254	220	ug/Kg	U
		AR1260	220	ug/Kg	U
		TCMX	90.7%	ug/Kg	
		DCB	76.2%	ug/Kg	
11ML0470	TMD-SO 064/8-9	AR1016	200	ug/Kg	U
		AR1242	200	ug/Kg	U
		AR1248	5500	ug/Kg	
		AR1254	200	ug/Kg	U
		AR1260	200	ug/Kg	U
		TCMX	85.4%	ug/Kg	
		DCB	70.9%	ug/Kg	
11ML0471	TMD-SO 064/10-11	AR1016	9400	ug/Kg	U
		AR1242	9400	ug/Kg	U
		AR1248	260,000	ug/Kg	
		AR1254	9400	ug/Kg	U
		AR1260	9400	ug/Kg	U
		TCMX	75.7%	ug/Kg	
		DCB	70.8%	ug/Kg	
11ML0472	TMD-SO 064/12-13	AR1016	26000	ug/Kg	U
		AR1242	26000	ug/Kg	U
		AR1248	920,000	ug/Kg	
		AR1254	26000	ug/Kg	U
		AR1260	26000	ug/Kg	U
		TCMX	72.1%	ug/Kg	
		DCB	63.2%	ug/Kg	

Mobile Laboratory
Sample Results

11ML0473	TMD-SO 064/12-13R	AR1016	25000	ug/Kg	U
		AR1242	25000	ug/Kg	U
		AR1248	900,000	ug/Kg	
		AR1254	25000	ug/Kg	U
		AR1260	25000	ug/Kg	U
		TCMX	73.9%	ug/Kg	
		DCB	78.4%	ug/Kg	
11ML0474	TMD-SO 064/13/14	AR1016	270	ug/Kg	U
		AR1242	270	ug/Kg	U
		AR1248	2800	ug/Kg	
		AR1254	270	ug/Kg	U
		AR1260	270	ug/Kg	U
		TCMX	95.3%	ug/Kg	
		DCB	73.3%	ug/Kg	

Site Name: 10 Mile Drain
TDF# 5-314-012
Date Issued: 05/02/11
Analysis: PCBs

Author: Thomas Sedlacek
Charge# 03037.4.14.02.03.B5VE.000.001
Report Title: StClair 2-8

NARRATIVE

Twenty-one (21) soil samples were submitted to FASP (Field Analytical Support Program) for PCB analysis. The samples were run without significant complications. The following twenty-one (21) samples are included in this narrative:

11CT04-29	11CT04-30	11CT04-31	11CT04-32
11CT04-33	11CT04-34	11CT04-35	11CT04-36
11CT04-37	11CT04-38	11CT04-39	11CT04-40
11CT04-41	11CT04-42	11CT04-43	11CT04-44
11CT04-45	11CT04-46	11CT04-47	11CT04-48
11CT04-49			

PCB Analysis

Sample Collection and Analysis

The samples were collected on April 30, 2011 and were analyzed on May 1, 2011 within the required hold times for the PCB analysis

Initial and Continuing Calibration

The initial calibration for AR1248 was run on April 26, 2011 and all compounds met the calibration criteria of <30% RSD (relative standard deviation).

The initial calibration for AR1242 was run on April 29, 2011 and all compounds met the calibration criteria of <30% RSD (relative standard deviation).

All the analytes in the continuing calibrations run on May 1, 2011 for AR1242 and AR1248 were within the QC limits of ± 35%.

Sample QC (Method Blanks, Matrix Spikes and Surrogates)

Method blank MLDE110501001Bln01 was found to be free of all target analytes at the stated detection limit.

All surrogate recoveries were within the acceptance limits of 50-150 %R.

Sample TMD-SO 065/1.3-2 was utilized as the matrix spike in this sample delivery group. The percent recoveries of all spiked compounds were within acceptance criteria of 50-150 %R (percent recovery).

Reviewed By: _____ Date: 5/2/11

Site Name: 10 Mile Drain
TDF# 5-314-012
Date Issued: 05/02/11
Analysis: PCBs

Author: Thomas Sedlacek
Charge# 03037.4.14.02.03.B5VE.000.001
Report Title: StClair 2-8

Sample TMD-SO 0068/13-14 was analyzed at a 10x dilution. Samples TMD-SO 068/10-11 and TMD-SO 068/12-13 were analyzed at a 5000x dilution.

An experienced analyst reviewed the chromatograms to ensure that no pattern matches for any of the standard Aroclors were present.

Flag	Description
J	The reported value is considered estimated due to Quality Control Issues
U	The compound is non-detect at the reported value

Reviewed By: _____ Date: 5/2/11

Mobile Laboratory
Sample Results

LIMS ID	Sample Location	Analyte	Result	units	Flag
MLDE110501001Blnl01		AR1016	300	ug/Kg	U
		AR1242	300	ug/Kg	U
		AR1248	300	ug/Kg	U
		AR1254	300	ug/Kg	U
		AR1260	300	ug/Kg	U
		TCMX	103.6%	ug/Kg	
		DCB	89.3%	ug/Kg	
11ML0475	TMD-SO 065/1.3-2	AR1016	290	ug/Kg	U
		AR1242	290	ug/Kg	U
		AR1248	290	ug/Kg	U
		AR1254	290	ug/Kg	U
		AR1260	290	ug/Kg	U
		TCMX	106.3%	ug/Kg	
		DCB	99.1%	ug/Kg	
11ML0476	TMD-SO 065/2-3	AR1016	260	ug/Kg	U
		AR1242	260	ug/Kg	U
		AR1248	260	ug/Kg	U
		AR1254	260	ug/Kg	U
		AR1260	260	ug/Kg	U
		TCMX	103.5%	ug/Kg	
		DCB	76.9%	ug/Kg	
11ML0477	TMD-SO 065/6-7	AR1016	250	ug/Kg	U
		AR1242	250	ug/Kg	U
		AR1248	250	ug/Kg	U
		AR1254	250	ug/Kg	U
		AR1260	250	ug/Kg	U
		TCMX	98.1%	ug/Kg	
		DCB	66.4%	ug/Kg	
11ML0478	TMD-SO 065/6-7R	AR1016	200	ug/Kg	U
		AR1242	200	ug/Kg	U
		AR1248	200	ug/Kg	U
		AR1254	200	ug/Kg	U
		AR1260	200	ug/Kg	U
		TCMX	105.5%	ug/Kg	
		DCB	56.0%	ug/Kg	
11ML0479	TMD-SO 065/7-8	AR1016	260	ug/Kg	U
		AR1242	260	ug/Kg	U
		AR1248	260	ug/Kg	U
		AR1254	260	ug/Kg	U
		AR1260	260	ug/Kg	U
		TCMX	104.8%	ug/Kg	
		DCB	73.0%	ug/Kg	
11ML0480	TMD-SO 065/10-11	AR1016	300	ug/Kg	U
		AR1242	300	ug/Kg	U
		AR1248	300	ug/Kg	U
		AR1254	300	ug/Kg	U
		AR1260	300	ug/Kg	U
		TCMX	110.7%	ug/Kg	
		DCB	96.6%	ug/Kg	

Mobile Laboratory
Sample Results

LIMS ID	Sample Location	Analyte	Result	units	Flag
11ML0481	TMD-SO 065/11-12	AR1016	250	ug/Kg	U
		AR1242	250	ug/Kg	U
		AR1248	250	ug/Kg	U
		AR1254	250	ug/Kg	U
		AR1260	250	ug/Kg	U
		TCMX	106.1%	ug/Kg	
		DCB	77.8%	ug/Kg	
11ML0482	TMD-SO 065/13-13.2	AR1016	210	ug/Kg	U
		AR1242	210	ug/Kg	U
		AR1248	210	ug/Kg	U
		AR1254	210	ug/Kg	U
		AR1260	210	ug/Kg	U
		TCMX	98.4%	ug/Kg	
		DCB	86.5%	ug/Kg	
11ML0483	TMD-SO 066/10-11	AR1016	320	ug/Kg	U
		AR1242	320	ug/Kg	U
		AR1248	320	ug/Kg	U
		AR1254	320	ug/Kg	U
		AR1260	320	ug/Kg	U
		TCMX	97.5%	ug/Kg	
		DCB	76.0%	ug/Kg	
11ML0484	TMD-SO 066/~~12-12~~ 13 GK	AR1016	240	ug/Kg	U
		AR1242	240	ug/Kg	U
		AR1248	240	ug/Kg	U
		AR1254	240	ug/Kg	U
		AR1260	240	ug/Kg	U
		TCMX	101.8%	ug/Kg	
		DCB	82.0%	ug/Kg	
11ML0485	TMD-SO 066/13-14	AR1016	290	ug/Kg	U
		AR1242	290	ug/Kg	U
		AR1248	290	ug/Kg	U
		AR1254	290	ug/Kg	U
		AR1260	290	ug/Kg	U
		TCMX	108.0%	ug/Kg	
		DCB	81.5%	ug/Kg	
11ML0486	TMD-SO 067/10-11	AR1016	400	ug/Kg	U
		AR1242	400	ug/Kg	U
		AR1248	400	ug/Kg	U
		AR1254	400	ug/Kg	U
		AR1260	400	ug/Kg	U
		TCMX	106.4%	ug/Kg	
		DCB	88.9%	ug/Kg	
11ML0487	TMD-SO 067/11-12	AR1016	290	ug/Kg	U
		AR1242	290	ug/Kg	U
		AR1248	290	ug/Kg	U
		AR1254	290	ug/Kg	U
		AR1260	290	ug/Kg	U
		TCMX	102.4%	ug/Kg	
		DCB	83.0%	ug/Kg	

Mobile Laboratory
Sample Results

LIMS ID	Sample Location	Analyte	Result	units	Flag
11ML0488	TMD-SO 067/12-13	AR1016	310	ug/Kg	U
		AR1242	310	ug/Kg	U
		AR1248	310	ug/Kg	U
		AR1254	310	ug/Kg	U
		AR1260	310	ug/Kg	U
		TCMX	100.5%	ug/Kg	
		DCB	67.4%	ug/Kg	
11ML0489	TMD-SO 068/6-7	AR1016	230	ug/Kg	U
		AR1242	230	ug/Kg	U
		AR1248	230	ug/Kg	U
		AR1254	230	ug/Kg	U
		AR1260	230	ug/Kg	U
		TCMX	102.5%	ug/Kg	
		DCB	61.5%	ug/Kg	
11ML0490	TMD-SO 068/6-7R	AR1016	260	ug/Kg	U
		AR1242	260	ug/Kg	U
		AR1248	260	ug/Kg	U
		AR1254	260	ug/Kg	U
		AR1260	260	ug/Kg	U
		TCMX	106.9%	ug/Kg	
		DCB	83.1%	ug/Kg	
11ML0491	TMD-SO 068/7-8	AR1016	230	ug/Kg	U
		AR1242	230	ug/Kg	U
		AR1248	230	ug/Kg	U
		AR1254	230	ug/Kg	U
		AR1260	230	ug/Kg	U
		TCMX	104.8%	ug/Kg	
		DCB	74.2%	ug/Kg	
11ML0492	TMD-SO 068/10-11	AR1016	120,000	ug/Kg	U
		AR1242	120,000	ug/Kg	U
		AR1248	3,200,000	ug/Kg	
		AR1254	120,000	ug/Kg	U
		AR1260	120,000	ug/Kg	U
		TCMX	83.1%	ug/Kg	
		DCB	132.5%	ug/Kg	
11ML0493	TMD-SO 068/12-13	AR1016	100,000	ug/Kg	U
		AR1242	100,000	ug/Kg	U
		AR1248	2,200,000	ug/Kg	
		AR1254	100,000	ug/Kg	U
		AR1260	100,000	ug/Kg	U
		TCMX	88.9%	ug/Kg	
		DCB	125.0%	ug/Kg	
11ML0494	TMD-SO 068/13-14	AR1016	2900	ug/Kg	U
		AR1242	2900	ug/Kg	U
		AR1248	42,000	ug/Kg	
		AR1254	2900	ug/Kg	U
		AR1260	2900	ug/Kg	U
		TCMX	100.1%	ug/Kg	
		DCB	97.1%	ug/Kg	
11ML0495	TMD-SO 063/MH	AR1016	0	ug/Kg	U

Mobile Laboratory
Sample Results

LIMS ID	Sample Location	Analyte	Result	units	Flag
		AR1242	0	ug/Kg	U
		AR1248	11,000	ug/Kg	
		AR1254	0	ug/Kg	U
		AR1260	0	ug/Kg	U
		TCMX	68.9%	ug/Kg	
		DCB	54.9%	ug/Kg	

Site Name: 10 Mile Drain
TDF# 5-314-012
Date Issued: 05/03/11
Analysis: PCBs

Author: Thomas Sedlacek
Charge# 03037.4.14.02.03.B5VE.000.001
Report Title: StClair 2-9

NARRATIVE

Twenty (20) soil samples were submitted to FASP (Field Analytical Support Program) for PCB analysis. The samples were run without significant complications. The following twenty (20) samples are included in this narrative:

11CT04-50	11CT04-51	11CT04-52	11CT04-53
11CT04-54	11CT04-55	11CT04-56	11CT04-57
11CT04-58	11CT04-59	11CT04-60	11CT04-61
11CT04-62	11CT04-63	11CT04-64	11CT04-65
11CT04-66	11CT04-67	11CT04-68	11CT04-69

PCB Analysis

Sample Collection and Analysis

The samples were collected on May 1 and 2, 2011 and were analyzed on May 2, 2011 within the required hold times for the PCB analysis

Initial and Continuing Calibration

The initial calibration for AR1248 was run on April 26, 2011 and all compounds met the calibration criteria of <30% RSD (relative standard deviation).

The initial calibration for AR1242 was run on April 29, 2011 and all compounds met the calibration criteria of <30% RSD (relative standard deviation).

All the analytes in the continuing calibrations run on May 2, 2011 for AR1242 and AR1248 were within the QC limits of ± 35%.

Sample QC (Method Blanks, Matrix Spikes and Surrogates)

Method blank MLDE110502001Bln01 was found to be free of all target analytes at the stated detection limit.

All surrogate recoveries were within the acceptance limits of 50-150 %R except Decachlorobiphenyl was below the limit in sample TMD-SO 071/0-1. No samples are qualified when only one surrogate is out of control.

Sample TMD-SO 070/4-5 was utilized as the matrix spike in this sample delivery group. The percent recoveries of all spiked compounds were within acceptance criteria of 50-150 %R

Reviewed By: _____ Date: 5/3/11

Site Name: 10 Mile Drain
TDF# 5-314-012
Date Issued: 05/03/11
Analysis: PCBs

Author: Thomas Sedlacek
Charge# 03037.4.14.02.03.B5VE.000.001
Report Title: StClair 2-9

(percent recovery).

Sample TMD-SO 069/10-11 was analyzed at a 10x dilution. Sample TMD-SO 070/2-3 was analyzed at a 40x dilution.

An experienced analyst reviewed the chromatograms to ensure that no pattern matches for any of the standard Aroclors were present.

Flag	Description
J	The reported value is considered estimated due to Quality Control Issues
U	The compound is non-detect at the reported value

Reviewed By: _____ Date: 5/3/11

Mobile Laboratory
Sample Results

LIMS ID	Sample Location	Analyte	Result	units	Flag
MLDE110502001BIn01		AR1016	290	ug/Kg	U
		AR1242	290	ug/Kg	U
		AR1248	290	ug/Kg	U
		AR1254	290	ug/Kg	U
		AR1260	290	ug/Kg	U
		TCMX	101.1%	ug/Kg	
		DCB	80.1%	ug/Kg	
11ML0496	TMD-SO 069/1-2	AR1016	230	ug/Kg	U
		AR1242	230	ug/Kg	U
		AR1248	230	ug/Kg	U
		AR1254	230	ug/Kg	U
		AR1260	230	ug/Kg	U
		TCMX	99.9%	ug/Kg	
		DCB	76.5%	ug/Kg	
11ML0497	TMD-SO 069/2-2.8 GK	AR1016	260	ug/Kg	U
		AR1242	260	ug/Kg	U
		AR1248	260	ug/Kg	U
		AR1254	260	ug/Kg	U
		AR1260	260	ug/Kg	U
		TCMX	99.3%	ug/Kg	
		DCB	68.6%	ug/Kg	
11ML0498	TMD-SO 069/6-7	AR1016	250	ug/Kg	U
		AR1242	250	ug/Kg	U
		AR1248	250	ug/Kg	U
		AR1254	250	ug/Kg	U
		AR1260	250	ug/Kg	U
		TCMX	95.0%	ug/Kg	
		DCB	57.4%	ug/Kg	
11ML0499	TMD-SO 069/8-9	AR1016	200	ug/Kg	U
		AR1242	200	ug/Kg	U
		AR1248	200	ug/Kg	U
		AR1254	200	ug/Kg	U
		AR1260	200	ug/Kg	U
		TCMX	83.3%	ug/Kg	
		DCB	59.6%	ug/Kg	
11ML0500	TMD-SO 069/10-11	AR1016	3200	ug/Kg	U
		AR1242	3200	ug/Kg	U
		AR1248	66,000	ug/Kg	
		AR1254	3200	ug/Kg	U
		AR1260	3200	ug/Kg	U
		TCMX	85.4%	ug/Kg	
		DCB	71.2%	ug/Kg	
11ML0501	TMD-SO 069/11-12	AR1016	300	ug/Kg	U
		AR1242	300	ug/Kg	U
		AR1248	160	ug/Kg	J
		AR1254	300	ug/Kg	U
		AR1260	300	ug/Kg	U
		TCMX	103.0%	ug/Kg	
		DCB	64.6%	ug/Kg	

Mobile Laboratory
Sample Results

LIMS ID	Sample Location	Analyte	Result	units	Flag
11ML0502	TMD-SO 070/2-3	AR1016	13000	ug/Kg	U
		AR1242	13000	ug/Kg	U
		AR1248	420,000	ug/Kg	
		AR1254	13000	ug/Kg	U
		AR1260	13000	ug/Kg	U
		TCMX	86.9%	ug/Kg	
	4-5	DCB	76.5%	ug/Kg	
11ML0503	TMD-SO 070/5-4	AR1016	290	ug/Kg	U
		AR1242	290	ug/Kg	U
		AR1248	580	ug/Kg	
		AR1254	290	ug/Kg	U
		AR1260	290	ug/Kg	U
		TCMX	110.7%	ug/Kg	
		DCB	83.8%	ug/Kg	
11ML0504	TMD-SO 070/4-5	AR1016	260	ug/Kg	U
		AR1242	260	ug/Kg	U
	TMD-SO 070/10-11	AR1248	260	ug/Kg	U
	Missing	AR1254	260	ug/Kg	U
		AR1260	260	ug/Kg	U
		TCMX	113.7%	ug/Kg	
		DCB	73.4%	ug/Kg	
11ML0505	TMD-SO 070/6-7	AR1016	210	ug/Kg	U
		AR1242	210	ug/Kg	U
		AR1248	210	ug/Kg	U
		AR1254	210	ug/Kg	U
		AR1260	210	ug/Kg	U
		TCMX	107.6%	ug/Kg	
		DCB	61.7%	ug/Kg	
11ML0506	TMD-SO 070/6-7R	AR1016	200	ug/Kg	U
		AR1242	200	ug/Kg	U
		AR1248	1400	ug/Kg	
		AR1254	200	ug/Kg	U
		AR1260	200	ug/Kg	U
		TCMX	105.9%	ug/Kg	
		DCB	69.2%	ug/Kg	
11ML0507	TMD-SO 070/8-9	AR1016	400	ug/Kg	U
		AR1242	400	ug/Kg	U
		AR1248	230	ug/Kg	J
		AR1254	400	ug/Kg	U
		AR1260	400	ug/Kg	U
		TCMX	106.6%	ug/Kg	
		DCB	68.4%	ug/Kg	
11ML0508	TMD-SO 070/11-12	AR1016	260	ug/Kg	U
		AR1242	260	ug/Kg	U
		AR1248	130	ug/Kg	J
		AR1254	260	ug/Kg	U
		AR1260	260	ug/Kg	U
		TCMX	103.6%	ug/Kg	
		DCB	68.4%	ug/Kg	

Mobile Laboratory
Sample Results

LIMS ID	Sample Location	Analyte	Result	units	Flag
11ML0509	TMD-SO 070/12-13	AR1016	3600	ug/Kg	
		AR1242	290	ug/Kg	U
		AR1248	290	ug/Kg	U
		AR1254	290	ug/Kg	U
		AR1260	290	ug/Kg	U
		TCMX	84.6%	ug/Kg	
		DCB	63.8%	ug/Kg	
11ML0510	TMD-SO 071/0-1	AR1016	200	ug/Kg	U
		AR1242	200	ug/Kg	U
		AR1248	6400	ug/Kg	
		AR1254	200	ug/Kg	U
		AR1260	200	ug/Kg	U
		TCMX	94.2%	ug/Kg	
		DCB	46.0%	ug/Kg	J
11ML0511	TMD-SO 071/2-3	AR1016	260	ug/Kg	U
		AR1242	260	ug/Kg	U
		AR1248	1290	ug/Kg	
		AR1254	260	ug/Kg	U
		AR1260	260	ug/Kg	U
		TCMX	101.4%	ug/Kg	
		DCB	68.3%	ug/Kg	
11ML0512	TMD-SO 071/6-7	AR1016	260	ug/Kg	U
		AR1242	260	ug/Kg	U
		AR1248	4040	ug/Kg	
		AR1254	260	ug/Kg	U
		AR1260	260	ug/Kg	U
		TCMX	99.2%	ug/Kg	
		DCB	53.0%	ug/Kg	
11ML0513	TMD-SO 071/9-9.7	AR1016	220	ug/Kg	U
		AR1242	220	ug/Kg	U
		AR1248	220	ug/Kg	J
		AR1254	220	ug/Kg	U
		AR1260	220	ug/Kg	U
		TCMX	102.7%	ug/Kg	
		DCB	53.0%	ug/Kg	
11ML0514	TMD-SO 071/10-11	AR1016	300	ug/Kg	U
		AR1242	300	ug/Kg	U
		AR1248	300	ug/Kg	U
		AR1254	300	ug/Kg	U
		AR1260	300	ug/Kg	U
		TCMX	88.3%	ug/Kg	
		DCB	74.8%	ug/Kg	
11ML0515	TMD-SO 11-12	AR1016	200	ug/Kg	U
		AR1242	200	ug/Kg	U
		AR1248	200	ug/Kg	U
		AR1254	200	ug/Kg	U
		AR1260	200	ug/Kg	U
		TCMX	82.0%	ug/Kg	
		DCB	61.3%	ug/Kg	

GK
072/

Site Name: 10 Mile Drain
TDF# 5-314-001
Date Issued: 05/03/11
Analysis: PCBs

Author: Thomas Sedlacek
Charge# 03037.4.14.02.03.B5VE.000.001
Report Title: StClair 2-10

NARRATIVE

Eight (8) soil samples were submitted to FASP (Field Analytical Support Program) for PCB analysis. The samples were run without significant complications. The following eight (8) samples are included in this narrative:

11CT04-70	11CT04-71	11CT04-72	11CT04-73
11CT04-74	11CT04-75	11CT04-76	11CT04-77

PCB Analysis

Sample Collection and Analysis

The samples were collected on May 2, 2011 and were analyzed on May 2, 2011 within the required hold times for the PCB analysis

Initial and Continuing Calibration

The initial calibration for AR1248 was run on April 26, 2011 and all compounds met the calibration criteria of <30% RSD (relative standard deviation).

The initial calibration for AR1242 was run on April 29, 2011 and all compounds met the calibration criteria of <30% RSD (relative standard deviation).

All the analytes in the continuing calibrations run on May 2, 2011 for AR1242 and AR1248 were within the QC limits of ± 35%.

Sample QC (Method Blanks, Matrix Spikes and Surrogates)

Method blank MLDE110502002Bln01 was found to be free of all target analytes at the stated detection limit.

All surrogate recoveries were within the acceptance limits of 50-150 %R.

Sample TMD-SO 073/6-7 was utilized as the matrix spike in this sample delivery group. The percent recoveries of all spiked compounds were within acceptance criteria of 50-150 %R (percent recovery).

Sample TMD-SO 073/13-14 was analyzed at a 10x dilution.

An experienced analyst reviewed the chromatograms to ensure that no pattern matches for any of

Reviewed By: [signature] Date: 5/3/11

Site Name: 10 Mile Drain
TDF# 5-314-001
Date Issued: 05/03/11
Analysis: PCBs

Author: Thomas Sedlacek
Charge# 03037.4.14.02.03.B5VE.000.001
Report Title: StClair 2-10

the standard Aroclors were present.

Flag	Description
J	The reported value is considered estimated due to Quality Control Issues
U	The compound is non-detect at the reported value

Reviewed By: _____ Date: 5/5/11

Mobile Laboratory
Sample Results

LIMS ID	Sample Location	Analyte	Result	units	Flag
MLDE110502002Bln01		AR1016	290	ug/Kg	U
		AR1242	290	ug/Kg	U
		AR1248	290	ug/Kg	U
		AR1254	290	ug/Kg	U
		AR1260	290	ug/Kg	U
		TCMX	103.7%	ug/Kg	
		DCB	92.4%	ug/Kg	
11ML0516	TMD-SO 072/11-12R	AR1016	210	ug/Kg	U
		AR1242	210	ug/Kg	U
		AR1248	210	ug/Kg	U
		AR1254	210	ug/Kg	U
		AR1260	210	ug/Kg	U
		TCMX	90.6%	ug/Kg	
		DCB	75.8%	ug/Kg	
11ML0517	TMD-SO 072/12-13	AR1016	290	ug/Kg	U
		AR1242	290	ug/Kg	U
		AR1248	290	ug/Kg	U
		AR1254	290	ug/Kg	U
		AR1260	290	ug/Kg	U
		TCMX	98.9%	ug/Kg	
		DCB	76.0%	ug/Kg	
11ML0518	TMD-SO 073/0-1	AR1016	250	ug/Kg	U
		AR1242	250	ug/Kg	U
		AR1248	160	ug/Kg	J
		AR1254	250	ug/Kg	U
		AR1260	250	ug/Kg	U
		TCMX	108.4%	ug/Kg	
		DCB	88.7%	ug/Kg	
11ML0519	TMD-SO 073/1-2	AR1016	300	ug/Kg	U
		AR1242	300	ug/Kg	U
		AR1248	300	ug/Kg	U
		AR1254	300	ug/Kg	U
		AR1260	300	ug/Kg	U
		TCMX	108.8%	ug/Kg	
		DCB	99.4%	ug/Kg	
11ML0520	TMD-SO 073/6-7	AR1016	270	ug/Kg	U
		AR1242	270	ug/Kg	U
		AR1248	270	ug/Kg	U
		AR1254	270	ug/Kg	U
		AR1260	270	ug/Kg	U
		TCMX	106.3%	ug/Kg	
		DCB	92.3%	ug/Kg	
11ML0521	TMD-SO 073/10-11	AR1016	200	ug/Kg	U
		AR1242	200	ug/Kg	U
		AR1248	200	ug/Kg	U
		AR1254	200	ug/Kg	U
		AR1260	200	ug/Kg	U
		TCMX	98.1%	ug/Kg	
		DCB	68.5%	ug/Kg	

Mobile Laboratory
Sample Results

LIMS ID	Sample Location	Analyte	Result	units	Flag
11ML0522	TMD-SO 073/12-13	AR1016	210	ug/Kg	U
		AR1242	210	ug/Kg	U
		AR1248	210	ug/Kg	U
		AR1254	210	ug/Kg	U
		AR1260	210	ug/Kg	U
		TCMX	97.2%	ug/Kg	
		DCB	77.0%	ug/Kg	
11ML0523	TMD-SO 073/13-14	AR1016	2200	ug/Kg	U
		AR1242	2200	ug/Kg	U
		AR1248	34000	ug/Kg	
		AR1254	2200	ug/Kg	U
		AR1260	2200	ug/Kg	U
		TCMX	81.1%	ug/Kg	
		DCB	75.3%	ug/Kg	

Analyte	Sample Result	MS Result	%R	spike
AR1016	270	310		1000
AR1242	270	310		3086.42
AR1248	270	2800	82.0%	
AR1254	270	310		
AR1260	270	310		

Site Name: 10 Mile Drain
TDF# 5-314-001
Date Issued: 05/03/11
Analysis: PCBs

Author: Christina Rice
Charge# 03037.4.14.02.03.B5VE.000.001
Report Title: StClair 2-11

NARRATIVE

Three (3) water samples were submitted to FASP (Field Analytical Support Program) for PCB analysis. The samples were run without significant complications. The following three (3) samples are included in this narrative:

11CT01-27	11CT01-28	11CT01-29	

PCB Analysis

Sample Collection and Analysis

The samples were collected on April 29, 30 and May 2, 2011 and were analyzed on May 3, 2011 within the required hold times for the selected PCB analytes.

Initial and Continuing Calibration

The initial calibration for AR1248 was run on April 26, 2011 and all compounds met the calibration criteria of <30% RSD (relative standard deviation).

The initial calibration for AR1242 was run on April 29, 2011 and all compounds met the calibration criteria of <30% RSD (relative standard deviation).

All the analytes in the continuing calibrations run on May 3, 2011 for AR1242 and AR1248 were within the QC limits of ± 35%.

Sample QC (Method Blanks, Matrix Spikes and Surrogates)

Method blank MLDE110503001Bln01 was found to be free of all target analytes at the stated detection limit.

All surrogate recoveries were within the acceptance limits of 60-140 %R.

Sample TMD-GW 076/M11 was utilized as the matrix spike in this sample delivery group. The percent recoveries of all spiked compounds were within acceptance criteria of 50-150 %R (percent recovery).

An experienced analyst reviewed the chromatograms to ensure that no pattern matches for any of the standard Aroclors were present.

Reviewed By: _____ Date: 5-3-11

Site Name: 10 Mile Drain
TDF# 5-314-001
Date Issued: 05/03/11
Analysis: PCBs

Author: Christina Rice
Charge# 03037.4.14.02.03.B5VE.000.001
Report Title: StClair 2-11

Flag	Description
J	The reported value is considered estimated due to Quality Control Issues
U	The compound is non-detect at the reported value

Reviewed By: _____ Date: 5-3-11

Mobile Laboratory
Sample Results

LIMS ID	Sample Location	Analyte	Result	units	Flag
MLDE110502001Bln01		AR1016	5	ug/Kg	U
		AR1242	5	ug/Kg	U
		AR1248	5	ug/Kg	U
		AR1254	5	ug/Kg	U
		AR1260	5	ug/Kg	U
		TCMX	79.9%	ug/Kg	
		DCB	132.2%	ug/Kg	
11ML0524	TMD-GW 063/MH	AR1016	5	ug/Kg	U
		AR1242	5	ug/Kg	U
		AR1248	5	ug/Kg	U
		AR1254	5	ug/Kg	U
		AR1260	5	ug/Kg	U
		TCMX	94.5%	ug/Kg	
		DCB	94.5%	ug/Kg	
11ML0525	TMD-GW 065/5	AR1016	5	ug/Kg	U
		AR1242	5	ug/Kg	U
		AR1248	5	ug/Kg	U
		AR1254	5	ug/Kg	U
		AR1260	5	ug/Kg	U
		TCMX	98.1%	ug/Kg	
		DCB	90.2%	ug/Kg	
11ML0526	TMD-SO 076/MH	AR1016	5	ug/Kg	U
		AR1242	5	ug/Kg	U
		AR1248	5	ug/Kg	U
		AR1254	5	ug/Kg	U
		AR1260	5	ug/Kg	U
		TCMX	67.0%	ug/Kg	
		DCB	99.4%	ug/Kg	

Analyte	Sample Result	MS Result	%R	spike
AR1016	5	5		1000
AR1242	5	5		50
AR1248	5	40	83.9%	
AR1254	5	5		
AR1260	5	5		

Site Name: 10 Mile Drain
TDF# 5-314-001
Date Issued: 05/04/11
Analysis: PCBs

Author: Christina Rice
Charge# 03037.4.14.02.03.B5VE.000.001
Report Title: StClair 2-12

NARRATIVE

Nineteen (19) soil samples were submitted to FASP (Field Analytical Support Program) for PCB analysis. The samples were run without significant complications. The following nineteen (19) samples are included in this narrative:

11CT04-78	11CT04-79	11CT04-80	11CT04-81
11CT04-82	11CT04-83	11CT04-84	11CT04-85
11CT04-86	11CT04-87	11CT04-88	11CT04-89
11CT04-90	11CT04-91	11CT04-92	11CT04-93
11CT04-94	11CT04-95	11CT04-96	

PCB Analysis

Sample Collection and Analysis

The samples were collected on May 2 and 3, 2011 and were analyzed on May 3, 2011 within the required bold times for the selected PCB analytes.

Initial and Continuing Calibration

The initial calibration for AR1248 was run on April 26, 2011 and all compounds met the calibration criteria of <30% RSD (relative standard deviation).

The initial calibration for AR1242 was run on April 29, 2011 and all compounds met the calibration criteria of <30% RSD (relative standard deviation).

All the analytes in the continuing calibrations run on May 3, 2011 for AR1242 and AR1248 were within the QC limits of ± 35%.

Sample QC (Method Blanks, Matrix Spikes and Surrogates)

Method blank MLDE110503002Bln01 was found to be free of all target analytes at the stated detection limit.

All surrogate recoveries were within the acceptance limits of 50-150 %R.

Sample TMD-SO 077/8-9 was utilized as the matrix spike in this sample delivery group. The percent recoveries of all spiked compounds were within acceptance criteria of 50-150 %R (percent recovery).

Reviewed By: _____ Date: 5-4-11

Site Name: 10 Mile Drain
TDF# 5-314-001
Date Issued: 05/04/11
Analysis: PCBs

Author: Christina Rice
Charge# 03037.4.14.02.03.B5VE.000.001
Report Title: StClair 2-12

An experienced analyst reviewed the chromatograms to ensure that no pattern matches for any of the standard Aroclors were present.

Flag	Description
J	The reported value is considered estimated due to Quality Control Issues
U	The compound is non-detect at the reported value

Reviewed By: _____ Date: 5-9-11

Mobile Laboratory
Sample Results

LIMS ID	Sample Location	Analyte	Result	units	Flag
MLDE110503002Bln01		AR1016	200	ug/Kg	U
		AR1242	200	ug/Kg	U
		AR1248	200	ug/Kg	U
		AR1254	200	ug/Kg	U
		AR1260	200	ug/Kg	U
		TCMX	96.3%	ug/Kg	
		DCB	117.3%	ug/Kg	
11ML0527	TMD-SO 074/4-5	AR1016	260	ug/Kg	U
		AR1242	260	ug/Kg	U
		AR1248	260	ug/Kg	U
		AR1254	260	ug/Kg	U
		AR1260	260	ug/Kg	U
		TCMX	96.4%	ug/Kg	
		DCB	101.7%	ug/Kg	
11ML0528	TMD-SO 074/6-7	AR1016	240	ug/Kg	U
		AR1242	240	ug/Kg	U
		AR1248	240	ug/Kg	U
		AR1254	240	ug/Kg	U
		AR1260	240	ug/Kg	U
		TCMX	93.8%	ug/Kg	
		DCB	82.2%	ug/Kg	
11ML0529	TMDSO 074/8-9	AR1016	260	ug/Kg	U
		AR1242	260	ug/Kg	U
		AR1248	260	ug/Kg	U
		AR1254	260	ug/Kg	U
		AR1260	260	ug/Kg	U
		TCMX	99.9%	ug/Kg	
		DCB	113.8%	ug/Kg	
11ML0530	TMDSO 074/10-11	AR1016	200	ug/Kg	U
		AR1242	200	ug/Kg	U
		AR1248	200	ug/Kg	U
		AR1254	200	ug/Kg	U
		AR1260	200	ug/Kg	U
		TCMX	90.3%	ug/Kg	
		DCB	79.5%	ug/Kg	
11ML0531	TMD-SO 074/12-13	AR1016	280	ug/Kg	U
		AR1242	280	ug/Kg	U
		AR1248	280	ug/Kg	U
		AR1254	280	ug/Kg	U
		AR1260	280	ug/Kg	U
		TCMX	94.4%	ug/Kg	
		DCB	103.9%	ug/Kg	
11ML0532	TMD-SO 074/13-14	AR1016	200	ug/Kg	U
		AR1242	200	ug/Kg	U
		AR1248	200	ug/Kg	U
		AR1254	200	ug/Kg	U
		AR1260	200	ug/Kg	U
		TCMX	99.8%	ug/Kg	
		DCB	118.9%	ug/Kg	

Mobile Laboratory
Sample Results

LIMS ID	Sample Location	Analyte	Result	units	Flag
11ML0533	TMD-SO 075/1-2	AR1016	270	ug/Kg	U
		AR1242	270	ug/Kg	U
		AR1248	270	ug/Kg	U
		AR1254	270	ug/Kg	U
		AR1260	270	ug/Kg	U
		TCMX	102.4%	ug/Kg	
		DCB	105.3%	ug/Kg	
11ML0534	TMD-SO 075/2-3	AR1016	260	ug/Kg	U
		AR1242	260	ug/Kg	U
		AR1248	260	ug/Kg	U
		AR1254	260	ug/Kg	U
		AR1260	260	ug/Kg	U
		TCMX	105.6%	ug/Kg	
		DCB	107.3%	ug/Kg	
11ML0535	TMD-SO 075/5.5-6.5	AR1016	180	ug/Kg	U
		AR1242	180	ug/Kg	U
		AR1248	180	ug/Kg	U
		AR1254	180	ug/Kg	U
		AR1260	180	ug/Kg	U
		TCMX	54.6%	ug/Kg	
		DCB	63.3%	ug/Kg	
11ML0536	TMD-SO 075/10-11	AR1016	250	ug/Kg	U
		AR1242	250	ug/Kg	U
		AR1248	250	ug/Kg	U
		AR1254	250	ug/Kg	U
		AR1260	250	ug/Kg	U
		TCMX	104.6%	ug/Kg	
		DCB	94.0%	ug/Kg	
11ML0537	TMD-SO 075/11-11.5	AR1016	240	ug/Kg	U
		AR1242	240	ug/Kg	U
		AR1248	240	ug/Kg	U
		AR1254	240	ug/Kg	U
		AR1260	240	ug/Kg	U
		TCMX	75.4%	ug/Kg	
		DCB	80.2%	ug/Kg	
11ML0538	TMD-SO 075/11-11.5R	AR1016	400	ug/Kg	U
		AR1242	400	ug/Kg	U
		AR1248	400	ug/Kg	U
		AR1254	400	ug/Kg	U
		AR1260	400	ug/Kg	U
		TCMX	80.2%	ug/Kg	
		DCB	89.3%	ug/Kg	
11ML0539	TMD-SO 075/12[redacted]-13[redacted]	AR1016	260	ug/Kg	U
		AR1242	260	ug/Kg	U
		AR1248	260	ug/Kg	U
		AR1254	260	ug/Kg	U
		AR1260	260	ug/Kg	U
		TCMX	97.4%	ug/Kg	
		DCB	116.5%	ug/Kg	

Mobile Laboratory
Sample Results

LIMS ID	Sample Location	Analyte	Result	units	Flag
11ML0540	TMD-SO 077/2-2.5	AR1016	280	ug/Kg	U
		AR1242	280	ug/Kg	U
		AR1248	280	ug/Kg	U
		AR1254	280	ug/Kg	U
		AR1260	280	ug/Kg	U
		TCMX	99.4%	ug/Kg	
		DCB	111.1%	ug/Kg	
11ML0541	TMD-SO 077/3-4	AR1016	250	ug/Kg	U
		AR1242	250	ug/Kg	U
		AR1248	250	ug/Kg	U
		AR1254	250	ug/Kg	U
		AR1260	250	ug/Kg	U
		TCMX	98.0%	ug/Kg	
		DCB	92.9%	ug/Kg	
11ML0542	TMD-SO 077/3-4R	AR1016	300	ug/Kg	U
		AR1242	300	ug/Kg	U
		AR1248	300	ug/Kg	U
		AR1254	300	ug/Kg	U
		AR1260	300	ug/Kg	U
		TCMX	108.9%	ug/Kg	
		DCB	86.8%	ug/Kg	
11ML0543	TMD-SO 077/6-7	AR1016	220	ug/Kg	U
		AR1242	220	ug/Kg	U
		AR1248	220	ug/Kg	U
		AR1254	220	ug/Kg	U
		AR1260	220	ug/Kg	U
		TCMX	84.6%	ug/Kg	
		DCB	98.9%	ug/Kg	
11ML0544	TMD-SO 077/7-8	AR1016	300	ug/Kg	U
		AR1242	300	ug/Kg	U
		AR1248	300	ug/Kg	U
		AR1254	300	ug/Kg	U
		AR1260	300	ug/Kg	U
		TCMX	105.2%	ug/Kg	
		DCB	106.2%	ug/Kg	
11ML0545	TMD-SO 077/8-9	AR1016	300	ug/Kg	U
		AR1242	300	ug/Kg	U
		AR1248	300	ug/Kg	U
		AR1254	300	ug/Kg	U
		AR1260	300	ug/Kg	U
		TCMX	106.6%	ug/Kg	
		DCB	114.8%	ug/Kg	

Site Name: 10 Mile Drain
TDF# 5-314-001
Date Issued: 05/04/11
Analysis: PCBs

Author: Christina Rice
Charge# 03037.4.14.02.03.B5VE.000.001
Report Title: StClair 2-13

NARRATIVE

Eight (8) soil samples were submitted to FASP (Field Analytical Support Program) for PCB analysis. The samples were run without significant complications. The following eight (8) samples are included in this narrative:

11CT05-01	11CT05-02	11CT05-03	11CT05-04
11CT05-05	11CT05-06	11CT05-07	11CT05-08

PCB Analysis

Sample Collection and Analysis

The samples were collected on May 3, 2011 and were analyzed on May 3, 2011 within the required hold times for the selected PCB analytes.

Initial and Continuing Calibration

The initial calibration for AR1248 was run on April 26, 2011 and all compounds met the calibration criteria of <30% RSD (relative standard deviation).

The initial calibration for AR1242 was run on April 29, 2011 and all compounds met the calibration criteria of <30% RSD (relative standard deviation).

All the analytes in the continuing calibrations run on May 3, 2011 for AR1242 and AR1248 were within the QC limits of ± 35%.

Sample QC (Method Blanks, Matrix Spikes and Surrogates)

Method blank MLDE110503003Bln01 was found to be free of all target analytes at the stated detection limit.

All surrogate recoveries were within the acceptance limits of 50-150 %R.

An experienced analyst reviewed the chromatograms to ensure that no pattern matches for any of the standard Aroclors were present.

Flag	Description
J	The reported value is considered estimated due to Quality Control Issues
U	The compound is non-detect at the reported value

Reviewed By: _____ Date: 5-4-11

Mobile Laboratory
Sample Results

LIMS ID	Sample Location	Analyte	Result	units	Flag
MLDE110503003BIn01		AR1016	300	ug/Kg	U
		AR1242	300	ug/Kg	U
		AR1248	300	ug/Kg	U
		AR1254	300	ug/Kg	U
		AR1260	300	ug/Kg	U
		TCMX	104.3%	ug/Kg	
		DCB	100.5%	ug/Kg	
11ML0546	TMD-SO 078/1-2	AR1016	300	ug/Kg	U
		AR1242	300	ug/Kg	U
		AR1248	300	ug/Kg	U
		AR1254	300	ug/Kg	U
		AR1260	300	ug/Kg	U
		TCMX	102.7%	ug/Kg	
		DCB	111.6%	ug/Kg	
11ML0547	TMD-SO 078/2-3	AR1016	320	ug/Kg	U
		AR1242	320	ug/Kg	U
		AR1248	320	ug/Kg	U
		AR1254	320	ug/Kg	U
		AR1260	320	ug/Kg	U
		TCMX	95.2%	ug/Kg	
		DCB	106.2%	ug/Kg	
11ML0548	TMD-SO 078/10-11	AR1016	230	ug/Kg	U
		AR1242	230	ug/Kg	U
		AR1248	230	ug/Kg	U
		AR1254	230	ug/Kg	U
		AR1260	230	ug/Kg	U
		TCMX	85.4%	ug/Kg	
		DCB	62.4%	ug/Kg	
11ML0549	TMD-SO 078/12-13	AR1016	300	ug/Kg	U
		AR1242	400	ug/Kg	
		AR1248	300	ug/Kg	U
		AR1254	300	ug/Kg	U
		AR1260	300	ug/Kg	U
		TCMX	72.3%	ug/Kg	
		DCB	70.0%	ug/Kg	
11ML0550	TMD-SO 078/6-7	AR1016	270	ug/Kg	U
		AR1242	270	ug/Kg	U
		AR1248	270	ug/Kg	U
		AR1254	270	ug/Kg	U
		AR1260	270	ug/Kg	U
		TCMX	106.9%	ug/Kg	
		DCB	104.1%	ug/Kg	
11ML0551	TMD-SO 078/6-7R	AR1016	200	ug/Kg	U
		AR1242	200	ug/Kg	U
		AR1248	200	ug/Kg	U
		AR1254	200	ug/Kg	U
		AR1260	200	ug/Kg	U
		TCMX	100.3%	ug/Kg	
		DCB	104.1%	ug/Kg	

Mobile Laboratory
Sample Results

LIMS ID	Sample Location	Analyte	Result	units	Flag
11ML0552	TMD-SO 078/13-14	AR1016	220	ug/Kg	U
		AR1242	310	ug/Kg	
		AR1248	220	ug/Kg	U
		AR1254	220	ug/Kg	U
		AR1260	220	ug/Kg	U
		TCMX	74.9%	ug/Kg	
		DCB	67.3%	ug/Kg	
11ML0553	TMD-SO 079/7-8	AR1016	230	ug/Kg	U
		AR1242	230	ug/Kg	U
		AR1248	230	ug/Kg	U
		AR1254	230	ug/Kg	U
		AR1260	230	ug/Kg	U
		TCMX	96.6%	ug/Kg	
		DCB	101.2%	ug/Kg	

Site Name: 10 Mile Drain
TDF# 5-314-001
Date Issued: 05/04/11
Analysis: PCBs

Author: Christina Rice
Charge# 03037.4.14.02.03.B5VE.000.001
Report Title: StClair 2-14

NARRATIVE

One (1) water sample was submitted to FASP (Field Analytical Support Program) for PCB analysis. The sample was run without significant complications. The following one (1) sample is included in this narrative:

11CT01-30			

PCB Analysis

Sample Collection and Analysis

The sample was collected on May 3, 2011 and were analyzed on May 4, 2011 within the required hold times for the selected PCB analytes.

Initial and Continuing Calibration

The initial calibration for AR1248 was run on April 26, 2011 and all compounds met the calibration criteria of <30% RSD (relative standard deviation).

The initial calibration for AR1242 was run on April 29, 2011 and all compounds met the calibration criteria of <30% RSD (relative standard deviation).

All the analytes in the continuing calibrations run on May 4, 2011 for AR1242 and AR1248 were within the QC limits of ± 35%.

Sample QC (Method Blanks, Matrix Spikes and Surrogates)

Method blank MLDE110503001Bln01 was found to be free of all target analytes at the stated detection limit.

All surrogate recoveries were within the acceptance limits of 60-140 %R except tetrachloro-meta-xylene was low in sample TMD-GW 078/6. No data is qualified when only one surrogate is out of control.

Sample TMD-GW 078/6 was run at a 100x dilution.

An experienced analyst reviewed the chromatograms to ensure that no pattern matches for any of the standard Aroclors were present.

Flag Description

Reviewed By: [signature] Date: 5-4-11

Site Name: 10 Mile Drain
TDF# 5-314-001
Date Issued: 05/04/11
Analysis: PCBs

Author: Christina Rice
Charge# 03037.4.14.02.03.B5VE.000.001
Report Title: StClair 2-14

J	The reported value is considered estimated due to Quality Control Issues
U	The compound is non-detect at the reported value

Reviewed By: _____ Date: 5-4-11

Mobile Laboratory
Sample Results

LIMS ID	Sample Location	Analyte	Result	units	Flag
MLDE110502001Bln01		AR1016	5	ug/L	U
		AR1242	5	ug/L	U
		AR1248	5	ug/L	U
		AR1254	5	ug/L	U
		AR1260	5	ug/L	U
		TCMX	79.9%	ug/L	
		DCB	132.2%	ug/L	
11ML0524	TMD-GW 078/6	AR1016	500	ug/L	U
		AR1242	500	ug/L	U
		AR1248	17000	ug/L	
		AR1254	500	ug/L	U
		AR1260	500	ug/L	U
		TCMX	51.8%	ug/L	J
		DCB	90.6%	ug/L	

Site Name: 10 Mile Drain
TDF# 5-314-001
Date Issued: 05/05/11
Analysis: PCBs

Author: Christina Rice
Charge# 03037.4.14.02.03.B5VE.000.001
Report Title: StClair 2-15

NARRATIVE

Three (3) water samples were submitted to FASP (Field Analytical Support Program) for PCB analysis. The samples were run without significant complications. The following three (3) samples are included in this narrative:

11CT01-30 A	11CT01-30 B	11CT01-30 F	

PCB Analysis

Sample Collection and Analysis

The samples were collected on May 4, 2011 and were analyzed on May 4, 2011 within the required hold times for the selected PCB analytes.

Initial and Continuing Calibration

The initial calibration for AR1248 was run on April 26, 2011 and all compounds met the calibration criteria of <30% RSD (relative standard deviation).

The initial calibration for AR1242 was run on April 29, 2011 and all compounds met the calibration criteria of <30% RSD (relative standard deviation).

All the analytes in the continuing calibrations run on May 4, 2011 for AR1242 and AR1248 were within the QC limits of ± 35%.

Sample QC (Method Blanks, Matrix Spikes and Surrogates)

Method blank MLDE110504011Bln01 was found to be free of all target analytes at the stated detection limit.

All surrogate recoveries were within the acceptance limits of 60-140 %R.

An experienced analyst reviewed the chromatograms to ensure that no pattern matches for any of the standard Aroclors were present.

Flag	Description
J	The reported value is considered estimated due to Quality Control Issues
U	The compound is non-detect at the reported value

Reviewed By: _____ Date: 5-5-11

EPA Region 5 Mobile Lab

10 Mile Drain Site

St Clair Shores, MI

Report Number: MLSG110504-009
Samples Received: 05/04/2011

11ML0555 **Collection Date** 05/04/2011 **Sampled By:**

Sample Description: **TMD-GW 078/6 A**

This sample was run as a water and is reported in ug/L units.

Test:	Parameter	Result	Flag	RL	Test Batch Num	Analyzed Date/Time	Analyst
PCBs	Decachlorobiphenyl	64			MLDE110504011	5/5/2011 8:19:00 AM	CR
PCBs	Decachlorobiphenyl	64			MLDR110505001	5/5/2011 8:19:00 AM	CR
PCBs	Decachlorobiphenyl %R	63.7			MLDE110504011	5/5/2011 8:19:00 AM	CR
PCBs	Decachlorobiphenyl %R	63.7			MLDR110505001	5/5/2011 8:19:00 AM	CR
PCBs	PCB-1016	0.0	U	5.0	MLDE110504011	5/5/2011 8:19:00 AM	CR
PCBs	PCB-1016	0.0	U	5.0	MLDR110505001	5/5/2011 8:19:00 AM	CR
PCBs	PCB-1232	0.0	U	5.0	MLDE110504011	5/5/2011 8:19:00 AM	CR
PCBs	PCB-1232	0.0	U	5.0	MLDR110505001	5/5/2011 8:19:00 AM	CR
PCBs	PCB-1242	0.0	U	5.0	MLDE110504011	5/5/2011 8:19:00 AM	CR
PCBs	PCB-1242	0.0	U	5.0	MLDR110505001	5/5/2011 8:19:00 AM	CR
PCBs	PCB-1248	0.0	U	5.0	MLDE110504011	5/5/2011 8:19:00 AM	CR
PCBs	PCB-1248	0.0	U	5.0	MLDR110505001	5/5/2011 8:19:00 AM	CR
PCBs	PCB-1254	0.0	U	5.0	MLDE110504011	5/5/2011 8:19:00 AM	CR
PCBs	PCB-1254	0.0	U	5.0	MLDR110505001	5/5/2011 8:19:00 AM	CR
PCBs	PCB-1260	0.0	U	5.0	MLDE110504011	5/5/2011 8:19:00 AM	CR
PCBs	PCB-1260	0.0	U	5.0	MLDR110505001	5/5/2011 8:19:00 AM	CR
PCBs	Tetrachloro-m-xylene	69			MLDE110504011	5/5/2011 8:19:00 AM	CR
PCBs	Tetrachloro-m-xylene	69			MLDR110505001	5/5/2011 8:19:00 AM	CR
PCBs	Tetrachloro-m-xylene %R	68.7			MLDE110504011	5/5/2011 8:19:00 AM	CR
PCBs	Tetrachloro-m-xylene %R	68.7			MLDR110505001	5/5/2011 8:19:00 AM	CR

11ML0556 **Collection Date** 05/04/2011 **Sampled By:**

Sample Description: **TMD-GW 078/6 B**

This sample was run as a water and is reported in ug/L units.

Test:	Parameter	Result	Flag	RL	Test Batch Num	Analyzed Date/Time	Analyst
PCBs	Decachlorobiphenyl	69			MLDE110504011	5/5/2011 8:19:00 AM	CR
PCBs	Decachlorobiphenyl	69			MLDR110505001	5/5/2011 8:19:00 AM	CR
PCBs	Decachlorobiphenyl %R	69.0			MLDE110504011	5/5/2011 8:19:00 AM	CR
PCBs	Decachlorobiphenyl %R	69.0			MLDR110505001	5/5/2011 8:19:00 AM	CR
PCBs	PCB-1016	0.0	U	5.0	MLDE110504011	5/5/2011 8:19:00 AM	CR
PCBs	PCB-1016	0.0	U	5.0	MLDR110505001	5/5/2011 8:19:00 AM	CR
PCBs	PCB-1232	0.0	U	5.0	MLDE110504011	5/5/2011 8:19:00 AM	CR
PCBs	PCB-1232	0.0	U	5.0	MLDR110505001	5/5/2011 8:19:00 AM	CR
PCBs	PCB-1242	0.0	U	5.0	MLDE110504011	5/5/2011 8:19:00 AM	CR
PCBs	PCB-1242	0.0	U	5.0	MLDR110505001	5/5/2011 8:19:00 AM	CR
PCBs	PCB-1248	0.0	U	5.0	MLDE110504011	5/5/2011 8:19:00 AM	CR
PCBs	PCB-1248	0.0	U	5.0	MLDR110505001	5/5/2011 8:19:00 AM	CR
PCBs	PCB-1254	0.0	U	5.0	MLDE110504011	5/5/2011 8:19:00 AM	CR
PCBs	PCB-1254	0.0	U	5.0	MLDR110505001	5/5/2011 8:19:00 AM	CR
PCBs	PCB-1260	0.0	U	5.0	MLDE110504011	5/5/2011 8:19:00 AM	CR

11ML0556 **Collection Date** 05/04/2011 **Sampled By:**

Sample Description: **TMD-GW 078/6 B**

This sample was run as a water and is reported in ug/L units.

Test:	Parameter	Result	Flag	RL	Test Batch Num	Analyzed Date/Time	Analyst
PCBs	PCB-1260	0.0	U	5.0	MLDR110505001	5/5/2011 8:19:00 AM	CR
PCBs	Tetrachloro-m-xylene	93			MLDE110504011	5/5/2011 8:19:00 AM	CR
PCBs	Tetrachloro-m-xylene	93			MLDR110505001	5/5/2011 8:19:00 AM	CR
PCBs	Tetrachloro-m-xylene %R	92.5			MLDE110504011	5/5/2011 8:19:00 AM	CR
PCBs	Tetrachloro-m-xylene %R	92.5			MLDR110505001	5/5/2011 8:19:00 AM	CR

11ML0557 **Collection Date** 05/04/2011 **Sampled By:**

Sample Description: **TMD-GW 078/6 F**

This sample was run as a water and is reported in ug/L units.

Test:	Parameter	Result	Flag	RL	Test Batch Num	Analyzed Date/Time	Analyst
PCBs	Decachlorobiphenyl	120			MLDE110504011	5/5/2011 8:19:00 AM	CR
PCBs	Decachlorobiphenyl	120			MLDR110505001	5/5/2011 8:19:00 AM	CR
PCBs	Decachlorobiphenyl %R	124			MLDE110504011	5/5/2011 8:19:00 AM	CR
PCBs	Decachlorobiphenyl %R	124			MLDR110505001	5/5/2011 8:19:00 AM	CR
PCBs	PCB-1016	0.0	U	5.0	MLDE110504011	5/5/2011 8:19:00 AM	CR
PCBs	PCB-1016	0.0	U	5.0	MLDR110505001	5/5/2011 8:19:00 AM	CR
PCBs	PCB-1232	0.0	U	5.0	MLDE110504011	5/5/2011 8:19:00 AM	CR
PCBs	PCB-1232	0.0	U	5.0	MLDR110505001	5/5/2011 8:19:00 AM	CR
PCBs	PCB-1242	0.0	U	5.0	MLDE110504011	5/5/2011 8:19:00 AM	CR
PCBs	PCB-1242	0.0	U	5.0	MLDR110505001	5/5/2011 8:19:00 AM	CR
PCBs	PCB-1248	0.0	U	5.0	MLDE110504011	5/5/2011 8:19:00 AM	CR
PCBs	PCB-1248	0.0	U	5.0	MLDR110505001	5/5/2011 8:19:00 AM	CR
PCBs	PCB-1254	0.0	U	5.0	MLDE110504011	5/5/2011 8:19:00 AM	CR
PCBs	PCB-1254	0.0	U	5.0	MLDR110505001	5/5/2011 8:19:00 AM	CR
PCBs	PCB-1260	0.0	U	5.0	MLDE110504011	5/5/2011 8:19:00 AM	CR
PCBs	PCB-1260	0.0	U	5.0	MLDR110505001	5/5/2011 8:19:00 AM	CR
PCBs	Tetrachloro-m-xylene	80			MLDE110504011	5/5/2011 8:19:00 AM	CR
PCBs	Tetrachloro-m-xylene	80			MLDR110505001	5/5/2011 8:19:00 AM	CR
PCBs	Tetrachloro-m-xylene %R	80.2			MLDE110504011	5/5/2011 8:19:00 AM	CR
PCBs	Tetrachloro-m-xylene %R	80.2			MLDR110505001	5/5/2011 8:19:00 AM	CR

Approved: _____
Quality Control Officer

Site Name: 10 Mile Drain
TDF# 5-314-001
Date Issued: 05/12/11
Analysis: PCBs

Author: Thomas Sedlacek
Charge# 03037.4.14.02.03.B5VE.000.001
Report Title: StClair 3-1

NARRATIVE

Twenty-six (26) soil and three (3) water samples were submitted to FASP (Field Analytical Support Program) for PCB analysis. The samples were run without significant complications. The following twenty (20) samples are included in this narrative:

11CT05-12	11CT05-13	11CT05-14	11CT05-15
11CT05-16	11CT05-17	11CT05-18	11CT05-20
11CT05-21	11CT05-22	11CT05-23	11CT05-24
11CT05-25	11CT05-27	11CT05-28	11CT05-29
11CT05-30	11CT05-31	11CT05-32	11CT05-33

PCB Analysis

Sample Collection and Analysis

The samples were collected on May 11, 2011 and were analyzed on May 11, 2011 within the required hold times for the selected PCB analytes.

Initial and Continuing Calibration

The initial calibration for AR1248 was run on April 26, 2011 and all compounds met the calibration criteria of <30% RSD (relative standard deviation).

The initial calibration for AR1242 was run on April 29, 2011 and all compounds met the calibration criteria of <30% RSD (relative standard deviation).

All the analytes in the continuing calibrations run on May 11, 2011 for AR1242, AR1248, AR1016 and AR1260 were within the QC limits of ± 35%.

Sample QC (Method Blanks, Matrix Spikes and Surrogates)

Method blank MLDE110511011Bln01 was found to be free of all target analytes at the stated detection limit.

All surrogate recoveries were within the acceptance limits of 50-150 %R with the exception of the recovery of decachlorobiphenyl which was below the lower limit in TMD-SO 082/12-13, TMD-SO 082/13-14, TMD-SO 082/17-18, TMD-SO 083/5-6 SPK, and TMD-SO 083/12-13. No samples are qualified when only one surrogate is out of control.

Samples TMD-SO 080/7.5-8.5 and TMD-SO 083/5-6 were utilized as the matrix spikes in this

Reviewed By: _____ Date: 5/12/11

Site Name: 10 Mile Drain
TDF# 5-314-001
Date Issued: 05/12/11
Analysis: PCBs

Author: Thomas Sedlacek
Charge# 03037.4.14.02.03.B5VE.000.001
Report Title: StClair 3-1

sample delivery group. The percent recoveries of all spiked compounds were within acceptance criteria of 50-150 %R.

Sample TMD-SO 082/6-6.5 was run at a 2x dilution. Sample TMD-SO 081/14.8-15 was run at a 500x dilution. Surrogate recoveries were from the most concentrated analysis.

An experienced analyst reviewed the chromatograms to ensure that no pattern matches for any of the standard Aroclors were present.

Flag	Description
J	The reported value is considered estimated due to Quality Control Issues
U	The compound is non-detect at the reported value

Reviewed By: _____ Date: 5/12/11

EPA Region 5 Mobile Lab

10 Mile Drain Site

St Clair Shores, MI

Report Number: MLSG110511-001
Samples Received: 05/11/2011

11ML0558 **Collection Date** 05/11/2011 **Sampled By:**

Sample Description: **TMD-SO 080/7.5-8.5**

This sample was run as a solid as is reported in ug/Kg units on as as received basis.

Test:	Parameter	Result	Flag	RL	Test Batch Num	Analyzed Date/Time	Analyst
PCBs	Decachlorobiphenyl	54			MLDR110512002	5/12/2011 9:48:00 AM	TES
PCBs	Decachlorobiphenyl %R	54.1			MLDR110512002	5/12/2011 9:48:00 AM	TES
PCBs	PCB-1016	0.0	U	270.0	MLDR110512002	5/12/2011 9:48:00 AM	TES
PCBs	PCB-1232	0.0	U	270.0	MLDR110512002	5/12/2011 9:48:00 AM	TES
PCBs	PCB-1242	0.0	U	270.0	MLDR110512002	5/12/2011 9:48:00 AM	TES
PCBs	PCB-1248	0.0	U	270.0	MLDR110512002	5/12/2011 9:48:00 AM	TES
PCBs	PCB-1254	0.0	U	270.0	MLDR110512002	5/12/2011 9:48:00 AM	TES
PCBs	PCB-1260	0.0	U	270.0	MLDR110512002	5/12/2011 9:48:00 AM	TES
PCBs	Tetrachloro-m-xylene	99			MLDR110512002	5/12/2011 9:48:00 AM	TES
PCBs	Tetrachloro-m-xylene %R	99.1			MLDR110512002	5/12/2011 9:48:00 AM	TES

Test:	Parameter	Result	Flag	RL	Test Batch Num	Analyzed Date/Time	Analyst
Matrix Spike-PCBs	Decachlorobiphenyl	79			MLDR110512002	5/12/2011 9:49:00 AM	TES
Matrix Spike-PCBs	Decachlorobiphenyl - % Recovery	79.0			MLDR110512002	5/12/2011 9:49:00 AM	TES
Matrix Spike-PCBs	PCB-1016	0.0	U	300.0	MLDR110512002	5/12/2011 9:49:00 AM	TES
Matrix Spike-PCBs	PCB-1232	0.0	U	300.0	MLDR110512002	5/12/2011 9:49:00 AM	TES
Matrix Spike-PCBs	PCB-1242	0.0	U	300.0	MLDR110512002	5/12/2011 9:49:00 AM	TES
Matrix Spike-PCBs	PCB-1248	2800		300.0	MLDR110512002	5/12/2011 9:49:00 AM	TES
Matrix Spike-PCBs	PCB-1248 - % Recovery	94.6			MLDR110512002	5/12/2011 9:49:00 AM	TES
Matrix Spike-PCBs	PCB-1254	0.0	U	300.0	MLDR110512002	5/12/2011 9:49:00 AM	TES
Matrix Spike-PCBs	PCB-1260	0.0	U	300.0	MLDR110512002	5/12/2011 9:49:00 AM	TES
Matrix Spike-PCBs	Tetrachloro-m-xylene	100			MLDR110512002	5/12/2011 9:49:00 AM	TES
Matrix Spike-PCBs	Tetrachloro-m-xylene - % Recovery	102			MLDR110512002	5/12/2011 9:49:00 AM	TES

11ML0559 **Collection Date** 05/11/2011 **Sampled By:**

Sample Description: **TMD-SO 081/1-2**

This sample was run as a solid as is reported in ug/Kg units on as as received basis.

Test:	Parameter	Result	Flag	RL	Test Batch Num	Analyzed Date/Time	Analyst
PCBs	Decachlorobiphenyl	77			MLDR110512002	5/12/2011 9:51:00 AM	TES
PCBs	Decachlorobiphenyl %R	76.7			MLDR110512002	5/12/2011 9:51:00 AM	TES
PCBs	PCB-1016	0.0	U	230.0	MLDR110512002	5/12/2011 9:51:00 AM	TES
PCBs	PCB-1232	0.0	U	230.0	MLDR110512002	5/12/2011 9:51:00 AM	TES
PCBs	PCB-1242	0.0	U	230.0	MLDR110512002	5/12/2011 9:51:00 AM	TES
PCBs	PCB-1248	0.0	U	230.0	MLDR110512002	5/12/2011 9:51:00 AM	TES
PCBs	PCB-1254	0.0	U	230.0	MLDR110512002	5/12/2011 9:51:00 AM	TES
PCBs	PCB-1260	0.0	U	230.0	MLDR110512002	5/12/2011 9:51:00 AM	TES
PCBs	Tetrachloro-m-xylene	110			MLDR110512002	5/12/2011 9:51:00 AM	TES
PCBs	Tetrachloro-m-xylene %R	113			MLDR110512002	5/12/2011 9:51:00 AM	TES

11ML0560 Collection Date 05/11/2011 Sampled By:

Sample Description: **TMD-SO 081/2-3**

This sample was run as a solid as is reported in ug/Kg units on as as received basis.

Test:	Parameter	Result	Flag	RL	Test Batch Num	Analyzed Date/Time	Analyst
PCBs	Decachlorobiphenyl	76			MLDR110512002	5/12/2011 9:51:00 AM	TES
PCBs	Decachlorobiphenyl %R	76.2			MLDR110512002	5/12/2011 9:51:00 AM	TES
PCBs	PCB-1016	0.0	U	280.0	MLDR110512002	5/12/2011 9:51:00 AM	TES
PCBs	PCB-1232	0.0	U	280.0	MLDR110512002	5/12/2011 9:51:00 AM	TES
PCBs	PCB-1242	0.0	U	280.0	MLDR110512002	5/12/2011 9:51:00 AM	TES
PCBs	PCB-1248	0.0	U	280.0	MLDR110512002	5/12/2011 9:51:00 AM	TES
PCBs	PCB-1254	0.0	U	280.0	MLDR110512002	5/12/2011 9:51:00 AM	TES
PCBs	PCB-1260	0.0	U	280.0	MLDR110512002	5/12/2011 9:51:00 AM	TES
PCBs	Tetrachloro-m-xylene	110			MLDR110512002	5/12/2011 9:51:00 AM	TES
PCBs	Tetrachloro-m-xylene %R	111			MLDR110512002	5/12/2011 9:51:00 AM	TES

11ML0561 Collection Date 05/11/2011 Sampled By:

Sample Description: **TMD-SO 081/6-7**

This sample was run as a solid as is reported in ug/Kg units on as as received basis.

Test:	Parameter	Result	Flag	RL	Test Batch Num	Analyzed Date/Time	Analyst
PCBs	Decachlorobiphenyl	76			MLDR110512002	5/12/2011 9:51:00 AM	TES
PCBs	Decachlorobiphenyl %R	75.7			MLDR110512002	5/12/2011 9:51:00 AM	TES
PCBs	PCB-1016	0.0	U	290.0	MLDR110512002	5/12/2011 9:51:00 AM	TES
PCBs	PCB-1232	0.0	U	290.0	MLDR110512002	5/12/2011 9:51:00 AM	TES
PCBs	PCB-1242	0.0	U	290.0	MLDR110512002	5/12/2011 9:51:00 AM	TES
PCBs	PCB-1248	0.0	U	290.0	MLDR110512002	5/12/2011 9:51:00 AM	TES
PCBs	PCB-1254	0.0	U	290.0	MLDR110512002	5/12/2011 9:51:00 AM	TES
PCBs	PCB-1260	0.0	U	290.0	MLDR110512002	5/12/2011 9:51:00 AM	TES
PCBs	Tetrachloro-m-xylene	110			MLDR110512002	5/12/2011 9:51:00 AM	TES
PCBs	Tetrachloro-m-xylene %R	105			MLDR110512002	5/12/2011 9:51:00 AM	TES

11ML0562 Collection Date 05/11/2011 Sampled By:

Sample Description: **TMD-SO 081/10-11**

This sample was run as a solid as is reported in ug/Kg units on as as received basis.

Test:	Parameter	Result	Flag	RL	Test Batch Num	Analyzed Date/Time	Analyst
PCBs	Decachlorobiphenyl	58			MLDR110512002	5/12/2011 9:59:00 AM	TES
PCBs	Decachlorobiphenyl %R	58.4			MLDR110512002	5/12/2011 9:59:00 AM	TES
PCBs	PCB-1016	0.0	U	320.0	MLDR110512002	5/12/2011 9:59:00 AM	TES
PCBs	PCB-1232	0.0	U	320.0	MLDR110512002	5/12/2011 9:59:00 AM	TES
PCBs	PCB-1242	0.0	U	320.0	MLDR110512002	5/12/2011 9:59:00 AM	TES
PCBs	PCB-1248	170	J	320.0	MLDR110512002	5/12/2011 9:59:00 AM	TES
PCBs	PCB-1254	0.0	U	320.0	MLDR110512002	5/12/2011 9:59:00 AM	TES
PCBs	PCB-1260	0.0	U	320.0	MLDR110512002	5/12/2011 9:59:00 AM	TES
PCBs	Tetrachloro-m-xylene	86			MLDR110512002	5/12/2011 9:59:00 AM	TES
PCBs	Tetrachloro-m-xylene %R	86.0			MLDR110512002	5/12/2011 9:59:00 AM	TES

11ML0563 Collection Date 05/11/2011 Sampled By:

Sample Description: **TMD-SO 081/14.2-14.8**

This sample was run as a solid as is reported in ug/Kg units on as as received basis.

Test:	Parameter	Result	Flag	RL	Test Batch Num	Analyzed Date/Time	Analyst
PCBs	Decachlorobiphenyl	58			MLDR110512002	5/12/2011 9:59:00 AM	TES

11ML0563 Collection Date 05/11/2011 Sampled By:

Sample Description: **TMD-SO 081/14.2-14.8**

This sample was run as a solid as is reported in ug/Kg units on as as received basis.

Test:	Parameter	Result	Flag	RL	Test Batch Num	Analyzed Date/Time	Analyst
PCBs	Decachlorobiphenyl %R	57.7			MLDR110512002	5/12/2011 9:59:00 AM	TES
PCBs	PCB-1016	0.0	U	280.0	MLDR110512002	5/12/2011 9:59:00 AM	TES
PCBs	PCB-1232	0.0	U	280.0	MLDR110512002	5/12/2011 9:59:00 AM	TES
PCBs	PCB-1242	0.0	U	280.0	MLDR110512002	5/12/2011 9:59:00 AM	TES
PCBs	PCB-1248	6300		280.0	MLDR110512002	5/12/2011 9:59:00 AM	TES
PCBs	PCB-1254	0.0	U	280.0	MLDR110512002	5/12/2011 9:59:00 AM	TES
PCBs	PCB-1260	0.0	U	280.0	MLDR110512002	5/12/2011 9:59:00 AM	TES
PCBs	Tetrachloro-m-xylene	90			MLDR110512002	5/12/2011 9:59:00 AM	TES
PCBs	Tetrachloro-m-xylene %R	89.9			MLDR110512002	5/12/2011 9:59:00 AM	TES

11ML0564 Collection Date 05/11/2011 Sampled By:

Sample Description: **TMD-SO 081/14.8-15**

This sample was run as a solid as is reported in ug/Kg units on as as received basis.

Test:	Parameter	Result	Flag	RL	Test Batch Num	Analyzed Date/Time	Analyst
PCBs	Decachlorobiphenyl	73			MLDR110512002	5/12/2011 9:59:00 AM	TES
PCBs	Decachlorobiphenyl %R	73.5			MLDR110512002	5/12/2011 9:59:00 AM	TES
PCBs	PCB-1016	0.0	U	130,000.0	MLDR110512002	5/12/2011 9:59:00 AM	TES
PCBs	PCB-1232	0.0	U	130,000.0	MLDR110512002	5/12/2011 9:59:00 AM	TES
PCBs	PCB-1242	0.0	U	130,000.0	MLDR110512002	5/12/2011 9:59:00 AM	TES
PCBs	PCB-1248	2900000		130,000.0	MLDR110512002	5/12/2011 9:59:00 AM	TES
PCBs	PCB-1254	0.0	U	130,000.0	MLDR110512002	5/12/2011 9:59:00 AM	TES
PCBs	PCB-1260	0.0	U	130,000.0	MLDR110512002	5/12/2011 9:59:00 AM	TES
PCBs	Tetrachloro-m-xylene	80			MLDR110512002	5/12/2011 9:59:00 AM	TES
PCBs	Tetrachloro-m-xylene %R	79.7			MLDR110512002	5/12/2011 9:59:00 AM	TES

11ML0565 Collection Date 05/11/2011 Sampled By:

Sample Description: **TMD-SO 082/1-2**

This sample was run as a solid as is reported in ug/Kg units on as as received basis.

Test:	Parameter	Result	Flag	RL	Test Batch Num	Analyzed Date/Time	Analyst
PCBs	Decachlorobiphenyl	78			MLDR110512002	5/12/2011 9:59:00 AM	TES
PCBs	Decachlorobiphenyl %R	77.8			MLDR110512002	5/12/2011 9:59:00 AM	TES
PCBs	PCB-1016	0.0	U	280.0	MLDR110512002	5/12/2011 9:59:00 AM	TES
PCBs	PCB-1232	0.0	U	280.0	MLDR110512002	5/12/2011 9:59:00 AM	TES
PCBs	PCB-1242	0.0	U	280.0	MLDR110512002	5/12/2011 9:59:00 AM	TES
PCBs	PCB-1248	0.0	U	280.0	MLDR110512002	5/12/2011 9:59:00 AM	TES
PCBs	PCB-1254	0.0	U	280.0	MLDR110512002	5/12/2011 9:59:00 AM	TES
PCBs	PCB-1260	0.0	U	280.0	MLDR110512002	5/12/2011 9:59:00 AM	TES
PCBs	Tetrachloro-m-xylene	100			MLDR110512002	5/12/2011 9:59:00 AM	TES
PCBs	Tetrachloro-m-xylene %R	105			MLDR110512002	5/12/2011 9:59:00 AM	TES

11ML0566 Collection Date 05/11/2011 Sampled By:

Sample Description: **TMD-SO 082/2-3**

This sample was run as a solid as is reported in ug/Kg units on as as received basis.

Test:	Parameter	Result	Flag	RL	Test Batch Num	Analyzed Date/Time	Analyst
PCBs	Decachlorobiphenyl	91			MLDR110512002	5/12/2011 10:00:00 AM	TES
PCBs	Decachlorobiphenyl %R	90.5			MLDR110512002	5/12/2011 10:00:00 AM	TES
PCBs	PCB-1016	0.0	U	230.0	MLDR110512002	5/12/2011 10:00:00 AM	TES
PCBs	PCB-1232	0.0	U	230.0	MLDR110512002	5/12/2011 10:00:00 AM	TES
PCBs	PCB-1242	0.0	U	230.0	MLDR110512002	5/12/2011 10:00:00 AM	TES
PCBs	PCB-1248	0.0	U	230.0	MLDR110512002	5/12/2011 10:00:00 AM	TES
PCBs	PCB-1254	0.0	U	230.0	MLDR110512002	5/12/2011 10:00:00 AM	TES
PCBs	PCB-1260	0.0	U	230.0	MLDR110512002	5/12/2011 10:00:00 AM	TES
PCBs	Tetrachloro-m-xylene	110			MLDR110512002	5/12/2011 10:00:00 AM	TES
PCBs	Tetrachloro-m-xylene %R	107			MLDR110512002	5/12/2011 10:00:00 AM	TES

11ML0567 Collection Date 05/11/2011 Sampled By:

Sample Description: **TMD-SO 082/6-6.5**

This sample was run as a solid as is reported in ug/Kg units on as as received basis.

Test:	Parameter	Result	Flag	RL	Test Batch Num	Analyzed Date/Time	Analyst
PCBs	Decachlorobiphenyl	80			MLDR110512002	5/12/2011 10:00:00 AM	TES
PCBs	Decachlorobiphenyl %R	80.5			MLDR110512002	5/12/2011 10:00:00 AM	TES
PCBs	PCB-1016	0.0	U	480.0	MLDR110512002	5/12/2011 10:00:00 AM	TES
PCBs	PCB-1232	0.0	U	480.0	MLDR110512002	5/12/2011 10:00:00 AM	TES
PCBs	PCB-1242	0.0	U	480.0	MLDR110512002	5/12/2011 10:00:00 AM	TES
PCBs	PCB-1248	15000		480.0	MLDR110512002	5/12/2011 10:00:00 AM	TES
PCBs	PCB-1254	0.0	U	480.0	MLDR110512002	5/12/2011 10:00:00 AM	TES
PCBs	PCB-1260	0.0	U	480.0	MLDR110512002	5/12/2011 10:00:00 AM	TES
PCBs	Tetrachloro-m-xylene	110			MLDR110512002	5/12/2011 10:00:00 AM	TES
PCBs	Tetrachloro-m-xylene %R	108			MLDR110512002	5/12/2011 10:00:00 AM	TES

11ML0568 Collection Date 05/11/2011 Sampled By:

Sample Description: **TMD-SO 082/12-13**

This sample was run as a solid as is reported in ug/Kg units on as as received basis.

Test:	Parameter	Result	Flag	RL	Test Batch Num	Analyzed Date/Time	Analyst
PCBs	Decachlorobiphenyl	43			MLDR110512002	5/12/2011 10:00:00 AM	TES
PCBs	Decachlorobiphenyl %R	43.4	J		MLDR110512002	5/12/2011 10:00:00 AM	TES
PCBs	PCB-1016	0.0	U	220.0	MLDR110512002	5/12/2011 10:00:00 AM	TES
PCBs	PCB-1232	0.0	U	220.0	MLDR110512002	5/12/2011 10:00:00 AM	TES
PCBs	PCB-1242	0.0	U	220.0	MLDR110512002	5/12/2011 10:00:00 AM	TES
PCBs	PCB-1248	1500		220.0	MLDR110512002	5/12/2011 10:00:00 AM	TES
PCBs	PCB-1254	0.0	U	220.0	MLDR110512002	5/12/2011 10:00:00 AM	TES
PCBs	PCB-1260	0.0	U	220.0	MLDR110512002	5/12/2011 10:00:00 AM	TES
PCBs	Tetrachloro-m-xylene	110			MLDR110512002	5/12/2011 10:00:00 AM	TES
PCBs	Tetrachloro-m-xylene %R	108			MLDR110512002	5/12/2011 10:00:00 AM	TES

11ML0569 Collection Date 05/11/2011 Sampled By:

Sample Description: **TMD-SO 082/13-14**

This sample was run as a solid as is reported in ug/Kg units on as as received basis.

Test:	Parameter	Result	Flag	RL	Test Batch Num	Analyzed Date/Time	Analyst
PCBs	Decachlorobiphenyl	46			MLDR110512002	5/12/2011 10:00:00 AM	TES

11ML0569 Collection Date 05/11/2011 Sampled By:

Sample Description: **TMD-SO 082/13-14**

This sample was run as a solid as is reported in ug/Kg units on as as received basis.

Test:	Parameter	Result	Flag	RL	Test Batch Num	Analyzed Date/Time	Analyst
PCBs	Decachlorobiphenyl %R	45.6	J		MLDR110512002	5/12/2011 10:00:00 AM	TES
PCBs	PCB-1016	0.0	U	230.0	MLDR110512002	5/12/2011 10:00:00 AM	TES
PCBs	PCB-1232	0.0	U	230.0	MLDR110512002	5/12/2011 10:00:00 AM	TES
PCBs	PCB-1242	0.0	U	230.0	MLDR110512002	5/12/2011 10:00:00 AM	TES
PCBs	PCB-1248	0.0	U	230.0	MLDR110512002	5/12/2011 10:00:00 AM	TES
PCBs	PCB-1254	0.0	U	230.0	MLDR110512002	5/12/2011 10:00:00 AM	TES
PCBs	PCB-1260	0.0	U	230.0	MLDR110512002	5/12/2011 10:00:00 AM	TES
PCBs	Tetrachloro-m-xylene	110			MLDR110512002	5/12/2011 10:00:00 AM	TES
PCBs	Tetrachloro-m-xylene %R	108			MLDR110512002	5/12/2011 10:00:00 AM	TES

11ML0570 Collection Date 05/11/2011 Sampled By:

Sample Description: **TMD-SO 082/17-18**

This sample was run as a solid as is reported in ug/Kg units on as as received basis.

Test:	Parameter	Result	Flag	RL	Test Batch Num	Analyzed Date/Time	Analyst
PCBs	Decachlorobiphenyl	41			MLDR110512002	5/12/2011 10:00:00 AM	TES
PCBs	Decachlorobiphenyl %R	40.6	J		MLDR110512002	5/12/2011 10:00:00 AM	TES
PCBs	PCB-1016	0.0	U	210.0	MLDR110512002	5/12/2011 10:00:00 AM	TES
PCBs	PCB-1232	0.0	U	210.0	MLDR110512002	5/12/2011 10:00:00 AM	TES
PCBs	PCB-1242	0.0	U	210.0	MLDR110512002	5/12/2011 10:00:00 AM	TES
PCBs	PCB-1248	190	J	210.0	MLDR110512002	5/12/2011 10:00:00 AM	TES
PCBs	PCB-1254	0.0	U	210.0	MLDR110512002	5/12/2011 10:00:00 AM	TES
PCBs	PCB-1260	0.0	U	210.0	MLDR110512002	5/12/2011 10:00:00 AM	TES
PCBs	Tetrachloro-m-xylene	100			MLDR110512002	5/12/2011 10:00:00 AM	TES
PCBs	Tetrachloro-m-xylene %R	102			MLDR110512002	5/12/2011 10:00:00 AM	TES

11ML0571 Collection Date 05/11/2011 Sampled By:

Sample Description: **TMD-SO 083/1-2**

This sample was run as a solid as is reported in ug/Kg units on as as received basis.

Test:	Parameter	Result	Flag	RL	Test Batch Num	Analyzed Date/Time	Analyst
PCBs	Decachlorobiphenyl	92			MLDR110512002	5/12/2011 10:00:00 AM	TES
PCBs	Decachlorobiphenyl %R	92.1			MLDR110512002	5/12/2011 10:00:00 AM	TES
PCBs	PCB-1016	0.0	U	320.0	MLDR110512002	5/12/2011 10:00:00 AM	TES
PCBs	PCB-1232	0.0	U	320.0	MLDR110512002	5/12/2011 10:00:00 AM	TES
PCBs	PCB-1242	0.0	U	320.0	MLDR110512002	5/12/2011 10:00:00 AM	TES
PCBs	PCB-1248	0.0	U	320.0	MLDR110512002	5/12/2011 10:00:00 AM	TES
PCBs	PCB-1254	0.0	U	320.0	MLDR110512002	5/12/2011 10:00:00 AM	TES
PCBs	PCB-1260	0.0	U	320.0	MLDR110512002	5/12/2011 10:00:00 AM	TES
PCBs	Tetrachloro-m-xylene	110			MLDR110512002	5/12/2011 10:00:00 AM	TES
PCBs	Tetrachloro-m-xylene %R	110			MLDR110512002	5/12/2011 10:00:00 AM	TES

11ML0572 Collection Date 05/11/2011 Sampled By:

Sample Description: **TMD-SO 083/1-2DUP**

This sample was run as a solid as is reported in ug/Kg units on as as received basis.

Test:	Parameter	Result	Flag	RL	Test Batch Num	Analyzed Date/Time	Analyst
PCBs	Decachlorobiphenyl	65			MLDR110512002	5/12/2011 10:03:00 AM	CR
PCBs	Decachlorobiphenyl %R	65.1			MLDR110512002	5/12/2011 10:03:00 AM	CR

11ML0572 Collection Date 05/11/2011 Sampled By:

Sample Description: **TMD-SO 083/1-2DUP**

This sample was run as a solid as is reported in ug/Kg units on as as received basis.

Test:	Parameter	Result	Flag	RL	Test Batch Num	Analyzed Date/Time	Analyst
PCBs	PCB-1016	0.0	U	310.0	MLDR110512002	5/12/2011 10:03:00 AM	TES
PCBs	PCB-1232	0.0	U	310.0	MLDR110512002	5/12/2011 10:03:00 AM	TES
PCBs	PCB-1242	0.0	U	310.0	MLDR110512002	5/12/2011 10:03:00 AM	TES
PCBs	PCB-1248	0.0	U	310.0	MLDR110512002	5/12/2011 10:03:00 AM	TES
PCBs	PCB-1254	0.0	U	310.0	MLDR110512002	5/12/2011 10:03:00 AM	TES
PCBs	PCB-1260	0.0	U	310.0	MLDR110512002	5/12/2011 10:03:00 AM	TES
PCBs	Tetrachloro-m-xylene	110			MLDR110512002	5/12/2011 10:03:00 AM	CR
PCBs	Tetrachloro-m-xylene %R	110			MLDR110512002	5/12/2011 10:03:00 AM	CR

11ML0573 Collection Date 05/11/2011 Sampled By:

Sample Description: **TMD-SO 083/2-3**

This sample was run as a solid as is reported in ug/Kg units on as as received basis.

Test:	Parameter	Result	Flag	RL	Test Batch Num	Analyzed Date/Time	Analyst
PCBs	Decachlorobiphenyl	92			MLDR110512002	5/12/2011 10:03:00 AM	TES
PCBs	Decachlorobiphenyl %R	91.8			MLDR110512002	5/12/2011 10:03:00 AM	TES
PCBs	PCB-1016	0.0	U	260.0	MLDR110512002	5/12/2011 10:03:00 AM	TES
PCBs	PCB-1232	0.0	U	260.0	MLDR110512002	5/12/2011 10:03:00 AM	TES
PCBs	PCB-1242	0.0	U	260.0	MLDR110512002	5/12/2011 10:03:00 AM	TES
PCBs	PCB-1248	0.0	U	260.0	MLDR110512002	5/12/2011 10:03:00 AM	TES
PCBs	PCB-1254	0.0	U	260.0	MLDR110512002	5/12/2011 10:03:00 AM	TES
PCBs	PCB-1260	0.0	U	260.0	MLDR110512002	5/12/2011 10:03:00 AM	TES
PCBs	Tetrachloro-m-xylene	110			MLDR110512002	5/12/2011 10:03:00 AM	TES
PCBs	Tetrachloro-m-xylene %R	110			MLDR110512002	5/12/2011 10:03:00 AM	TES

11ML0574 Collection Date 05/11/2011 Sampled By:

Sample Description: **TMD-SO 083/5-6**

This sample was run as a solid as is reported in ug/Kg units on as as received basis.

Test:	Parameter	Result	Flag	RL	Test Batch Num	Analyzed Date/Time	Analyst
PCBs	Decachlorobiphenyl	60			MLDR110512002	5/12/2011 10:03:00 AM	TES
PCBs	Decachlorobiphenyl %R	59.5			MLDR110512002	5/12/2011 10:03:00 AM	TES
PCBs	PCB-1016	0.0	U	260.0	MLDR110512002	5/12/2011 10:03:00 AM	TES
PCBs	PCB-1232	0.0	U	260.0	MLDR110512002	5/12/2011 10:03:00 AM	TES
PCBs	PCB-1242	0.0	U	260.0	MLDR110512002	5/12/2011 10:03:00 AM	TES
PCBs	PCB-1248	250	J	260.0	MLDR110512002	5/12/2011 10:03:00 AM	TES
PCBs	PCB-1254	0.0	U	260.0	MLDR110512002	5/12/2011 10:03:00 AM	TES
PCBs	PCB-1260	0.0	U	260.0	MLDR110512002	5/12/2011 10:03:00 AM	TES
PCBs	Tetrachloro-m-xylene	110			MLDR110512002	5/12/2011 10:03:00 AM	TES
PCBs	Tetrachloro-m-xylene %R	107			MLDR110512002	5/12/2011 10:03:00 AM	TES

Test:	Parameter	Result	Flag	RL	Test Batch Num	Analyzed Date/Time	Analyst
Matrix Spike-PCBs	Decachlorobiphenyl	50			MLDR110512002	5/12/2011 10:04:00 AM	TES
Matrix Spike-PCBs	Decachlorobiphenyl - % Recovery	49.8	J		MLDR110512002	5/12/2011 10:04:00 AM	CR
Matrix Spike-PCBs	PCB-1016	0.0	U	240.0	MLDR110512002	5/12/2011 10:04:00 AM	TES
Matrix Spike-PCBs	PCB-1232	0.0	U	240.0	MLDR110512002	5/12/2011 10:04:00 AM	TES
Matrix Spike-PCBs	PCB-1242	0.0	U	240.0	MLDR110512002	5/12/2011 10:04:00 AM	TES
Matrix Spike-PCBs	PCB-1248	2400		240.0	MLDR110512002	5/12/2011 10:04:00 AM	TES
Matrix Spike-PCBs	PCB-1248 - % Recovery	85.9			MLDR110512002	5/12/2011 10:04:00 AM	TES

11ML0574 Collection Date 05/11/2011 Sampled By:

Sample Description: **TMD-SO 083/5-6**

This sample was run as a solid as is reported in ug/Kg units on as as received basis.

Test:	Parameter	Result	Flag	RL	Test Batch Num	Analyzed Date/Time	Analyst
Matrix Spike-PCBs	PCB-1254	0.0	U	240.0	MLDR110512002	5/12/2011 10:04:00 AM	TES
Matrix Spike-PCBs	PCB-1260	0.0	U	240.0	MLDR110512002	5/12/2011 10:04:00 AM	TES
Matrix Spike-PCBs	Tetrachloro-m-xylene	97			MLDR110512002	5/12/2011 10:04:00 AM	TES
Matrix Spike-PCBs	Tetrachloro-m-xylene - % Recovery	96.7			MLDR110512002	5/12/2011 10:04:00 AM	TES

11ML0575 Collection Date 05/11/2011 Sampled By:

Sample Description: **TMD-SO 083/12-13**

This sample was run as a solid as is reported in ug/Kg units on as as received basis.

Test:	Parameter	Result	Flag	RL	Test Batch Num	Analyzed Date/Time	Analyst
PCBs	Decachlorobiphenyl	33			MLDR110512002	5/12/2011 10:06:00 AM	TES
PCBs	Decachlorobiphenyl %R	33.4	J		MLDR110512002	5/12/2011 10:06:00 AM	TES
PCBs	PCB-1016	0.0	U	170.0	MLDR110512002	5/12/2011 10:06:00 AM	TES
PCBs	PCB-1232	0.0	U	170.0	MLDR110512002	5/12/2011 10:06:00 AM	TES
PCBs	PCB-1242	0.0	U	170.0	MLDR110512002	5/12/2011 10:06:00 AM	TES
PCBs	PCB-1248	0.0	U	170.0	MLDR110512002	5/12/2011 10:06:00 AM	TES
PCBs	PCB-1254	0.0	U	170.0	MLDR110512002	5/12/2011 10:06:00 AM	TES
PCBs	PCB-1260	0.0	U	170.0	MLDR110512002	5/12/2011 10:06:00 AM	TES
PCBs	Tetrachloro-m-xylene	69			MLDR110512002	5/12/2011 10:06:00 AM	TES
PCBs	Tetrachloro-m-xylene %R	69.4			MLDR110512002	5/12/2011 10:06:00 AM	TES

11ML0576 Collection Date 05/11/2011 Sampled By:

Sample Description: **TMD-SO 083/3[illegible]-13.2** [illegible]

This sample was run as a solid as is reported in ug/Kg units on as as received basis.

Test:	Parameter	Result	Flag	RL	Test Batch Num	Analyzed Date/Time	Analyst
PCBs	Decachlorobiphenyl	53			MLDR110512002	5/12/2011 10:06:00 AM	TES
PCBs	Decachlorobiphenyl %R	53.4			MLDR110512002	5/12/2011 10:06:00 AM	TES
PCBs	PCB-1016	0.0	U	300.0	MLDR110512002	5/12/2011 10:06:00 AM	TES
PCBs	PCB-1232	0.0	U	300.0	MLDR110512002	5/12/2011 10:06:00 AM	TES
PCBs	PCB-1242	0.0	U	300.0	MLDR110512002	5/12/2011 10:06:00 AM	TES
PCBs	PCB-1248	0.0	U	300.0	MLDR110512002	5/12/2011 10:06:00 AM	TES
PCBs	PCB-1254	0.0	U	300.0	MLDR110512002	5/12/2011 10:06:00 AM	TES
PCBs	PCB-1260	0.0	U	300.0	MLDR110512002	5/12/2011 10:06:00 AM	TES
PCBs	Tetrachloro-m-xylene	110			MLDR110512002	5/12/2011 10:06:00 AM	TES
PCBs	Tetrachloro-m-xylene %R	107			MLDR110512002	5/12/2011 10:06:00 AM	TES

11ML0580 Collection Date 05/11/2011 Sampled By:

Sample Description: **TMD-SO 084/1-2**

This sample was run as a solid as is reported in ug/Kg units on as as received basis.

Test:	Parameter	Result	Flag	RL	Test Batch Num	Analyzed Date/Time	Analyst
PCBs	Decachlorobiphenyl	61			MLDR110512002	5/12/2011 10:06:00 AM	TES
PCBs	Decachlorobiphenyl %R	61.1			MLDR110512002	5/12/2011 10:06:00 AM	TES
PCBs	PCB-1016	0.0	U	290.0	MLDR110512002	5/12/2011 10:06:00 AM	TES
PCBs	PCB-1232	0.0	U	290.0	MLDR110512002	5/12/2011 10:06:00 AM	TES
PCBs	PCB-1242	0.0	U	290.0	MLDR110512002	5/12/2011 10:06:00 AM	TES
PCBs	PCB-1248	200	J	290.0	MLDR110512002	5/12/2011 10:06:00 AM	TES

11ML0580 **Collection Date** 05/11/2011 **Sampled By:**

Sample Description: **TMD-SO 084/1-2**

This sample was run as a solid as is reported in ug/Kg units on as as received basis.

Test:	Parameter	Result	Flag	RL	Test Batch Num	Analyzed Date/Time	Analyst
PCBs	PCB-1254	0.0	U	290.0	MLDR110512002	5/12/2011 10:06:00 AM	TES
PCBs	PCB-1260	0.0	U	290.0	MLDR110512002	5/12/2011 10:06:00 AM	TES
PCBs	Tetrachloro-m-xylene	110			MLDR110512002	5/12/2011 10:06:00 AM	TES
PCBs	Tetrachloro-m-xylene %R	109			MLDR110512002	5/12/2011 10:06:00 AM	TES

MLDE110511001B1n01 **Collection Date** 05/11/2011 **Sampled By:** TES

Sample Description:

Batch Level QC Sample

Test:	Parameter	Result	Flag	RL	Test Batch Num	Analyzed Date/Time	Analyst
Method Blank-PCBs	Decachlorobiphenyl	69			MLDR110512002		CR
Method Blank-PCBs	Decachlorobiphenyl %R	69			MLDR110512002		CR
Method Blank-PCBs	PCB-1016	0.0	U	320.0	MLDR110512002		TES
Method Blank-PCBs	PCB-1232	0.0	U	320.0	MLDR110512002		TES
Method Blank-PCBs	PCB-1242	0.0	U	320.0	MLDR110512002		TES
Method Blank-PCBs	PCB-1248	0.0	U	320.0	MLDR110512002		TES
Method Blank-PCBs	PCB-1254	0.0	U	320.0	MLDR110512002		TES
Method Blank-PCBs	PCB-1260	0.0	U	320.0	MLDR110512002		TES
Method Blank-PCBs	Tetrachloro-m-xylene	100			MLDR110512002		TES
Method Blank-PCBs	Tetrachloro-m-xylene %R	103			MLDR110512002		TES

Approved: _____
Quality Control Officer

Site Name: 10 Mile Drain
TDF# 5-314-001
Date Issued: 05/12/11
Analysis: PCBs

Author: Thomas Sedlacek
Charge# 03037.4.14.02.03.B5VE.000.001
Report Title: StClair 3-2

NARRATIVE

Three (3) water samples were submitted to FASP (Field Analytical Support Program) for PCB analysis. The samples were run without significant complications. The following three (3) samples are included in this narrative:

11CT05-19	11CT05-26	11CT05-40	

PCB Analysis

Sample Collection and Analysis

The samples were collected on May 11, 2011 and were analyzed on May 11, 2011 within the required hold times for the selected PCB analytes.

Initial and Continuing Calibration

The initial calibration for AR1248 was run on April 26, 2011 and all compounds met the calibration criteria of <30% RSD (relative standard deviation).

The initial calibration for AR1242 was run on April 29, 2011 and all compounds met the calibration criteria of <30% RSD (relative standard deviation).

All the analytes in the continuing calibrations run on May 11, 2011 for AR1242 and AR1248 were within the QC limits of ± 35%.

Sample QC (Method Blanks, Matrix Spikes and Surrogates)

Method blank MLDE110511002Bln01 was found to be free of all target analytes at the stated detection limit.

All surrogate recoveries were within the acceptance limits of 60-140 %R with the exception of the recovery of decachlorobiphenyl which was below the lower limit in TMD-GW 082/15. No samples are qualified when only one surrogate is out of control.

An experienced analyst reviewed the chromatograms to ensure that no pattern matches for any of the standard Aroclors were present.

Flag	Description
J	The reported value is considered estimated due to Quality Control Issues
UJ	The compound is non-detect at the reported value

Reviewed By: _____ Date: 5/12/11

Site Name: 10 Mile Drain
TDF# 5-314-001
Date Issued: 05/12/11
Analysis: PCBs

Author: Thomas Sedlacek
Charge# 03037.4.14.02.03.B5VE.000.001
Report Title: StClair 3-2

Reviewed By: _____ Date: 5/12/11

EPA Region 5 Mobile Lab

10 Mile Drain Site

St Clair Shores, MI

Report Number: MLSG110511-001
Samples Received: 05/11/2011

11ML0577 **Collection Date** 05/11/2011 **Sampled By:**

Sample Description: **TMD-GW 081/10**

This sample was run as a water and is reported in ug/L units.

Test:	Parameter	Result	Flag	RL	Test Batch Num	Analyzed Date/Time	Analyst
PCBs	Decachlorobiphenyl	65			MLDR110512001	5/12/2011 9:41:00 AM	TES
PCBs	Decachlorobiphenyl %R	64.9			MLDR110512001	5/12/2011 9:41:00 AM	TES
PCBs	PCB-1016	0.0	U	5.0	MLDR110512001	5/12/2011 9:41:00 AM	TES
PCBs	PCB-1232	0.0	U	5.0	MLDR110512001	5/12/2011 9:41:00 AM	TES
PCBs	PCB-1242	0.0	U	5.0	MLDR110512001	5/12/2011 9:41:00 AM	TES
PCBs	PCB-1248	230		5.0	MLDR110512001	5/12/2011 9:41:00 AM	CR
PCBs	PCB-1254	0.0	U	5.0	MLDR110512001	5/12/2011 9:41:00 AM	TES
PCBs	PCB-1260	0.0	U	5.0	MLDR110512001	5/12/2011 9:41:00 AM	TES
PCBs	Tetrachloro-m-xylene	99			MLDR110512001	5/12/2011 9:41:00 AM	TES
PCBs	Tetrachloro-m-xylene %R	98.8			MLDR110512001	5/12/2011 9:41:00 AM	TES

11ML0578 **Collection Date** 05/11/2011 **Sampled By:**

Sample Description: **TMD-GW 082/15**

This sample was run as a water and is reported in ug/L units.

Test:	Parameter	Result	Flag	RL	Test Batch Num	Analyzed Date/Time	Analyst
PCBs	Decachlorobiphenyl	47			MLDR110512001	5/12/2011 9:41:00 AM	TES
PCBs	Decachlorobiphenyl %R	46.8	J		MLDR110512001	5/12/2011 9:41:00 AM	TES
PCBs	PCB-1016	0.0	U	5.0	MLDR110512001	5/12/2011 9:41:00 AM	TES
PCBs	PCB-1232	0.0	U	5.0	MLDR110512001	5/12/2011 9:41:00 AM	TES
PCBs	PCB-1242	0.0	U	5.0	MLDR110512001	5/12/2011 9:41:00 AM	TES
PCBs	PCB-1248	120		5.0	MLDR110512001	5/12/2011 9:41:00 AM	CR
PCBs	PCB-1254	0.0	U	5.0	MLDR110512001	5/12/2011 9:41:00 AM	TES
PCBs	PCB-1260	0.0	U	5.0	MLDR110512001	5/12/2011 9:41:00 AM	TES
PCBs	Tetrachloro-m-xylene	88			MLDR110512001	5/12/2011 9:41:00 AM	TES
PCBs	Tetrachloro-m-xylene %R	87.5			MLDR110512001	5/12/2011 9:41:00 AM	TES

11ML0579 **Collection Date** 05/11/2011 **Sampled By:**

Sample Description: **TMD-GW 084/9**

This sample was run as a water and is reported in ug/L units.

Test:	Parameter	Result	Flag	RL	Test Batch Num	Analyzed Date/Time	Analyst
PCBs	Decachlorobiphenyl	76			MLDR110512001	5/12/2011 9:41:00 AM	TES
PCBs	Decachlorobiphenyl %R	75.5			MLDR110512001	5/12/2011 9:41:00 AM	TES
PCBs	PCB-1016	0.0	U	5.0	MLDR110512001	5/12/2011 9:41:00 AM	TES
PCBs	PCB-1232	0.0	U	5.0	MLDR110512001	5/12/2011 9:41:00 AM	TES
PCBs	PCB-1242	0.0	U	5.0	MLDR110512001	5/12/2011 9:41:00 AM	TES
PCBs	PCB-1248	5.4		5.0	MLDR110512001	5/12/2011 9:41:00 AM	TES
PCBs	PCB-1254	0.0	U	5.0	MLDR110512001	5/12/2011 9:41:00 AM	TES
PCBs	PCB-1260	0.0	U	5.0	MLDR110512001	5/12/2011 9:41:00 AM	TES
PCBs	Tetrachloro-m-xylene	130			MLDR110512001	5/12/2011 9:41:00 AM	TES
PCBs	Tetrachloro-m-xylene %R	134			MLDR110512001	5/12/2011 9:41:00 AM	TES

Report Number:
Samples Received:

MLDE110511002B In01 **Collection Date** 05/11/2011 **Sampled By:** TES

Sample Description:

Batch Level QC Sample

Test:	Parameter	Result	Flag	RL	Test Batch Num	Analyzed Date/Time	Analyst
Method Blank-PCBs	Decachlorobiphenyl	73			MLDR110512001		TES
Method Blank-PCBs	Decachlorobiphenyl %R	73			MLDR110512001		TES
Method Blank-PCBs	PCB-1016	0.0	U	5.0	MLDR110512001		TES
Method Blank-PCBs	PCB-1232	0.0	U	5.0	MLDR110512001		TES
Method Blank-PCBs	PCB-1242	0.0	U	5.0	MLDR110512001		TES
Method Blank-PCBs	PCB-1248	0.0	U	5.0	MLDR110512001		TES
Method Blank-PCBs	PCB-1254	0.0	U	5.0	MLDR110512001		TES
Method Blank-PCBs	PCB-1260	0.0	U	5.0	MLDR110512001		TES
Method Blank-PCBs	Tetrachloro-m-xylene	86			MLDR110512001		TES
Method Blank-PCBs	Tetrachloro-m-xylene %R	86.2			MLDR110512001		TES

Approved: _____

Quality Control Officer

Site Name: 10 Mile Drain
TDF# 5-314-001
Date Issued: 05/13/11
Analysis: PCBs

Author: Thomas Sedlacek
Charge# 03037.4.14.02.03.B5VE.000.001
Report Title: StClair 3-3

NARRATIVE

Thirteen (13) soil and two (2) water samples were submitted to FASP (Field Analytical Support Program) for PCB analysis. The samples were run without significant complications. The following nineteen (19) samples are included in this narrative:

11CT05-34	11CT05-35	11CT05-36	11CT05-37
11CT05-38	11CT05-39	11CT05-41	11CT05-42
11CT05-43	11CT05-44	11CT05-45	11CT05-46
11CT05-47	11CT05-48	11CT05-49	11CT05-50
11CT05-51	11CT05-52	11CT05-53	

PCB Analysis

Sample Collection and Analysis

The samples were collected on May 11 and 12, 2011 and were analyzed on May 12, 2011 within the required hold times for the selected PCB analytes.

Initial and Continuing Calibration

The initial calibration for AR1248 was run on April 26, 2011 and all compounds met the calibration criteria of <30% RSD (relative standard deviation).

The initial calibration for AR1242 was run on April 29, 2011 and all compounds met the calibration criteria of <30% RSD (relative standard deviation).

All the analytes in the continuing calibrations run on May 12, 2011 for AR1242, AR1248, AR1016 and AR1260 were within the QC limits of ± 35%.

Sample QC (Method Blanks, Matrix Spikes and Surrogates)

Method blank MLDE110512001Bln01 was found to be free of all target analytes at the stated detection limit.

All surrogate recoveries were within the acceptance limits of 50-150 %R with the exception of decachlorobiphenyl which was below the lower acceptance limit in samples TMD-SO 084/5-7, TMD-SO 084/10-11, TMD-SO 086/6-7, and TMD-SO 086/10-11. No samples are qualified when only one surrogate is out of control.

Sample TMD-SO 086/10-11 was utilized as the matrix spike in this sample delivery group. The

Reviewed By: _____ Date: 5/13/11

Site Name: 10 Mile Drain
TDF# 5-314-001
Date Issued: 05/13/11
Analysis: PCBs

Author: Thomas Sedlacek
Charge# 03037.4.14.02.03.B5VE.000.001
Report Title: StClair 3-3

percent recoveries of all spiked compounds were within acceptance criteria of 50-150 %R.

An experienced analyst reviewed the chromatograms to ensure that no pattern matches for any of the standard Aroclors were present.

Flag	Description
J	The reported value is considered estimated due to Quality Control Issues
U	The compound is non-detect at the reported value

Reviewed By: _____ Date: 5/13/11

EPA Region 5 Mobile Lab

10 Mile Drain Site

St Clair Shores, MI

Report Number: MLSG110511-001
Samples Received: 05/11/2011

11ML0581 **Collection Date** 05/11/2011 **Sampled By:**

Sample Description: **TMD-SO 084/2-3**

This sample was run as a solid as is reported in ug/Kg units on as as received basis.

Test:	Parameter	Result	Flag	RL	Test Batch Num	Analyzed Date/Time	Analyst
PCBs	Decachlorobiphenyl	58			MLDR110513002	5/13/2011 9:05:00 AM	TES
PCBs	Decachlorobiphenyl %R	58.0			MLDR110513002	5/13/2011 9:05:00 AM	TES
PCBs	PCB-1016	0.0	U	250.0	MLDR110513002	5/13/2011 9:05:00 AM	TES
PCBs	PCB-1232	0.0	U	250.0	MLDR110513002	5/13/2011 9:05:00 AM	TES
PCBs	PCB-1242	0.0	U	250.0	MLDR110513002	5/13/2011 9:05:00 AM	TES
PCBs	PCB-1248	0.0	U	250.0	MLDR110513002	5/13/2011 9:05:00 AM	TES
PCBs	PCB-1254	0.0	U	250.0	MLDR110513002	5/13/2011 9:05:00 AM	TES
PCBs	PCB-1260	0.0	U	250.0	MLDR110513002	5/13/2011 9:05:00 AM	TES
PCBs	Tetrachloro-m-xylene	110			MLDR110513002	5/13/2011 9:05:00 AM	CR
PCBs	Tetrachloro-m-xylene %R	113			MLDR110513002	5/13/2011 9:05:00 AM	CR

11ML0582 **Collection Date** 05/11/2011 **Sampled By:**

Sample Description: **TMD-SO 084/2-3DUP**

This sample was run as a solid as is reported in ug/Kg units on as as received basis.

Test:	Parameter	Result	Flag	RL	Test Batch Num	Analyzed Date/Time	Analyst
PCBs	Decachlorobiphenyl	65			MLDR110513002	5/13/2011 9:05:00 AM	TES
PCBs	Decachlorobiphenyl %R	65.1			MLDR110513002	5/13/2011 9:05:00 AM	TES
PCBs	PCB-1016	0.0	U	290.0	MLDR110513002	5/13/2011 9:05:00 AM	TES
PCBs	PCB-1232	0.0	U	290.0	MLDR110513002	5/13/2011 9:05:00 AM	TES
PCBs	PCB-1242	0.0	U	290.0	MLDR110513002	5/13/2011 9:05:00 AM	TES
PCBs	PCB-1248	0.0	U	290.0	MLDR110513002	5/13/2011 9:05:00 AM	TES
PCBs	PCB-1254	0.0	U	290.0	MLDR110513002	5/13/2011 9:05:00 AM	TES
PCBs	PCB-1260	0.0	U	290.0	MLDR110513002	5/13/2011 9:05:00 AM	TES
PCBs	Tetrachloro-m-xylene	120			MLDR110513002	5/13/2011 9:05:00 AM	TES
PCBs	Tetrachloro-m-xylene %R	116			MLDR110513002	5/13/2011 9:05:00 AM	TES

11ML0583 **Collection Date** 05/11/2011 **Sampled By:**

Sample Description: **TMD-SO 084/[illegible]** 6-7 GK

This sample was run as a solid as is reported in ug/Kg units on as as received basis.

Test:	Parameter	Result	Flag	RL	Test Batch Num	Analyzed Date/Time	Analyst
PCBs	Decachlorobiphenyl	45			MLDR110513002	5/13/2011 9:05:00 AM	TES
PCBs	Decachlorobiphenyl %R	45.2	J		MLDR110513002	5/13/2011 9:05:00 AM	TES
PCBs	PCB-1016	0.0	U	200.0	MLDR110513002	5/13/2011 9:05:00 AM	TES
PCBs	PCB-1232	0.0	U	200.0	MLDR110513002	5/13/2011 9:05:00 AM	TES
PCBs	PCB-1242	0.0	U	200.0	MLDR110513002	5/13/2011 9:05:00 AM	TES
PCBs	PCB-1248	0.0	U	200.0	MLDR110513002	5/13/2011 9:05:00 AM	TES
PCBs	PCB-1254	0.0	U	200.0	MLDR110513002	5/13/2011 9:05:00 AM	TES
PCBs	PCB-1260	0.0	U	200.0	MLDR110513002	5/13/2011 9:05:00 AM	TES
PCBs	Tetrachloro-m-xylene	100			MLDR110513002	5/13/2011 9:05:00 AM	TES

- Ø85 Not sampled. Exploratory location for Martin Drain

Report Number: MLSG110511-001
Samples Received: 05/11/2011

11ML0583 Collection Date 05/11/2011 Sampled By:

Sample Description: **TMD-SO 084/[redacted]** 6-7 GK

This sample was run as a solid as is reported in ug/Kg units on as as received basis.

Test:	Parameter	Result	Flag	RL	Test Batch Num	Analyzed Date/Time	Analyst
PCBs	Tetrachloro-m-xylene %R	100			MLDR110513002	5/13/2011 9:05:00 AM	TES

11ML0584 Collection Date 05/11/2011 Sampled By:

Sample Description: **TMD-SO 084/10-11**

This sample was run as a solid as is reported in ug/Kg units on as as received basis.

Test:	Parameter	Result	Flag	RL	Test Batch Num	Analyzed Date/Time	Analyst
PCBs	Decachlorobiphenyl	44			MLDR110513002	5/13/2011 9:08:00 AM	TES
PCBs	Decachlorobiphenyl %R	44.2	J		MLDR110513002	5/13/2011 9:08:00 AM	TES
PCBs	PCB-1016	0.0	U	220.0	MLDR110513002	5/13/2011 9:08:00 AM	TES
PCBs	PCB-1232	0.0	U	220.0	MLDR110513002	5/13/2011 9:08:00 AM	TES
PCBs	PCB-1242	0.0	U	220.0	MLDR110513002	5/13/2011 9:08:00 AM	TES
PCBs	PCB-1248	0.0	U	220.0	MLDR110513002	5/13/2011 9:08:00 AM	TES
PCBs	PCB-1254	0.0	U	220.0	MLDR110513002	5/13/2011 9:08:00 AM	TES
PCBs	PCB-1260	0.0	U	220.0	MLDR110513002	5/13/2011 9:08:00 AM	TES
PCBs	Tetrachloro-m-xylene	97			MLDR110513002	5/13/2011 9:08:00 AM	TES
PCBs	Tetrachloro-m-xylene %R	96.7			MLDR110513002	5/13/2011 9:08:00 AM	TES

11ML0585 Collection Date 05/11/2011 Sampled By:

Sample Description: **TMD-SO 084/11-12**

This sample was run as a solid as is reported in ug/Kg units on as as received basis.

Test:	Parameter	Result	Flag	RL	Test Batch Num	Analyzed Date/Time	Analyst
PCBs	Decachlorobiphenyl	87			MLDR110513002	5/13/2011 9:07:00 AM	TES
PCBs	Decachlorobiphenyl %R	87.5			MLDR110513002	5/13/2011 9:07:00 AM	TES
PCBs	PCB-1016	0.0	U	260.0	MLDR110513002	5/13/2011 9:07:00 AM	TES
PCBs	PCB-1232	0.0	U	260.0	MLDR110513002	5/13/2011 9:07:00 AM	TES
PCBs	PCB-1242	0.0	U	260.0	MLDR110513002	5/13/2011 9:07:00 AM	TES
PCBs	PCB-1248	420		260.0	MLDR110513002	5/13/2011 9:07:00 AM	TES
PCBs	PCB-1254	0.0	U	260.0	MLDR110513002	5/13/2011 9:07:00 AM	TES
PCBs	PCB-1260	0.0	U	260.0	MLDR110513002	5/13/2011 9:07:00 AM	TES
PCBs	Tetrachloro-m-xylene	110			MLDR110513002	5/13/2011 9:07:00 AM	TES
PCBs	Tetrachloro-m-xylene %R	106			MLDR110513002	5/13/2011 9:07:00 AM	TES

11ML0586 Collection Date 05/11/2011 Sampled By:

Sample Description: **TMD-SO 084/12-13**

This sample was run as a solid as is reported in ug/Kg units on as as received basis.

Test:	Parameter	Result	Flag	RL	Test Batch Num	Analyzed Date/Time	Analyst
PCBs	Decachlorobiphenyl	60			MLDR110513002	5/13/2011 9:07:00 AM	TES
PCBs	Decachlorobiphenyl %R	59.7			MLDR110513002	5/13/2011 9:07:00 AM	TES
PCBs	PCB-1016	0.0	U	250.0	MLDR110513002	5/13/2011 9:07:00 AM	TES
PCBs	PCB-1232	0.0	U	250.0	MLDR110513002	5/13/2011 9:07:00 AM	TES
PCBs	PCB-1242	0.0	U	250.0	MLDR110513002	5/13/2011 9:07:00 AM	TES
PCBs	PCB-1248	0.0	U	250.0	MLDR110513002	5/13/2011 9:07:00 AM	TES
PCBs	PCB-1254	0.0	U	250.0	MLDR110513002	5/13/2011 9:07:00 AM	TES
PCBs	PCB-1260	0.0	U	250.0	MLDR110513002	5/13/2011 9:07:00 AM	TES
PCBs	Tetrachloro-m-xylene	110			MLDR110513002	5/13/2011 9:07:00 AM	TES
PCBs	Tetrachloro-m-xylene %R	109			MLDR110513002	5/13/2011 9:07:00 AM	TES

3 cr 5/13 lk

11ML0587 Collection Date 05/12/2011 Sampled By:

Sample Description: **TMD-SO 086/1-2**

This sample was run as a solid as is reported in ug/Kg units on as as received basis.

Test:	Parameter	Result	Flag	RL	Test Batch Num	Analyzed Date/Time	Analyst
PCBs	Decachlorobiphenyl	89			MLDR110513002	5/13/2011 9:09:00 AM	TES
PCBs	Decachlorobiphenyl %R	88.6			MLDR110513002	5/13/2011 9:09:00 AM	TES
PCBs	PCB-1016	0.0	U	260.0	MLDR110513002	5/13/2011 9:09:00 AM	TES
PCBs	PCB-1232	0.0	U	260.0	MLDR110513002	5/13/2011 9:09:00 AM	TES
PCBs	PCB-1242	0.0	U	260.0	MLDR110513002	5/13/2011 9:09:00 AM	TES
PCBs	PCB-1248	0.0	U	260.0	MLDR110513002	5/13/2011 9:09:00 AM	TES
PCBs	PCB-1254	0.0	U	260.0	MLDR110513002	5/13/2011 9:09:00 AM	TES
PCBs	PCB-1260	0.0	U	260.0	MLDR110513002	5/13/2011 9:09:00 AM	TES
PCBs	Tetrachloro-m-xylene	93			MLDR110513002	5/13/2011 9:09:00 AM	TES
PCBs	Tetrachloro-m-xylene %R	93.2			MLDR110513002	5/13/2011 9:09:00 AM	TES

11ML0588 Collection Date 05/12/2011 Sampled By:

Sample Description: **TMD-SO 086/2-3**

This sample was run as a solid as is reported in ug/Kg units on as as received basis.

Test:	Parameter	Result	Flag	RL	Test Batch Num	Analyzed Date/Time	Analyst
PCBs	Decachlorobiphenyl	94			MLDR110513002	5/13/2011 9:09:00 AM	TES
PCBs	Decachlorobiphenyl %R	93.7			MLDR110513002	5/13/2011 9:09:00 AM	TES
PCBs	PCB-1016	0.0	U	240.0	MLDR110513002	5/13/2011 9:09:00 AM	TES
PCBs	PCB-1232	0.0	U	240.0	MLDR110513002	5/13/2011 9:09:00 AM	TES
PCBs	PCB-1242	0.0	U	240.0	MLDR110513002	5/13/2011 9:09:00 AM	TES
PCBs	PCB-1248	0.0	U	240.0	MLDR110513002	5/13/2011 9:09:00 AM	TES
PCBs	PCB-1254	0.0	U	240.0	MLDR110513002	5/13/2011 9:09:00 AM	TES
PCBs	PCB-1260	0.0	U	240.0	MLDR110513002	5/13/2011 9:09:00 AM	TES
PCBs	Tetrachloro-m-xylene	93			MLDR110513002	5/13/2011 9:09:00 AM	TES
PCBs	Tetrachloro-m-xylene %R	92.8			MLDR110513002	5/13/2011 9:09:00 AM	TES

11ML0589 Collection Date 05/12/2011 Sampled By:

Sample Description: **TMD-SO 086/6-7**

This sample was run as a solid as is reported in ug/Kg units on as as received basis.

Test:	Parameter	Result	Flag	RL	Test Batch Num	Analyzed Date/Time	Analyst
PCBs	Decachlorobiphenyl	49			MLDR110513002	5/13/2011 9:09:00 AM	TES
PCBs	Decachlorobiphenyl %R	49.1	J		MLDR110513002	5/13/2011 9:09:00 AM	TES
PCBs	PCB-1016	0.0	U	280.0	MLDR110513002	5/13/2011 9:09:00 AM	TES
PCBs	PCB-1232	0.0	U	280.0	MLDR110513002	5/13/2011 9:09:00 AM	TES
PCBs	PCB-1242	0.0	U	280.0	MLDR110513002	5/13/2011 9:09:00 AM	TES
PCBs	PCB-1248	0.0	U	280.0	MLDR110513002	5/13/2011 9:09:00 AM	TES
PCBs	PCB-1254	0.0	U	280.0	MLDR110513002	5/13/2011 9:09:00 AM	TES
PCBs	PCB-1260	0.0	U	280.0	MLDR110513002	5/13/2011 9:09:00 AM	TES
PCBs	Tetrachloro-m-xylene	100			MLDR110513002	5/13/2011 9:09:00 AM	TES
PCBs	Tetrachloro-m-xylene %R	101			MLDR110513002	5/13/2011 9:09:00 AM	TES

11ML0590 Collection Date 05/12/2011 Sampled By:

Sample Description: **TMD-SO 086/10-11**

This sample was run as a solid as is reported in ug/Kg units on as as received basis.

Test:	Parameter	Result	Flag	RL	Test Batch Num	Analyzed Date/Time	Analyst
PCBs	Decachlorobiphenyl	45			MLDR110513002	5/13/2011 9:10:00 AM	TES

11ML0590 Collection Date 05/12/2011 Sampled By:

Sample Description: **TMD-SO 086/10-11**

This sample was run as a solid as is reported in ug/Kg units on as as received basis.

Test:	Parameter	Result	Flag	RL	Test Batch Num	Analyzed Date/Time	Analyst
PCBs	Decachlorobiphenyl %R	45.4	J		MLDR110513002	5/13/2011 9:10:00 AM	TES
PCBs	PCB-1016	0.0	U	220.0	MLDR110513002	5/13/2011 9:10:00 AM	TES
PCBs	PCB-1232	0.0	U	220.0	MLDR110513002	5/13/2011 9:10:00 AM	TES
PCBs	PCB-1242	0.0	U	220.0	MLDR110513002	5/13/2011 9:10:00 AM	TES
PCBs	PCB-1248	120	J	220.0	MLDR110513002	5/13/2011 9:10:00 AM	TES
PCBs	PCB-1254	0.0	U	220.0	MLDR110513002	5/13/2011 9:10:00 AM	TES
PCBs	PCB-1260	0.0	U	220.0	MLDR110513002	5/13/2011 9:10:00 AM	TES
PCBs	Tetrachloro-m-xylene	100			MLDR110513002	5/13/2011 9:10:00 AM	TES
PCBs	Tetrachloro-m-xylene %R	101			MLDR110513002	5/13/2011 9:10:00 AM	TES

Test:	Parameter	Result	Flag	RL	Test Batch Num	Analyzed Date/Time	Analyst
Matrix Spike-PCBs	Decachlorobiphenyl	64			MLDR110513002	5/13/2011 9:11:00 AM	TES
Matrix Spike-PCBs	Decachlorobiphenyl - % Recovery	63.7			MLDR110513002	5/13/2011 9:11:00 AM	TES
Matrix Spike-PCBs	PCB-1016	0.0	U	300.0	MLDR110513002	5/13/2011 9:11:00 AM	TES
Matrix Spike-PCBs	PCB-1232	0.0	U	300.0	MLDR110513002	5/13/2011 9:11:00 AM	TES
Matrix Spike-PCBs	PCB-1242	0.0	U	300.0	MLDR110513002	5/13/2011 9:11:00 AM	TES
Matrix Spike-PCBs	PCB-1248	3400		300.0	MLDR110513002	5/13/2011 9:11:00 AM	TES
Matrix Spike-PCBs	PCB-1248 - % Recovery	109			MLDR110513002	5/13/2011 9:11:00 AM	TES
Matrix Spike-PCBs	PCB-1254	0.0	U	300.0	MLDR110513002	5/13/2011 9:11:00 AM	TES
Matrix Spike-PCBs	PCB-1260	0.0	U	300.0	MLDR110513002	5/13/2011 9:11:00 AM	TES
Matrix Spike-PCBs	Tetrachloro-m-xylene	110			MLDR110513002	5/13/2011 9:11:00 AM	TES
Matrix Spike-PCBs	Tetrachloro-m-xylene - % Recovery	114			MLDR110513002	5/13/2011 9:11:00 AM	TES

11ML0591 Collection Date 05/12/2011 Sampled By:

Sample Description: **TMD-SO 086/11-12**

This sample was run as a solid as is reported in ug/Kg units on as as received basis.

Test:	Parameter	Result	Flag	RL	Test Batch Num	Analyzed Date/Time	Analyst
PCBs	Decachlorobiphenyl	59			MLDR110513002	5/13/2011 9:14:00 AM	TES
PCBs	Decachlorobiphenyl %R	58.6			MLDR110513002	5/13/2011 9:14:00 AM	TES
PCBs	PCB-1016	0.0	U	310.0	MLDR110513002	5/13/2011 9:14:00 AM	TES
PCBs	PCB-1232	0.0	U	310.0	MLDR110513002	5/13/2011 9:14:00 AM	TES
PCBs	PCB-1242	0.0	U	310.0	MLDR110513002	5/13/2011 9:14:00 AM	TES
PCBs	PCB-1248	0.0	U	310.0	MLDR110513002	5/13/2011 9:14:00 AM	TES
PCBs	PCB-1254	0.0		100.0	MLDR110513002	5/13/2011 9:14:00 AM	TES
PCBs	PCB-1260	0.0	U	310.0	MLDR110513002	5/13/2011 9:14:00 AM	TES
PCBs	Tetrachloro-m-xylene	110			MLDR110513002	5/13/2011 9:14:00 AM	TES
PCBs	Tetrachloro-m-xylene %R	108			MLDR110513002	5/13/2011 9:14:00 AM	TES

11ML0592 Collection Date 05/12/2011 Sampled By:

Sample Description: **TMD-SO 086/5-6**

This sample was run as a solid as is reported in ug/Kg units on as as received basis.

Test:	Parameter	Result	Flag	RL	Test Batch Num	Analyzed Date/Time	Analyst
PCBs	Decachlorobiphenyl	64			MLDR110513002	5/13/2011 9:14:00 AM	TES
PCBs	Decachlorobiphenyl %R	63.9			MLDR110513002	5/13/2011 9:14:00 AM	TES
PCBs	PCB-1016	0.0	U	260.0	MLDR110513002	5/13/2011 9:14:00 AM	TES
PCBs	PCB-1232	0.0	U	260.0	MLDR110513002	5/13/2011 9:14:00 AM	TES
PCBs	PCB-1242	0.0	U	260.0	MLDR110513002	5/13/2011 9:14:00 AM	TES

11ML0592 Collection Date 05/12/2011 Sampled By:

Sample Description: TMD-SO 089/5.5-6

This sample was run as a solid as is reported in ug/Kg units on as as received basis.

Test:	Parameter	Result	Flag	RL	Test Batch Num	Analyzed Date/Time	Analyst
PCBs	PCB-1248	0.0	U	260.0	MLDR110513002	5/13/2011 9:14:00 AM	TES
PCBs	PCB-1254	0.0	U	260.0	MLDR110513002	5/13/2011 9:14:00 AM	TES
PCBs	PCB-1260	0.0	U	260.0	MLDR110513002	5/13/2011 9:14:00 AM	TES
PCBs	Tetrachloro-m-xylene	110			MLDR110513002	5/13/2011 9:14:00 AM	TES
PCBs	Tetrachloro-m-xylene %R	115			MLDR110513002	5/13/2011 9:14:00 AM	TES

11ML0593 Collection Date 05/12/2011 Sampled By:

Sample Description: TMD-SO 089/2-3

This sample was run as a solid as is reported in ug/Kg units on as as received basis.

Test:	Parameter	Result	Flag	RL	Test Batch Num	Analyzed Date/Time	Analyst
PCBs	Decachlorobiphenyl	77			MLDR110513002	5/13/2011 9:14:00 AM	TES
PCBs	Decachlorobiphenyl %R	77.5			MLDR110513002	5/13/2011 9:14:00 AM	TES
PCBs	PCB-1016	0.0	U	220.0	MLDR110513002	5/13/2011 9:14:00 AM	TES
PCBs	PCB-1232	0.0	U	220.0	MLDR110513002	5/13/2011 9:14:00 AM	TES
PCBs	PCB-1242	0.0	U	220.0	MLDR110513002	5/13/2011 9:14:00 AM	TES
PCBs	PCB-1248	0.0	U	220.0	MLDR110513002	5/13/2011 9:14:00 AM	TES
PCBs	PCB-1254	0.0	U	220.0	MLDR110513002	5/13/2011 9:14:00 AM	TES
PCBs	PCB-1260	0.0	U	220.0	MLDR110513002	5/13/2011 9:14:00 AM	TES
PCBs	Tetrachloro-m-xylene	92			MLDR110513002	5/13/2011 9:14:00 AM	TES
PCBs	Tetrachloro-m-xylene %R	92.0			MLDR110513002	5/13/2011 9:14:00 AM	TES

11ML0594 Collection Date 05/12/2011 Sampled By:

Sample Description: TMD-SO 089/7-8

This sample was run as a solid as is reported in ug/Kg units on as as received basis.

Test:	Parameter	Result	Flag	RL	Test Batch Num	Analyzed Date/Time	Analyst
PCBs	Decachlorobiphenyl	73			MLDR110513002	5/13/2011 9:14:00 AM	TES
PCBs	Decachlorobiphenyl %R	72.9			MLDR110513002	5/13/2011 9:14:00 AM	TES
PCBs	PCB-1016	0.0	U	300.0	MLDR110513002	5/13/2011 9:14:00 AM	TES
PCBs	PCB-1232	0.0	U	300.0	MLDR110513002	5/13/2011 9:14:00 AM	TES
PCBs	PCB-1242	0.0	U	300.0	MLDR110513002	5/13/2011 9:14:00 AM	TES
PCBs	PCB-1248	0.0	U	300.0	MLDR110513002	5/13/2011 9:14:00 AM	TES
PCBs	PCB-1254	0.0	U	300.0	MLDR110513002	5/13/2011 9:14:00 AM	TES
PCBs	PCB-1260	0.0	U	300.0	MLDR110513002	5/13/2011 9:14:00 AM	TES
PCBs	Tetrachloro-m-xylene	95			MLDR110513002	5/13/2011 9:14:00 AM	TES
PCBs	Tetrachloro-m-xylene %R	95.3			MLDR110513002	5/13/2011 9:14:00 AM	TES

11ML0595 Collection Date 05/12/2011 Sampled By:

Sample Description: TMD-SO 090/1-2

This sample was run as a solid as is reported in ug/Kg units on as as received basis.

Test:	Parameter	Result	Flag	RL	Test Batch Num	Analyzed Date/Time	Analyst
PCBs	Decachlorobiphenyl	87			MLDR110513002	5/13/2011 9:14:00 AM	TES
PCBs	Decachlorobiphenyl %R	86.6			MLDR110513002	5/13/2011 9:14:00 AM	TES
PCBs	PCB-1016	0.0	U	290.0	MLDR110513002	5/13/2011 9:14:00 AM	TES
PCBs	PCB-1232	0.0	U	290.0	MLDR110513002	5/13/2011 9:14:00 AM	TES
PCBs	PCB-1242	0.0	U	290.0	MLDR110513002	5/13/2011 9:14:00 AM	TES
PCBs	PCB-1248	1200		290.0	MLDR110513002	5/13/2011 9:14:00 AM	TES

11ML0595 Collection Date 05/12/2011 Sampled By:

Sample Description: **TMD-SO 090/1-2**

This sample was run as a solid as is reported in ug/Kg units on as as received basis.

Test:	Parameter	Result	Flag	RL	Test Batch Num	Analyzed Date/Time	Analyst
PCBs	PCB-1254	0.0	U	290.0	MLDR110513002	5/13/2011 9:14:00 AM	TES
PCBs	PCB-1260	0.0	U	290.0	MLDR110513002	5/13/2011 9:14:00 AM	TES
PCBs	Tetrachloro-m-xylene	110			MLDR110513002	5/13/2011 9:14:00 AM	TES
PCBs	Tetrachloro-m-xylene %R	109			MLDR110513002	5/13/2011 9:14:00 AM	TES

11ML0596 Collection Date 05/12/2011 Sampled By:

Sample Description: **TMD-SO 090/2-3**

This sample was run as a solid as is reported in ug/Kg units on as as received basis.

Test:	Parameter	Result	Flag	RL	Test Batch Num	Analyzed Date/Time	Analyst
PCBs	Decachlorobiphenyl	110			MLDR110513002	5/13/2011 9:14:00 AM	TES
PCBs	Decachlorobiphenyl %R	111			MLDR110513002	5/13/2011 9:14:00 AM	TES
PCBs	PCB-1016	0.0	U	250.0	MLDR110513002	5/13/2011 9:14:00 AM	TES
PCBs	PCB-1232	0.0	U	250.0	MLDR110513002	5/13/2011 9:14:00 AM	TES
PCBs	PCB-1242	0.0	U	250.0	MLDR110513002	5/13/2011 9:14:00 AM	TES
PCBs	PCB-1248	0.0	U	250.0	MLDR110513002	5/13/2011 9:14:00 AM	TES
PCBs	PCB-1254	0.0	U	250.0	MLDR110513002	5/13/2011 9:14:00 AM	TES
PCBs	PCB-1260	0.0	U	250.0	MLDR110513002	5/13/2011 9:14:00 AM	TES
PCBs	Tetrachloro-m-xylene	110			MLDR110513002	5/13/2011 9:14:00 AM	TES
PCBs	Tetrachloro-m-xylene %R	113			MLDR110513002	5/13/2011 9:14:00 AM	TES

11ML0597 Collection Date 05/12/2011 Sampled By:

Sample Description: **TMD-SO 090/6-7**

This sample was run as a solid as is reported in ug/Kg units on as as received basis.

Test:	Parameter	Result	Flag	RL	Test Batch Num	Analyzed Date/Time	Analyst
PCBs	Decachlorobiphenyl	79			MLDR110513002	5/13/2011 9:14:00 AM	TES
PCBs	Decachlorobiphenyl %R	79.5			MLDR110513002	5/13/2011 9:14:00 AM	TES
PCBs	PCB-1016	0.0	U	230.0	MLDR110513002	5/13/2011 9:14:00 AM	TES
PCBs	PCB-1232	0.0	U	230.0	MLDR110513002	5/13/2011 9:14:00 AM	TES
PCBs	PCB-1242	0.0	U	230.0	MLDR110513002	5/13/2011 9:14:00 AM	TES
PCBs	PCB-1248	0.0	U	230.0	MLDR110513002	5/13/2011 9:14:00 AM	TES
PCBs	PCB-1254	0.0	U	230.0	MLDR110513002	5/13/2011 9:14:00 AM	TES
PCBs	PCB-1260	0.0	U	230.0	MLDR110513002	5/13/2011 9:14:00 AM	TES
PCBs	Tetrachloro-m-xylene	110			MLDR110513002	5/13/2011 9:14:00 AM	TES
PCBs	Tetrachloro-m-xylene %R	108			MLDR110513002	5/13/2011 9:14:00 AM	TES

11ML0598 Collection Date 05/12/2011 Sampled By:

Sample Description: **TMD-SO 090/6-7DUP**

This sample was run as a solid as is reported in ug/Kg units on as as received basis.

Test:	Parameter	Result	Flag	RL	Test Batch Num	Analyzed Date/Time	Analyst
PCBs	Decachlorobiphenyl	65			MLDR110513002	5/13/2011 9:14:00 AM	TES
PCBs	Decachlorobiphenyl %R	65.0			MLDR110513002	5/13/2011 9:14:00 AM	TES
PCBs	PCB-1016	0.0	U	230.0	MLDR110513002	5/13/2011 9:14:00 AM	TES
PCBs	PCB-1232	0.0	U	230.0	MLDR110513002	5/13/2011 9:14:00 AM	TES
PCBs	PCB-1242	0.0	U	230.0	MLDR110513002	5/13/2011 9:14:00 AM	TES
PCBs	PCB-1248	0.0	U	230.0	MLDR110513002	5/13/2011 9:14:00 AM	TES
PCBs	PCB-1254	0.0	U	230.0	MLDR110513002	5/13/2011 9:14:00 AM	TES

11ML0598 Collection Date 05/12/2011 Sampled By:

Sample Description: TMD-SO 090/6-7DUP

This sample was run as a solid as is reported in ug/Kg units on as as received basis.

Test:	Parameter	Result	Flag	RL	Test Batch Num	Analyzed Date/Time	Analyst
PCBs	PCB-1260	0.0	U	230.0	MLDR110513002	5/13/2011 9:14:00 AM	TES
PCBs	Tetrachloro-m-xylene	110			MLDR110513002	5/13/2011 9:14:00 AM	TES
PCBs	Tetrachloro-m-xylene %R	108			MLDR110513002	5/13/2011 9:14:00 AM	TES

11ML0599 Collection Date 05/12/2011 Sampled By:

Sample Description: TMD-SO 090/15-16

This sample was run as a solid as is reported in ug/Kg units on as as received basis.

Test:	Parameter	Result	Flag	RL	Test Batch Num	Analyzed Date/Time	Analyst
PCBs	Decachlorobiphenyl	81			MLDR110513002	5/13/2011 9:14:00 AM	TES
PCBs	Decachlorobiphenyl %R	81.0			MLDR110513002	5/13/2011 9:14:00 AM	TES
PCBs	PCB-1016	0.0	U	300.0	MLDR110513002	5/13/2011 9:14:00 AM	TES
PCBs	PCB-1232	0.0	U	300.0	MLDR110513002	5/13/2011 9:14:00 AM	TES
PCBs	PCB-1242	0.0	U	300.0	MLDR110513002	5/13/2011 9:14:00 AM	TES
PCBs	PCB-1248	0.0	U	300.0	MLDR110513002	5/13/2011 9:14:00 AM	TES
PCBs	PCB-1254	0.0	U	300.0	MLDR110513002	5/13/2011 9:14:00 AM	TES
PCBs	PCB-1260	0.0	U	300.0	MLDR110513002	5/13/2011 9:14:00 AM	TES
PCBs	Tetrachloro-m-xylene	120			MLDR110513002	5/13/2011 9:14:00 AM	TES
PCBs	Tetrachloro-m-xylene %R	117			MLDR110513002	5/13/2011 9:14:00 AM	TES

MLDE110512001B In01 Collection Date 05/12/2011 Sampled By: TES

Sample Description:

Batch Level QC Sample

Test:	Parameter	Result	Flag	RL	Test Batch Num	Analyzed Date/Time	Analyst
Method Blank-PCBs	Decachlorobiphenyl	56			MLDR110513002		TES
Method Blank-PCBs	Decachlorobiphenyl %R	56			MLDR110513002		TES
Method Blank-PCBs	PCB-1016	0.0	U	260.0	MLDR110513002		TES
Method Blank-PCBs	PCB-1232	0.0	U	260.0	MLDR110513002		TES
Method Blank-PCBs	PCB-1242	0.0	U	260.0	MLDR110513002		TES
Method Blank-PCBs	PCB-1248	0.0	U	260.0	MLDR110513002		TES
Method Blank-PCBs	PCB-1254	0.0	U	260.0	MLDR110513002		TES
Method Blank-PCBs	PCB-1260	0.0	U	260.0	MLDR110513002		TES
Method Blank-PCBs	Tetrachloro-m-xylene	110			MLDR110513002		TES
Method Blank-PCBs	Tetrachloro-m-xylene %R	107			MLDR110513002		TES

Approved:

Quality Control Officer

EPA Region 5 Mobile Lab

10 Mile Drain Site

St Clair Shores, MI

Report Number: MLSG110512-001
Samples Received: 05/12/2011

11ML0600 **Collection Date** 05/12/2011 **Sampled By:**

Sample Description: **TMD-SO** ~~0001/MLB~~ → 090/MH

This sample was run as a water and is reported in ug/L units.

GH

Test:	Parameter	Result	Flag	RL	Test Batch Num	Analyzed Date/Time	Analyst
PCBs	Decachlorobiphenyl	100			MLDR110513001	5/13/2011 8:50:00 AM	TES
PCBs	Decachlorobiphenyl %R	104			MLDR110513001	5/13/2011 8:50:00 AM	TES
PCBs	PCB-1016	0.0	U	5.0	MLDR110513001	5/13/2011 8:50:00 AM	TES
PCBs	PCB-1232	0.0	U	5.0	MLDR110513001	5/13/2011 8:50:00 AM	TES
PCBs	PCB-1242	0.0	U	5.0	MLDR110513001	5/13/2011 8:50:00 AM	TES
PCBs	PCB-1248	40		5.0	MLDR110513001	5/13/2011 8:50:00 AM	TES
PCBs	PCB-1254	0.0	U	5.0	MLDR110513001	5/13/2011 8:50:00 AM	TES
PCBs	PCB-1260	0.0	U	5.0	MLDR110513001	5/13/2011 8:50:00 AM	TES
PCBs	Tetrachloro-m-xylene	95			MLDR110513001	5/13/2011 8:50:00 AM	TES
PCBs	Tetrachloro-m-xylene %R	94.6			MLDR110513001	5/13/2011 8:50:00 AM	TES

Test:	Parameter	Result	Flag	RL	Test Batch Num	Analyzed Date/Time	Analyst
Matrix Spike-PCBs	Decachlorobiphenyl	91			MLDR110513001	5/13/2011 8:49:00 AM	TES
Matrix Spike-PCBs	Decachlorobiphenyl - % Recovery	91.4			MLDR110513001	5/13/2011 8:49:00 AM	TES
Matrix Spike-PCBs	PCB-1016	0.0	U	5.0	MLDR110513001	5/13/2011 8:49:00 AM	TES
Matrix Spike-PCBs	PCB-1232	0.0	U	5.0	MLDR110513001	5/13/2011 8:49:00 AM	TES
Matrix Spike-PCBs	PCB-1242	0.0	U	5.0	MLDR110513001	5/13/2011 8:49:00 AM	TES
Matrix Spike-PCBs	PCB-1248	69		5.0	MLDR110513001	5/13/2011 8:49:00 AM	TES
Matrix Spike-PCBs	PCB-1248 - % Recovery	58.0			MLDR110513001	5/13/2011 8:49:00 AM	TES
Matrix Spike-PCBs	PCB-1254	0.0	U	5.0	MLDR110513001	5/13/2011 8:49:00 AM	TES
Matrix Spike-PCBs	PCB-1260	0.0	U	5.0	MLDR110513001	5/13/2011 8:49:00 AM	TES
Matrix Spike-PCBs	Tetrachloro-m-xylene	91			MLDR110513001	5/13/2011 8:49:00 AM	TES
Matrix Spike-PCBs	Tetrachloro-m-xylene - % Recovery	91.1			MLDR110513001	5/13/2011 8:49:00 AM	TES

11ML0601 **Collection Date** 05/12/2011 **Sampled By:**

Sample Description: **TMD-SO GW 090/5**

This sample was run as a water and is reported in ug/L units.

Test:	Parameter	Result	Flag	RL	Test Batch Num	Analyzed Date/Time	Analyst
PCBs	Decachlorobiphenyl	100			MLDR110513001	5/13/2011 8:50:00 AM	TES
PCBs	Decachlorobiphenyl %R	104			MLDR110513001	5/13/2011 8:50:00 AM	TES
PCBs	PCB-1016	0.0	U	5.0	MLDR110513001	5/13/2011 8:50:00 AM	TES
PCBs	PCB-1232	0.0	U	5.0	MLDR110513001	5/13/2011 8:50:00 AM	TES
PCBs	PCB-1242	0.0	U	5.0	MLDR110513001	5/13/2011 8:50:00 AM	TES
PCBs	PCB-1248	6.2		5.0	MLDR110513001	5/13/2011 8:50:00 AM	TES
PCBs	PCB-1254	0.0	U	5.0	MLDR110513001	5/13/2011 8:50:00 AM	TES
PCBs	PCB-1260	0.0	U	5.0	MLDR110513001	5/13/2011 8:50:00 AM	TES
PCBs	Tetrachloro-m-xylene	130			MLDR110513001	5/13/2011 8:50:00 AM	TES
PCBs	Tetrachloro-m-xylene %R	126			MLDR110513001	5/13/2011 8:50:00 AM	TES

Report Number:
Samples Received:

MLDE110512002B In01 **Collection Date** 05/12/2011 **Sampled By:** TES

Sample Description:

Batch Level QC Sample

Test:	Parameter	Result	Flag	RL	Test Batch Num	Analyzed Date/Time	Analyst
Method Blank-PCBs	Decachlorobiphenyl	94			MLDR110513001		TES
Method Blank-PCBs	Decachlorobiphenyl %R	94			MLDR110513001		TES
Method Blank-PCBs	PCB-1016	0.0	U	5.0	MLDR110513001		TES
Method Blank-PCBs	PCB-1232	0.0	U	5.0	MLDR110513001		TES
Method Blank-PCBs	PCB-1242	0.0	U	5.0	MLDR110513001		TES
Method Blank-PCBs	PCB-1248	0.0	U	5.0	MLDR110513001		TES
Method Blank-PCBs	PCB-1254	0.0	U	5.0	MLDR110513001		TES
Method Blank-PCBs	PCB-1260	0.0	U	5.0	MLDR110513001		TES
Method Blank-PCBs	Tetrachloro-m-xylene	65			MLDR110513001		TES
Method Blank-PCBs	Tetrachloro-m-xylene %R	65.1			MLDR110513001		TES

Approved: _____

Quality Control Officer

Site Name: 10 Mile Drain
TDF# 5-314-001
Date Issued: 06/14/11
Analysis: PCBs

Author: Thomas Sedlacek
Charge# 03037.4.14.02.03.B5VE.000.001
Report Title: StClair Final Report

NARRATIVE

Four hundred and sixty (460) soil and forty-one (41) water samples were submitted to FASP (Field Analytical Support Program) for PCB analysis. The samples were run without significant complications. The following samples are included in this narrative:

11CD01	11CD02	11CD03	11CD04
11CD05	11CD06	11CD07	11CD08
11CD09	11CD10	11CD11	11CD12
11CD13	11CD14	11CD15	11CD16
11CD17	11CD18	11CD19	11CD20
11CD21	11CD22	11CD23	11CD24
11CD25	11CD26	11CD27	11CD28
11CD29	11CD30	11CD31	11CD32
11CD33	11CD34	11CD35	11CD36
11CD37	11CD38	11CD39	11CD40
11CD41	11CD42	11CD43	11CD44
11CD45	11CD46	11CD47	11CD48
11CD49	11CD50	11CD51	11CD52
11CD53	11CD54	11CD55	11CD56
11CD57	11CD58	11CD59	11CD60
11CD61	11CD62	11CD63	11CD64
11CD65	11CD66	11CD67	11CD68
11CD69	11CD70	11CD71	11CD72
11CD73	11CD74	11CD75	11CD76
11CD77	11CD78	11CD79	11CD80
11CD81	11CD82	11CD83	11CD84
11CD85	11CD86	11CD87	11CD88
11CD89	11CT01-01	11CT01-02	11CT01-03
11CT01-04	11CT01-05	11CT01-06	11CT01-07
11CT01-08	11CT01-09	11CT01-10	11CT01-11
11CT01-12	11CT01-13	11CT01-14	11CT01-15
11CT01-16	11CT01-17	11CT01-18	11CT01-19
11CT01-20	11CT01-21	11CT01-22	11CT01-23
11CT01-24	11CT01-25	11CT01-26	11CT01-27
11CT01-28	11CT01-29	11CT01-30	11CT01-30 A
11CT01-30 B	11CT01-30 F	11CD02-01	11CD02-02
11CD02-03	11CD02-04	11CD02-05	11CD02-06
11CD02-07	11CD02-08	11CD02-09	11CD02-10
11CD02-11	11CD02-12	11CD02-13	11CD02-14
11CD02-15	11CD02-16	11CD02-17	11CD02-18
11CD02-19	11CD02-20	11CD02-21	11CD02-22

Reviewed By: [illegible] Date: 6/14/11

Site Name: 10 Mile Drain
TDF# 5-314-001
Date Issued: 06/14/11
Analysis: PCBs

Author: Thomas Sedlacek
Charge# 03037.4.14.02.03.B5VE.000.001
Report Title: StClair Final Report

11CD02-23	11CD02-24	11CD02-25	11CD02-26
11CD02-27	11CD02-28	11CD02-29	11CD02-30
11CD02-31	11CT02-01	11CT02-02	11CT02-03
11CT02-04	11CT02-05	11CT02-06	11CT02-07
11CT02-08	11CT02-09	11CT02-10	11CT02-11
11CT02-12	11CT02-13	11CT02-14	11CT02-15
11CT02-16	11CT02-17	11CT02-18	11CT02-19
11CT02-20	11CT02-21	11CT02-22	11CT02-23
11CT02-24	11CT02-25	11CT02-26	11CT02-27
11CT02-28	11CT02-29	11CT02-30	11CT02-31
11CT02-32	11CT02-33	11CT02-34	11CT02-35
11CT02-36	11CT02-37	11CT02-38	11CT02-39
11CT02-40	11CT02-41	11CT02-42	11CT02-43
11CT02-44	11CT02-45	11CT02-46	11CT02-47
11CT02-48	11CT02-49	11CT02-50	11CT02-51
11CT02-52	11CT02-53	11CT02-54	11CT02-55
11CT02-56	11CT02-57	11CT02-58	11CT02-59
11CT02-60	11CT02-61	11CT02-62	11CT02-63
11CT02-64	11CT02-65	11CT02-66	11CT02-67
11CT02-68	11CT02-69	11CT02-70	11CT02-71
11CT02-72	11CT02-73	11CT02-74	11CT02-75
11CT02-76	11CT02-77	11CT02-78	11CT02-79
11CT02-80	11CT02-81	11CT02-82	11CT02-83
11CT02-84	11CT02-85	11CT02-86	11CT02-87
11CT02-88	11CT03-01	11CT03-02	11CT03-03
11CT03-04	11CT03-05	11CT03-06	11CT03-07
11CT03-08	11CT03-09	11CT03-10	11CT03-11
11CT03-12	11CT03-13	11CT03-14	11CT03-15
11CT03-16	11CT03-17	11CT03-18	11CT03-19
11CT03-20	11CT03-21	11CT03-22	11CT03-23
11CT03-24	11CT03-25	11CT03-26	11CT03-27
11CT03-28	11CT03-29	11CT03-30	11CT03-31
11CT03-32	11CT03-33	11CT03-34	11CT03-35
11CT03-36	11CT03-37	11CT03-38	11CT03-39
11CT03-40	11CT03-41	11CT03-42	11CT03-43
11CT03-44	11CT03-45	11CT03-46	11CT03-47
11CT03-48	11CT03-49	11CT03-50	11CT03-51
11CT03-52	11CT03-53	11CT03-54	11CT03-55
11CT03-56	11CT03-57	11CT03-58	11CT03-59
11CT03-60	11CT03-61	11CT03-62	11CT03-63
11CT03-64	11CT03-65	11CT03-66	11CT03-67

Reviewed By: [illegible] Date: 6/14/11

Site Name: 10 Mile Drain
TDF# 5-314-001
Date Issued: 06/14/11
Analysis: PCBs

Author: Thomas Sedlacek
Charge# 03037.4.14.02.03.B5VE.000.001
Report Title: StClair Final Report

11CT03-68	11CT03-69	11CT03-70	11CT03-71
11CT03-72	11CT03-73	11CT03-74	11CT03-75
11CT03-76	11CT03-77	11CT03-78	11CT03-79
11CT03-80	11CT03-81	11CT03-82	11CT03-83
11CT03-84	11CT03-85	11CT03-86	11CT03-87
11CT03-88	11CT03-89	11CT03-90	11CT03-91
11CT03-92	11CT03-93	11CT04-01	11CT04-02
11CT04-03	11CT04-04	11CT04-05	11CT04-06
11CT04-07	11CT04-08	11CT04-09	11CT04-10
11CT04-11	11CT04-12	11CT04-13	11CT04-14
11CT04-15	11CT04-16	11CT04-17	11CT04-18
11CT04-19	11CT04-20	11CT04-21	11CT04-22
11CT04-23	11CT04-24	11CT04-25	11CT04-26
11CT04-27	11CT04-28	11CT04-29	11CT04-29
11CT04-30	11CT04-31	11CT04-32	11CT04-33
11CT04-34	11CT04-35	11CT04-36	11CT04-37
11CT04-38	11CT04-39	11CT04-40	11CT04-41
11CT04-42	11CT04-43	11CT04-44	11CT04-45
11CT04-46	11CT04-47	11CT04-48	11CT04-49
11CT04-50	11CT04-51	11CT04-52	11CT04-53
11CT04-54	11CT04-55	11CT04-56	11CT04-57
11CT04-58	11CT04-59	11CT04-60	11CT04-61
11CT04-62	11CT04-63	11CT04-64	11CT04-65
11CT04-66	11CT04-67	11CT04-68	11CT04-69
11CT04-70	11CT04-71	11CT04-72	11CT04-73
11CT04-74	11CT04-75	11CT04-76	11CT04-77
11CT04-78	11CT04-79	11CT04-80	11CT04-81
11CT04-82	11CT04-83	11CT04-84	11CT04-85
11CT04-86	11CT04-87	11CT04-88	11CT04-89
11CT04-90	11CT04-91	11CT04-92	11CT04-93
11CT04-94	11CT04-95	11CT04-96	11CT05-01
11CT05-02	11CT05-03	11CT05-04	11CT05-05
11CT05-06	11CT05-07	11CT05-08	11CT05-12
11CT05-13	11CT05-14	11CT05-15	11CT05-16
11CT05-17	11CT05-18	11CT05-19	11CT05-20
11CT05-21	11CT05-22	11CT05-23	11CT05-24
11CT05-25	11CT05-26	11CT05-27	11CT05-28
11CT05-29	11CT05-30	11CT05-31	11CT05-32
11CT05-33	11CT05-34	11CT05-35	11CT05-36
11CT05-37	11CT05-38	11CT05-39	11CT05-40
11CT05-41	11CT05-42	11CT05-43	11CT05-44

Reviewed By: _____ Date: 6/14/11

Site Name: 10 Mile Drain
TDF# 5-314-001
Date Issued: 06/14/11
Analysis: PCBs

Author: Thomas Sedlacek
Charge# 03037.4.14.02.03.B5VE.000.001
Report Title: StClair Final Report

11CT05-45	11CT05-46	11CT05-47	11CT05-48
11CT05-49	11CT05-50	11CT05-51	11CT05-52
11CT05-53	11CT05-54	11CT05-55	11CT05-56
11CT05-57	11CT05-58	11CT05-59	11CT05-60
11CT05-61	11CT05-62	11CT05-63	11CT05-64
11CT05-65	11CT05-66	11CT05-67	11CT05-68
11CT05-69	11CT05-70	11CT05-71	11CT05-72
11CT05-73			

PCBs Analysis

Sample Collection and Analysis

The samples were collected between April 11 and May 13, 2011 and were analyzed between April 12 and May 13, 2011 within the required hold times for PCBs.

Initial and Continuing Calibration

The initial calibration for AR1248 was run on April 12, 2011 and all compounds met the calibration criteria of <30% RSD (relative standard deviation) with the exception of AR1248 #2 which passed by linear regression (LR=0.996).

The initial calibration for AR1248 was run on April 14, 2011 and all compounds met the calibration criteria of <30% RSD (relative standard deviation).

The initial calibration for AR1248 was run on April 17, 2011 and all compounds met the calibration criteria of <30% RSD (relative standard deviation).

The initial calibration for AR1242 was run on April 18, 2011 and all compounds met the calibration criteria of <30% RSD (relative standard deviation).

The initial calibration for AR1248 was run on April 18, 2011 and all compounds met the calibration criteria of <30% RSD (relative standard deviation).

The initial calibration for AR1248 was run on April 20, 2011 and all compounds met the calibration criteria of <30% RSD (relative standard deviation).

The initial calibration for AR1248 was run on April 26, 2011 and all compounds met the calibration criteria of <30% RSD (relative standard deviation).

The initial calibration for AR1242 run on April 26, 2011 and all compounds met the calibration

Reviewed By: _____ Date: 6/14/11

criteria of <30% RSD (relative standard deviation) with the exception of AR1242 #2 and AR1242 #3 which passed by linear regression (LR=0.998).

The initial calibration for AR1242 were run on April 29, 2011 and all compounds met the calibration criteria of <30% RSD (relative standard deviation).

The initial calibration for AR1016 and AR1260 was run on May 1, 2011 and all compounds met the calibration criteria of linear regression LR>0.99.

The initial calibration for AR1248 was run on May 13, 2011 and all compounds met the calibration criteria of <30% RSD (relative standard deviation) with the exception of AR1248 #6 and AR1248 #8 which passed by linear regression (LR>0.99).

Continuing Calibration Checks

All the analytes in the continuing calibration run on April 13, 2011 for AR1248 were within the QC limits of ± 35%.

All the analytes in the continuing calibration run on April 15, 2011 for AR1248 were within the QC limits of ± 35%.

All the analytes in the continuing calibration run on April 16, 2011 for AR1248 were within the QC limits of ± 35%.

All the analytes in the continuing calibration run on April 19, 2011 for AR1248 were within the QC limits of ± 35%.

All the analytes in the continuing calibration run on April 27, 2011 for AR1248 were within the QC limits of ± 35%.

All the analytes in the continuing calibration run on April 28, 2011 for AR1248 were within the QC limits of ± 35%.

All the analytes in the continuing calibration run on April 29, 2011 for AR1248 were within the QC limits of ± 35%.

All the analytes in the continuing calibrations run on April 30, 2011 for AR1242 and AR1248 were within the QC limits of ± 35%.

All the analytes in the continuing calibrations run on May 1, 2011 for AR1242 and AR1248 were within the QC limits of ± 35%.

Reviewed By: _____ Date: 6/14/11

Site Name: 10 Mile Drain
TDF# 5-314-001
Date Issued: 06/14/11
Analysis: PCBs

Author: Thomas Sedlacek
Charge# 03037.4.14.02.03.B5VE.000.001
Report Title: StClair Final Report

All the analytes in the continuing calibrations run on May 2, 2011 for AR1242 and AR1248 were within the QC limits of ± 35%.

All the analytes in the continuing calibrations run on May 3, 2011 for AR1242 and AR1248 were within the QC limits of ± 35%.

All the analytes in the continuing calibrations run on May 4, 2011 for AR1242 and AR1248 were within the QC limits of ± 35%.

All the analytes in the continuing calibrations run on May 11, 2011 for AR1242, AR1248, AR1016 and AR1260 were within the QC limits of ± 35%.

All the analytes in the continuing calibrations run on May 12, 2011 for AR1242, AR1248, AR1016 and AR1260 were within the QC limits of ± 35%.

All the analytes in the continuing calibrations run on May 13, 2011 for AR1242, AR1016 and AR1260 were within the QC limits of ± 35%.

Sample QC (Method Blanks, Matrix Spikes and Surrogates)

Method Blanks

Method blank MLDE110411001Bln01; MLDE110412001Bln01; MLDE110413001Bln01; MLDE110414001Bln01; MLDE110414002Bln01; MLDE110415001Bln01; MLDE110415002Bln01; MLDE110416002Bln01; MLDE110416003Bln01; MLDE110416004Bln01; MLDE110417002Bln01; MLDE110418001Bln01; MLDE110419001Bln01; MLDE110419002Bln01; MLDE110420002Bln01; MLDE110420003Bln01; MLDE110420001Bln01; MLDE110427001Bln01; MLDE110504001Bln01; MLDE110504002Bln01; MLDE110504003Bln01; MLDE110504004Bln01; MLDE110504005Bln01; MLDE110504006Bln01; MLDE110504007Bln01; MLDE110504008Bln01; MLDE110504009Bln01; MLDE110504010Bln01; MLDE110504011Bln01; MLDE110511001Bln01; MLDE110511002Bln01; MLDE110512001Bln01; MLDE110512002Bln01; MLDE110513001Bln01; MLDE110513002Bln01 was found to be free of all target analytes at the stated detection limit.

Surrogates

All surrogate recoveries for all soil samples were within the acceptance limits of 50-150 %R, with the exception of

- Decachlorobiphenyl which was low in TMD-SO 010/7-8, MLDE110414001Bln01, TMD- SO 014/10-11, TMD-SO 035/5-6 R, TMD-SO 036/5-5.5, TMD-SO 037/1-2,

Reviewed By: _____ Date: 6/14/11

TMD-SO 037/2-3, TMD-SO 037/7.3-8, TMD-SO 037/11.2-12.2, TMD-SO 038/2.5-3.5, TMD-SO 038/5-6, TMD-SO 038/11.4-12.4, TMD-SO 039/1-2, TMD-SO 039/2-3, TMD-SO 039/5-6, TMD-SO 040/10-11, TMD-SO 041/1-2, TMD-SO 041/4-5, TMD-SO 041/6-7, TMD-SO 050/2-2.4, TMD-SO 071/0-1. TMD-SO 082/12-13, TMD-SO 082/13-14, TMD-SO 082/17-18, TMD-SO 083/5-6 SPK, TMD-SO 083/12-13, TMD-SO 084/5-7, TMD-SO 084/10-11, TMD-SO 086/6-7, and TMD-SO 086/10-11.

- Decachlorobiphenyl which was above the QC limit in TMD-SO 053/12.5-13.5 and TMD-SO 054/11-12R.
- Tetrachloro-m-xylene which was high in TMD-SO 025/6-7, TMD-SO 030/6-7 R, TMD-SO 031/2-3 R, and TMD-SO 031/5-6.

No action is taken when only one surrogate is out of control.

Both surrogates were below the acceptance limits of 50-150 %R in soil samples TMD-SO 045/1-2, TMD-SO 045/2-3, TMD-SO 092/5-6, and TMD-SO 093/13.5-14. In those samples detects are qualified "J" and non-detects "UJ".

All surrogate recoveries in water samples were within the acceptance limits of 60-140 %R with the exception of

- Decachlorobiphenyl which was below the lower limit in TMD-GW 006/5, TMD-GW 012/5, TMD-GW 013/3, TMD-GW 014/3, TMD-GW 015/7, TMD-GW 017/7, TMD-GW 024/5 R, TMD-GW 023/9, TMD-GW 024/5, TMD-EB 001, MLDE110420001Bln01, TMD-GW 029/5, TMD-GW 030/8, TMD-GW 032/8, TMD-GW 035/7, TMD-GW 036/7, TMD-GW 037/7, TMD-GW 039/2, TMD-GW 040/7, and TMD-GW 082/15.
- Tetrachloro-m-xylene which was below the lower limit in TMD-GW 078/6.

No action is taken when only one surrogate is out of control.

Both surrogates were below the acceptance limits of 60-140 %R in water sample TMD-GW 038/7. In that sample detects are qualified "J" and non-detects "UJ".

Matrix Spikes

The following samples were utilized for matrix spike analysis: TMD-SO 003/5-6, TMD-SO 005/8-8.5, TMD-SO 007/2-3, TMD-SO 009/4-5, TMD-SO 010/0-1, TMD-SO 014/4-5, TMD-SO 020/2-3 , TMD-GW 008/5, TMD-SO 023/2-3, TMD-SO 026/6-7, TMD-SO 032/2-3, TMD-SO 036/1-2, TMD-SO 042/2-3, TMD-SO 043/1-2, TMD-GW 036/7, TMD-SO 050/6-7, TMD-SO 056/2-3, TMD-SO 060/5-6, TMD-SO 064/10-11, TMD-SO 065/1.3-2, TMD-SO 070/4-5, TMD-SO 073/6-7, TMD-GW 076/MH, TMD-SO 077/8-9, TMD-SO 080/7.5-8.5, TMD-SO 083/5-6, TMD-SO 086/10-11, and TMD-GW 091/MH. The percent recoveries of all spiked compounds were within acceptance criteria of 50-150 %R.

Reviewed By: _____ Date: 6/14/11

Site Name: 10 Mile Drain
TDF# 5-314-001
Date Issued: 06/14/11
Analysis: PCBs

Author: Thomas Sedlacek
Charge# 03037.4.14.02.03.B5VE.000.001
Report Title: StClair Final Report

Other Sample Information

The following samples were run at a dilution for the analyses to be within the calibration range.

TMD-SO 016/2-3 at 10x; TMD-SO 025/1-2 at 10x; TMD-SO 025/2-3 at 30x; TMD-SO 025/5-6 at 10x; TMD-SO 027/1-2 at 5x; TMD-SO 027/10-11 at 10x; TMD-SO 027/10-11R at 10x; TMD-GW 027/10 at 20x; TMD-GW 029/5 at 40x; TMD-GW 037/7 at 10x; TMD-SO 048 at 20x; TMD-SO 051/8.5-9.5 at 10x; TMD-SO 053/12.5-13.5 at 10000x; TMD-SO 053/13.5-14 at 2000x; TMD-SO 053/14.5-15 at 10x; TMD-SO 054/11-12R at 200x; TMD-SO 055/7-8 at 20x; TMD-SO 055/10-11 at 10x; TMD-SO 057/12-13 at 10x; TMD-SO 057/13-13.6 at 200x; TMD-SO 059/12-13 at 200x; TMD-SO 059/12-13R at 200x; TMD-SO 059/13-14 at 2x; TMD-SO 060/6-6.7 at 2x; TMD-SO 064/10-11 at 40x; TMD-SO 064/10-11SPK at 40x; TMD-SO 064/12-13 at 100x; TMD-SO 064/12-13R at 100x; TMD-SO 068/10-11 at 5000x; TMD-SO 068/12-13 at 5000x; TMD-SO 068/13-14 at 10x; TMD-SO 069/10-11 at 10x; TMD-SO 070/2-3 at 40x; TMD-SO 073/13-14 at 10x; TMD-GW 078/6 at 100x; TMD-SO 081/14.8-15 at 500x; TMD-SO 082/6-6.5 at 2x.

An experienced analyst reviewed the sample chromatograms to ensure that no pattern matches for any of the standard Aroclors were present.

This report accompanies an enhanced EDD output with the sample results and detection limits corrected for percent solids.

Flag	Description
J	The reported value is considered estimated due to Quality Control Issues
U	The compound is non-detect at the reported value

Reviewed By: _____ Date: 6/14/11

Site Name: 10 Mile Drain
TDF# 5-314-002
Date Issued: 5/18/2011
Analysis: Percent Solids

Author: Stephen Connet
Charge# 03037.4.14.02.03.B5VE.000.002
Report Title: St. Clair Shores

NARRATIVE

Four hundred sixty (460) soil samples were submitted to FASP (Field Analytical Support Program) for PCB analysis. The samples were shipped to CRL for percent solids analysis.

Sample Analysis

The samples were received at CRL on May 3, 5 and 17, 2011 and were analyzed between May 3 and 18, 2011. Several samples received in the May 17, 2011 shipment were found to be under water from melted ice in the cooler at the time of receipt. The following samples contained significant amounts of water inside the bag containing the samples (identified by sample number/station location per the Field COC): 24/TMD-SO 082/13-14, 11CT05-27/TMD-SO 083/1-2, 11CT05-30/TMD-SO 083/5-6, 11CT05-43/TMD-SO 086/1-2, 11CT05-46/TMD-SO 086/10-11, 11CT05-50/TMD-SO 089/7-8, 11CT05-52/TMD-SO 090/2-3. The percent solids for these samples may be biased low which will bias the reported dry weight corrected results high.

Sample QC (Method Blanks and Laboratory Duplicates)

Method blank were found to be free of contamination. Laboratory duplicates were found to be within limits.

Reviewed By: _____ Date: 5/19/11

Site.....:	10 Mile Drain/St. Clair Shores
TDF #.....:	05-314-002
Charge #.....:	03037.4.14.02.03.B5VE.000.002

FASP Sample I.D Number (A)	WEIGHT OF DISH & SAMPLE DRIED DISH (g)	WET SAMPLE (g)	DRIED AT 105 Deg (g)	105 Deg (%Solids)	RPD
A BLK	0.9284		0.9283	0.0001	
11ML0119	0.9325	11.0509	9.6490	86.1	
11ML0120	0.9248	12.8293	11.1119	85.6	
11ML0121	0.9286	16.6176	14.3329	85.4	
11ML0122	0.9232	13.2775	11.7365	87.5	
11ML0123	0.9215	14.1770	12.6159	88.2	
11ML0124	0.9237	12.8605	10.9293	83.8	
11ML0125	0.9223	11.9409	10.3485	85.5	
11ML0126	0.9250	13.2929	11.2397	83.4	
11ML0127	0.9234	10.9391	9.8507	89.1	
11ML0128	0.9262	11.1023	9.3132	82.4	
11ML0129	0.9239	12.1753	9.5633	76.8	
11ML0130	0.9281	12.3896	10.9337	87.3	
11ML0131	0.9279	11.2403	9.3956	82.1	
11ML0132	0.9284	11.3704	9.3618	80.8	
11ML0133	0.9304	10.9533	8.7464	78.0	
11ML0133-DUP	0.9340	10.9513	8.9250	79.8	2.27
11ML0134	0.9261	12.0822	10.1312	82.5	
11ML0135	0.9228	12.6963	10.5035	81.4	
11ML0136	0.9241	12.1052	9.7631	79.1	
11ML0137	0.9151	13.4531	11.7056	86.1	
11ML0138	0.9133	12.8658	11.5211	88.7	

Blank is difference between initial and final weights.

	Initials	Date	Balance Serial #
Analyst (initial weights)	LM	5/3/2011	1120181839 (#5)
Analyst (final weights)	LM	5/4/2011	1120181839 (#5)

(Balance checks recorded in CRL logbook in room 1033.) (Mettler Toledo AG285)

Site.....: 10 Mile Drain/St. Clair Shores
TDF #.....: 05-314-002
Charge #.....: 03037.4.14.02.03.B5VE.000.002

	FASP Sample I.D Number (A)	WEIGHT OF DISH & SAMPLE			105 Deg (%Solids)	RPD
		DRIED DISH (g)	WET SAMPLE (g)	DRIED AT 105 Deg (g)		
	B BLK	1.2463		1.2463	0.0000	
	11ML0139	1.2664	12.4107	10.6390	84.1	
	11ML0140	1.2746	10.0835	8.8779	86.3	
	11ML0141	1.2613	10.6085	8.9571	82.3	
	11ML0142	1.2775	10.1876	8.7757	84.2	
	11ML0143	1.2626	10.3372	8.9283	84.5	
	11ML0144	1.2692	10.6431	9.5574	88.4	
	11ML0144-DUP	1.2380	10.6514	9.6409	89.3	0.95
	11ML0145	1.0768	11.0798	9.9853	89.1	
	11ML0146	1.2634	10.1192	9.2580	90.3	
	11ML0147	1.2389	11.1046	9.9079	87.9	
	11ML0148	1.2380	10.1641	9.1137	88.2	
	11ML0149	1.2442	10.3305	9.3113	88.8	
	11ML0150	1.2782	10.0550	8.6921	84.5	
	11ML0151	1.2506	9.7689	8.7510	88.1	
	11ML0152	1.2626	9.4348	8.0775	83.4	
	11ML0153	1.2636	11.4485	9.7036	82.9	
	11ML0154	1.2532	11.5103	9.9246	84.5	
	11ML0155	1.2554	10.1908	8.4788	80.8	
	11ML0156	1.2774	9.7304	9.0692	92.2	
	11ML0157	1.2738	10.5450	9.7623	91.6	
	11ML0158	1.2705	11.8331	10.6211	88.5	

Blank is difference between initial and final weights.

	Initials	Date	Balance Serial #
Analyst (initial weights)	LD	5/5/2011	1120181839 (#5)
Analyst (final weights)	SC	5/6/2011	1120181846 (#4)

(Balance checks recorded in CRL logbook in room 1033.) (Mettler Toledo AG285)

Site.....: 10 Mile Drain/St. Clair Shores
TDF #.....: 05-314-002
Charge #.....: 03037.4.14.02.03.B5VE.000.002

	FASP Sample I.D Number (A)	WEIGHT OF DISH & SAMPLE			105 Deg (%Solids)	RPD
		DRIED DISH (g)	WET SAMPLE (g)	DRIED AT 105 Deg (g)		
	C BLK	0.9205		0.9206	-0.0001	
	11ML0159	0.9106	14.5230	12.7812	87.2	
	11ML0160	0.9125	11.9883	11.3156	93.9	
	11ML0161	0.9176	11.8103	10.3135	86.3	
	11ML0162	0.9103	15.4532	13.6705	87.7	
	11ML0163	0.9248	14.5366	12.5694	85.5	
	11ML0164	0.9165	12.4363	10.6496	84.5	
	11ML0164-DUP	0.9252	12.2578	10.6373	85.7	1.42
	11ML0165	0.9245	13.5210	11.4229	83.3	
	11ML0166	0.9138	12.5000	10.3369	81.3	
	11ML0167	0.9237	14.0527	12.4824	88.0	
	11ML0168	0.9094	12.3607	10.2825	81.9	
	11ML0169	0.9124	12.4278	10.7742	85.6	
	11ML0170	0.9062	11.7777	10.5128	88.4	
	11ML0171	0.9069	12.3967	11.1397	89.1	
	11ML0172	0.9106	12.2363	10.7420	86.8	
	11ML0173	0.9200	11.0897	9.2569	82.0	
	11ML0174	0.9238	13.7901	11.9272	85.5	
	11ML0175	0.9222	13.6104	12.2838	89.5	
	11ML0176	0.9236	12.6803	11.1260	86.8	
	11ML0177	0.9122	13.6663	11.6617	84.3	
	11ML0178	0.9059	13.7905	11.6057	83.0	

Blank is difference between initial and final weights.

	Initials	Date	Balance Serial #
Analyst (initial weights)	LM	5/3/2011	1120181839 (#5)
Analyst (final weights)	LM	5/4/2011	1120181839 (#5)

(Balance checks recorded in CRL logbook in room 1033.) (Mettler Toledo AG285)

Site.....: 10 Mile Drain/St. Clair Shores
TDF #.....: 05-314-002
Charge #.....: 03037.4.14.02.03.B5VE.000.002

	FASP Sample I.D Number (A)	WEIGHT OF DISH & SAMPLE			105 Deg (%Solids)	RPD
		DRIED DISH (g)	WET SAMPLE (g)	DRIED AT 105 Deg (g)		
	D BLK	0.9149		0.9145	0.0004	
	11ML0179	0.9138	11.9679	10.0125	82.3	
	11ML0180	0.9125	13.1047	11.0332	83.0	
	11ML0181	0.9128	13.0583	11.5515	87.6	
	11ML0182	0.9149	12.3843	11.0549	88.4	
	11ML0183	0.9128	13.8011	12.2219	87.7	
	11ML0184	0.9113	11.9781	10.5250	86.9	
	11ML0185	0.9248	11.8690	10.2533	85.2	
	11ML0186	0.9069	12.4403	10.3216	81.6	
	11ML0187	0.9073	12.8718	10.9276	83.8	
	11ML0188	0.9048	12.3255	10.5736	84.7	
	11ML0189	0.9019	11.6060	9.5119	80.4	
	11ML0189-DUP	0.9031	11.8582	9.9161	82.3	2.26
	11ML0190	0.9108	12.7008	10.6387	82.5	
	11ML0191	0.9048	11.7669	9.8361	82.2	
	11ML0192	0.9091	12.1657	9.9197	80.0	
	11ML0193	0.9096	13.8516	11.7695	83.9	
	11ML0194	0.9143	13.7121	11.7852	84.9	
	11ML0195	0.9196	11.7994	9.9306	82.8	
	11ML0196	0.9222	14.4964	12.4176	84.7	
	11ML0197	0.9237	13.1616	11.3047	84.8	
	11ML0198	0.9272	13.0191	11.1876	84.9	

Blank is difference between initial and final weights.

	Initials	Date	Balance Serial #
Analyst (initial weights)	LM	5/4/2011	1120181839 (#5)
Analyst (final weights)	LD	5/5/2011	1120181839 (#5)

(Balance checks recorded in CRL logbook in room 1033.) (Mettler Toledo AG285)

Site.....: 10 Mile Drain/St. Clair Shores
TDF #.....: 05-314-002
Charge #.....: 03037.4.14.02.03.B5VE.000.002

	FASP Sample I.D Number (A)	WEIGHT OF DISH & SAMPLE			105 Deg (%Solids)	RPD
		DRIED DISH (g)	WET SAMPLE (g)	DRIED AT 105 Deg (g)		
	E BLK	0.9151		0.9150	0.0001	
	11ML0199	0.9143	13.7554	12.5631	90.7	
	11ML0199-DUP	0.9292	13.7461	12.4557	89.9	0.87
	11ML0200	0.9135	12.7774	11.3017	87.6	
	11ML0201	0.9153	13.5182	11.4389	83.5	
	11ML0202	0.9174	11.8966	10.2927	85.4	
	11ML0203	0.9160	14.0747	11.9322	83.7	
	11ML0204	0.9147	12.6957	10.7056	83.1	
	11ML0205	0.9257	12.0613	10.2971	84.2	
	11ML0206	0.9194	14.2854	12.1421	84.0	
	11ML0207	0.9123	13.2601	10.3308	76.3	
	11ML0208	0.9075	14.6493	12.3862	83.5	
	11ML0209	0.9085	12.5791	10.7067	84.0	
	11ML0210	0.9112	14.3821	11.7011	80.1	
	11ML0211	0.9092	16.1811	13.7604	84.1	
	11ML0212	0.9129	12.8261	10.8223	83.2	
	11ML0213	0.9160	12.6362	10.5466	82.2	
	11ML0214	0.9164	11.0369	9.6293	86.1	
	11ML0215	0.9298	13.0095	11.3671	86.4	
	11ML0216	0.9202	14.3088	10.8262	74.0	
	11ML0217	0.9232	12.5883	10.5107	82.2	
	11ML0218	0.9254	12.4081	9.6540	76.0	

Blank is difference between initial and final weights.

	Initials	Date	Balance Serial #
Analyst (initial weights)	LM	5/4/2011	1120181839 (#5)
Analyst (final weights)	LD	5/5/2011	1120181839 (#5)

(Balance checks recorded in CRL logbook in room 1033.) (Mettler Toledo AG285)

Site.....: 10 Mile Drain/St. Clair Shores
TDF #.....: 05-314-002
Charge #.....: 03037.4.14.02.03.B5VE.000.002

	FASP Sample I.D Number (A)	WEIGHT OF DISH & SAMPLE			105 Deg (%Solids)	RPD
		DRIED DISH (g)	WET SAMPLE (g)	DRIED AT 105 Deg (g)		
	F BLK	0.9279		0.9280	-0.0001	
	11ML0219	0.9265	16.3433	13.0077	78.4	
	11ML0220	0.9282	13.1758	11.2771	84.5	
	11ML0221	0.9291	14.4023	13.6021	94.1	
	11ML0222	0.9259	11.7720	11.1148	93.9	
	11ML0223	0.9304	12.9432	11.8123	90.6	
	11ML0224	0.9293	12.7864	11.3234	87.7	
	11ML0225	0.9215	11.7968	10.3554	86.7	
	11ML0226	0.9159	14.7860	12.7507	85.3	
	11ML0227	0.9207	13.1971	11.3877	85.3	
	11ML0228	0.9254	11.5020	10.7992	93.4	
	11ML0229	0.9328	12.6389	11.7388	92.3	
	11ML0229-DUP	0.9208	12.5364	11.6607	92.5	0.16
	11ML0230	0.9140	12.4158	11.8520	95.1	
	11ML0231	0.9203	12.2778	11.7168	95.1	
	11ML0232	0.9330	12.2709	11.5784	93.9	
	11ML0233	0.9306	13.5663	12.0588	88.1	
	11ML0234	0.9309	11.8618	10.3667	86.3	
	11ML0235	0.9310	16.2054	14.4297	88.4	
	11ML0236	0.9279	11.9873	10.0738	82.7	
	11ML0237	0.9312	11.9136	10.1304	83.8	
	11ML0238	0.9334	15.3310	12.4146	79.7	

Blank is difference between initial and final weights.

	Initials	Date	Balance Serial #
Analyst (initial weights)	LM	5/4/2011	1120181839 (#5)
Analyst (final weights)	LD	5/5/2011	1120181839 (#5)

(Balance checks recorded in CRL logbook in room 1033.) (Mettler Toledo AG285)

Site.....: 10 Mile Drain/St. Clair Shores
TDF #.....: 05-314-002
Charge #.....: 03037.4.14.02.03.B5VE.000.002

	FASP Sample I.D Number (A)	WEIGHT OF DISH & SAMPLE			105 Deg (%Solids)	RPD
		DRIED DISH (g)	WET SAMPLE (g)	DRIED AT 105 Deg (g)		
	G BLK	1.2702	[illegible]	1.2704	-0.0002	
	11ML0239	1.2686	10.1865	8.7948	84.4	
	11ML0240	1.2656	10.7855	8.9471	80.7	
	11ML0241	1.2616	10.3125	8.5476	80.5	
	11ML0242	1.2617	11.6107	9.7394	81.9	
	11ML0243	1.2768	11.1534	10.7525	95.9	
	11ML0244	1.2683	11.7642	11.3495	96.0	
	11ML0244-DUP	1.2624	10.5553	10.1338	95.5	0.61
	11ML0245	1.2653	12.1006	10.9696	89.6	
	11ML0246	1.2721	11.7091	10.6413	89.8	
	11ML0247	1.2636	12.1944	10.6075	85.5	
	11ML0248	1.2713	11.1384	9.6851	85.3	
	11ML0249	1.2690	10.7299	10.3379	95.9	
	11ML0250	1.2744	10.4960	10.0832	95.5	
	11ML0251	1.2670	10.9915	9.6406	86.1	
	11ML0252	1.2649	11.7008	10.1638	85.3	
	11ML0253	1.2659	11.2730	9.9290	86.6	
	11ML0267	1.2700	11.2934	10.7959	95.0	
	11ML0268	1.2748	11.3441	10.6057	92.7	
	11ML0269	1.2731	10.8572	10.2666	93.8	
	11ML0269-DUP	1.2628	11.0912	10.5057	94.0	0.22
	11ML0270	1.2619	10.9915	9.8608	88.4	
	11ML0271	1.2696	11.7746	11.2103	94.6	

Blank is difference between initial and final weights.

	Initials	Date	Balance Serial #
Analyst (initial weights)	LD	5/5/2011	1120181839 (#5)
Analyst (final weights)	SC	5/6/2011	1120181846 (#4)

(Balance checks recorded in CRL logbook in room 1033.) (Mettler Toledo AG285)

Site.....: 10 Mile Drain/St. Clair Shores
TDF #.....: 05-314-002
Charge #.....: 03037.4.14.02.03.B5VE.000.002

	FASP Sample I.D Number (A)	WEIGHT OF DISH & SAMPLE			105 Deg (%Solids)	RPD
		DRIED DISH (g)	WET SAMPLE (g)	DRIED AT 105 Deg (g)		
	H BLK	1.2641		1.2640	0.0001	
	11ML0272	1.2638	10.4114	9.8984	94.4	
	11ML0272-DUP	1.2654	10.0796	9.6149	94.7	0.36
	11ML0273	1.2758	10.4318	9.6216	91.2	
	11ML0274	1.2547	10.9932	9.4846	84.5	
	11ML0275	1.2715	10.9838	9.4098	83.8	
	11ML0276	1.2530	9.5365	8.3631	85.8	
	11ML0277	1.2568	10.7211	10.0286	92.7	
	11ML0278	1.2756	10.1351	8.7165	84.0	
	11ML0279	1.2714	10.2945	8.6517	81.8	
	11ML0280	1.2650	10.9446	9.4780	84.8	
	11ML0281	1.2651	10.3417	9.0938	86.3	
	11ML0282	1.2586	10.7004	9.3227	85.4	
	11ML0283	1.2638	10.1267	9.4213	92.0	
	11ML0284	1.2687	10.7362	9.1275	83.0	
	11ML0285	1.2639	11.1831	10.9380	97.5	
	11ML0286	1.2588	10.1153	8.5479	82.3	
	11ML0287	1.2612	10.6212	10.0537	93.9	
	11ML0288	1.2744	10.3906	9.8457	94.0	
	11ML0289	1.2600	9.8594	9.2073	92.4	
	11ML0290	1.2660	10.1278	8.9708	86.9	
	11ML0291	1.2701	10.7453	10.1452	93.7	

Blank is difference between initial and final weights.

	Initials	Date	Balance Serial #
Analyst (initial weights)	LD	5/5/2011	1120181839 (#5)
Analyst (final weights)	SC	5/6/2011	1120181846 (#4)

(Balance checks recorded in CRL logbook in room 1033.) (Mettler Toledo AG285)

Site.....: 10 Mile Drain/St. Clair Shores
TDF #.....: 05-314-002
Charge #.....: 03037.4.14.02.03.B5VE.000.002

	FASP Sample I.D Number (A)	WEIGHT OF DISH & SAMPLE			105 Deg (%Solids)	RPD
		DRIED DISH (g)	WET SAMPLE (g)	DRIED AT 105 Deg (g)		
	I BLK	0.9362		0.9362	0.0000	
	11ML0292	0.9381	11.8304	11.1184	93.5	
	11ML0293	0.9371	10.8426	10.2713	94.2	
	11ML0294	0.9257	10.7312	9.7871	90.4	
	11ML0295	0.9305	11.7591	10.7372	90.6	
	11ML0296	0.9234	11.8243	9.7290	80.8	
	11ML0297	0.9200	12.2761	10.8269	87.2	
	11ML0298	0.9186	11.9170	10.5182	87.3	
	11ML0299	0.9190	11.5856	9.6740	82.1	
	11ML0300	0.9177	11.4322	9.8858	85.3	
	11ML0301	1.0728	13.0932	10.9951	82.5	
	11ML0302	0.9402	12.8228	11.2472	86.7	
	11ML0303	0.9417	12.1781	11.4170	93.2	
	11ML0304	0.9412	11.4177	10.9110	95.2	
	11ML0304-DUP	0.9390	11.4767	10.9618	95.1	0.05
	11ML0305	0.9384	12.1421	11.2774	92.3	
	11ML0306	0.9407	12.6680	11.5256	90.3	
	11ML0307	0.9411	11.4673	9.9743	85.8	
	11ML0308	0.9430	11.3747	10.5499	92.1	
	11ML0309	1.0926	11.2223	10.7258	95.1	
	11ML0310	1.1190	11.9496	11.3685	94.6	
	11ML0311	1.0948	11.5734	11.0205	94.7	

Blank is difference between initial and final weights.

	Initials	Date	Balance Serial #
Analyst (initial weights)	LM	5/4/2011	1120181839 (#5)
Analyst (final weights)	LD	5/5/2011	1120181839 (#5)

(Balance checks recorded in CRL logbook in room 1033.) (Mettler Toledo AG285)

Site.....: 10 Mile Drain/St. Clair Shores
TDF #.....: 05-314-002
Charge #.....: 03037.4.14.02.03.B5VE.000.002

	FASP Sample I.D Number (A)	WEIGHT OF DISH & SAMPLE			105 Deg (%Solids)	RPD
		DRIED DISH (g)	WET SAMPLE (g)	DRIED AT 105 Deg (g)		
	J BLK	0.9304		0.9304	0.0000	
	11ML0312	0.9310	16.4986	14.9244	89.9	
	11ML0313	0.9304	11.3780	9.9566	86.4	
	11ML0314	0.9292	11.1662	9.7348	86.0	
	11ML0315	0.9273	12.5240	11.8372	94.1	
	11ML0316	0.9225	12.3032	11.6124	93.9	
	11ML0317	0.9224	11.3246	10.5538	92.6	
	11ML0318	0.9219	12.0532	11.2761	93.0	
	11ML0319	0.9221	11.7564	10.9432	92.5	
	11ML0320	0.9257	13.5835	11.7620	85.6	
	11ML0321	0.9281	10.4080	10.1212	97.0	
	11ML0321-DUP	0.9289	10.6188	10.2587	96.3	0.71
	11ML0322	0.9310	11.3127	10.9538	96.5	
	11ML0323	0.9326	10.6105	9.8858	92.5	
	11ML0324	0.9359	15.8603	13.8350	86.4	
	11ML0325	0.9406	12.2409	11.3706	92.3	
	11ML0326	0.9375	12.0697	11.4708	94.6	
	11ML0327	0.9403	11.3386	10.8156	95.0	
	11ML0328	0.9382	11.9382	10.6038	87.9	
	11ML0329	0.9359	10.7302	9.6005	88.5	
	11ML0330	0.9358	11.8195	10.3871	86.8	
	11ML0331	0.9364	11.4633	10.9647	95.3	

Blank is difference between initial and final weights.

	Initials	Date	Balance Serial #
Analyst (initial weights)	SC	5/4/2011	1120181846 (#4)
Analyst (final weights)	SC	5/5/2011	1120181846 (#4)

(Balance checks recorded in CRL logbook in room 1033.) (Mettler Toledo AG285)

Site.....: 10 Mile Drain/St. Clair Shores
TDF #.....: 05-314-002
Charge #.....: 03037.4.14.02.03.B5VE.000.002

	FASP Sample I.D Number (A)	WEIGHT OF DISH & SAMPLE			105 Deg (%Solids)	RPD
		DRIED DISH (g)	WET SAMPLE (g)	DRIED AT 105 Deg (g)		
	K BLK	0.9213	[illegible]	0.9212	0.0001	
	11ML0332	0.9227	11.0854	10.2939	92.2	
	11ML0332-DUP	0.9277	11.7060	10.8639	92.2	0.03
	11ML0333	0.9272	12.1177	10.9727	89.8	
	11ML0334	0.9284	10.8394	9.4645	86.1	
	11ML0335	0.9281	15.8836	13.0042	80.7	
	11ML0336	0.9276	11.4770	9.2756	79.1	
	11ML0337	0.9281	13.6719	11.7892	85.2	
	11ML0338	0.9274	14.1679	12.5483	87.8	
	11ML0339	0.9258	14.7843	12.9423	86.7	
	11ML0353	0.9237	12.1502	11.6574	95.6	
	11ML0354	0.9254	11.3034	10.8917	96.0	
	11ML0355	0.9233	10.4706	9.8427	93.4	
	11ML0356	0.9220	11.0242	9.7489	87.4	
	11ML0357	0.9246	15.7940	14.0779	88.5	
	11ML0358	0.9273	10.8343	9.3317	84.8	
	11ML0359	0.9278	10.6161	8.5452	78.6	
	11ML0360	0.9271	11.0665	9.5895	85.4	
	11ML0361	0.9312	11.5303	9.9935	85.5	
	11ML0362	0.9329	11.6184	9.9043	84.0	
	11ML0363	0.9351	18.9302	16.9111	88.8	
	11ML0364	0.9334	16.5082	14.8372	89.3	

Blank is difference between initial and final weights.

	Initials	Date	Balance Serial #
Analyst (initial weights)	SC	5/4/2011	1120181846 (#4)
Analyst (final weights)	SC	5/5/2011	1120181846 (#4)

(Balance checks recorded in CRL logbook in room 1033.) (Mettler Toledo AG285)

Site.....: 10 Mile Drain/St. Clair Shores
TDF #.....: 05-314-002
Charge #.....: 03037.4.14.02.03.B5VE.000.002

	FASP Sample I.D Number (A)	WEIGHT OF DISH & SAMPLE			105 Deg (%Solids)	RPD
		DRIED DISH (g)	WET SAMPLE (g)	DRIED AT 105 Deg (g)		
	L BLK	0.9352		0.9352	0.0000	
	11ML0365	0.9365	10.2918	9.8396	95.2	
	11ML0366	0.9377	13.8274	13.1973	95.1	
	11ML0366-DUP	0.9379	12.1581	11.5848	94.9	0.23
	11ML0367	0.9354	11.3817	10.8256	94.7	
	11ML0368	0.9353	10.8596	10.3458	94.8	
	11ML0369	0.9310	10.6067	9.7100	90.7	
	11ML0370	0.9297	10.8451	9.4770	86.2	
	11ML0371	0.9299	13.1460	12.6302	95.8	
	11ML0372	0.9292	12.0721	11.1841	92.0	
	11ML0373	0.9285	10.9748	10.5565	95.8	
	11ML0374	0.9300	11.0336	10.4900	94.6	
	11ML0375	0.9330	13.5560	11.7779	85.9	
	11ML0376	0.9324	13.1286	11.2394	84.5	
	11ML0377	0.9325	14.1171	11.8233	82.6	
	11ML0378	0.9352	10.8061	9.1955	83.7	
	11ML0379	0.9333	10.3305	8.6009	81.6	
	11ML0380	0.9287	11.8899	10.4933	87.3	
	11ML0381	0.9301	11.3484	9.8360	85.5	
	11ML0382	0.9298	10.7360	9.1919	84.3	
	11ML0383	0.9332	10.9758	9.2296	82.6	
	11ML0384	0.9328	11.2567	9.2529	80.6	

Blank is difference between initial and final weights.

	Initials	Date	Balance Serial #
Analyst (initial weights)	SC	5/4/2011	1120181846 (#4)
Analyst (final weights)	SC	5/5/2011	1120181846 (#4)

(Balance checks recorded in CRL logbook in room 1033.) (Mettler Toledo AG285)

Site.....: 10 Mile Drain/St. Clair Shores
TDF #.....: 05-314-002
Charge #.....: 03037.4.14.02.03.B5VE.000.002

	FASP Sample I.D Number (A)	WEIGHT OF DISH & SAMPLE			105 Deg (%Solids)	RPD
		DRIED DISH (g)	WET SAMPLE (g)	DRIED AT 105 Deg (g)		
	M BLK	0.9269	[illegible]	0.9266	0.0003	
	11ML0385	0.9252	13.6330	11.2383	81.2	
	11ML0385-DUP	0.9209	11.6575	9.6509	81.3	0.19
	11ML0386	0.9186	11.0715	9.9376	88.8	
	11ML0387	0.9189	10.0121	8.7593	86.2	
	11ML0388	0.9202	12.2787	10.0870	80.7	
	11ML0389	0.9204	11.5490	9.3795	79.6	
	11ML0390	0.9214	10.8636	9.4501	85.8	
	11ML0391	0.9239	10.8264	9.6334	88.0	
	11ML0392	0.9272	10.2924	8.4760	80.6	
	11ML0393	0.9264	12.8100	11.5473	89.4	
	11ML0394	0.9284	13.5726	11.1418	80.8	
	11ML0395	0.9269	12.3096	9.9312	79.1	
	11ML0396	0.9241	12.8925	10.6951	81.6	
	11ML0397	0.9246	13.9203	11.3172	80.0	
	11ML0398	0.9240	11.6217	10.2690	87.4	
	11ML0399	0.9201	19.0933	15.4878	80.2	
	11ML0400	0.9204	11.6868	9.7493	82.0	
	11ML0401	0.9222	11.3756	10.1388	88.2	
	11ML0402	0.9225	14.8617	12.9862	86.5	
	11ML0403	0.9246	11.2594	9.7136	85.0	
	11ML0404	0.9272	13.8790	11.5003	81.6	

Blank is difference between initial and final weights.

	Initials	Date	Balance Serial #
Analyst (initial weights)	SC	5/3/2011	1120181846 (#4)
Analyst (final weights)	SC	5/4/2011	1120181846 (#4)

(Balance checks recorded in CRL logbook in room 1033.) (Mettler Toledo AG285)

Site.....: 10 Mile Drain/St. Clair Shores
TDF #.....: 05-314-002
Charge #.....: 03037.4.14.02.03.B5VE.000.002

	FASP Sample I.D Number (A)	WEIGHT OF DISH & SAMPLE			105 Deg (%Solids)	RPD
		DRIED DISH (g)	WET SAMPLE (g)	DRIED AT 105 Deg (g)		
	N BLK	0.9244		0.9244	0.0000	
	11ML0405	0.9264	14.3479	12.8950	89.2	
	11ML0405-DUP	0.9292	12.2375	11.1669	90.5	1.51
	11ML0406	0.9318	13.0330	11.6560	88.6	
	11ML0407	0.9313	11.6727	10.5627	89.7	
	11ML0408	0.9352	11.5427	9.5150	80.9	
	11ML0409	0.9347	12.1455	10.1450	82.2	
	11ML0410	0.9354	12.7263	10.9589	85.0	
	11ML0411	0.9334	12.1415	11.8071	97.0	
	11ML0412	0.9325	11.7280	11.3397	96.4	
	11ML0413	0.9301	11.3908	10.3393	89.9	
	11ML0414	0.9284	11.2795	10.1208	88.8	
	11ML0415	0.9244	12.9866	10.8364	82.2	
	11ML0416	0.9208	11.3352	9.4641	82.0	
	11ML0417	0.9240	12.0926	10.6881	87.4	
	11ML0418	0.9276	13.8953	11.8400	84.2	
	11ML0419	0.9279	10.7220	9.8621	91.2	
	11ML0420	0.9293	11.9285	10.9204	90.8	
	11ML0421	0.9278	12.7670	11.1524	86.4	
	11ML0422	0.9252	13.3542	11.7995	87.5	
	11ML0423	0.9216	12.1362	10.6757	87.0	
	11ML0424	0.9221	15.7712	13.8133	86.8	

Blank is difference between initial and final weights.

	Initials	Date	Balance Serial #
Analyst (initial weights)	SC	5/4/2011	1120181846 (#4)
Analyst (final weights)	SC	5/5/2011	1120181846 (#4)

(Balance checks recorded in CRL logbook in room 1033.) (Mettler Toledo AG285)

Site.....: 10 Mile Drain/St. Clair Shores
TDF #.....: 05-314-002
Charge #.....: 03037.4.14.02.03.B5VE.000.002

	FASP Sample I.D Number (A)	WEIGHT OF DISH & SAMPLE			105 Deg (%Solids)	RPD
		DRIED DISH (g)	WET SAMPLE (g)	DRIED AT 105 Deg (g)		
	O BLK	0.9287		0.9287	0.0000	
	11ML0425	0.9278	14.0122	12.3474	87.3	
	11ML0426	0.9286	10.8889	9.5243	86.3	
	11ML0427	0.9242	12.0373	10.5284	86.4	
	11ML0428	0.9204	10.8350	9.6947	88.5	
	11ML0429	0.9222	12.0156	10.7695	88.8	
	11ML0430	0.9190	11.5872	9.6463	81.8	
	11ML0431	0.9184	11.9353	10.4916	86.9	
	11ML0432	0.9161	12.3223	11.4303	92.2	
	11ML0433	0.9165	11.7839	11.1502	94.2	
	11ML0433-DUP	0.9195	13.0973	12.3431	93.8	0.39
	11ML0434	0.9228	11.2342	9.9717	87.8	
	11ML0435	0.9245	12.3854	10.5885	84.3	
	11ML0436	0.9274	12.1139	10.6921	87.3	
	11ML0437	0.9296	12.9689	12.5668	96.7	
	11ML0438	0.9313	10.8791	9.9956	91.1	
	11ML0439	0.9316	11.8232	10.8403	91.0	
	11ML0440	0.9285	12.2153	10.7456	87.0	
	11ML0441	0.9237	15.2384	13.0793	84.9	
	11ML0442	0.9223	14.5703	12.3737	83.9	
	11ML0443	0.9229	12.0885	10.1509	82.6	
	11ML0444	0.9229	14.0346	11.9896	84.4	

Blank is difference between initial and final weights.

	Initials	Date	Balance Serial #
Analyst (initial weights)	SC	5/4/2011	1120181846 (#4)
Analyst (final weights)	SC	5/5/2011	1120181846 (#4)

(Balance checks recorded in CRL logbook in room 1033.) (Mettler Toledo AG285)

Site.....: 10 Mile Drain/St. Clair Shores
TDF #.....: 05-314-002
Charge #.....: 03037.4.14.02.03.B5VE.000.002

	FASP Sample I.D Number (A)	WEIGHT OF DISH & SAMPLE			105 Deg (%Solids)	RPD
		DRIED DISH (g)	WET SAMPLE (g)	DRIED AT 105 Deg (g)		
	P BLK	0.9215		0.9217	-0.0002	
	11ML0445	0.9208	11.7765	10.2652	86.1	
	11ML0446	0.9208	10.8985	9.5607	86.6	
	11ML0447	0.9209	11.2256	9.8323	86.5	
	11ML0448	0.9291	13.9032	11.9518	85.0	
	11ML0449	0.9278	10.5352	9.7143	91.5	
	11ML0450	0.9291	10.6939	9.9801	92.7	
	11ML0451	0.9287	11.5960	10.6677	91.3	
	11ML0452	0.9272	11.4415	10.0512	86.8	
	11ML0453	0.9247	11.9481	10.1836	84.0	
	11ML0454	0.9242	12.9084	10.8920	83.2	
	11ML0455	0.9242	19.9311	18.3859	91.9	
	11ML0456	0.9226	11.4649	10.9676	95.3	
	11ML0457	0.9247	11.0035	10.4765	94.8	
	11ML0458	0.9236	12.2766	11.5308	93.4	
	11ML0458-DUP	0.9232	12.3416	11.6575	94.0	0.62
	11ML0459	0.9251	13.7420	12.6707	91.6	
	11ML0460	0.9235	10.5777	9.0610	84.3	
	11ML0461	0.9225	11.7114	11.1050	94.4	
	11ML0462	0.9232	13.1818	11.3868	85.4	
	11ML0463	0.9226	12.0609	10.6307	87.2	
	11ML0464	0.9213	10.5078	9.9795	94.5	

Blank is difference between initial and final weights.

	Initials	Date	Balance Serial #
Analyst (initial weights)	SC	5/4/2011	1120181846 (#4)
Analyst (final weights)	SC	5/5/2011	1120181846 (#4)

(Balance checks recorded in CRL logbook in room 1033.) (Mettler Toledo AG285)

Site.....: 10 Mile Drain/St. Clair Shores
TDF #.....: 05-314-002
Charge #.....: 03037.4.14.02.03.B5VE.000.002

	FASP Sample I.D Number (A)	WEIGHT OF DISH & SAMPLE			105 Deg (%Solids)	RPD
		DRIED DISH (g)	WET SAMPLE (g)	DRIED AT 105 Deg (g)		
	Q BLK	0.9331	[illegible]	0.9334	-0.0003	
	11ML0465	0.9315	11.6174	11.0162	94.4	
	11ML0466	0.9301	11.2689	10.3380	91.0	
	11ML0467	0.9295	11.4915	10.6237	91.8	
	11ML0468	0.9301	11.4735	10.0622	86.6	
	11ML0469	0.9296	10.9980	9.9463	89.6	
	11ML0470	0.9266	11.8464	11.0726	92.9	
	11ML0471	0.9248	10.6064	9.5400	89.0	
	11ML0471-DUP	0.9213	11.4606	10.2745	88.7	0.27
	11ML0472	0.9188	11.1492	9.6321	85.2	
	11ML0473	0.9158	12.2974	10.7305	86.2	
	11ML0474	0.9156	12.7451	11.1970	86.9	
	11ML0475	0.9174	11.2716	10.8946	96.4	
	11ML0476	0.9223	11.0939	10.6414	95.6	
	11ML0477	0.9250	11.8097	10.4837	87.8	
	11ML0478	0.9277	11.4616	10.2151	88.2	
	11ML0479	0.9266	12.7879	11.1387	86.1	
	11ML0480	0.9260	12.2965	10.5621	84.7	
	11ML0481	0.9286	14.0863	11.8923	83.3	
	11ML0482	0.9294	11.1892	9.6884	85.4	
	11ML0483	0.9281	11.0737	10.0522	89.9	
	11ML0484	0.9258	10.3659	9.2245	87.9	

Blank is difference between initial and final weights.

	Initials	Date	Balance Serial #
Analyst (initial weights)	SC	5/3/2011	1120181846 (#4)
Analyst (final weights)	SC	5/4/2011	1120181846 (#4)

(Balance checks recorded in CRL logbook in room 1033.) (Mettler Toledo AG285)

Site.....: 10 Mile Drain/St. Clair Shores
TDF #.....: 05-314-002
Charge #.....: 03037.4.14.02.03.B5VE.000.002

	FASP Sample I.D Number (A)	WEIGHT OF DISH & SAMPLE			105 Deg (%Solids)	RPD
		DRIED DISH (g)	WET SAMPLE (g)	DRIED AT 105 Deg (g)		
	R BLK	0.9166	[illegible]	0.9169	-0.0003	
	11ML0485	0.9124	14.4139	12.6119	86.7	
	11ML0486	0.9282	15.8960	13.6750	85.2	
	11ML0487	0.9303	12.9682	11.2951	86.1	
	11ML0488	0.9304	14.7330	12.6209	84.7	
	11ML0489	0.9207	11.2455	9.6832	84.9	
	11ML0490	0.9271	12.8953	10.8234	82.7	
	11ML0491	0.9332	15.2330	13.0255	84.6	
	11ML0492	0.9250	12.1919	10.3561	83.7	
	11ML0493	0.9216	16.9842	14.0810	81.9	
	11ML0494	0.9172	16.1926	14.4523	88.6	
	11ML0495	0.9136	10.5686	3.6049	27.9	
	11ML0496	0.9147	10.5354	9.6938	91.3	
	11ML0497	0.9160	11.4676	10.0821	86.9	
	11ML0498	0.9169	14.0502	11.3927	79.8	
	11ML0499	0.9193	11.6638	10.1338	85.8	
	11ML0500	0.9230	11.2252	9.7774	85.9	
	11ML0501	0.9265	18.0086	15.5187	85.4	
	11ML0502	0.9317	11.5736	10.9159	93.8	
	11ML0503	0.9302	12.0026	11.2110	92.9	
	11ML0503-DUP	0.9270	11.4765	10.7468	93.1	0.25
	11ML0504	0.9245	11.2953	9.7732	85.3	

Blank is difference between initial and final weights.

	Initials	Date	Balance Serial #
Analyst (initial weights)	SC	5/5/2011	1120181846 (#4)
Analyst (final weights)	SC	5/6/2011	1120181846 (#4)

(Balance checks recorded in CRL logbook in room 1033.) (Mettler Toledo AG285)

Site.....: 10 Mile Drain/St. Clair Shores
TDF #.....: 05-314-002
Charge #.....: 03037.4.14.02.03.B5VE.000.002

	FASP Sample I.D Number (A)	WEIGHT OF DISH & SAMPLE			105 Deg (%Solids)	RPD
		DRIED DISH (g)	WET SAMPLE (g)	DRIED AT 105 Deg (g)		
	S BLK	0.9228		0.9228	0.0000	
	11ML0505	0.9239	11.8131	10.2473	85.6	
	11ML0505-DUP	0.9243	15.7390	13.6630	86.0	0.43
	11ML0506	0.9248	12.1847	10.3876	84.0	
	11ML0507	0.9264	11.9858	10.2110	84.0	
	11ML0508	0.9289	13.2853	11.5472	85.9	
	11ML0509	0.9293	15.3682	13.3497	86.0	
	11ML0510	0.9314	12.5304	10.4548	82.1	
	11ML0511	0.9326	11.1266	10.1447	90.4	
	11ML0512	0.9345	11.3200	9.7796	85.2	
	11ML0513	0.9347	14.0727	11.5352	80.7	
	11ML0514	0.9368	12.9785	10.9703	83.3	
	11ML0515	0.9360	13.2316	10.7402	79.7	
	11ML0516	0.9356	13.7939	11.1704	79.6	
	11ML0517	0.9378	11.6603	10.1963	86.3	
	11ML0518	0.9350	10.9977	10.1331	91.4	
	11ML0519	0.9313	11.0995	10.3065	92.2	
	11ML0520	0.9284	13.8310	11.8697	84.8	
	11ML0521	0.9260	11.6017	9.7323	82.5	
	11ML0522	0.9269	10.4708	8.1513	75.7	
	11ML0523	0.9278	15.8769	13.8668	86.6	
	11ML0527	0.9276	11.0465	9.8540	88.2	

Blank is difference between initial and final weights.

	Initials	Date	Balance Serial #
Analyst (initial weights)	SC	5/5/2011	1120181846 (#4)
Analyst (final weights)	SC	5/6/2011	1120181846 (#4)

(Balance checks recorded in CRL logbook in room 1033.) (Mettler Toledo AG285)

Site.....: 10 Mile Drain/St. Clair Shores
TDF #.....: 05-314-002
Charge #.....: 03037.4.14.02.03.B5VE.000.002

	FASP Sample I.D Number (A)	WEIGHT OF DISH & SAMPLE			105 Deg (%Solids)	RPD
		DRIED DISH (g)	WET SAMPLE (g)	DRIED AT 105 Deg (g)		
	T BLK	0.9307		0.9307	0.0000	
	11ML0528	0.9272	12.0791	10.6823	87.5	
	11ML0528-DUP	0.9269	14.0030	12.5362	88.8	1.48
	11ML0529	0.9269	10.5604	9.5307	89.3	
	11ML0530	0.9307	11.4181	9.4149	80.9	
	11ML0531	0.9231	16.8394	14.6686	86.4	
	11ML0532	0.9244	14.5923	12.7086	86.2	
	11ML0533	0.9224	10.4961	9.9621	94.4	
	11ML0534	0.9218	10.4178	9.8722	94.3	
	11ML0535	0.9263	12.1672	10.5474	85.6	
	11ML0536	0.9221	10.7041	9.9963	92.8	
	11ML0537	0.9227	11.6030	10.0288	85.3	
	11ML0538	0.9225	10.4920	9.1131	85.6	
	11ML0539	0.9216	14.1634	12.6002	88.2	
	11ML0540	0.9209	11.1002	9.3617	82.9	
	11ML0541	0.9208	10.8559	8.9791	81.1	
	11ML0542	0.9193	13.4790	10.8166	78.8	
	11ML0543	0.9205	11.1630	8.4393	73.4	
	11ML0544	0.9220	11.2299	8.9191	77.6	
	11ML0545	0.9204	13.8506	12.3264	88.2	
	11ML0546	0.9180	11.0589	10.4138	93.6	
	11ML0547	0.9155	11.0050	10.4912	94.9	

Blank is difference between initial and final weights.

	Initials	Date	Balance Serial #
Analyst (initial weights)	SC	5/5/2011	1120181846 (#4)
Analyst (final weights)	SC	5/6/2011	1120181846 (#4)

(Balance checks recorded in CRL logbook in room 1033.) (Mettler Toledo AG285)

Site.....: 10 Mile Drain/St. Clair Shores
TDF #.....: 05-314-002
Charge #.....: 03037.4.14.02.03.B5VE.000.002

	FASP Sample I.D Number (A)	WEIGHT OF DISH & SAMPLE			105 Deg (%Solids)	RPD
		DRIED DISH (g)	WET SAMPLE (g)	DRIED AT 105 Deg (g)		
	U BLK	0.9355	[illegible]	0.9353	0.0002	
	11ML0548	0.9372	15.0535	12.7293	83.5	
	11ML0548-DUP	0.9422	13.0064	10.9507	83.0	0.69
	11ML0549	0.9392	11.2839	9.5934	83.7	
	11ML0550	0.9402	10.7054	9.5859	88.5	
	11ML0551	0.9401	11.1702	10.0204	88.8	
	11ML0552	0.9426	13.6808	11.2748	81.1	
	11ML0553	0.9432	11.2325	9.8379	86.4	

Blank is difference between initial and final weights.

	Initials	Date	Balance Serial #
Analyst (initial weights)	SC	5/5/2011	1120181846 (#4)
Analyst (final weights)	SC	5/6/2011	1120181846 (#4)

(Balance checks recorded in CRL logbook in room 1033.) (Mettler Toledo AG285)

Site.....: 10 Mile Drain/St. Clair Shores
TDF #.....: 05-314-002
Charge #.....: 03037.4.14.02.03.B5VE.000.002

	FASP Sample I.D Number (A)	WEIGHT OF DISH & SAMPLE			105 Deg (%Solids)	RPD
		DRIED DISH (g)	WET SAMPLE (g)	DRIED AT 105 Deg (g)		
	V BLK	0.9254	[illegible]	0.9255	-0.0001	
	11ML0558	1.1092	10.5350	9.0518	84.3	
	11ML0558-DUP	1.0954	12.6659	10.7807	83.7	0.66
	11ML0559	1.0961	11.6348	11.0764	94.7	
	11ML0560	1.0872	11.6446	10.8321	92.3	
	11ML0561	1.1114	13.1608	11.6929	87.8	
	11ML0562	1.1055	13.6063	11.6787	84.6	
	11ML0563	1.1127	14.0540	12.0145	84.2	
	11ML0564	1.0924	21.1648	17.8111	83.3	
	11ML0565	1.0927	11.9294	11.4630	95.7	
	11ML0566	1.1048	11.3481	10.6479	93.2	
	11ML0567	1.0965	14.7298	13.1988	88.8	
	11ML0568	1.1173	12.3624	11.4662	92.0	
	11ML0569	1.0935	14.4848	11.9482	81.1	
	11ML0570	1.0989	14.7896	12.1767	80.9	
	11ML0571	1.0877	13.7870	11.3996	81.2	
	11ML0572	1.0979	10.8301	10.3682	95.3	
	11ML0573	1.0915	12.1001	11.5558	95.1	
	11ML0574	1.1021	12.8671	10.5246	80.1	
	11ML0575	1.0812	11.9604	10.9574	90.8	
	11ML0576	1.0945	17.9548	16.0297	88.6	
	11ML0580	1.0930	13.8460	11.8523	84.4	

Blank is difference between initial and final weights.

	Initials	Date	Balance Serial #
Analyst (initial weights)	SC	5/17/2011	1120181846 (#4)
Analyst (final weights)	LD	5/18/2011	1120181846 (#4)

(Balance checks recorded in CRL logbook in room 1033.) (Mettler Toledo AG285)

Site.....: 10 Mile Drain/St. Clair Shores
TDF #.....: 05-314-002
Charge #.....: 03037.4.14.02.03.B5VE.000.002

	FASP Sample I.D Number (A)	WEIGHT OF DISH & SAMPLE			105 Deg (%Solids)	RPD
		DRIED DISH (g)	WET SAMPLE (g)	DRIED AT 105 Deg (g)		
	W BLK	1.0978		1.0977	0.0001	
	11ML0581	1.0951	11.7359	10.9402	92.5	
	11ML0582	1.0864	12.6347	11.7770	92.6	
	11ML0583	1.0811	12.2855	11.2648	90.9	
	11ML0584	1.0938	12.6644	11.1974	87.3	
	11ML0585	1.0993	11.2863	9.6876	84.3	
	11ML0586	1.0847	11.4778	9.5187	81.1	
	11ML0587	1.1092	12.9503	9.7801	73.2	
	11ML0588	1.0881	11.8479	10.0961	83.7	
	11ML0589	1.1095	14.1672	10.5892	72.6	
	11ML0590	1.2609	12.6947	9.8586	75.2	
	11ML0590-DUP	1.2671	13.3677	10.6483	77.5	3.05
	11ML0591	1.2786	13.5553	11.3615	82.1	
	11ML0592	1.2729	12.5706	9.5524	73.3	
	11ML0593	2.1980	17.8817	13.8946	74.6	
	11ML0594	2.1738	17.1614	12.9571	71.9	
	11ML0595	2.1918	17.2257	16.7579	96.9	
	11ML0596	2.2023	17.0738	13.9718	79.1	
	11ML0597	2.1956	18.1560	15.8193	85.4	
	11ML0598	2.2110	16.1148	14.0008	84.8	
	11ML0599	21.6494	32.7737	31.2184	86.0	
	11ML0602	24.8749	35.8700	34.6797	89.2	

Blank is difference between initial and final weights.

	Initials	Date	Balance Serial #
Analyst (initial weights)	LD	5/17/2011	1120181846 (#4)
Analyst (final weights)	LD	5/18/2011	1120181846 (#4)

(Balance checks recorded in CRL logbook in room 1033.) (Mettler Toledo AG285)

Site.....: 10 Mile Drain/St. Clair Shores
TDF #.....: 05-314-002
Charge #.....: 03037.4.14.02.03.B5VE.000.002

	FASP Sample I.D Number (A)	WEIGHT OF DISH & SAMPLE			105 Deg (%Solids)	RPD
		DRIED DISH (g)	WET SAMPLE (g)	DRIED AT 105 Deg (g)		
	X BLK	0.9282		0.9282	0.0000	
	11ML0603	0.9290	11.5005	9.9297	85.1	
	11ML0603-DUP	0.9292	12.5821	10.8768	85.4	0.26
	11ML0604	0.9341	12.3543	10.4457	83.3	
	11ML0605	0.9316	10.1747	9.3582	91.2	
	11ML0606	0.9310	11.4019	10.8222	94.5	
	11ML0607	0.9331	10.6840	10.1390	94.4	
	11ML0608	0.9350	12.3673	11.2321	90.1	
	11ML0609	0.9349	10.6739	9.8547	91.6	
	11ML0610	0.9270	10.8254	9.8556	90.2	
	11ML0611	0.9283	11.0719	9.4830	84.3	
	11ML0612	0.9282	11.3767	10.8404	94.9	
	11ML0613	0.9285	11.1230	10.6067	94.9	
	11ML0614	0.9323	11.1049	10.3886	93.0	
	11ML0615	0.9262	11.4317	10.1725	88.0	
	11ML0616	0.9260	12.1708	10.6737	86.7	

Blank is difference between initial and final weights.

	Initials	Date	Balance Serial #
Analyst (initial weights)	SC	5/17/2011	1120181846 (#4)
Analyst (final weights)	LD	5/18/2011	1120181846 (#4)

(Balance checks recorded in CRL logbook in room 1033.) (Mettler Toledo AG285)

Appendix C
Boring Logs

CH2MHILL	PROJECT NUMBER	BORING NUMBER
	419470.FI.01	TMD-001

SOIL BORING LOG

PROJECT :	Ten-Mile Drain - Source Area Investigation	LOCATION :	Corner of Harper & Bon Brae- east of Bon Brae- 24" water main
ELEVATION :		DRILLING CONTRACTOR	Coleman Engineering
DRILLING METHOD AND EQUIPMENT USED	DPT	Date:	4/11/2011
ATD WATER LEVEL : 7.2' bgs	START : 1031	END : 1125	LOGGER : G. Koster

DEPTH BELOW SURFACE (FT)	INTERVAL (FT)	RECOVERY (IN)	SAMPLE #/TYPE	SOIL DESCRIPTION: SOIL NAME, USCS GROUP SYMBOL, COLOR, MOISTURE CONTENT, RELATIVE DENSITY, OR CONSISTENCY, SOIL STRUCTURE, MINERALOGY.	USCS	COMMENTS: DEPTH OF CASING, DRILLING RATE, DRILLING FLUID LOSS, TESTS, AND INSTRUMENTATION. DRILLING ACTIONS/DRILLER COMMENTS. PID Readings: Breathing Zone: Above Core:
			TMD-SO-001/0-1 Time: 1042	0-0.5' Silty sand; moist; dense; dark reddish brown	SP	
				0.5'-2' Silty/sandy clay w/ some gravels; moist; dense; brown	CL	
	0-5'	39"	TMD-SO-001/2-3 Time: 1050			
				2'-4' Sand w/ some gravel; moist; desnse; brown	SP	
			TMD-SO-001/4-5 Time: 1052	4'-5' Silty clay; wet; soft to medium; brown	CL	
5						
						Very difficult drilling. Pulled out at 8.5' because of concern of not detecting if a strike had occurred.
	5-8.5'	53"	TMD-SO-001/6-7 Time: 1109	5'-8.5' Clay w/ gravel; dry to moist at 6.5'-7.8' to dry at 7.8' to 8.5'; dense to very dense; reddish brown	CL	
						Approximate Depth To Water
			TMD-SO-001/7-8 Time: 1113			Very difficult drilling. Pulled out at 8.5' because of concern of not detecting if a strike had occurred.
8.5						

End of Boring

CH2MHILL	PROJECT NUMBER	BORING NUMBER
	419470.FI.01	TMD-002

SOIL BORING LOG

PROJECT :	Ten-Mile Drain - Source Area Investigation	LOCATION :	Corner of Harper & Bon Brae- east of Bon Brae- 12" water main
ELEVATION :		DRILLING CONTRACTOR	Coleman Engineering
DRILLING METHOD AND EQUIPMENT USED	DPT	Date:	4/11/2011
ATD WATER LEVEL : 3.1' bgs	START : 1145	END: 1240	LOGGER : G. Koster

DEPTH BELOW SURFACE (FT)	INTERVAL (FT)	RECOVERY (IN)	SAMPLE #/TYPE	SOIL DESCRIPTION: SOIL NAME, USCS GROUP SYMBOL, COLOR, MOISTURE CONTENT, RELATIVE DENSITY, OR CONSISTENCY, SOIL STRUCTURE, MINERALOGY.	USCS	COMMENTS: DEPTH OF CASING, DRILLING RATE, DRILLING FLUID LOSS, TESTS, AND INSTRUMENTATION. DRILLING ACTIONS/DRILLER COMMENTS. PID Readings: Breathing Zone: Above Core:
				0-0.1' Topsoil		
	0-5'	32"	TMD-SO-002/0-1 Time:1218	0.1'-1.3' Clayey sand w/ some gravel; dry; medium to dense; brown to dark brown	SC	
				1.3'-2.7' Sandy Clay w/ gravel present; moist; stiff (low plasticity); brown	CL	
			TMD-SO-002/2-3 Time: 1221			
				NO RECOVERY - PRESUMED SAME AS BELOW	NA	Approximate Depth To Water
5						
			TMD-SO-002/5-6 Time: 1227	5'-6' Sand (fine to medium) w/ some gravel; saturated; loose; dark brown	SP	
	5-8.4'	36"	TMD-SO-002/6-7 Time: 1230			
				6'-8.4' Clay w/ gravel present; dry; very stiff (low plasticity); brown	CL	

End of Boring

CH2MHILL	PROJECT NUMBER	BORING NUMBER
	419470.FI.01	TMD-003

SOIL BORING LOG

PROJECT : Ten-Mile Drain - Source Area Investigation LOCATION : [redacted] Harper Ave. - 24" water main

ELEVATION : DRILLING CONTRACTOR Coleman Engineering

DRILLING METHOD AND EQUIPMENT USED DPT Date: 4/11/2011

ATD WATER LEVEL : 3.2' bgs START : 1300 END : 1417 LOGGER : G. Koster

DEPTH BELOW SURFACE (FT)	INTERVAL (FT)	RECOVERY (IN)	SAMPLE #/TYPE	SOIL DESCRIPTION SOIL NAME, USCS GROUP SYMBOL, COLOR, MOISTURE CONTENT, RELATIVE DENSITY, OR CONSISTENCY, SOIL STRUCTURE, MINERALOGY.	USCS	COMMENTS DEPTH OF CASING, DRILLING RATE, DRILLING FLUID LOSS, TESTS, AND INSTRUMENTATION. DRILLING ACTIONS/DRILLER COMMENTS PID Readings: Breathing Zone: Above Core:
	0-5'	60"	TMD-SO-003/0-1 Time: 1330	0-1' Silty/sandy clay; brown to dark brown	CL	
			TMD-SO-003/2-3 Time: 1337	1'-5' Silty/sandy clay w/ few gravels; moist; stiff to soft at 3'-5'; brown to grayish green	CL	Approximate Depth To Water
5			TMD-SO-003/4-5 Time: 1342			
			TMD-SO-003/5-6 Time: 1359			
	5-10'	23"		5'-10' Sandy/silty clay; moist to saturated; medium stiff; dark brown and grayish green	CL	
10			TMD-SO-003/10-11.3 Time: 1404	Clay; saturated; soft (low plasticity); light brown with grayish green	CL	
	10'-13'	38"	TMD-SO-003/11.3-12 Time: 1407	Clay w/ some gravel; dry; very stiff (high plasticity); brown	CL	
13						

End of Boring

CH2MHILL	PROJECT NUMBER	BORING NUMBER
	419470.FI.01	TMD-004

SOIL BORING LOG

PROJECT : Ten-Mile Drain - Source Area Investigation LOCATION : [redacted] Harper Avenue (12" water line)

ELEVATION : DRILLING CONTRACTOR Coleman Engineering

DRILLING METHOD AND EQUIPMENT USED DPT Date: 4/11/2011

ATD WATER LEVEL : N/A START : 1425 END : 1600 LOGGER : G. Koster

DEPTH BELOW SURFACE (FT)	INTERVAL (FT)	RECOVERY (IN)	SAMPLE #/TYPE	SOIL DESCRIPTION (SOIL NAME, USCS GROUP SYMBOL, COLOR, MOISTURE CONTENT, RELATIVE DENSITY, OR CONSISTENCY, SOIL STRUCTURE, MINERALOGY.)	USCS	COMMENTS (DEPTH OF CASING, DRILLING RATE, DRILLING FLUID LOSS, TESTS, AND INSTRUMENTATION. DRILLING ACTIONS/DRILLER COMMENTS) PID Readings: Breathing Zone: Above Core:
			TMD-SO-004/0-1 Time: 1452	0-0.5' Topsoil, heavy organics w/ some gravel; dry-moist; soft		
	0-5'	60"	TMD-SO-004/2-3 Time: 1500	0.5'-5' Sandy/silty clay; moist to wet; medium to stiff (highly plastic); brown to grayish green	CL	
			TMD-SO-004/4-5 Time: 1510			
5				5'-6.5' Sandy/silty clay; moist to wet; medium to stiff (highly plastic); brown to grayish green	CL	
			TMD-SO-004/6-7 Time: 1534			
	5-10'	38"	TMD-SO-004/7-8 Time: 1541			
				6.5'-10' Clay; dry; medium to stiff (lightly plastic); brown and grayish green	CL	
10						

End of Boring

CH2MHILL	PROJECT NUMBER 419470.FI.01	BORING NUMBER TMD-005

SOIL BORING LOG

PROJECT : Ten-Mile Drain - Source Area Investigation LOCATION : [redacted] Harper Avenue (24" water line)

ELEVATION : DRILLING CONTRACTOF Coleman Engineering

DRILLING METHOD AND EQUIPMENT USED : Date: 4/11/2011

ATD WATER LEVEL : 2.3' bgs 1610 END : 1715 LOGGER : G. Koster

DEPTH BELOW SURFACE (FT)	INTERVAL (FT)	RECOVERY (IN)	SAMPLE #/TYPE	SOIL DESCRIPTION (SOIL NAME, USCS GROUP SYMBOL, COLOR, MOISTURE CONTENT, RELATIVE DENSITY, OR CONSISTENCY, SOIL STRUCTURE, MINERALOGY.)	USCS	COMMENTS (DEPTH OF CASING, DRILLING RATE, DRILLING FLUID LOSS, TESTS, AND INSTRUMENTATION. DRILLING ACTIONS/DRILLER COMMENTS) PID Readings: Breathing Zone: Above Core:
	0-5'	60"	TMD-SO-005/0-1 Time: 1650	0-0.6' Topsoil; organics		
				0.6'-1.8' Gravel w/ some sand and debris (asphalt); dry; very dense (non-cohesive)	GM	
			TMD-SO-005/2-3 Time: 1633			Approximate Depth To Water
				1.8'-5' Clay w/ some gravel; moist; very stiff (very plastic)	CL	
5			TMD-SO-005/4-5 Time: 1637			
	5-10'	42"		NO RECOVERY - PRESUMED SAME AS ABOVE	N/A	
				6.5'-8' Clay w/ some gravel; saturated; very stiff (very plastic)	CL	
			TMD-SO-005/7.5-8.5 Time: 1658			
				8'-9.3' Sand; saturated; very dense (non-cohesive); brown to dark brown-black w/ black staining	SP	
			TMD-SO-005/8.5-9.5 Time: 1706			
				9.3'-10' Clay w/ some gravel (native); dry; very stiff (plastic); brown	CL	
10			TMD-SO-005/9.5-10 Time: 1710			

End of Boring

CH2MHILL	PROJECT NUMBER 419470.FI.01	BORING NUMBER TMD-006

SOIL BORING LOG

PROJECT : Ten-Mile Drain - Source Area Investigation LOCATION : Harper, South of Frazho (12" water line)

ELEVATION : DRILLING CONTRACTOR Coleman Engineering

DRILLING METHOD AND EQUIPMENT USED Geoprobe 6600 Series/Track Date: 4/12/2011

ATD WATER LEVEL : 5' bgs START : 1520 END : LOGGER : S. Chumney

DEPTH BELOW SURFACE (FT)	INTERVAL (FT)	RECOVERY (IN)	SAMPLE #/TYPE	SOIL DESCRIPTION: SOIL NAME, USCS GROUP SYMBOL, COLOR, MOISTURE CONTENT, RELATIVE DENSITY, OR CONSISTENCY, SOIL STRUCTURE, MINERALOGY.	USCS	COMMENTS: DEPTH OF CASING, DRILLING RATE, DRILLING FLUID LOSS, TESTS, AND INSTRUMENTATION. DRILLING ACTIONS/DRILLER COMMENTS. PID Readings: Breathing Zone: Above Core:
				0-0.3' Sandy topsoil; loose; brown		
				0.3'-0.7' Crushed concrete and asphalt		
			TMD-SO-006/1-2 Time: 1537			
	0.7'-5'	39"	TMD-SO-006/2-3 Time: 1544	0.7'-5' Sand (fine to medium) w/ trace gravel; moist becoming wet; medium dense; brown	SP	Note: Collected intervals measured from top of recovered core (39" rec) (0-5 interval)
5						Approximate Depth To Water
			TMD-SO-006/5-6 Time: 1557	5'-5.6' Sand (medium to coarse) w/ trace gravel; wet; medium dense; brown	SP	
			TMD-SO-006/6-7 Time: 1603			
	5-10'	60"		5.6'-10' Silty clay w/ trace sand and gravel; moist; stiff; brown	CL	Boring/utility locate measurements in question. Re-hand auguered and confirmed prior to drilling
10						

End of Boring

CH2MHILL	PROJECT NUMBER 419470.FI.01	BORING NUMBER TMD-007

SOIL BORING LOG

PROJECT : Ten-Mile Drain - Source Area Investigation LOCATION : [redacted] Harper Ave (24" water line)

ELEVATION : DRILLING CONTRACTOR Coleman Engineering

DRILLING METHOD AND EQUIPMENT USED : DPT Date: 4/12/2011

ATD WATER LEVEL : 10.5' bgs START : 940 END : 1305 LOGGER : G. Koster

DEPTH BELOW SURFACE (FT)	INTERVAL (FT)	RECOVERY (IN)	SAMPLE #/TYPE	SOIL DESCRIPTION (SOIL NAME, USCS GROUP SYMBOL, COLOR, MOISTURE CONTENT, RELATIVE DENSITY, OR CONSISTENCY, SOIL STRUCTURE, MINERALOGY.)	USCS	COMMENTS (DEPTH OF CASING, DRILLING RATE, DRILLING FLUID LOSS, TESTS, AND INSTRUMENTATION. DRILLING ACTIONS/DRILLER COMMENTS) PID Readings: Breathing Zone: Above Core:
			TMD-SO-007/0-1 Time: 1015	0-0.5' Topsoil, silty sand and organics some grave and asphalt inclusions		
	0-5'	60"	TMD-SO-007/2-3 Time: 1023	0.5'-5' Silty clay; dry to moist; very stiff (very plastic); brown	CL	
5			TMD-SO-007/4-5 Time: 1030			
			TMD-SO-007/6-7 Time: 1232	5'-7.5' Silty clay; moist to wet; soft (low plasticity); brown	CL	Pipe potentially encountered @ approx 6.3' offset boring location and re-pushed (offset and re-pushed of boring occurred twice)
	5-10'	49"	TMD-SO-007/7-8 Time: 1235			
10			TMD-SO-007/9-10 Time: 1240	7'5"-11'3" Clay w/ trace gravel; dry to slightly moist; stiff to very stiff; brown w/ some dark bluish gray	CL	
						Approximate Depth To Water
			TMD-SO-007/11-12 Time: 1243	11'3"-11'5" Sand (fine); wet; dense; light brown	SM	
	10-15'	60"		11'5"-12'9" Silty clay; moist; stiff to firm; brown	CL	
				12'9"-13'7" Sand; wet; medium dense; light brown	SM	
15				13'7"-15' Silty clay w/ trace sand and fine gravel (native); medium stiff; light brownish grey	CL	Attempted groundwater sample collection but tubing silted up and flow restricted/stopped

End of Boring

CH2MHILL	PROJECT NUMBER 419470.FI.01	BORING NUMBER TMD-008

SOIL BORING LOG

PROJECT : Ten-Mile Drain - Source Area Investigation LOCATION : [redacted] Harper Ave (12" water line)

ELEVATION : DRILLING CONTRACTOR Coleman Engineering

DRILLING METHOD AND EQUIPMENT USED DPT Date: 4/12/2011

ATD WATER LEVEL : 5' bgs START : 1315 END : 1500 LOGGER : G. Koster

DEPTH BELOW SURFACE (FT)	INTERVAL (FT)	RECOVERY (IN)	SAMPLE #/TYPE	SOIL DESCRIPTION (SOIL NAME, USCS GROUP SYMBOL, COLOR, MOISTURE CONTENT, RELATIVE DENSITY, OR CONSISTENCY, SOIL STRUCTURE, MINERALOGY.)	USCS	COMMENTS (DEPTH OF CASING, DRILLING RATE, DRILLING FLUID LOSS, TESTS, AND INSTRUMENTATION. DRILLING ACTIONS/DRILLER COMMENTS) PID Readings: Breathing Zone: Above Core:
			TMD-SO-008/0-1 Time: 1343	0-2' Silty sand w/ gravel; dry at top with increasing moisture at increase depth; medium density; brown	SM	
	0-5'	24"				
				NO RECOVERY - PRESUMED SAME AS ABOVE	N/A	
5						Approximate Depth To Water
				5'-6.9' Sand (coarse); saturated; very soft; brown w/ black staining	SW	
			TMD-SO-008/6-7 Time: 1350			
	5-10'	60"	TMD-SO-008/7-8 Time: 1400			
				69'-10' Silty clay w/ trace gravel; dry to moist; very stiff (low plasticity); brown	CL	
10						

End of Boring

CH2MHILL	PROJECT NUMBER 419470.FI.01	BORING NUMBER TMD-009

SOIL BORING LOG

PROJECT : Ten-Mile Drain - Source Area Investigation LOCATION : [redacted] Harper Ave (24" water line)

ELEVATION : DRILLING CONTRACTOR Coleman Engineering

DRILLING METHOD AND EQUIPMENT USED DPT Date: 4/13/2011

ATD WATER LEVEL : N/A START : 1015 END : 1135 LOGGER : G. Koster

DEPTH BELOW SURFACE (FT)	INTERVAL (FT)	RECOVERY (IN)	SAMPLE #/TYPE	SOIL DESCRIPTION (SOIL NAME, USCS GROUP SYMBOL, COLOR, MOISTURE CONTENT, RELATIVE DENSITY, OR CONSISTENCY, SOIL STRUCTURE, MINERALOGY.)	USCS	COMMENTS (DEPTH OF CASING, DRILLING RATE, DRILLING FLUID LOSS, TESTS, AND INSTRUMENTATION. DRILLING ACTIONS/DRILLER COMMENTS) PID Readings: Breathing Zone: Above Core:
				0-0.5/1' Topsoil, silty to clayey sand (fine) w/ little organics; moist	SM	Collected sample intervals measured from top of core liner - no material in 0-1' interval
			TMD-SO-009/1-2 Time: 1050	1-1.8' Silty clay w/ trace sand and gravel; moist; medium stiff; brown	CL	
	0-5'	49"	TMD-SO-009/2-3 Time: 1055	1.8-2.3' Crushed road slab and concrete; black		
				2.3'-5' Silty clay w/ trace sand and gravel; moist; medium stiff becoming firm; grey brown	CL	
			TMD-SO-009/4-5 Time: 1100			
5			TMD-SO-009/5-6 Time: 1120			
			TMD-SO-009/6-7 Time: 1123	5'-7.6' Silty clay w/ sand and trace gravel; moist; firm; grey brown	CL	
	5-10'	48"	TMD-SO-009/7-8 Time: 1128			
				7.6'-10' Silty clay w/ trace gravel and sand (native at 8.5'-9'); moist; stiff; greyish brown	CL	
10						

End of Boring

CH2MHILL	PROJECT NUMBER	BORING NUMBER
	419470.FI.01	TMD-010

SOIL BORING LOG

PROJECT : Ten-Mile Drain - Source Area Investigation LOCATION : [redacted] Harper Ave (12" water line)

ELEVATION : DRILLING CONTRACTOR Coleman Engineering

DRILLING METHOD AND EQUIPMENT USED DPT Date: 4/13/2011

ATD WATER LEVEL : 6' bgs START : 1140 END : 1240 LOGGER : G. Koster

DEPTH BELOW SURFACE (FT)	INTERVAL (FT)	RECOVERY (IN)	SAMPLE #/TYPE	SOIL DESCRIPTION: SOIL NAME, USCS GROUP SYMBOL, COLOR, MOISTURE CONTENT, RELATIVE DENSITY, OR CONSISTENCY, SOIL STRUCTURE, MINERALOGY.	USCS	COMMENTS: DEPTH OF CASING, DRILLING RATE, DRILLING FLUID LOSS, TESTS, AND INSTRUMENTATION. DRILLING ACTIONS/DRILLER COMMENTS. PID Readings: Breathing Zone: Above Core:
	0-5'	31"	TMD-SO-010/0-1 Time: 1149	0-2.6' Silty/clayey sand (medium w/ some coarse at 2'-2.6') w/ some gravel; moist; brown to dark brown	SM	
			TMD-SO-010/2-2.5 Time: 1220			
				NO RECOVERY - PRESUMED SAME AS ABOVE	N/A	
5						Approximate Depth To Water
	5-9'	48"	TMD-SO-010/6-7 Time: 1227	5'-7.3' Sand (coarse) w/ trace gravel; moist to saturdated; black staining 6.1-6.25'	SP	
			TMD-SO-010/7-8 Time: 1237			7-8' included 1.5" of sand and 10.5" of clay
				7.3'-9' Clay w/ trace gravel; dry to moist; very stiff; brown	CL	GW sample collected TMD-GW010/6
9						

End of Boring

CH2MHILL	PROJECT NUMBER 419470.FI.01	BORING NUMBER TMD-011

SOIL BORING LOG

PROJECT : Ten-Mile Drain - Source Area Investigation LOCATION : [redacted] Harper Ave (12" water line)

ELEVATION : DRILLING CONTRACTOR Coleman Engineering

DRILLING METHOD AND EQUIPMENT USED DPT Date: 4/13/2011

ATD WATER LEVEL : 2' bgs START : 1320 END : 1430 LOGGER : S. Chumney

DEPTH BELOW SURFACE (FT)	INTERVAL (FT)	RECOVERY (IN)	SAMPLE #/TYPE	SOIL DESCRIPTION (SOIL NAME, USCS GROUP SYMBOL, COLOR, MOISTURE CONTENT, RELATIVE DENSITY, OR CONSISTENCY, SOIL STRUCTURE, MINERALOGY.)	USCS	COMMENTS (DEPTH OF CASING, DRILLING RATE, DRILLING FLUID LOSS, TESTS, AND INSTRUMENTATION. DRILLING ACTIONS/DRILLER COMMENTS) PID Readings: Breathing Zone: Above Core:
			TMD-SO-011/0-1 Time: 1345	0-1' Sandy to silty clay w/ trace gravel; moist; medium stiff; brown	CL	
			TMD-SO-011/1-2 Time: 1348	1'-2.3' Sand (medium) w/ trace sand (coarse) and gravel; wet; medium dense; brown	SP	
	0-5'	29"				
				NO RECOVERY - PRESUMED SAME AS BELOW	N/A	
5						
			TMD-SO-011/5-6 Time: 1407	5'-6.3' Sand (fine to coarse) w/ trace gravel; wet; medium dense; brown	SW	
			TMD-SO-011/6-7 Time: 1410			
	5-10'					
				6.3'-10' Silty clay w/ trace sand and gravel; moist; stiff; grayish brown	CL	
10						

End of Boring

CH2MHILL	PROJECT NUMBER 419470.FI.01	BORING NUMBER TMD-012

SOIL BORING LOG

PROJECT : Ten-Mile Drain - Source Area Investigation LOCATION : [redacted] Harper Ave (24" water line)

ELEVATION : DRILLING CONTRACTOR Coleman Engineering

DRILLING METHOD AND EQUIPMENT USED DPT Date: 4/13/2011

ATD WATER LEVEL : 4.7' bgs START : 1520 END : 1625 LOGGER : G. Koster

DEPTH BELOW SURFACE (FT)	INTERVAL (FT)	RECOVERY (IN)	SAMPLE #/TYPE	SOIL DESCRIPTION: SOIL NAME, USCS GROUP SYMBOL, COLOR, MOISTURE CONTENT, RELATIVE DENSITY, OR CONSISTENCY, SOIL STRUCTURE, MINERALOGY.	USCS	COMMENTS: DEPTH OF CASING, DRILLING RATE, DRILLING FLUID LOSS, TESTS, AND INSTRUMENTATION. DRILLING ACTIONS/DRILLER COMMENTS. PID Readings: Breathing Zone: Above Core:
			TMD-SO-012/0-1 Time: 1548	0-0.5' Removed as grass plug. 0-6" Silty sand (medium) w/ gravel; dry; dark grayish brown	SM	Description is of 0-6" of recovery
				0.5'-2' Silty clay w/ trace gravel; dry; greenish brown	CL	
	0-5'	52"	TMD-SO-012/2-3 Time: 1552	2'-3.3' Silty clay w/ gravel; dry; dark greenish brown	CL	
				NO RECOVERY - PRESUMED SAME AS ABOVE	N/A	Approximate Depth To Water
5			TMD-SO-012/5-6 Time: 1607	5'-6' Clayey silt; wet; non-plastic; brownish black	ML	
			TMD-SO-012/6-7 Time: 1618			
	5-9'	49"		6'-9.1' Clay w/ trace gravel (native); very stiff; brown	CL	
9						

End of Boring

CH2MHILL	PROJECT NUMBER 419470.FI.01	BORING NUMBER TMD-013

SOIL BORING LOG

PROJECT : Ten-Mile Drain - Source Area Investigation LOCATION : [redacted] Harper Ave (12" water line)

ELEVATION : DRILLING CONTRACTOR Coleman Engineering

DRILLING METHOD AND EQUIPMENT USED DPT Date: 4/13/2011

ATD WATER LEVEL : 3' bgs START : 1640 END : 1805 LOGGER : G. Koster

DEPTH BELOW SURFACE (FT)	INTERVAL (FT)	RECOVERY (IN)	SAMPLE #/TYPE	SOIL DESCRIPTION (SOIL NAME, USCS GROUP SYMBOL, COLOR, MOISTURE CONTENT, RELATIVE DENSITY, OR CONSISTENCY, SOIL STRUCTURE, MINERALOGY.)	USCS	COMMENTS (DEPTH OF CASING, DRILLING RATE, DRILLING FLUID LOSS, TESTS, AND INSTRUMENTATION. DRILLING ACTIONS/DRILLER COMMENTS)
						PID Readings: Breathing Zone: Above Core:
						3" plug taken out prior to drilling
			TMD-SO-013/0-1 Time: 1668	0-0.8' Silty sand (medium) w/ organics; moist; dark brown	SM	
				0.8'-3.2' Sand (medium to coarse) w/ some gravel; moist to wet; brown to light brown	SP	
	0-5'	38"	TMD-SO-013/2-3 Time: 1702			
						Approximate Depth To Water
				NO RECOVERY - PRESUMED SAME AS ABOVE	N/A	
5						
			TMD-SO-013/5-6 Time: 1752	5'-6.3' Sand (medium to coarse) w/ some gravel; saturated; brown to light brown w/ some black staining	SP	
			TMD-SO-013/6-7 Time: 1759			
	5-10'	60"				
				6.3'-10' Clay w/ some gravel (native); dry; very stiff; brown	CL	
10						

End of Boring

CH2MHILL	PROJECT NUMBER	BORING NUMBER
	419470.FI.01	TMD-014

SOIL BORING LOG

PROJECT : Ten-Mile Drain - Source Area Investigation LOCATION : [redacted] Harper Ave (24" water line)

ELEVATION : DRILLING CONTRACTOR Coleman Engineering

DRILLING METHOD AND EQUIPMENT USED : DPT Date: 4/13/2011

ATD WATER LEVEL : 3' bgs START : 1810 END : 1910 LOGGER : G. Koster

DEPTH BELOW SURFACE (FT)	INTERVAL (FT)	RECOVERY (IN)	SAMPLE #/TYPE	SOIL DESCRIPTION (SOIL NAME, USCS GROUP SYMBOL, COLOR, MOISTURE CONTENT, RELATIVE DENSITY, OR CONSISTENCY, SOIL STRUCTURE, MINERALOGY.)	USCS	COMMENTS (DEPTH OF CASING, DRILLING RATE, DRILLING FLUID LOSS, TESTS, AND INSTRUMENTATION. DRILLING ACTIONS/DRILLER COMMENTS) PID Readings: Breathing Zone: Above Core:
			TMD-SO-014/0-1 Time: 1859	0-0.4' Silty sand (medium) w/ debris; moist to dry; soft	SM	3" grass plug removed
	0-5'	56"	TMD-SO-014/2-3 Time: 1901	0.4'-5' Clay w/ some gravel; dry; very stiff; brown	CL	Approximate Depth To Water
5			TMD-SO-014/4-5 Time: 1903			
	5-10'	48"	TMD-SO-014/6-7 Time: 1905	5'-9' Silty clay w/ some sand (medium) at end of core; water/wet; brown to dark brown 100"-108"	CL	
			TMD-SO-014/8-9 Time: 1907			
10				NO RECOVERY- PRESUMED SAME AS BELOW	NA	
			TMD-SO-014/10-11 Time: 1910			
	10-15'	60"	TMD-SO-014/12-13 Time: 1913	10'-13.1' Clayey sand; brown; fine to medium grained; saturdated; soft	SC	
			TMD-SO-014/13-14 Time: 1916			
15				13.1'-15' Clay; moist; firm (nonplastic); brown	CL	

End of Boring

CH2MHILL	PROJECT NUMBER	BORING NUMBER
	419470.FI.01	TMD-015

SOIL BORING LOG

PROJECT : Ten-Mile Drain - Source Area Investigation LOCATION : 16220 Harper Ave (Gas Station)

ELEVATION : DRILLING CONTRACTOR Coleman Engineering

DRILLING METHOD AND EQUIPMENT USED : DPT Date: 4/14/2011

ATD WATER LEVEL : 7.3' bgs START : 1100 END : 1205 LOGGER : G. Koster

DEPTH BELOW SURFACE (FT)	INTERVAL (FT)	RECOVERY (IN)	SAMPLE #/TYPE	SOIL DESCRIPTION (SOIL NAME, USCS GROUP SYMBOL, COLOR, MOISTURE CONTENT, RELATIVE DENSITY, OR CONSISTENCY, SOIL STRUCTURE, MINERALOGY.)	USCS	COMMENTS (DEPTH OF CASING, DRILLING RATE, DRILLING FLUID LOSS, TESTS, AND INSTRUMENTATION. DRILLING ACTIONS/DRILLER COMMENTS) PID Readings: Breathing Zone: Above Core:
				0-1' Silty sand (medium) w/ debris; dry; dark brownish red to brown	SM	
						0-3' was hand augered to ensure clearance of natural gas utility line. No sample core collected for this interval
				1'-5' Sand (medium to coarse); moist to saturated; brown		
	3'-5'	24"				
			TMD-SO-015/4-5 Time: 1138			
5					SW	
			TMD-SO-015/5-6 Time: 1143			
			TMD-SO-015/6-7 Time: 1150			
				5'-9' Sand (medium to coarse); moist to saturated; brown w/ some minimal organic staining at 6.5'		Approximate Depth To Water
	5-10'	40"				
				9'-10' Silty clay w/ trace gravel; dry; medium plasticity; dark greyish brown	CL	
10						
				NO RECOVERY- PRESUMED SAME AS BELOW	NA	
			TMD-SO-015/10-11 Time: 1200	11'-13.5' Sand (medium); saturated; brown	SW	
	10-15'	48"	TMD-SO-015/12-13 Time: 1203			12-13 straddled sand/clay interface
				13.5'-15' Clay; moist; very stiff (medium plasticity); greyish brown	CL	
15						

End of Boring

CH2MHILL	PROJECT NUMBER	BORING NUMBER
	419470.FI.01	TMD-016

SOIL BORING LOG

PROJECT : Ten-Mile Drain - Source Area Investigation LOCATION : North of manhole and slurry wall in front of dialysis clinic along Harper Ave.

ELEVATION : DRILLING CONTRACTOR Coleman Engineering

DRILLING METHOD AND EQUIPMENT USED : DPT Date: 4/14/2011

ATD WATER LEVEL : ~7.5' bgs START : 1300 END : 1345 LOGGER : S. Chumney

DEPTH BELOW SURFACE (FT)	INTERVAL (FT)	RECOVERY (IN)	SAMPLE #/TYPE	SOIL DESCRIPTION (SOIL NAME, USCS GROUP SYMBOL, COLOR, MOISTURE CONTENT, RELATIVE DENSITY, OR CONSISTENCY, SOIL STRUCTURE, MINERALOGY.)	USCS	COMMENTS (DEPTH OF CASING, DRILLING RATE, DRILLING FLUID LOSS, TESTS, AND INSTRUMENTATION. DRILLING ACTIONS/DRILLER COMMENTS)
						PID Readings: Breathing Zone: Above Core:
			TMD-SO-016/0-1 Time: 1310	0-0.7' Topsoil; silty to clayey sand (fine); dark brown		Note: Core logged measuring from top of recovered material
				0.7'-2.3' Silty clay w/ little sand lens at 1.8'-2' and trace gravel; moist; medium stiff to firm; light brown to light gray	CL	
	0-5'	40"	TMD-SO-016/2-3 Time: 1318	2.3'-2.9' Silty sandy clay w/ trace gravel; moist; firm; gray and brown	CL	
				2.9'-3.3' Silty sandy clay w/ trace gravel; moist; firm; dark gray	CL	
				NO RECOVERY - PRESUMED SAME AS ABOVE	N/A	
5						
				5'-6.2' Silty to sandy clay w/ trace gravel; moist; firm to soft; grey, dark grey and brown	CL	
			TMD-SO-016/6-7 Time: 1330	6.2'-7.5' Silty clay w/ little sand and wood at 7.5'; moist; firm; gray and brown mottled	CL	
	5-10'	40"				Approximate Depth To Water
				7.5'-8.4' Sand (fine); wet; medium dense; light brown	SP	
10						
			TMD-SO-016/10-11 Time: 1332	8.4'-12' Sand (fine to medium); wet; medium dense; light brown	SP	
			TMD-SO-016/11-12 Time: 1334			
	10-15'	60"	TMD-SO-016/12-13 Time: 1336			
				12'-15' Silty clay w/ trace sand and gravel; moist; medium stiff to firm; grey	CL	
15						

End of Boring

CH2MHILL

PROJECT NUMBER	BORING NUMBER
419470.FI.01	TMD-017

SOIL BORING LOG

PROJECT : Ten-Mile Drain - Source Area Investigation LOCATION : NE corner of Lakeland and Harper

ELEVATION : DRILLING CONTRACTOR Coleman Engineering

DRILLING METHOD AND EQUIPMENT USED : DPT Date: 4/14/2011

ATD WATER LEVEL : ~7' bgs START : 1430 END : 1550 LOGGER : G. Koster

DEPTH BELOW SURFACE (FT)	INTERVAL (FT)	RECOVERY (IN)	SAMPLE #/TYPE	SOIL DESCRIPTION (SOIL NAME, USCS GROUP SYMBOL, COLOR, MOISTURE CONTENT, RELATIVE DENSITY, OR CONSISTENCY, SOIL STRUCTURE, MINERALOGY.)	USCS	COMMENTS (DEPTH OF CASING, DRILLING RATE, DRILLING FLUID LOSS, TESTS, AND INSTRUMENTATION. DRILLING ACTIONS/DRILLER COMMENTS)
						PID Readings: Breathing Zone: Above Core:
			TMD-SO-017/0-1 Time: 1506	0-0.6' Silty sand (medium) w/ some organics; dry; dark greyish brown	SM	
	0-5'	41"		0.6'-2.9' Silty/sandy clay w/ some gravel; moist; firm (plastic); brown with greyish brown	CL	
			TMD-SO-017/2-3 Time: 1515			
				2.9'-3.6' Clayey sand (fine to medium); wet; medium dense; dark reddish brown	SC	
				NO RECOVERY - PRESUMED SAME AS ABOVE	N/A	
5				5'-5.4' Clayey sand (fine to medium); wet; medium dense; dark reddish brown	SC	
				5.4'-6.5' Silty clay; saturated; firm (very plastic); dark brown	CL	
			TMD-SO-017/6-7 Time: 1520			
				6.5'-7.5' Silty sand (fine to medium); saturated; medium dense; greyish brown	SM	Approximate Depth To Water
	5-10'	30"				
				NO RECOVERY - PRESUMED SAME AS ABOVE	N/A	Glanced off side of storm drain @ 9' angled bit just slightly but kept going
10						
			TMD-SO-017/10-11 Time: 1532			
				10.5'-13' Sand (fine to medium); saturated; low density; brown	SP	
	10-15'	60"	TMD-SO-017/12-13 Time: 1537			
			TMD-SO-017/13-14 Time: 1541			
				13'-15' Clay; moist; firm (plastic); purplish brown	CL	
15						

End of Boring

CH2MHILL

PROJECT NUMBER	BORING NUMBER
419470.FI.01	TMD-018

SOIL BORING LOG

PROJECT : Ten-Mile Drain - Source Area Investigation LOCATION : SE corner of Lakeland and Harper

ELEVATION : DRILLING CONTRACTOR Coleman Engineering

DRILLING METHOD AND EQUIPMENT USED : DPT Date: 4/14/2011

ATD WATER LEVEL : START : 1630 END : 1730 LOGGER : S. Chumney

DEPTH BELOW SURFACE (FT)	INTERVAL (FT)	RECOVERY (IN)	SAMPLE #/TYPE	SOIL DESCRIPTION SOIL NAME, USCS GROUP SYMBOL, COLOR, MOISTURE CONTENT, RELATIVE DENSITY, OR CONSISTENCY, SOIL STRUCTURE, MINERALOGY.	USCS	COMMENTS DEPTH OF CASING, DRILLING RATE, DRILLING FLUID LOSS, TESTS, AND INSTRUMENTATION. DRILLING ACTIONS/DRILLER COMMENTS PID Readings: Breathing Zone: Above Core:
			TMD-SO-018/0-1 Time: 1640	0-0.5' Topsoil; silty sand w/ some clay; dark brown	SM	
	0-5'	43"	TMD-SO-018/2-3 Time: 1646	0.5'-3.7' Silty clay w/ trace sand and gravel, sand (fine) seam at 2'-2.1', small cobble at 3.7'; moist; medium stiff becoming firm with depth; brown and grey	CL	Cobble at 3.7' prevented recovery
5				NO RECOVERY - PRESUMED SAME AS ABOVE	N/A	
			TMD-SO-018/6-7 Time: 1658	5'-7.4' Silty clay w/ little to some sand (fine) and trace gravel, crushed concrete at 5.5' and 6.8'; moist; firm; grey and brown with some dark grey	CL	
	5-10'	33"		7.4'-7.8' Sand (fine); slightly wet; medium dense; light brown	SP	
10				NO RECOVERY - PRESUMED SAME AS ABOVE	N/A	
			TMD-SO-018/10-11 Time: 1704	10'-12' Silty and sandy clay w/ sand (fine to medium) seam at 10.4' and 11.6'; wet; firm to soft; light grey and brown	CL	
			TMD-SO-018/11-12 Time: 1707			
	10-15'	48"	TMD-SO-018/12-13 Time: 1710			
15				12'-15' Silty clay w/ trace sand and gravel (native); moist; medium stiff; brownish grey	CL	

End of Boring

CH2MHILL

PROJECT NUMBER	BORING NUMBER
419470.FI.01	TMD-019

SOIL BORING LOG

PROJECT : Ten-Mile Drain - Source Area Investigation LOCATION : Just west of Harper @ Bon Brae intersection

ELEVATION : DRILLING CONTRACTOR Coleman Engineering

DRILLING METHOD AND EQUIPMENT USED DPT Date: 4/15/2011

ATD WATER LEVEL : 5.5' bgs START : 915 END : 1025 LOGGER : G. Koster

DEPTH BELOW SURFACE (FT)	INTERVAL (FT)	RECOVERY (IN)	SAMPLE #/TYPE	SOIL DESCRIPTION (SOIL NAME, USCS GROUP SYMBOL, COLOR, MOISTURE CONTENT, RELATIVE DENSITY, OR CONSISTENCY, SOIL STRUCTURE, MINERALOGY.)	USCS	COMMENTS (DEPTH OF CASING, DRILLING RATE, DRILLING FLUID LOSS, TESTS, AND INSTRUMENTATION. DRILLING ACTIONS/DRILLER COMMENTS PID Readings: Breathing Zone: Above Core:
				0-1' Concrete and road base gravel		
			TMD-SO-019/1-2 Time: 0938			
			TMD-SO-019/2-3 Time: 0940	1'-4.4' Sand (fine to medium); moist; medium dense; brown	SP	
	1-5'	41"				
5				NO RECOVERY - PRESUMED SAME AS ABOVE	NA	
			TMD-SO-019/5-6 Time: 0943			Approximate Depth To Water
				5'-8' Sand (fine to medium - clean fill); moist becoming slightly wet with depth; medium dense; light brown	SP	
	5-10'	36"	TMD-SO-019/7-8 Time: 0945			
				NO RECOVERY - PRESUMED SAME AS ABOVE	N/A	
10						
			TMD-SO-019/10-11 Time: 0957	10'-13' Sand (medium to coarse); wet; medium dense; light brown	SP	
	10-15'	36"	TMD-SO-019/12-13 Time: 0959			
				NO RECOVERY - PRESUMED SAME AS ABOVE	N/A	
15						
			TMD-SO-019/15-16 Time: 1020	15'-15.2' Sand (medium to coarse); wet; medium dense; light brown	SP	
	15'-20'			15.2'-20' Clay w/ trace gravel; soft to firm (very plastic); dark brownish gray	CL	
20						

End of Boring

CH2MHILL	PROJECT NUMBER	BORING NUMBER
	419470.FI.01	TMD-020

SOIL BORING LOG

PROJECT : Ten-Mile Drain - Source Area Investigation LOCATION : Along storm drain in front of [redacted] Bon Brae St.

ELEVATION : DRILLING CONTRACTOR Coleman Engineering

DRILLING METHOD AND EQUIPMENT USED : DPT Date: 4/15/2011

ATD WATER LEVEL : N/A START : 1045 END : 1220 LOGGER : G. Koster

DEPTH BELOW SURFACE (FT)	INTERVAL (FT)	RECOVERY (IN)	SAMPLE #/TYPE	SOIL DESCRIPTION (SOIL NAME, USCS GROUP SYMBOL, COLOR, MOISTURE CONTENT, RELATIVE DENSITY, OR CONSISTENCY, SOIL STRUCTURE, MINERALOGY.)	USCS	COMMENTS (DEPTH OF CASING, DRILLING RATE, DRILLING FLUID LOSS, TESTS, AND INSTRUMENTATION. DRILLING ACTIONS/DRILLER COMMENTS) PID Readings: Breathing Zone: Above Core:
				0-1' Concrete and gravel		
			TMD-SO-020/1-2 Time: 1146			
	1'-5'	36"	TMD-SO-020/2-3 Time: 1150	1'-4' Sand (fine to medium); moist; medium dense; light brown	SP	
5				NO RECOVERY - PRESUMED SAME AS ABOVE	N/A	
			TMD-SO-020/6-7 Time: 1156	5'-6.7' Sand (find to medium); moist; medium dense; light brown	SP	
10	5-10'	21"		NO RECOVERY - PRESUMED SAME AS ABOVE	N/A	
			TMD-SO-020/10-11 Time: 1204	11'-11.7' Sand (fine to medium); moist; medium dense; light brown	SP	
				11.7'-12.2' Gravel w/ some sand (1" or less) @ 11.2'; dry; loose	GP	
	10-15'	54"	TMD-SO-020/11.7-12.7 Time: 1209			
15				12.2'-15' Clay w/ trace gravel; moist; soft to firm (very plastic); grey	CL	

End of Boring

CH2MHILL	PROJECT NUMBER	BORING NUMBER
	419470.FI.01	TMD-021

SOIL BORING LOG

PROJECT : Ten-Mile Drain - Source Area Investigation LOCATION : Sewer in front of [redacted] Bon Brae St.

ELEVATION : DRILLING CONTRACTOR : Coleman Engineering

DRILLING METHOD AND EQUIPMENT USED : DPT Date: 4/15/2011

ATD WATER LEVEL : N/A START : 1230 END : 1315 LOGGER : S. Chumney

DEPTH BELOW SURFACE (FT)	INTERVAL (FT)	RECOVERY (IN)	SAMPLE #/TYPE	SOIL DESCRIPTION (SOIL NAME, USCS GROUP SYMBOL, COLOR, MOISTURE CONTENT, RELATIVE DENSITY, OR CONSISTENCY, SOIL STRUCTURE, MINERALOGY.)	USCS	COMMENTS (DEPTH OF CASING, DRILLING RATE, DRILLING FLUID LOSS, TESTS, AND INSTRUMENTATION. DRILLING ACTIONS/DRILLER COMMENTS) PID Readings: Breathing Zone: Above Core:
			TMD-SO-021/0-1 Time: 1252	0-0.6' Topsoil, silt and sand (fine); dark brown	ML	
				0.6'-2' Sandy/silty clay; brown; medium stiff; dry; trace gravel	CL	
	0'-5'	60"	TMD-SO-021/2-3 Time: 1255			
				2'-5' Silty clay w/ trace sand and gravel; moist; medium stiff to stiff; brown with some reddish brown and light grey	CL	
			TMD-SO-021/4-5 Time: 1257			
5						
				5'-7.1' Silty clay w/ trace to little sand and trace gravel; moist; stiff becoming firm; greyish brown becoming reddish brown	CL	
			TMD-SO-021/6-7 Time: 1307			
	5-10'	48"	TMD-SO-021/7-8 Time: 1310	7.1'-7.5' Silty clay w/ trace sand and gravel; firm to soft; grey	CL	
				7.5'-10' Silty clay w/ trace sand and gravel; moist; stiff; greyish and reddish brown	CL	
10						
	10-15'	60"		10'-15' Silty clay w/ trace sand and gravel; moist; stiff; greyish and reddish brown	CL	
15						

End of Boring

CH2MHILL	PROJECT NUMBER 419470.FI.01	BORING NUMBER TMD-022

SOIL BORING LOG

PROJECT : Ten-Mile Drain - Source Area Investigation LOCATION : Water line in front of [redacted] Bon Brae

ELEVATION : DRILLING CONTRACTOR Coleman Engineering

DRILLING METHOD AND EQUIPMENT USED DPT Date: 4/15/2011

ATD WATER LEVEL : N/A START : 1335 END : 1440 LOGGER : G. Koster

DEPTH BELOW SURFACE (FT)	INTERVAL (FT)	RECOVERY (IN)	SAMPLE #/TYPE	SOIL DESCRIPTION (SOIL NAME, USCS GROUP SYMBOL, COLOR, MOISTURE CONTENT, RELATIVE DENSITY, OR CONSISTENCY, SOIL STRUCTURE, MINERALOGY.)	USCS	COMMENTS (DEPTH OF CASING, DRILLING RATE, DRILLING FLUID LOSS, TESTS, AND INSTRUMENTATION. DRILLING ACTIONS/DRILLER COMMENTS) PID Readings: Breathing Zone: Above Core:
			TMD-SO-022/0-1 Time: 1413	0-1' Silty sand (medium grading to very fine) w/ top 6" organics; moist; soft; dark brown grading to light brown	SM	
				1'-2.6' Clay; dry; firm (very plastic); light brown	CL	
	0-5'	39"	TMD-SO-022/2-3 Time: 1419	2.6'-3.2' Silty clay; moist to wet; soft; dark greyish brown	CL	
				NO RECOVERY - PRESUMED SAME AS ABOVE	N/A	
5						
			TMD-SO-022/5-6 Time: 1429			
			TMD-SO-022/6-7 Time: 1433			
	5-10'	60"		5'-10' Clay w/ rock at 7.3'-7.5'; dry; firm; brown	CL	
10						

End of Boring

CH2MHILL	PROJECT NUMBER 419470.FI.01	BORING NUMBER TMD-023

SOIL BORING LOG

PROJECT : Ten-Mile Drain - Source Area Investigation LOCATION : West of slurry wall on Bon Brae west of Harper

ELEVATION : DRILLING CONTRACTOR Coleman Engineering

DRILLING METHOD AND EQUIPMENT USED : DPT Date: 4/15/2011

ATD WATER LEVEL : 9' bgs START : 1505 END : 1620 LOGGER : G. Koster

DEPTH BELOW SURFACE (FT)	INTERVAL (FT)	RECOVERY (IN)	SAMPLE #/TYPE	SOIL DESCRIPTION (SOIL NAME, USCS GROUP SYMBOL, COLOR, MOISTURE CONTENT, RELATIVE DENSITY, OR CONSISTENCY, SOIL STRUCTURE, MINERALOGY.)	USCS	COMMENTS (DEPTH OF CASING, DRILLING RATE, DRILLING FLUID LOSS, TESTS, AND INSTRUMENTATION. DRILLING ACTIONS/DRILLER COMMENTS) PID Readings: Breathing Zone: Above Core:
				0-1' Concrete and road base gravel		
			TMD-SO-023/1-2 Time: 1551	1'-3' Sand (fine to medium-backfill); moist; medium dense; light brown	SP	
			TMD-SO-023/2-3 Time: 1555			
	1'-5'	36"		NO RECOVERY - PRESUMED SAME AS ABOVE	N/A	
5						
			TMD-SO-023/6-7 Time: 1601	5'-7.5' Sand (fine to medium-backfill); wet; medium density; light brown	SP	
	5-10'	30"				
						Approximate Depth To Water
				NO RECOVERY - PRESUMED SAME AS ABOVE	N/A	
10						
			TMD-SO-023/11-12 Time: 1620	10'-11' Sand (fine to medium-backfill); wet; medium dense; light brown	SP	
	10-15'	48"	TMD-SO-023/12-13 Time: 1625			
				11'-15' Clay w/ trace gravel (native); wet-saturated; very plastic; gray	CL	
15						

End of Boring

CH2MHILL	PROJECT NUMBER	BORING NUMBER
	419470.FI.01	TMD-024

SOIL BORING LOG

PROJECT : Ten-Mile Drain - Source Area Investigation LOCATION : Bon Brae between alley and Harper, west of Harper

ELEVATION : DRILLING CONTRACTOR Coleman Engineering

DRILLING METHOD AND EQUIPMENT USED : DPT Date: 4/15/2011

ATD WATER LEVEL : 5' bgs START : 1620 END : 1730 LOGGER : G. Koster

DEPTH BELOW SURFACE (FT)	INTERVAL (FT)	RECOVERY (IN)	SAMPLE #/TYPE	SOIL DESCRIPTION (SOIL NAME, USCS GROUP SYMBOL, COLOR, MOISTURE CONTENT, RELATIVE DENSITY, OR CONSISTENCY, SOIL STRUCTURE, MINERALOGY.)	USCS	COMMENTS (DEPTH OF CASING, DRILLING RATE, DRILLING FLUID LOSS, TESTS, AND INSTRUMENTATION. DRILLING ACTIONS/DRILLER COMMENTS) PID Readings: Breathing Zone: Above Core:
				0-1' concrete and road base gravel		
			TMD-SO-024/1-2 Time: 1646			
	1'-5'	36"	TMD-SO-024/2-3 Time: 1649	1'-4' Sand (fine to medium); moist; medium dense; light brown	SP	
				NO RECOVERY - PRESUMED SAME AS ABOVE	N/A	
5						Approximate Depth To Water
				5'-6' Sand (fine to medium); moist; medium dense; light brown	SP	
			TMD-SO-024/6-7 Time: 1652	6-7' Sand (fine to medium); wet; medium dense; light brown	SP	
	5-10'	18"				
10				NO RECOVERY - PRESUMED SAME AS ABOVE	N/A	
	10-15'	30"				
			TMD-SO-024/12.5-13.5 Time: 1658	12.5'-13' Sand (fine to medium); wet; medium dense; light brown	SP	
			TMD-SO-024/13.5-14.5 Time: 1702	12.5-15' Clay w/ trace gravel; moist; soft to firm (very plastic); brownish gray	CL	
15						

End of Boring

CH2MHILL	PROJECT NUMBER 419470.FI.01	BORING NUMBER TMD-025

SOIL BORING LOG

PROJECT : Ten-Mile Drain - Source Area Investigation LOCATION : Sewer east of Harper, south side of Bon Brae

ELEVATION : DRILLING CONTRACTOR Coleman Engineering

DRILLING METHOD AND EQUIPMENT USED DPT Date: 4/16/2011

ATD WATER LEVEL : N/A START : 1440 1552 LOGGER : G. Koster

DEPTH BELOW SURFACE (FT)	INTERVAL (FT)	RECOVERY (IN)	SAMPLE #/TYPE	SOIL DESCRIPTION (SOIL NAME, USCS GROUP SYMBOL, COLOR, MOISTURE CONTENT, RELATIVE DENSITY, OR CONSISTENCY, SOIL STRUCTURE, MINERALOGY.)	USCS	COMMENTS (DEPTH OF CASING, DRILLING RATE, DRILLING FLUID LOSS, TESTS, AND INSTRUMENTATION. DRILLING ACTIONS/DRILLER COMMENTS) PID Readings: Breathing Zone: Above Core:
				0-1' Concrete and gravel		
			TMD-SO-025/1-2 Time: 1507	1'-1.5' Sand (fine) w/ trace gravel; moist; mediume dense; brown	SP	
				1.5'-2' Silty sand (medium); wet; hard; dark grey brown	SM	
			TMD-SO-025/2-3 Time: 1511	2'-2.9' Clay; moist to wet; soft to firm; greenish brown w/ staining at 2.3'	CL	
	1-5'	34"				
5				NO RECOVERY - PRESUMED SAME AS ABOVE	N/A	
			TMD-SO-025/6.3-7.3 Time: 1535	6.3'-7.3' Clayey sand (medium to coarse) w/ some gravel; wet; medium density	SC	
	5-10'	44"	TMD-SO-025/7.3-8.3 Time: 1538			
				7.3'-10' Clay w/ trace gravel; moist; very stiff (plastic); greyish brown	CL	
10						

End of Boring

CH2MHILL	PROJECT NUMBER	BORING NUMBER
	419470.FI.01	TMD-026

SOIL BORING LOG

PROJECT : Ten-Mile Drain - Source Area Investigation LOCATION : Verififcation of TMD-020

ELEVATION : DRILLING CONTRACTOR Coleman Engineering

DRILLING METHOD AND EQUIPMENT USED : DPT Date: 4/16/2011

ATD WATER LEVEL : N/A START: 1022 END : 1120 LOGGER : G. Koster

DEPTH BELOW SURFACE (FT)	INTERVAL (FT)	RECOVERY (IN)	SAMPLE #/TYPE	SOIL DESCRIPTION (SOIL NAME, USCS GROUP SYMBOL, COLOR, MOISTURE CONTENT, RELATIVE DENSITY, OR CONSISTENCY, SOIL STRUCTURE, MINERALOGY.)	USCS	COMMENTS (DEPTH OF CASING, DRILLING RATE, DRILLING FLUID LOSS, TESTS, AND INSTRUMENTATION. DRILLING ACTIONS/DRILLER COMMENTS) PID Readings: Breathing Zone: Above Core:
				0-1' Concrete and road base gravel. No sample core collected		
			TMD-SO-026/1-2 Time: 1054	1'-1.9' Sand (fine to medium) w/ trace gravel; moist; medium dense; reddish brown	SP	
			TMD-SO-026/2-3 Time: 1058	1.9'-2.9' Sand (fine to medium) w/ trace gravel; moist; medium dense; light brown	SP	
	1'-5'	35"		NO RECOVERY - PRESUMED SAME AS ABOVE	N/A	
5						
			TMD-SO-026/6-7 Time: 1102	5'-7.1' Sand (fine to medium) w/ trace gravel; moist; medium dense; light brown	SP	
	5-10'	33"		7.1'-7.7' Gravel (approx. 1/4" diameter average size); wet; loose	GM	
				NO RECOVERY - PRESUMED SAME AS ABOVE	N/A	
10						
			TMD-SO-026/11.5-12 Time: 1111	11.5'-11.8' Gravel (approx. 1/4" diameter average size); wet; loose	GM	
	10-15'	42"		11.8'-15' Clay; moist; firm (plastic); gray	CL	
15						

End of Boring

CH2MHILL

PROJECT NUMBER	BORING NUMBER
419470.FI.01	TMD-027

SOIL BORING LOG

PROJECT : Ten-Mile Drain - Source Area Investigation LOCATION : East of Harper on Bon Brae storm line

ELEVATION : DRILLING CONTRACTOR : Coleman Engineering

DRILLING METHOD AND EQUIPMENT USED : DPT Date: 4/16/2011

ATD WATER LEVEL : 10'bgs START: 1150 END : 1315 LOGGER : G. Koster

DEPTH BELOW SURFACE (FT)	INTERVAL (FT)	RECOVERY (IN)	SAMPLE #/TYPE	SOIL DESCRIPTION (SOIL NAME, USCS GROUP SYMBOL, COLOR, MOISTURE CONTENT, RELATIVE DENSITY, OR CONSISTENCY, SOIL STRUCTURE, MINERALOGY.)	USCS	COMMENTS (DEPTH OF CASING, DRILLING RATE, DRILLING FLUID LOSS, TESTS, AND INSTRUMENTATION. DRILLING ACTIONS/DRILLER COMMENTS)
				0-1' Concrete and road base gravel. No sample core collected		PID Readings: Breathing Zone: Above Core:
			TMD-SO-027/1-2 Time: 1221			
			TMD-SO-027/2-3 Time: 1225	1'-4' Sand (coarse to medium-top 1' grading to medium to fine) w/ 30% gravel; moist; medium dense; brown	SW	
	1'-5'	37"				
				NO RECOVERY - PRESUMED SAME AS ABOVE	N/A	
5						
			TMD-SO-027/6-7 Time: 1232	5'-7.5' Sand (fine to medium) w/ trace gravel; moist; medium dense; brown	SP	
	5-10'	30"				
10				NO RECOVERY - PRESUMED SAME AS ABOVE	N/A	Approximate Depth To Water
	10-15'	34"	TMD-SO-027/12-13 Time: 1244	12'-12.8' Sand (fine to medium, coarse last 2"); wet; medium dense; brown w/ oil sheen	SP	
				12.8'-14' Gravel; wet; loose; oil sheen throughout	GP	
			TMD-SO-027/14-15 Time: 1246	14'-15' Clay; moist; stiff; gray; native	CL	
15						

End of Boring

CH2MHILL	PROJECT NUMBER	BORING NUMBER
	419470.FI.01	TMD-028

SOIL BORING LOG

PROJECT : Ten-Mile Drain - Source Area Investigation
LOCATION : Sewer line, just east of Harper on north side of Bon Brae
ELEVATION :
DRILLING CONTRACTOR : Coleman Engineering
DRILLING METHOD AND EQUIPMENT USED : DPT
Date: 4/16/2011
ATD WATER LEVEL : N/A
START: 1320
END : 1430
LOGGER : G. Koster

DEPTH BELOW SURFACE (FT)	INTERVAL (FT)	RECOVERY (IN)	SAMPLE #/TYPE	SOIL DESCRIPTION (SOIL NAME, USCS GROUP SYMBOL, COLOR, MOISTURE CONTENT, RELATIVE DENSITY, OR CONSISTENCY, SOIL STRUCTURE, MINERALOGY.)	USCS	COMMENTS (DEPTH OF CASING, DRILLING RATE, DRILLING FLUID LOSS, TESTS, AND INSTRUMENTATION. DRILLING ACTIONS/DRILLER COMMENTS) PID Readings: Breathing Zone: Above Core:
				0-1' concrete and road base gravel. No sample core collected		
			TMD-SO-028/1-2 Time: 1343	1'-2' Silty sand (fine to medium); moist to wet; medium dense; brown	SM	
			TMD-SO-028/2-3 Time: 1351	2'-3.2' Sand (fine to medium); moist; medium dense; brown	SP	
	1'-5'	32"		NO RECOVERY - PRESUMED SAME AS ABOVE	N/A	
5				5'-6' Sand (fine to medium); moist; medium dense; brown	SP	
			TMD-SO-028/6-7 Time: 1356	6'-7.3' Clay; soft (plastic); bi-color gray and brown	CL	
	5-10'	27"48"		NO RECOVERY - PRESUMED SAME AS ABOVE	N/A	
10						
			TMD-SO-028/11-12 Time: 1412	11'-11.4' Clay; moist; soft (plastic); bi-color gray and brown	CL	
				11.4'-12.3' Sand (fine); wet; medium dense; brown	SP	Not enough GW for sample
	10-15'	34"	TMD-SO-028/12-13 Time: 1415			
				12.3'-15' Clay; grayish brown	CL	
15						

End of Boring

CH2MHILL

PROJECT NUMBER	BORING NUMBER
419470.FI.01	TMD-029

SOIL BORING LOG

PROJECT : Ten-Mile Drain - Source Area Investigation LOCATION : Bon Brae near car wash entrance

ELEVATION : DRILLING CONTRACTOR : Coleman Engineering

DRILLING METHOD AND EQUIPMENT USED : DPT Date: 4/16/2011

ATD WATER LEVEL : 5.5' bgs START: 1555 1715 LOGGER : G. Koster

DEPTH BELOW SURFACE (FT)	INTERVAL (FT)	RECOVERY (IN)	SAMPLE #/TYPE	SOIL DESCRIPTION (SOIL NAME, USCS GROUP SYMBOL, COLOR, MOISTURE CONTENT, RELATIVE DENSITY, OR CONSISTENCY, SOIL STRUCTURE, MINERALOGY.)	USCS	COMMENTS (DEPTH OF CASING, DRILLING RATE, DRILLING FLUID LOSS, TESTS, AND INSTRUMENTATION. DRILLING ACTIONS/DRILLER COMMENTS)
				0-1' Concrete and road base gravel. No sample core collected		PID Readings: Breathing Zone: Above Core:
			TMD-SO-029/1-2 Time: 1625			
			TMD-SO-029/2-3 Time: 1628	1'-4.3' Sand (fine) w/ trace gravel and coarse sand; moist; medium dense; light brown	SP	
	0-5'	40"				
				NO RECOVERY - PRESUMED SAME AS ABOVE	N/A	
5						Approximate Depth To Water
				5'-6.8' Sand (fine) w/ trace gravel; moist becoming wet; medium dense; light brown	SP	
			TMD-SO-029/6-7 Time: 1632			
	5-10'	33"		6.8'-7.7' Gravel (fine-pea gravel w/ little coarse sand); wet; loose; grey	GP	
10				NO RECOVERY - PRESUMED SAME AS ABOVE	N/A	
	10-15'	37"		11.9'-14.1' Gravel (fine-pea gravel w/ little coarse sand); wet; loose; grey	GP	
			TMD-SO-029/14.1-15 Time: 1645	14.1'-15' Silty clay w/ trace sand and gravel; moist; medium stiff; light brown and grey	CL	
15						

End of Boring

CH2MHILL	PROJECT NUMBER	BORING NUMBER
	419470.FI.01	TMD-030

SOIL BORING LOG

PROJECT : Ten-Mile Drain - Source Area Investigation LOCATION : Bon Brae - East of car wash entrance

ELEVATION : DRILLING CONTRACTOR Coleman Engineering

DRILLING METHOD AND EQUIPMENT USED : DPT Date: 4/17/2011

ATD WATER LEVEL : 8' bgs START : 930 END : 1030 LOGGER : G. Koster

DEPTH BELOW SURFACE (FT)	INTERVAL (FT)	RECOVERY (IN)	SAMPLE #/TYPE	SOIL DESCRIPTION: SOIL NAME, USCS GROUP SYMBOL, COLOR, MOISTURE CONTENT, RELATIVE DENSITY, OR CONSISTENCY, SOIL STRUCTURE, MINERALOGY.	USCS	COMMENTS: DEPTH OF CASING, DRILLING RATE, DRILLING FLUID LOSS, TESTS, AND INSTRUMENTATION. DRILLING ACTIONS/DRILLER COMMENTS. PID Readings: Breathing Zone: Above Core:
				0-1' concrete and road base gravel		
			TMD-SO-030/1-2 Time: 0924			
	1-5'	42"	TMD-SO-030/2-3 Time: 0946	1'-5' Sand w/ trace gravel; moist; medium dense; light brown	SP	
5						
			TMD-SO-030/5-6 Time: 0948	5'-6.8' Sand w/ trace gravel; moist increasing with depth to wet; medium dense; light brown	SP	
			TMD-SO-030/6-7 Time: 1000			
	5-10'	22"			NA	Approximate Depth To Water
10				NO RECOVERY - PRESUMED SAME AS ABOVE		
				11.8-12.1' Clayey sand, fine to meduim grained; wet; loose to medium dense; grayish brown	SC	
	10-15'	36"	TMD-SO-030/12-13 Time: 1003	12.1-12.8' Sand, fine grained; wet; loose; light brown	SP	
				12.8-14.2' Gravel <1/2" dia.; wet; loose; (pea stone)	GP	
15			TMD-SO-030/14.2-15 Time: 1005	14.2-15' Clay ; moist; stiff; gray; plastic	CL	

End of Boring

CH2MHILL	PROJECT NUMBER	BORING NUMBER
	419470.FI.01	TMD-031

SOIL BORING LOG

PROJECT : Ten-Mile Drain - Source Area Investigation LOCATION : [redacted] Bon Brae - north sewer line Map (ID 41B)

ELEVATION : DRILLING CONTRACTOR Coleman Engineering

DRILLING METHOD AND EQUIPMENT USED : DPT Date: 4/17/2011

ATD WATER LEVEL : NA START : 1037 END : 1140 LOGGER : G. Koster

DEPTH BELOW SURFACE (FT)	INTERVAL (FT)	RECOVERY (IN)	SAMPLE #/TYPE	SOIL DESCRIPTION SOIL NAME, USCS GROUP SYMBOL, COLOR, MOISTURE CONTENT, RELATIVE DENSITY, OR CONSISTENCY, SOIL STRUCTURE, MINERALOGY.	USCS	COMMENTS DEPTH OF CASING, DRILLING RATE, DRILLING FLUID LOSS, TESTS, AND INSTRUMENTATION. DRILLING ACTIONS/DRILLER COMMENTS PID Readings: Breathing Zone: Above Core:
				0-1' concrete and road base gravel		
			TMD-SO-031/1-2 Time: 1058			
	1-5'	48"	TMD-SO-031/2-3 Time: 1102	1'-5' Sandy clay w/ some gravel; moist; stiff; plastic; rust to light brown;	CL	
			TMD-SO-031/4-5 Time: 1105			
5			TMD-SO-031/5-6 Time: 1136			
				5'-7.5' Clay w/ some gravel; dry; very stiff; brown (native)	CL	
	5-10'	30"				
				NO RECOVERY - PRESUMED SAME AS ABOVE	NA	
10				10-11' Clay w/ some gravel; dry; very stiff; plastic brown; native	CL	
	10-15'	60"				
				11-15' Clay w/ trace gravel; dry; firm; gray; plastic; native	CL	
15						

End of Boring

CH2MHILL	PROJECT NUMBER	BORING NUMBER
	419470.FI.01	TMD-032

SOIL BORING LOG

PROJECT : Ten-Mile Drain - Source Area Investigation LOCATION : [redacted] Bon Brae - storm sewer (Map ID 41)

ELEVATION : DRILLING CONTRACTOR : Coleman Engineering

DRILLING METHOD AND EQUIPMENT USED : DPT Date: 4/17/2011

ATD WATER LEVEL : 8' bgs START : 1155 END : 1255 LOGGER : G. Koster

DEPTH BELOW SURFACE (FT)	INTERVAL (FT)	RECOVERY (IN)	SAMPLE #/TYPE	SOIL DESCRIPTION (SOIL NAME, USCS GROUP SYMBOL, COLOR, MOISTURE CONTENT, RELATIVE DENSITY, OR CONSISTENCY, SOIL STRUCTURE, MINERALOGY.)	USCS	COMMENTS (DEPTH OF CASING, DRILLING RATE, DRILLING FLUID LOSS, TESTS, AND INSTRUMENTATION. DRILLING ACTIONS/DRILLER COMMENTS) PID Readings: Breathing Zone: Above Core:
				0-1' concrete and road base gravel		
			TMD-SO-032/1-2 Time: 1218			
	1-5'	36"	TMD-SO-032/2-3 Time: 1220	1-4' Sand (fine to med) w/ trace gravel; moist; medium dense; light brown	SP	
				NO RECOVERY - PRESUMED SAME AS ABOVE	NA	
5						
			TMD-SO-032/5-6 Time: 1224			
			TMD-SO-032/6-7 Time: 1232	5'-6.2' Sand w/ trace gravel; moist; medium dense; light brown	SP	
	5-10'	26"				Approximate Depth To Water
				NO RECOVERY - PRESUMED SAME AS ABOVE	NA	
10						
	10-15'	30"				
				12-14' Gravel <1/2" dia.; wet; loose; (pea stone)	GP	
			TMD-SO-032/14-15 Time: 1236	14-15' Clay w/ trace gravel ; moist; firm; gray; plastic	CL	
15						

End of Boring

CH2MHILL	PROJECT NUMBER	BORING NUMBER
	419470.FI.01	TMD-033

SOIL BORING LOG

PROJECT : Ten-Mile Drain - Source Area Investigation
LOCATION : [redacted] Bon Brae - N of MH at intersection with Bon Brae Court
ELEVATION :
DRILLING CONTRACTOR : Coleman Engineering
DRILLING METHOD AND EQUIPMENT USED : DPT
Date: 4/17/2011
ATD WATER LEVEL : NA
START : 1305
END : 1415
LOGGER : G. Koster

DEPTH BELOW SURFACE (FT)	INTERVAL (FT)	RECOVERY (IN)	SAMPLE #/TYPE	SOIL DESCRIPTION (SOIL NAME, USCS GROUP SYMBOL, COLOR, MOISTURE CONTENT, RELATIVE DENSITY, OR CONSISTENCY, SOIL STRUCTURE, MINERALOGY.)	USCS	COMMENTS (DEPTH OF CASING, DRILLING RATE, DRILLING FLUID LOSS, TESTS, AND INSTRUMENTATION. DRILLING ACTIONS/DRILLER COMMENTS) PID Readings: Breathing Zone: Above Core:
				0-1' concrete and road base gravel		
			TMD-SO-033/1-2 Time: 1329			
	1-5'	41"	TMD-SO-033/2-3 Time: 1333	1-4.4' Sand (fine to med) w/ some gravel; moist; medium dense; light brown	SP	
5				NO RECOVERY - PRESUMED SAME AS ABOVE	NA	5-10' liner stuck in drill rod and crinkled by extruder rod, but was salvaged for sampling
	5-10'	37"	TMD-SO-033/6.9-7.9 Time: 1406	6.9-7.9' Sand (fine to med) w/ some gravel; moist; medium dense; light brown	SP	
			TMD-SO-033/7.9-8.9 Time: 1410	7.9-10' Clay w/ trace gravel; dry; firm; grayish brown; plastic	CL	
10				NO RECOVERY - PRESUMED SAME AS ABOVE	NA	
				10.7-12' Clay w/ trace gravel; moist; stiff; grayish brown; plastic	CL	
	10-15'	60"				
				12-15' Clay w/ trace gravel; moist; stiff; gray; plastic	CL	
15						

End of Boring

CH2MHILL	PROJECT NUMBER 419470.FI.01	BORING NUMBER TMD-034

SOIL BORING LOG

PROJECT : Ten-Mile Drain - Source Area Investigation LOCATION : Bon Brae Court - south of manhole at north end

ELEVATION : DRILLING CONTRACTOR : Coleman Engineering

DRILLING METHOD AND EQUIPMENT USED DPT Date: 4/17/2011

ATD WATER LEVEL : NA START : 1430 END : 1510 LOGGER : S. Chumney

DEPTH BELOW SURFACE (FT)	INTERVAL (FT)	RECOVERY (IN)	SAMPLE #/TYPE	SOIL DESCRIPTION: SOIL NAME, USCS GROUP SYMBOL, COLOR, MOISTURE CONTENT, RELATIVE DENSITY, OR CONSISTENCY, SOIL STRUCTURE, MINERALOGY.	USCS	COMMENTS: DEPTH OF CASING, DRILLING RATE, DRILLING FLUID LOSS, TESTS, AND INSTRUMENTATION. DRILLING ACTIONS/DRILLER COMMENTS. PID Readings: Breathing Zone: Above Core:
				0-1' concrete and road base gravel		
			TMD-SO-034/1-2 Time: 1445			
	1-5'	46"	TMD-SO-034/2-3 Time: 1448	1-4.5' Sand (fine) w/ clay, silt and trace gravel; moist; medium dense; brownish gray	SM	
5				NO RECOVERY - PRESUMED SAME AS ABOVE	NA	
	5-9'	48"		5-9' Silty clay w/ trace gravel and sand; moist; stiff; reddish brown and gray; plastic	CL	
10						

End of Boring

CH2MHILL

PROJECT NUMBER	BORING NUMBER
419470.FI.01	TMD-035

SOIL BORING LOG

PROJECT : Ten-Mile Drain - Source Area Investigation
LOCATION : [redacted] Bon Brae St. storm sewer
ELEVATION :
DRILLING CONTRACTOR : Coleman Engineering
DRILLING METHOD AND EQUIPMENT USED : DPT
Date: 4/18/2011
ATD WATER LEVEL : ~7' bgs
START : 948
END : 1059
LOGGER : S. Chumney

DEPTH BELOW SURFACE (FT)	INTERVAL (FT)	RECOVERY (IN)	SAMPLE #/TYPE	SOIL DESCRIPTION (SOIL NAME, USCS GROUP SYMBOL, COLOR, MOISTURE CONTENT, RELATIVE DENSITY, OR CONSISTENCY, SOIL STRUCTURE, MINERALOGY.)	USCS	COMMENTS (DEPTH OF CASING, DRILLING RATE, DRILLING FLUID LOSS, TESTS, AND INSTRUMENTATION. DRILLING ACTIONS/DRILLER COMMENTS) PID Readings: Breathing Zone: Above Core:
				0-1' concrete and road base gravel		
			TMD-SO-035/1-2 Time: 1005			
	1-5'	38"	TMD-SO-035/2-3 Time: 1007	1-4.1' Sand (fine) w/ trace gravel; moist; medium dense; light brown; clay lense 2.8-3 feet	SP	
				NO RECOVERY - PRESUMED SAME AS ABOVE	NA	
5						
			TMD-SO-035/5-6 Time: 1010	5-7' Sand (fine to med) w/ trace gravel; moist becoming wet at 6'; medium dense; light brown; gravel (pea gravel) at bottom, but recovery lost downhole	SP	
			TMD-SO-035/6-7 Time: 1013			Approximate Depth To Water
	5-10'	25"				
				NO RECOVERY - PRESUMED SAME AS ABOVE	NA	
10						
	10-15'	41"		11.6-13.6' Gravel; wet; loose; gray; pea stone	GP	
			TMD-SO-035/13.6-14.6 Time: 1022	13.6-15' Silty clay w/ trace sand and gravel; moist; stiff; gray and brown; plastic; native	CL	
15						

End of Boring

CH2MHILL	PROJECT NUMBER	BORING NUMBER
	419470.FI.01	TMD-036

SOIL BORING LOG

PROJECT : Ten-Mile Drain - Source Area Investigation
LOCATION : [redacted] Bon Brae - N of MH at intersection with Bon Brae Court
ELEVATION :
DRILLING CONTRACTOR : Coleman Engineering
DRILLING METHOD AND EQUIPMENT USED : DPT
Date: 4/18/2011
ATD WATER LEVEL : ~7 bgs
START : 1115
END : 1225
LOGGER : S. Chumney

DEPTH BELOW SURFACE (FT)	INTERVAL (FT)	RECOVERY (IN)	SAMPLE #/TYPE	SOIL DESCRIPTION (SOIL NAME, USCS GROUP SYMBOL, COLOR, MOISTURE CONTENT, RELATIVE DENSITY, OR CONSISTENCY, SOIL STRUCTURE, MINERALOGY.)	USCS	COMMENTS (DEPTH OF CASING, DRILLING RATE, DRILLING FLUID LOSS, TESTS, AND INSTRUMENTATION. DRILLING ACTIONS/DRILLER COMMENTS)
				0-1' concrete and road base gravel		PID Readings: Breathing Zone: Above Core:
			TMD-SO-036/1-2 Time: 1025			
	1-5'	40"	TMD-SO-036/2-3 Time: 1028	1-4.3' Sand (fine to med) w/ trace gravel; moist; medium dense; light brown	SP	
				NO RECOVERY - PRESUMED SAME AS ABOVE	NA	
5			TMD-SO-036/5-5.5 Time: 1133	5-5.5' Sand (fine to med) w/ trace gravel; moist; medium dense; light brown	SP	
				5.5-7' Gravel <1/2" dia.; wet; loose; (pea stone)	GP	Approximate Depth To Water
	5-10'	24"				
				NO RECOVERY - PRESUMED SAME AS ABOVE	NA	
10						
	10-15'	60"		12-13.7' Gravel <1/2" dia.; wet; loose; (pea stone)	GP	
			TMD-SO-036/13.8-14.8 Time: 1140	13.7-15' Silty clay w/ trace sand and gravel; moist; stiff; brownish gray; plastic; native	CL	
15						

End of Boring

CH2MHILL

PROJECT NUMBER	BORING NUMBER
419470.FI.01	TMD-037

SOIL BORING LOG

PROJECT : Ten-Mile Drain - Source Area Investigation
LOCATION : Bon Brae - Stormwater line
ELEVATION :
DRILLING CONTRACTOR : Coleman Engineering
DRILLING METHOD AND EQUIPMENT USED : DPT
Date: 4/18/2011
ATD WATER LEVEL : ~7' bgs
START : 1245
END : 1415
LOGGER : S. Chumney

DEPTH BELOW SURFACE (FT)	INTERVAL (FT)	RECOVERY (IN)	SAMPLE #/TYPE	SOIL DESCRIPTION (SOIL NAME, USCS GROUP SYMBOL, COLOR, MOISTURE CONTENT, RELATIVE DENSITY, OR CONSISTENCY, SOIL STRUCTURE, MINERALOGY.)	USCS	COMMENTS (DEPTH OF CASING, DRILLING RATE, DRILLING FLUID LOSS, TESTS, AND INSTRUMENTATION. DRILLING ACTIONS/DRILLER COMMENTS) PID Readings: Breathing Zone: Above Core:
				0-1' concrete and road base gravel		
			TMD-SO-037/1-2 Time: 1300			
	1-5'	48"	TMD-SO-037/2-3 Time: 1303	1-5' Sand (fine) w/ trace gravel; moist; medium dense; light brown	SP	
5						
			TMD-SO-037/5-5.9 Time: 1315	5-5.9' Sand (fine) w/ trace gravel; wet; medium dense; light brown	SP	
				5.9-7.3' Gravel <1/2" dia.; wet; loose; (pea stone)	GP	sheen visible on gravel, brown staining visible and oderous
						Approximate Depth To Water
	5-10'	36"	TMD-SO-037/7.3-8 Time: 1338	7.3-8' Silty clay w/ trace sand and gravel; moist; stiff; brown; plastic	CL	
10				NO RECOVERY - PRESUMED SAME AS ABOVE	NA	
	10-15'	39"		11.7-12.9' Gravel <1/2" dia.; wet; loose; (pea stone)	GP	sheen very visible and containing odor
			TMD-SO-037/12.9-13.9 Time: 1342	12.9-15' Silty clay w/ trace sand and gravel; moist; stiff; light brownish gray; plastic; native	CL	
15						

End of Boring

CH2MHILL

PROJECT NUMBER	BORING NUMBER
419470.FI.01	TMD-038

SOIL BORING LOG

PROJECT : Ten-Mile Drain - Source Area Investigation
LOCATION : [redacted] Bon Brae - Stormwater line (E St.)
ELEVATION :
DRILLING CONTRACTOR : Coleman Engineering
DRILLING METHOD AND EQUIPMENT USED : DPT
Date: 4/18/2011
ATD WATER LEVEL : ~7' bgs
START : 1445
END : 1535
LOGGER : S. Chumney

DEPTH BELOW SURFACE (FT)	INTERVAL (FT)	RECOVERY (IN)	SAMPLE #/TYPE	SOIL DESCRIPTION (SOIL NAME, USCS GROUP SYMBOL, COLOR, MOISTURE CONTENT, RELATIVE DENSITY, OR CONSISTENCY, SOIL STRUCTURE, MINERALOGY.)	USCS	COMMENTS (DEPTH OF CASING, DRILLING RATE, DRILLING FLUID LOSS, TESTS, AND INSTRUMENTATION. DRILLING ACTIONS/DRILLER COMMENTS)
				0-1' concrete and road base gravel		PID Readings: Breathing Zone: Above Core:
			TMD-SO-038/1-2 Time: 1505			
	1-5'	38"	TMD-SO-038/2.5-3.5 Time: 1507	1-3.5' Sand (fine) w/ trace gravel; moist becoming wet about 3' bgs; medium dense; light brown	SP	
				3.5-3.8' Gravel <1/2" dia.; wet; loose; (pea stone)	GP	
				3.8-4-2' Silty clay w/ trace sand and gravel; moist; stiff; grayish brown; plastic	CL	
5				NO	NA	
			TMD-SO-038/5-6 Time: 1520	5-6.3' Silty clay w/ trace sand and gravel; moist; stiff; grayish brown; plastic	CL	
				6.3-7' Gravel <1/2" dia.; wet; loose; (pea stone)	GP	Approximate Depth To Water
	5-10'	24"				
				NO RECOVERY - PRESUMED SAME AS ABOVE	NA	
10						
	10-15'	39"		11.8-13.2' Gravel <1/2" dia.; wet; loose; (pea stone)	GP	
			TMD-SO-038/13.2-14.2 Time: 1523	13.2-15' Silty clay w/ trace sand and gravel; moist; stiff; light brownish gray; plastic; native	CL	
15						

End of Boring

CH2MHILL	PROJECT NUMBER 419470.FI.01	BORING NUMBER TMD-039

SOIL BORING LOG

PROJECT : Ten-Mile Drain - Source Area Investigation LOCATION : [redacted] Bon Brae - Stormwater line (E St)

ELEVATION : DRILLING CONTRACTOR Coleman Engineering

DRILLING METHOD AND EQUIPMENT USED DPT Date: 4/18/2011

ATD WATER LEVEL : ~2' bgs START : 1550 END : 1650 LOGGER : G. Koster

DEPTH BELOW SURFACE (FT)	INTERVAL (FT)	RECOVERY (IN)	SAMPLE #/TYPE	SOIL DESCRIPTION: SOIL NAME, USCS GROUP SYMBOL, COLOR, MOISTURE CONTENT, RELATIVE DENSITY, OR CONSISTENCY, SOIL STRUCTURE, MINERALOGY.	USCS	COMMENTS: DEPTH OF CASING, DRILLING RATE, DRILLING FLUID LOSS, TESTS, AND INSTRUMENTATION. DRILLING ACTIONS/DRILLER COMMENTS. PID Readings: Breathing Zone: Above Core:
				0-1' concrete and road base gravel		
			TMD-SO-039/1-2 Time: 1611	1-2.8' Silty clay w/ trace sand and gravel; moist to wet; stiff becoming firm; light gray and reddish brown; plastic	CL	Approximate Depth To Water
	1-5'	48"	TMD-SO-039/2-3 Time: 1613			
				2.8-3.5' Sand (fine) w/ some silt; wet; medium dense; brown	SM	
			TMD-SO-039/3-4 Time: 1616	3.5-4.3' Sandy to silty clay w/ trace gravel; moist to wet; stiff to firm; brown; plastic	CL	
			TMD-SO-039/4-5 Time: 1630	4.3-5' Silty clay w/ trace sand and gravel; moist; stiff; brown; plastic	CL	
5						
			TMD-SO-039/5-6 Time: 1635			
				5-9' Silty clay w/ trace sand and gravel; moist; stiff; light brown and gray; plastic	CL	
	5-10'	60"				
				9-9.5' Silty to sandy clay; moist; stiff; greyish brown; plastic	CL	
10				9.5-10' Silty clay w/ trace gravel; moist; very stiff; gray; plastic; native	CL	

End of Boring

CH2MHILL	PROJECT NUMBER	BORING NUMBER
	419470.FI.01	TMD-040

SOIL BORING LOG

PROJECT : Ten-Mile Drain - Source Area Investigation LOCATION : [redacted] & [redacted] Bon Brae - Stormwater line

ELEVATION : DRILLING CONTRACTOR Coleman Engineering

DRILLING METHOD AND EQUIPMENT USED : DPT Date: 4/19/2011

ATD WATER LEVEL : ~9' bgs START : 1015 END : 1150 LOGGER : G. Koster

DEPTH BELOW SURFACE (FT)	INTERVAL (FT)	RECOVERY (IN)	SAMPLE #/TYPE	SOIL DESCRIPTION (SOIL NAME, USCS GROUP SYMBOL, COLOR, MOISTURE CONTENT, RELATIVE DENSITY, OR CONSISTENCY, SOIL STRUCTURE, MINERALOGY.)	USCS	COMMENTS (DEPTH OF CASING, DRILLING RATE, DRILLING FLUID LOSS, TESTS, AND INSTRUMENTATION. DRILLING ACTIONS/DRILLER COMMENTS) PID Readings: Breathing Zone: Above Core:
				0-1' concrete and road base gravel		
			TMD-SO-040/1-2 Time: 1037			
	1-5'	38"	TMD-SO-040/2-3 Time: 1040	1'-4.2' Sand (medium to coarse) w/ some gravel; moist; medium dense; light brown	SP	
				NO RECOVERY - PRESUMED SAME AS ABOVE	NA	
5			TMD-SO-040/5-6 Time: 1044	5'-6.1' Sand (medium to coarse) w/ some gravel; moist; medium dense; light brown	SP	
				6.1-6.8' Gravel <1/2" dia.; wet; loose; (pea stone)	GP	
				6.8-7.3' Clay w/ some sand and gravel; moist; firm; grayish brown; plastic	CL	
	5-10'	28"				
				NO RECOVERY - PRESUMED SAME AS BELOW	NA	
10						
			TMD-SO-040/11-12 Time: 1132	11-11.7' Sand, fine to meduim grained; wet; loose to medium dense; grayish brown	SC	
				11.7-12.1' Gravel <1/2" dia.; wet; loose; (pea stone)	GP	
	10-15'	48"	TMD-SO-040/12.1-13.1 Time: 1140			
				12.1-15' Clay w/ trace gravel; moist; firm; gray; plastic; native	CL	
15						

End of Boring

CH2MHILL	PROJECT NUMBER	BORING NUMBER
	419470.FI.01	TMD-041

SOIL BORING LOG

PROJECT : Ten-Mile Drain - Source Area Investigation LOCATION : [redacted] Bon Brae - north sewer line Map

ELEVATION : DRILLING CONTRACTOR Coleman Engineering

DRILLING METHOD AND EQUIPMENT USED : DPT Date: 4/17/2011

ATD WATER LEVEL : NA START : 1200 END : 1320 LOGGER : G. Koster

DEPTH BELOW SURFACE (FT)	INTERVAL (FT)	RECOVERY (IN)	SAMPLE #/TYPE	SOIL DESCRIPTION (SOIL NAME, USCS GROUP SYMBOL, COLOR, MOISTURE CONTENT, RELATIVE DENSITY, OR CONSISTENCY, SOIL STRUCTURE, MINERALOGY.)	USCS	COMMENTS (DEPTH OF CASING, DRILLING RATE, DRILLING FLUID LOSS, TESTS, AND INSTRUMENTATION. DRILLING ACTIONS/DRILLER COMMENTS) PID Readings: Breathing Zone: Above Core:
				0-1' concrete and road base gravel		
			TMD-SO-041/1-2 Time: 1225			
	1-5'	46"	TMD-SO-041/2-3 Time: 1227	1'-4.8' Sandy clay to clayey sand w/ trace gravel; moist; stiff; plastic; reddish brown to brown;	CL/SC	
			TMD-SO-041/4-5 Time: 1230			
5						
			TMD-SO-041/6-7 Time: 1250	5'-9' Clay w/ some gravel; dry to moist; stiff; reddish brown; native; organic staining from 7.3-8.2'	CL	
	5-10'	58"	TMD-SO-041/7-8 Time: 1254			
			TMD-SO-041/8-9 Time: 1257			
			TMD-SO-041/9-10 Time: 1300			
10						
				9-15' Clay w/ some gravel; dry; firm; gray; slightly plastic; native	CL	
	10-15'	60"				
15						

End of Boring

CH2MHILL	PROJECT NUMBER	BORING NUMBER
	419470.FI.01	TMD-042

SOIL BORING LOG

PROJECT : Ten-Mile Drain - Source Area Investigation LOCATION : [redacted] Bon Brae - (Map ID 22B)

ELEVATION : DRILLING CONTRACTOR Coleman Engineering

DRILLING METHOD AND EQUIPMENT USED : DPT Date: 4/17/2011

ATD WATER LEVEL : ~9' bgs START : 1350 END : 1530 LOGGER : G. Koster

DEPTH BELOW SURFACE (FT)	INTERVAL (FT)	RECOVERY (IN)	SAMPLE #/TYPE	SOIL DESCRIPTION: SOIL NAME, USCS GROUP SYMBOL, COLOR, MOISTURE CONTENT, RELATIVE DENSITY, OR CONSISTENCY, SOIL STRUCTURE, MINERALOGY.	USCS	COMMENTS: DEPTH OF CASING, DRILLING RATE, DRILLING FLUID LOSS, TESTS, AND INSTRUMENTATION. DRILLING ACTIONS/DRILLER COMMENTS. PID Readings: Breathing Zone: Above Core:
				0-1' concrete and road base gravel		
			TMD-SO-042/1-2 Time: 1447			
	1-5'	41"	TMD-SO-042/2-3 Time: 1451	1-3.4' Sand (fine to med) w/ some gravel; moist; medium dense; light brown	SP	
				NO RECOVERY - PRESUMED SAME AS ABOVE	NA	
5						
			TMD-SO-042/6-7 Time: 1501	5-7' Sand (fine to medium) w/ some gravel; moist; medium dense; light brown	SP	Black staining at 6-6.2'
	5-10'	36"		7-8' Clay w/ some sand and gravel; moist; firm; grayish brown	CL	
						Approximate Depth To Water
				NO RECOVERY - PRESUMED SAME AS ABOVE	NA	
10						
			TMD-SO-042/11.3-12.1 Time: 1515	11.3-12.1' Sand (fine to medium); wet; medium dense; light brown	SP	
	10-15'	45"		12.1-12.5' Gravel <1/2" dia.; wet; loose; (pea stone)	GM	
			TMD-SO-042/12.5-13.5 Time: 1520			
				12.5-15' Clay w/ trace gravel ; moist; firm; gray; plastic; native	CL	
15						

End of Boring

CH2MHILL

PROJECT NUMBER	BORING NUMBER
419470.FI.01	TMD-043

SOIL BORING LOG

PROJECT : Ten-Mile Drain - Source Area Investigation LOCATION :

ELEVATION : DRILLING CONTRACTOR Coleman Engineering

DRILLING METHOD AND EQUIPMENT USED : DPT Date: 4/19/2011

ATD WATER LEVEL : ~8' bgs START : 1545 END : 1648 LOGGER : G. Koster

DEPTH BELOW SURFACE (FT)	INTERVAL (FT)	RECOVERY (IN)	SAMPLE #/TYPE	SOIL DESCRIPTION (SOIL NAME, USCS GROUP SYMBOL, COLOR, MOISTURE CONTENT, RELATIVE DENSITY, OR CONSISTENCY, SOIL STRUCTURE, MINERALOGY.)	USCS	COMMENTS (DEPTH OF CASING, DRILLING RATE, DRILLING FLUID LOSS, TESTS, AND INSTRUMENTATION. DRILLING ACTIONS/DRILLER COMMENTS)
				0-1' concrete and road base gravel		PID Readings: Breathing Zone: Above Core:
			TMD-SO-043/1-2 Time: 1600			
	1-5'	36"	TMD-SO-043/2-3 Time: 1614	1-3.7' Sand (fine to med) w/ some gravel; moist to wet; medium dense; light brown	SP	
				3.7-4' Clay w/ trace sand and gravel; dry; very stiff; grayish brown; plastic	CL	
5				NO RECOVERY - PRESUMED SAME AS ABOVE	NA	
				5-5.5' Clay w/ trace sand and gravel; dry; very stiff; grayish brown; plastic	CL	
			TMD-SO-043/6-7 Time: 1620	5.5-7' Clayey sand; moist; med. dense; light brown	CL	
	5-10'	31"			SP	
					CL	Approximate Depth To Water
10				NO	NA	
					CL	
				12.1-12.3' Gravel <1/2" dia.; wet; loose; (pea stone)	GP	
	10-15'	35"	TMD-SO-043/12.1-13.1 Time: 1622	12.3-12.9' Sandy clay; wet; firm; grayish brown; plastic	CL	
			TMD-SO-043/13.1-14.1 Time: 1624			
				12.9-15' Clay; moist to dry; stiff; gray; plastic; native	CL	
15						

End of Boring

CH2MHILL

BORING NUMBER

TMD-044

PROJECT : Ten-Mile Drain - Source Area Investigation LOCATION : [redacted] Sunnydale - near south curb

ELEVATION : DRILLING CONTRACTOR Coleman Engineering

DRILLING METHOD AND EQUIPMENT USED Hand Auger Date: 4/20/2011

ATD WATER LEVEL : NA 0930 END : 0952 LOGGER : G. Koster

DEPTH BELOW SURFACE (FT)	INTERVAL (FT)	RECOVERY (IN)	SAMPLE #/TYPE	SOIL DESCRIPTION: SOIL NAME, USCS GROUP SYMBOL, COLOR, MOISTURE CONTENT, RELATIVE DENSITY, OR CONSISTENCY, SOIL STRUCTURE, MINERALOGY.	USCS	COMMENTS: DEPTH OF CASING, DRILLING RATE, DRILLING FLUID LOSS, TESTS, AND INSTRUMENTATION. DRILLING ACTIONS/DRILLER COMMENTS. PID Readings: Breathing Zone: Above Core:
				0-1' concrete and road base gravel		
			TMD-SO-044/1-2 Time: 0941	1-3' Sandy clay with some gravel; moist; stiff; greenish brown	CL	
			TMD-SO-042/2-3 Time: 0952			
				End of Boring		
5						

CH2MHILL

BORING NUMBER

TMD-045

PROJECT : Ten-Mile Drain - Source Area Investigation LOCATION : [redacted] Bon Brae St. - storm sewer

ELEVATION : DRILLING CONTRACTOR Coleman Engineering

DRILLING METHOD AND EQUIPMENT USED : Date: 4/20/2011

ATD WATER LEVEL : NA 0953 END : 1005 LOGGER : G. Koster

DEPTH BELOW SURFACE (FT)	INTERVAL (FT)	RECOVERY (IN)	SAMPLE #/TYPE	SOIL DESCRIPTION SOIL NAME, USCS GROUP SYMBOL, COLOR, MOISTURE CONTENT, RELATIVE DENSITY, OR CONSISTENCY, SOIL STRUCTURE, MINERALOGY.	USCS	COMMENTS DEPTH OF CASING, DRILLING RATE, DRILLING FLUID LOSS, TESTS, AND INSTRUMENTATION. DRILLING ACTIONS/DRILLER COMMENTS PID Readings: Breathing Zone: Above Core:
	1-5'	38"		0-1' concrete and road base gravel		
			TMD-SO-045/1-2 Time: 0954	1-2' Clayey sand with some gravel; moist to wet; medium density; brown	SC	
			TMD-SO-045/2-3 Time: 1001	2-3' Clay with some gravel; moist; stiff; bluish brown	CL	
				End of Boring		
5						
10						

CH2MHILL	PROJECT NUMBER	BORING NUMBER
	419470.FI.01	TMD-046

SOIL BORING LOG

PROJECT : Ten-Mile Drain - Source Area Investigation LOCATION : Bon Brae St. side sewer

ELEVATION : DRILLING CONTRACTOR Coleman Engineering

DRILLING METHOD AND EQUIPMENT USED : DPT Date: 4/20/2011

ATD WATER LEVEL : NA START : 1100 END : 1215 LOGGER : G. Koster

DEPTH BELOW SURFACE (FT)	INTERVAL (FT)	RECOVERY (IN)	SAMPLE #/TYPE	SOIL DESCRIPTION (SOIL NAME, USCS GROUP SYMBOL, COLOR, MOISTURE CONTENT, RELATIVE DENSITY, OR CONSISTENCY, SOIL STRUCTURE, MINERALOGY.)	USCS	COMMENTS (DEPTH OF CASING, DRILLING RATE, DRILLING FLUID LOSS, TESTS, AND INSTRUMENTATION. DRILLING ACTIONS/DRILLER COMMENTS) PID Readings: Breathing Zone: Above Core:
				0-1' concrete and road base gravel		
			TMD-SO-046/1-2 Time: 1143	1-1.5' Clayey sand (fine to coarse) w/ some gravel; moist; medium dense; dark brown w/ org. staining	SC	
	1-5'	46"	TMD-SO-046/2-3 Time: 1147			
				1.5-5' Clay w/ trace sand and gravel; dry; stiff; reddish brown w/ gray; plastic;	CL	
			TMD-SO-046/4-4.8 Time: 1153			
5						
			TMD-SO-046/6-7 Time: 1158			
	5-10'	60"		5-10' Clay w/ trace sand and gravel; dry; very stiff; reddish brown w/ gray; plastic;	CL	
			TMD-SO-046/8-9 Time: 1204			
10						
			TMD-SO-046/10-11 Time: 1211			
	10-15'	60"		10-15' Clay w/ trace sand and gravel; dry; very stiff; reddish brown w/ gray; plastic;	CL	
15						

End of Boring

CH2MHILL	PROJECT NUMBER 419470.FI.01	BORING NUMBER TMD-047

SOIL BORING LOG

PROJECT :	Ten-Mile Drain - Source Area Investigation	LOCATION :	Intersection: Bon Brae St. and Alley-sewer
ELEVATION :	DRILLING CONTRACTOR Coleman Engineering		
DRILLING METHOD AND EQUIPMENT USED	DPT	Date:	4/20/2011
ATD WATER LEVEL : NA	START : 1220	END : 1410	LOGGER : S. Chumney

DEPTH BELOW SURFACE (FT)	INTERVAL (FT)	RECOVERY (IN)	SAMPLE #/TYPE	SOIL DESCRIPTION: SOIL NAME, USCS GROUP SYMBOL, COLOR, MOISTURE CONTENT, RELATIVE DENSITY, OR CONSISTENCY, SOIL STRUCTURE, MINERALOGY.	USCS	COMMENTS: DEPTH OF CASING, DRILLING RATE, DRILLING FLUID LOSS, TESTS, AND INSTRUMENTATION. DRILLING ACTIONS/DRILLER COMMENTS. PID Readings: Breathing Zone: Above Core:
				0-0.7' concrete and road base gravel		3rd attempt to collect boring within corridor. 1st boring hit refusal. 2nd boring was in native material. This boring split the difference.
			TMD-SO-047/1-2 Time: 1351			
	0.7-5'	52"	TMD-SO-047/2-3 Time: 1356	0.7-5' Sandy clay; dry; stiff to very stiff; reddish brown to gray; top 1-2" of interval contained mostly sand	CL	
			TMD-SO-047/4-5 Time: 1402			
5						
			TMD-SO-047/6-7 Time: 1406			
	5-10'	60"		5-10' Clay; dry; stiff; brown	CL	
10						

End of Boring

CH2MHILL	PROJECT NUMBER	BORING NUMBER
	419470.FI.01	TMD-049

SOIL BORING LOG

PROJECT : Ten-Mile Drain - Source Area Investigation LOCATION : [redacted] Bon Brae - south side sewer

ELEVATION : DRILLING CONTRACTOR Coleman Engineering

DRILLING METHOD AND EQUIPMENT USED : DPT Date: 4/26/2011

ATD WATER LEVEL : NA START : 0910 END : 1040 LOGGER : S. Chumney

DEPTH BELOW SURFACE (FT)	INTERVAL (FT)	RECOVERY (IN)	SAMPLE #/TYPE	SOIL DESCRIPTION (SOIL NAME, USCS GROUP SYMBOL, COLOR, MOISTURE CONTENT, RELATIVE DENSITY, OR CONSISTENCY, SOIL STRUCTURE, MINERALOGY.)	USCS	COMMENTS (DEPTH OF CASING, DRILLING RATE, DRILLING FLUID LOSS, TESTS, AND INSTRUMENTATION. DRILLING ACTIONS/DRILLER COMMENTS) PID Readings: Breathing Zone: Above Core:
				0-1' concrete and road base gravel		
			TMD-SO-049/1-2 Time: 0935	1-2.1' Sand (fine to medium)w/ trace sand and gravel; moist to wet; medium dense; brown	SP	
	1-5'	44"	TMD-SO-049/2-3 Time: 0940	2.1-3.7' Silty clay w/ trace sand and gravel; moist; stiff; reddish brown; plastic	CL	
				NO RECOVERY - PRESUMED SAME AS ABOVE	NA	
5			TMD-SO-049/5-6 Time: 1005			
				5-6' Silty clay w/ trace sand and gravel; moist; stiff; reddish brown and gray; plastic	CL	
	5-10'	32"				
				NO RECOVERY - PRESUMED SAME AS ABOVE	NA	
10			TMD-SO-049/10-11 Time: 1021			
				10-12' Silty clay w/ trace sand and gravel; moist; stiff; reddish brown and gray; plastic	CL	
			TMD-SO-049/11.5-12.5 Time: 1021			
	10-15'	40"		12-13.3' Silty clay w/ trace sand and gravel; moist; firm; gray; plastic; native	CL	
15						

End of Boring

CH2MHILL	PROJECT NUMBER	BORING NUMBER
	419470.FI.01	TMD-050

SOIL BORING LOG

PROJECT : Ten-Mile Drain - Source Area Investigation LOCATION : Lakeland - Water line adjoining dialysis clinic

ELEVATION : DRILLING CONTRACTOR Coleman Engineering

DRILLING METHOD AND EQUIPMENT USED DPT Date: 4/26/2011

ATD WATER LEVEL : NA START : 1124 END : 1215 LOGGER : S. Chunmeny

DEPTH BELOW SURFACE (FT)	INTERVAL (FT)	RECOVERY (IN)	SAMPLE #/TYPE	SOIL DESCRIPTION (SOIL NAME, USCS GROUP SYMBOL, COLOR, MOISTURE CONTENT, RELATIVE DENSITY, OR CONSISTENCY, SOIL STRUCTURE, MINERALOGY.)	USCS	COMMENTS (DEPTH OF CASING, DRILLING RATE, DRILLING FLUID LOSS, TESTS, AND INSTRUMENTATION. DRILLING ACTIONS/DRILLER COMMENTS) PID Readings: Breathing Zone: Above Core:
			TMD-SO-050/0-1 Time: 1140	0-0.5' Clayey to sandy silt; moist; firm; brown	ML	
				0.5-1.7' Clayey to silty sand (fine to medium) w/ trace gravel; moist; medium dense; brown	SM	
			TMD-SO-050/2-2.4 Time: 1145	1.7-2.5' Silty clay w/ trace sand and gravel; moist; stiff; dark brownish gray; plastic	CL	
	0-5'	29"				
				NO RECOVERY - PRESUMED SAME AS ABOVE	NA	
5						
				5-6.2' Silty clay w/ trace sand and gravel; moist; stiff; reddish brown and gray; plastic	CL	
			TMD-SO-050/6-7 Time: 1155	6.2-7.1' Clayey to silty sand (fine to medium) w/ trace gravel; moist; medium dense; gray	SM	
	5-10'	46"		7.1-8' Silty to sandy clay w/ trace sand and gravel; moist; stiff; brown; plastic	CL	
			TMD-SO-050/7.5-8.5 Time: 1158	8.-8.8' Silty clay w/ trace sand and gravel; moist; stiff; brownish gray; plastic; native	CL	
10						

End of Boring

CH2MHILL	PROJECT NUMBER	BORING NUMBER
	419470.FI.01	TMD-051

SOIL BORING LOG

PROJECT : Ten-Mile Drain - Source Area Investigation LOCATION : Alley - behind lupis clinic

ELEVATION : DRILLING CONTRACTOR Coleman Engineering

DRILLING METHOD AND EQUIPMENT USED DPT Date: 4/26/2011

ATD WATER LEVEL : NA START : 1430 END : 1600 LOGGER : S. Chumney

DEPTH BELOW SURFACE (FT)	INTERVAL (FT)	RECOVERY (IN)	SAMPLE #/TYPE	SOIL DESCRIPTION: SOIL NAME, USCS GROUP SYMBOL, COLOR, MOISTURE CONTENT, RELATIVE DENSITY, OR CONSISTENCY, SOIL STRUCTURE, MINERALOGY.	USCS	COMMENTS: DEPTH OF CASING, DRILLING RATE, DRILLING FLUID LOSS, TESTS, AND INSTRUMENTATION. DRILLING ACTIONS/DRILLER COMMENTS. PID Readings: Breathing Zone: Above Core:
				0-0.7' Asphalt and concrete		
				0.7'-1.1' Silty clay w/ trace sand and gravel; moist; stiff; brown	CL	
			TMD-SO-051/1-2 Time: 1450	1.1'-1.5' Sand; moist; medium dense; light brown;	SP	
	0-5'	48"	TMD-SO-051/2-3 Time: 1453	1.5-4' Silty clay w/ trace sand and gravel; moist; stiff; reddish brown and gray; plastic	CL	
5						
			TMD-SO-051/5-6 Time: 1553			
				5'-7.2' Clay; moist; stiff; brownish gray; friable	CL	
	5-10'	60"	TMD-SO-051/7-8 Time: 1538			
			TMD-SO-051/8.5-9.5 Time: 1540	7.2-10' Silty clay w/ trace sand and gravel; slightly moist; stiff; brown; plastic; native	CL	
10						

End of Boring

CH2MHILL	PROJECT NUMBER	BORING NUMBER
	419470.FI.01	TMD-052

SOIL BORING LOG

PROJECT : Ten-Mile Drain - Source Area Investigation LOCATION : Bon Brae - sewer line (south side) near Harper

ELEVATION : DRILLING CONTRACTOR Coleman Engineering

DRILLING METHOD AND EQUIPMENT USED DPT Date: 4/26/2011

ATD WATER LEVEL : NA START : 1630 END : 1700 LOGGER : S. Chumney

DEPTH BELOW SURFACE (FT)	INTERVAL (FT)	RECOVERY (IN)	SAMPLE #/TYPE	SOIL DESCRIPTION (SOIL NAME,USCS GROUP SYMBOL,COLOR, MOISTURE CONTENT, RELATIVE DENSITY, OR CONSISTENCY, SOIL STRUCTURE, MINERALOGY.)	USCS	COMMENTS (DEPTH OF CASING, DRILLING RATE, DRILLING FLUID LOSS, TESTS, AND INSTRUMENTATION. DRILLING ACTIONS/DRILLER COMMENTS)
				0-1' concrete and road base gravel		PID Readings: Breathing Zone: Above Core:
			TMD-SO-052/1-2 Time: 1645	1-2.2' Sand (fine to med); wet; medium dense; brown	SP	
	1-5'	48"	TMD-SO-052/2-3 Time: 1648			
				2.2-5' Silty clay w/ trace sand and gravel; moist; stiff; gray and brown	CL	
			TMD-SO-052/4-5 Time: 1651			
5						
				5-8' Silty clay w/ trace sand and gravel; moist; stiff; gray and light brown; native	CL	
	5-8'	36"				
				End of Boring		
10						

CH2MHILL	PROJECT NUMBER	BORING NUMBER
	419470.FI.01	TMD-053

SOIL BORING LOG

PROJECT : Ten-Mile Drain - Source Area Investigation LOCATION : Manhole - #7179 along side structure

ELEVATION : DRILLING CONTRACTOR Coleman Engineering

DRILLING METHOD AND EQUIPMENT USED : DPT Date: 4/27/2011

ATD WATER LEVEL : 6' bgs START : 1110 END : 1220 LOGGER : S. Chumney

DEPTH BELOW SURFACE (FT)	INTERVAL (FT)	RECOVERY (IN)	SAMPLE #/TYPE	SOIL DESCRIPTION: SOIL NAME, USCS GROUP SYMBOL, COLOR, MOISTURE CONTENT, RELATIVE DENSITY, OR CONSISTENCY, SOIL STRUCTURE, MINERALOGY.	USCS	COMMENTS: DEPTH OF CASING, DRILLING RATE, DRILLING FLUID LOSS, TESTS, AND INSTRUMENTATION. DRILLING ACTIONS/DRILLER COMMENTS. PID Readings: Breathing Zone: Above Core:
				0-1' concrete and road base gravel		
			TMD-SO-053/1-2 Time: 1115	1-3.8' Sand (fine to med) w/ some gravel; moist; medium dense; light brown	SP	
	1-5'	47"	TMD-SO-053/2-3 Time: 1117			
				NO RECOVERY - PRESUMED SAME AS ABOVE	NA	
5						
			TMD-SO-053/5-6 Time: 1123			Approximate Depth To Water
				5-7.5' Sand (fine to med) w/ some gravel; moist becoming wet at 6' bgs; medium dense; light brown	SP	
	5-10'	30"				
				NO RECOVERY - PRESUMED SAME AS ABOVE	NA	
10						
				11-11.8' Sand (fine); wet; medium dense; brown		
			TMD-SO-053/11.5-12.5 Time: 1133	11.8-13.1' Sand (fine); wet; medium dense; grayish brown; stained		
	10-15'	30"	TMD-SO-053/12.5-13.5 Time: 1135		SP	
			TMD-SO-053/13.5-14Time: 1205	13.1-14' Sand (fine); wet; medium dense; dark gray; stained w/ visible sheen		strong odor
				14-14.3' Sand (fine); wet; medium dense; brownish gray		
15			TMD-SO-053/14.5-15 Time: 1210	14.3-15' Silty clay; moist; firm; gray; native	CL	

End of Boring

CH2MHILL	PROJECT NUMBER	BORING NUMBER
	419470.FI.01	TMD-054

SOIL BORING LOG

PROJECT : Ten-Mile Drain - Source Area Investigation LOCATION : Manhole stepout - 10' East-northeast of #7179

ELEVATION : DRILLING CONTRACTOR Coleman Engineering

DRILLING METHOD AND EQUIPMENT USED : DPT Date: 4/27/2011

ATD WATER LEVEL : 6' bgs START : 1245 END : 1655 LOGGER : S. Chumney

DEPTH BELOW SURFACE (FT)	INTERVAL (FT)	RECOVERY (IN)	SAMPLE #/TYPE	SOIL DESCRIPTION (SOIL NAME, USCS GROUP SYMBOL, COLOR, MOISTURE CONTENT, RELATIVE DENSITY, OR CONSISTENCY, SOIL STRUCTURE, MINERALOGY.)	USCS	COMMENTS (DEPTH OF CASING, DRILLING RATE, DRILLING FLUID LOSS, TESTS, AND INSTRUMENTATION. DRILLING ACTIONS/DRILLER COMMENTS)
				0-1' concrete and road base gravel		PID Readings: Breathing Zone: Above Core:
			TMD-SO-054/1-2 Time: 1510			
	1-5'	43"	TMD-SO-054/2-3 Time: 1515	1-3.9' Sand (fine to med); moist; medium dense; light brown	SP	
				NO RECOVERY - PRESUMED SAME AS ABOVE	NA	
5						Approximate Depth To Water
	5-10'	18"		NO RECOVERY - PRESUMED SAME AS ABOVE	NA	
			TMD-SO-054/9-10 Time: 1635	8.5-10' Sand (fine to med); wet; medium dense; light brown		
10					SP	
			TMD-SO-054/11-12 Time: 1640	10-12.1' Sand (medium to coarse); wet; medium dense; brown to gray at 11.8-12.1		
	10-15'	60"	TMD-SO-054/12-13 Time: 1643			
				12.1-15' Silty clay w/ trace sand and gravel; moist; firm; gray; native	CL	
15						

End of Boring

CH2MHILL	PROJECT NUMBER	BORING NUMBER
	419470.FI.01	TMD-055

SOIL BORING LOG

PROJECT : Ten-Mile Drain - Source Area Investigation LOCATION : Manhole stepout - 10' West of #7179

ELEVATION : DRILLING CONTRACTOR Coleman Engineering

DRILLING METHOD AND EQUIPMENT USED : DPT Date: 4/28/2011

ATD WATER LEVEL : NA START : 0930 END : 1325 LOGGER : S. Chumney

DEPTH BELOW SURFACE (FT)	INTERVAL (FT)	RECOVERY (IN)	SAMPLE #/TYPE	SOIL DESCRIPTION: SOIL NAME, USCS GROUP SYMBOL, COLOR, MOISTURE CONTENT, RELATIVE DENSITY, OR CONSISTENCY, SOIL STRUCTURE, MINERALOGY.	USCS	COMMENTS: DEPTH OF CASING, DRILLING RATE, DRILLING FLUID LOSS, TESTS, AND INSTRUMENTATION. DRILLING ACTIONS/DRILLER COMMENTS. PID Readings: Breathing Zone: Above Core:
				0-1' concrete and road base gravel		
				1-1.6' crushed concrete and gravel		
				1.6-2.4' Silty clay w/ trace gravel; fine sand lense at 2-2.2; moist; stiff; reddish brown and gray - dark gray from 2.2'-2.4' bgs		
	1-5'	40"	TMD-SO-055/2-3 Time: 1300			
5						
			TMD-SO-055/5-6 Time: 1303			
				2.4-10' Silty clay w/ trace sand and gravel; moist; stiff; reddish brown w/ some gray		
	5-10'	48"	TMD-SO-055/7-8 Time: 1306			
					CL	
			TMD-SO-055/9-10 Time: 1042			
10						
			TMD-SO-055/10-11 Time: 1310	10-10.5' Silty clay w/ trace sand and gravel; moist; firm; gray w/ some brown;		
	10-15'	60"		10.5-15' Silty clay w/ trace sand and gravel; moist; stiff; gray; native		
15						

End of Boring

CH2MHILL	PROJECT NUMBER	BORING NUMBER
	419470.FI.01	TMD-056

SOIL BORING LOG

PROJECT : Ten-Mile Drain - Source Area Investigation LOCATION : Manhole - 7178 along structure

ELEVATION : DRILLING CONTRACTOR Coleman Engineering

DRILLING METHOD AND EQUIPMENT USED : DPT Date: 4/28/2011

ATD WATER LEVEL : 7' bgs START : 1345 END : 1530 LOGGER : G. Koster

DEPTH BELOW SURFACE (FT)	INTERVAL (FT)	RECOVERY (IN)	SAMPLE #/TYPE	SOIL DESCRIPTION (SOIL NAME, USCS GROUP SYMBOL, COLOR, MOISTURE CONTENT, RELATIVE DENSITY, OR CONSISTENCY, SOIL STRUCTURE, MINERALOGY.)	USCS	COMMENTS (DEPTH OF CASING, DRILLING RATE, DRILLING FLUID LOSS, TESTS, AND INSTRUMENTATION. DRILLING ACTIONS/DRILLER COMMENTS)
				0-1' concrete and road base gravel		PID Readings: Breathing Zone: Above Core:
			TMD-SO-056/1-2 Time: 1402			
	1-5'	49"	TMD-SO-056/2-3 Time: 1404	1-4.1' Sand (fine) w/ trace gravel; moist; medium dense; light brown	SP	
				NO RECOVERY - PRESUMED SAME AS ABOVE	NA	
5						
			TMD-SO-056/6-7 Time: 1407	5-7.7' Sand (fine) w/ trace gravel; moist becoming wet at 7' bgs; medium dense; light brown	SP	Approximate Depth To Water
	5-10'	33"				
				NO RECOVERY - PRESUMED SAME AS ABOVE	NA	
10						
				10-12.5' Sand (fine to coarse) w/ trace gravel; wet; medium dense; light brown	SP	
	10-15'	52"	TMD-SO-056/12-13 Time: 1520			
			TMD-SO-056/13-14 Time: 1524	12.5-15' Clay w/ trace sand and gravel; moist; stiff; gray; native	CL	
15						

End of Boring

CH2MHILL	PROJECT NUMBER	BORING NUMBER
	419470.FI.01	TMD-057

SOIL BORING LOG

PROJECT : Ten-Mile Drain - Source Area Investigation LOCATION : Manhole J01 - Bon Brae and Harper intersection

ELEVATION : DRILLING CONTRACTOR Coleman Engineering

DRILLING METHOD AND EQUIPMENT USED DPT Date: 4/28/2011

ATD WATER LEVEL : 6' bgs START : 1620 END : 1820 LOGGER : G. Koster

DEPTH BELOW SURFACE (FT)	INTERVAL (FT)	RECOVERY (IN)	SAMPLE #/TYPE	SOIL DESCRIPTION: SOIL NAME, USCS GROUP SYMBOL, COLOR, MOISTURE CONTENT, RELATIVE DENSITY, OR CONSISTENCY, SOIL STRUCTURE, MINERALOGY.	USCS	COMMENTS: DEPTH OF CASING, DRILLING RATE, DRILLING FLUID LOSS, TESTS, AND INSTRUMENTATION. DRILLING ACTIONS/DRILLER COMMENTS. PID Readings: Breathing Zone: Above Core:
				0-1.8' concrete and road base gravel		3rd attempt to collect boring. Approximately 8.5' from center of manhole to north-northeast
	1.5-5'	46"	TMD-SO-057/2-3 Time: 1744	1.8-3.8' Sand (fine to medium); dry to moist; medium dense; light brown	SP	
			TMD-SO-057/4-4.8 Time: 1747	NO RECOVERY - PRESUMED SAME AS ABOVE	NA	
5						
						Approximate Depth To Water
			TMD-SO-057/6-7 Time: 1800	5-7.8' Sand (fine to medium); wet; medium dense; brown darkening to grayish brown at 6.5' bgs with staining at 7.8'	SP	
	5-10'	36"	TMD-SO-057/7-7.8 Time: 1802			
				NO RECOVERY - PRESUMED SAME AS ABOVE	NA	
10						
			TMD-SO-057/10-11 Time: 1805			
			TMD-SO-057/10-11 Time: 1808	10-12.5' Sand (fine to medium); wet; medium dense; brown	SP	
	10-13.6	40"	TMD-SO-057/12-13 Time: 1810			oil sheen at bottom of interval
			TMD-SO-057/13-13.6 Time: 1818	12.5-15' Silty clay; wet; stiff; gray; End of Boring	CL	oil sheen present on core
15						

PROJECT NUMBER	BORING NUMBER
419470.FI.01	TMD-058

SOIL BORING LOG

PROJECT : Ten-Mile Drain - Source Area Investigation LOCATION : Manhole J01 - 2nd attempt to get below structure

ELEVATION : DRILLING CONTRACTOR Coleman Engineering

DRILLING METHOD AND EQUIPMENT USED : DPT Date: 4/29/2011

ATD WATER LEVEL : 7' bgs START : 1040 END : 1210 LOGGER : G. Koster

DEPTH BELOW SURFACE (FT)	INTERVAL (FT)	RECOVERY (IN)	SAMPLE #/TYPE	SOIL DESCRIPTION: SOIL NAME, USCS GROUP SYMBOL, COLOR, MOISTURE CONTENT, RELATIVE DENSITY, OR CONSISTENCY, SOIL STRUCTURE, MINERALOGY.	USCS	COMMENTS: DEPTH OF CASING, DRILLING RATE, DRILLING FLUID LOSS, TESTS, AND INSTRUMENTATION. DRILLING ACTIONS/DRILLER COMMENTS. PID Readings: Breathing Zone: Above Core:
				0-1.8' concrete and road base gravel		
	1.5-5'	27"		1.8-2.7' Sand (fine to coarse) w/ gravel; dry; medium to high dense; light brown	SW	
				NO RECOVERY - PRESUMED SAME AS ABOVE	NA	
5						
				5-8.7' Sand (fine to medium); moist to wet; medium dense; brown darkening to grayish brown	SP	Approximate Depth To Water
	5-10'	44"				
10						
				NO RECOVERY - PRESUMED SAME AS ABOVE	NA	
	10-15'	0"				
15						
			TMD-SO-058/15-15.4 Time: 1145	15-15.4' Sand (fine to medium); wet; medium dense; brown	SP	
			TMD-SO-058/15.4-16 Time: 1148			
	15-20	60"		15.4-20' Clay; moist; firm to soft; gray; plastic; native	CL	
20						

End of Boring

CH2MHILL	PROJECT NUMBER	BORING NUMBER
	419470.FI.01	TMD-059

SOIL BORING LOG

PROJECT : Ten-Mile Drain - Source Area Investigation LOCATION : [redacted] Bon Brae - Manhole structure

ELEVATION : DRILLING CONTRACTOR Coleman Engineering

DRILLING METHOD AND EQUIPMENT USED : DPT Date: 4/29/2011

ATD WATER LEVEL : 7' bgs START : 1230 END : 1350 LOGGER : S. Chumney

DEPTH BELOW SURFACE (FT)	INTERVAL (FT)	RECOVERY (IN)	SAMPLE #/TYPE	SOIL DESCRIPTION SOIL NAME, USCS GROUP SYMBOL, COLOR, MOISTURE CONTENT, RELATIVE DENSITY, OR CONSISTENCY, SOIL STRUCTURE, MINERALOGY.	USCS	COMMENTS DEPTH OF CASING, DRILLING RATE, DRILLING FLUID LOSS, TESTS, AND INSTRUMENTATION. DRILLING ACTIONS/DRILLER COMMENTS PID Readings: Breathing Zone: Above Core:
				0-1' concrete and road base gravel		
			TMD-SO-059/1-2 Time: 1318			
	1-5'	44"	TMD-SO-059/2-3 Time: 1322	1-3.7' Sand (fine to medium)w/ trace sand and gravel; moist to wet; medium dense; brown	SP	
				NO RECOVERY - PRESUMED SAME AS ABOVE	NA	
5						
			TMD-SO-059/6-7 Time: 1325	5-7.2' Sand (fine to medium)w/ trace gravel; wet; medium dense; brown	SP	
						Approximate Depth To Water
	5-10'	29"				
				NO RECOVERY - PRESUMED SAME AS ABOVE	NA	
10						
			TMD-SO-059/10-11 Time: 1336	10-11' Sand (fine to medium)w/ trace gravel; wet; medium dense; brown		
				11-11.8' Sand (medium)w/ trace gravel; wet; medium dense; light brown becoming gray;	SP	Concrete pieces present where manhole structure grazed
	10-15'	60"	TMD-SO-059/12-13 Time: 1339	11.8-13' Sand (medium)w/ trace gravel; wet; medium dense; light brown becoming gray; staining		Faint odor
			TMD-SO-059/13-14 Time: 1347			
				13-15' Clay; moist; stiff; gray; native	CL	
15						

End of Boring

CH2MHILL	PROJECT NUMBER	BORING NUMBER
	419470.FI.01	TMD-060

SOIL BORING LOG

PROJECT : Ten-Mile Drain - Source Area Investigation LOCATION : Lakeland - Water line adjoining dialysis clinic

ELEVATION : DRILLING CONTRACTOR Coleman Engineering

DRILLING METHOD AND EQUIPMENT USED : DPT Date: 4/29/2011

ATD WATER LEVEL : 6' bgs START : 1400 END : 1450 LOGGER : S. Chunmeny

DEPTH BELOW SURFACE (FT)	INTERVAL (FT)	RECOVERY (IN)	SAMPLE #/TYPE	SOIL DESCRIPTION (SOIL NAME,USCS GROUP SYMBOL,COLOR, MOISTURE CONTENT, RELATIVE DENSITY, OR CONSISTENCY, SOIL STRUCTURE, MINERALOGY.)	USCS	COMMENTS (DEPTH OF CASING, DRILLING RATE, DRILLING FLUID LOSS, TESTS, AND INSTRUMENTATION. DRILLING ACTIONS/DRILLER COMMENTS)
						PID Readings: Breathing Zone: Above Core:
			TMD-SO-060/1-2 Time: 1422			
	1-5'	34"	TMD-SO-060/2-3 Time: 1425	1-3.8' Sand (fine to medium) w/ trace gravel; moist; medium density; light brown	SP	
				NO RECOVERY - PRESUMED SAME AS ABOVE	NA	
5			TMD-SO-060/5-6 Time: 1430	5-5.9' Sand (fine to medium) w/ trace gravel; wet; medium density; light brown	SP	Approximate Depth To Water
			TMD-SO-060/6-6.7 Time: 1433	5.9-6.7' Gravel w/ sand and silt; wet; loose; gray; <1/2" in diameter (pea gravel)'	GM	
	5-10'	20"				
				NO RECOVERY - PRESUMED SAME AS ABOVE	NA	
10						
	10-15'	42"		11.5-13.5' Gravel; wet; loose; gray; stained; <1/2" in diameter (pea gravel)'	GP	odor present
			TMD-SO-060/13.5-14.5 Time: 1438	13.5-15' Clay w/ trace sand and gravel; moist; stiff; gray; plastic; native	CL	
15						

End of Boring

CH2MHILL	PROJECT NUMBER	BORING NUMBER
	419470.FI.01	TMD-061

SOIL BORING LOG

PROJECT : Ten-Mile Drain - Source Area Investigation LOCATION : Manhole 4137 - 10' offset from manhole to west

ELEVATION : DRILLING CONTRACTOR : Coleman Engineering

DRILLING METHOD AND EQUIPMENT USED DPT Date: 4/29/2011

ATD WATER LEVEL : 6' bgs START : 1505 END : 1605 LOGGER : G. Koster

DEPTH BELOW SURFACE (FT)	INTERVAL (FT)	RECOVERY (IN)	SAMPLE #/TYPE	SOIL DESCRIPTION: SOIL NAME, USCS GROUP SYMBOL, COLOR, MOISTURE CONTENT, RELATIVE DENSITY, OR CONSISTENCY, SOIL STRUCTURE, MINERALOGY.	USCS	COMMENTS: DEPTH OF CASING, DRILLING RATE, DRILLING FLUID LOSS, TESTS, AND INSTRUMENTATION. DRILLING ACTIONS/DRILLER COMMENTS. PID Readings: Breathing Zone: Above Core:
				0-1' Asphalt and concrete		Due to the presence of nearby water service lines, the first 6 feet of the boring was conducted using a hand auger.
	NA	NA				
				1-6' Sand (fine to medium) trace gravel; moist; medium dense; light brown;	SP	
5						
						Approximate Depth To Water
			TMD-SO-061/6-7 Time: 1538			
				6-8.4' Sand (fine to medium) trace gravel; wet; medium dense; light brown;		
	6-10'	28"				
10				NO RECOVERY - PRESUMED SAME AS ABOVE	NA	
			TMD-SO-061/11.55-12.5 Time: 1550	11.5-12.3' Sand (fine to medium) trace gravel; wet; medium dense; light brown;	SP	
	10-15'	44"		12.3-12.8' Gravel and sand; wet; loose; gray	GM	
				12.8-13' Sand (fine to coarse); wet, med. dense; gray	SW	
			TMD-SO-061/13-14 Time: 1555			
				13.14.6' Clay w/ some gravel; moist; stiff; brown; plastic; native	CL	
15				14.6-15' Sand (fine to coarse) w/ some gravel; wet; medium dense; gray	SW	Clay plug in bottom of boring.

End of Boring

CH2MHILL	PROJECT NUMBER 419470.FI.01	BORING NUMBER TMD-062

SOIL BORING LOG

PROJECT :	Ten-Mile Drain - Source Area Investigation	LOCATION :	Manhole at Bon Brae St. and E St. - stepout 10' to NNW
ELEVATION :		DRILLING CONTRACTOR	Coleman Engineering
DRILLING METHOD AND EQUIPMENT USED	DPT	Date:	4/29/2011
ATD WATER LEVEL : NA	START : 1610	END : 1640	LOGGER : G. Koster

DEPTH BELOW SURFACE (FT)	INTERVAL (FT)	RECOVERY (IN)	SAMPLE #/TYPE	SOIL DESCRIPTION: SOIL NAME,USCS GROUP SYMBOL,COLOR, MOISTURE CONTENT, RELATIVE DENSITY, OR CONSISTENCY, SOIL STRUCTURE, MINERALOGY.	USCS	COMMENTS: DEPTH OF CASING, DRILLING RATE, DRILLING FLUID LOSS, TESTS, AND INSTRUMENTATION. DRILLING ACTIONS/DRILLER COMMENTS. PID Readings: Breathing Zone: Above Core:
				0-1' concrete and road base gravel		
			TMD-SO-062/1-2 Time: 1620			
	1-5'	32"	TMD-SO-062/2-3 Time: 1623	1-3.7' Sand w/ some gravel; moist; medium density; light brown;	SP	
5				NO RECOVERY - PRESUMED SAME AS ABOVE	NA	
			TMD-SO-062/5-6 Time: 1632			
	5-8'	41"		5.7-7.5' Sand w/ some gravel; moist; medium density; light brown;	SP	
				7.5-10' Clay w/ trace gravel; moist; very stiff; gray; native	CL	
10						

End of Boring

CH2MHILL

PROJECT NUMBER	BORING NUMBER
419470.FI.01	TMD-064

SOIL BORING LOG

PROJECT : Ten-Mile Drain - Source Area Investigation LOCATION : Manhole J01 stepout - 15' NW of center of manhole

ELEVATION : DRILLING CONTRACTOR Coleman Engineering

DRILLING METHOD AND EQUIPMENT USED : DPT Date: 4/30/2011

ATD WATER LEVEL : NA START : 0932 END : 1257 LOGGER : G. Koster

DEPTH BELOW SURFACE (FT)	INTERVAL (FT)	RECOVERY (IN)	SAMPLE #/TYPE	SOIL DESCRIPTION (SOIL NAME, USCS GROUP SYMBOL, COLOR, MOISTURE CONTENT, RELATIVE DENSITY, OR CONSISTENCY, SOIL STRUCTURE, MINERALOGY.)	USCS	COMMENTS (DEPTH OF CASING, DRILLING RATE, DRILLING FLUID LOSS, TESTS, AND INSTRUMENTATION. DRILLING ACTIONS/DRILLER COMMENTS) PID Readings: Breathing Zone: Above Core:
				0-1' concrete and road base gravel		3 attempts to locate storm line corridor. 3rd attempt is recorded.
			TMD-SO-064/1-2 Time: 1225	1-1.5' Sand (fine to coarse); moist; medium dense; light brown	SW	
	1-5'	34"	TMD-SO-064/2-3 Time: 1228	1.5-4' Silty clay w/ sand; dry; very stiff; gray; native	CL	
5				NO RECOVERY - PRESUMED SAME AS ABOVE	NA	
			TMD-SO-064/6-7 Time: 1234			
	5-10'	60"		5-10' Silty clay w/ sand; dry; very stiff; gray; native	CL	
			TMD-SO-064/8-9 Time: 1237			
10						
			TMD-SO-064/10-11 Time: 1243			
				10-13.4' Silty clay w/ sand; dry; very stiff; gray; native		
	10-15'	60"	TMD-SO-064/12-13 Time: 1245		CL	At 12.4 a visible oil was present in a seam of the clay
			TMD-SO-064/13-14 Time: 1250			
15				13.4-15' Clay w/ trace gravel; moist; firm to stiff; purpleish brown		

End of Boring

CH2MHILL

PROJECT NUMBER	BORING NUMBER
419470.FI.01	TMD-065

SOIL BORING LOG

PROJECT : Ten-Mile Drain - Source Area Investigation LOCATION : Adjoining J01 vault structure to the south

ELEVATION : DRILLING CONTRACTOR Coleman Engineering

DRILLING METHOD AND EQUIPMENT USED : DPT Date: 4/30/2011

ATD WATER LEVEL : 5' bgs START : 1303 END : 1638 LOGGER : G. Koster

DEPTH BELOW SURFACE (FT)	INTERVAL (FT)	RECOVERY (IN)	SAMPLE #/TYPE	SOIL DESCRIPTION (SOIL NAME, USCS GROUP SYMBOL, COLOR, MOISTURE CONTENT, RELATIVE DENSITY, OR CONSISTENCY, SOIL STRUCTURE, MINERALOGY.)	USCS	COMMENTS (DEPTH OF CASING, DRILLING RATE, DRILLING FLUID LOSS, TESTS, AND INSTRUMENTATION. DRILLING ACTIONS/DRILLER COMMENTS; PID Readings: Breathing Zone: Above Core:)
				0-1.3' concrete and road base gravel		
			TMD-SO-065/1.3-2 Time: 1348			
	1.3-5'	41"	TMD-SO-065/2-3 Time: 1350	1.3-4.4' Sand (medium) w/ trace gravel; dry to moist; medium dense; yellow brown	SP	
5				NO RECOVERY - PRESUMED SAME AS ABOVE	NA	Approximate Depth To Water
			TMD-SO-065/6-7 Time: 1353	5-8' Sand (medium) w/ trace gravel; wet; medium dense; yellow brown	SP	
	5-10'	36"	TMD-SO-065/7-8 Time: 1400			
				NO RECOVERY - PRESUMED SAME AS ABOVE	NA	
10			TMD-SO-065/10-11 Time: 1403	10-10.8' Sand (medium) w/ trace gravel; wet; medium dense; yellow brown w/ black and gray staining; yellow green color at 10.7' bgs	SP	
			TMD-SO-065/11-12 Time: 1406			
	10-13.6'	42"		10.8-13.6' Silty sand (fine to medium); wet; low density; gray; black staining from 13.3-13.6	SM	
			TMD-SO-065/13-13.6 Time: 1634			
				End of Boring		
15						

CH2MHILL	PROJECT NUMBER	BORING NUMBER
	419470.FI.01	TMD-066

SOIL BORING LOG

PROJECT : Ten-Mile Drain - Source Area Investigation LOCATION : 1' south of TMD-065 near J01

ELEVATION : DRILLING CONTRACTOR Coleman Engineering

DRILLING METHOD AND EQUIPMENT USED : DPT Date: 4/30/2011

ATD WATER LEVEL : NA START : 1545 END : 1555 LOGGER : G. Koster

DEPTH BELOW SURFACE (FT)	INTERVAL (FT)	RECOVERY (IN)	SAMPLE #/TYPE	SOIL DESCRIPTION: SOIL NAME, USCS GROUP SYMBOL, COLOR, MOISTURE CONTENT, RELATIVE DENSITY, OR CONSISTENCY, SOIL STRUCTURE, MINERALOGY.	USCS	COMMENTS: DEPTH OF CASING, DRILLING RATE, DRILLING FLUID LOSS, TESTS, AND INSTRUMENTATION. DRILLING ACTIONS/DRILLER COMMENTS. PID Readings: Breathing Zone: Above Core:
						Attempting to sample beside and below bottom of vault structure. Discrete sampled last 5 feet only.
	0	0				
5						
	0	0				
10						
			TMD-SO-066/10-11 Time: 1605			
	10-15'	58"	TMD-SO-066/12-13 Time: 1609	10-15' Silty clay w/ trace gravel; moist; firm; grayish brown	CL	
			TMD-SO-066/13-14 Time: 1611			
15						

End of Boring

CH2MHILL	PROJECT NUMBER	BORING NUMBER
	419470.FI.01	TMD-067

SOIL BORING LOG

PROJECT : Ten-Mile Drain - Source Area Investigation LOCATION : 4" south of TMD-065 near J01

ELEVATION : DRILLING CONTRACTOR Coleman Engineering

DRILLING METHOD AND EQUIPMENT USED DPT Date: 4/30/2011

ATD WATER LEVEL : 5' bgs START : 1615 END : 1640 LOGGER : G. Koster

DEPTH BELOW SURFACE (FT)	INTERVAL (FT)	RECOVERY (IN)	SAMPLE #/TYPE	SOIL DESCRIPTION: SOIL NAME, USCS GROUP SYMBOL, COLOR, MOISTURE CONTENT, RELATIVE DENSITY, OR CONSISTENCY, SOIL STRUCTURE, MINERALOGY.	USCS	COMMENTS: DEPTH OF CASING, DRILLING RATE, DRILLING FLUID LOSS, TESTS, AND INSTRUMENTATION. DRILLING ACTIONS/DRILLER COMMENTS PID Readings: Breathing Zone: Above Core:
						Attempting to sample beside and below bottom of vault structure. Discrete sampled last 5 feet only.
	0	0				
5						Approximate Depth To Water
	0	0				
10						
			TMD-SO-067/10-11 Time: 1625	10-11' Silty sand (fine to medium); wet; medium dense; brown to gray	SM	
				11-12' Clay and sand - liner split down the middle	CL/SM	
	10-13.6	40"	TMD-SO-067/12-13 Time: 1628			
			TMD-SO-067/13-13.6 Time: 1631	12-14' Silty clay w/ some sand; moist; firm; gray;	CL	
				End of Boring		
15						

CH2MHILL	PROJECT NUMBER	BORING NUMBER
	419470.FI.01	TMD-068

SOIL BORING LOG

PROJECT : Ten-Mile Drain - Source Area Investigation LOCATION : Manhole J01 offset - 20' offset south of manhole

ELEVATION : DRILLING CONTRACTOR Coleman Engineering

DRILLING METHOD AND EQUIPMENT USED : DPT Date: 4/30/2011

ATD WATER LEVEL : 6' bgs START : 1650 END : 1730 LOGGER : G. Koster

DEPTH BELOW SURFACE (FT)	INTERVAL (FT)	RECOVERY (IN)	SAMPLE #/TYPE	SOIL DESCRIPTION (SOIL NAME, USCS GROUP SYMBOL, COLOR, MOISTURE CONTENT, RELATIVE DENSITY, OR CONSISTENCY, SOIL STRUCTURE, MINERALOGY.)	USCS	COMMENTS (DEPTH OF CASING, DRILLING RATE, DRILLING FLUID LOSS, TESTS, AND INSTRUMENTATION. DRILLING ACTIONS/DRILLER COMMENTS)
						PID Readings: Breathing Zone: Above Core:
	0	0		0-1' Concrete and gravel		Hand augered to clear natural gas line, so no samples were collected 0-6 feet bgs.
5				1-8' Sand (fine to medium); wet; medium dense; brown;	SP	
						Approximate Depth To Water
			TMD-SO-068/6-7 Time: 1710			
	6-10'	24"	TMD-SO-068/7-8 Time: 1714			Light sweet odor present
				NO RECOVERY - PRESUMED SAME AS ABOVE	NA	
10			TMD-SO-068/10-11 Time: 1720			
				10-13' Sand (fine to medium); wet; medium dense; brown;	SP	
	10-15'	60"	TMD-SO-068/12-13 Time: 1723			Oil sheen and strong odor present
			TMD-SO-068/13-14 Time: 1726			
				13-15' Sandy clay w/ trace gravel; wet; firm to soft; gray; plastic; native	CL	
15						

End of Boring

CH2MHILL

PROJECT NUMBER	BORING NUMBER
419470.FI.01	TMD-069

SOIL BORING LOG

PROJECT : Ten-Mile Drain - Source Area Investigation LOCATION : 12' NW of TMD-064 as offset

ELEVATION : DRILLING CONTRACTOR Coleman Engineering

DRILLING METHOD AND EQUIPMENT USED : DPT Date: 5/1/2011

ATD WATER LEVEL : 3' bgs START : 1000 END : 1420 LOGGER : S. Chumney

DEPTH BELOW SURFACE (FT)	INTERVAL (FT)	RECOVERY (IN)	SAMPLE #/TYPE	SOIL DESCRIPTION (SOIL NAME, USCS GROUP SYMBOL, COLOR, MOISTURE CONTENT, RELATIVE DENSITY, OR CONSISTENCY, SOIL STRUCTURE, MINERALOGY.)	USCS	COMMENTS (DEPTH OF CASING, DRILLING RATE, DRILLING FLUID LOSS, TESTS, AND INSTRUMENTATION. DRILLING ACTIONS/DRILLER COMMENTS)
				0-1' concrete and road base gravel		PID Readings: Breathing Zone: Above Core:
			TMD-SO-069/1-2 Time: 1350	1-1.7' Sand (fine to coarse) w/ trace gravel; moist; medium dense; light brown	SP	
	1-5'	36"	TMD-SO-069/2-3 Time: 1353	1.7-2.8' Clay w/ trace sand and gravel; moist; stiff; gray and reddish brown	CL	
				2.8-3' Sandy gravel; wet; loose; gray	GM	Approximate Depth To Water
				NO RECOVERY - PRESUMED SAME AS ABOVE	NA	
5				5-6' Clay w/ trace sand and gravel; wet; firm to soft; gray and reddish brown		
			TMD-SO-069/6-7 Time: 1358		CL	
	5-10'	48"		6-8.8' Clay w/ trace sand and gravel; moist; stiff; gray w/ some brown		
			TMD-SO-069/8-8.8 Time: 1402			
				NO RECOVERY - PRESUMED SAME AS ABOVE	NA	
10			TMD-SO-069/10-11 Time: 1406	10-10.6' Silty clay w/ trace sand and gravel; moist; stiff; gray		
			TMD-SO-069/11-12 Time: 1411			
	10-15'	45"		10.6-15' Silty clay w/ trace sand and gravel; moist; firm; gray	CL	
15						

End of Boring

CH2MHILL	PROJECT NUMBER	BORING NUMBER
	419470.FI.01	TMD-070

SOIL BORING LOG

PROJECT : Ten-Mile Drain - Source Area Investigation LOCATION : J01 Offset - 20' offset to east

ELEVATION : DRILLING CONTRACTOR Coleman Engineering

DRILLING METHOD AND EQUIPMENT USED : DPT Date: 5/1/2011

ATD WATER LEVEL : 5.5' bgs START : 1445 END : 1630 LOGGER : G. Koster

DEPTH BELOW SURFACE (FT)	INTERVAL (FT)	RECOVERY (IN)	SAMPLE #/TYPE	SOIL DESCRIPTION (SOIL NAME,USCS GROUP SYMBOL,COLOR, MOISTURE CONTENT, RELATIVE DENSITY, OR CONSISTENCY, SOIL STRUCTURE, MINERALOGY.)	USCS	COMMENTS (DEPTH OF CASING, DRILLING RATE, DRILLING FLUID LOSS, TESTS, AND INSTRUMENTATION. DRILLING ACTIONS/DRILLER COMMENTS)
				0-1' Concrete and gravel		PID Readings: Breathing Zone: Above Core:
			TMD-SO-070/1-2 Time: 1558	1-2' Gravel and slag; angular; dark gray; (subase for road)	GM	
	1-5'	48"	TMD-SO-070/2-3 Time: 1602			
5				2-5' Silty sand (fine to medium) w/ gravel; moist; medium density; reddish brown to brown; some clay present 3-4' bgs	SM	Approximate Depth To Water
			TMD-SO-070/6-6.7 Time: 1609			
	5-10'	57"		5-10' Sand (fine to medium); moist to wet; medium density; brown; some staining 8-9' bgs	SP	
			TMD-SO-070/8-9 Time: 1612			
10				NO RECOVERY - PRESUMED SAME AS ABOVE	NA	
	10-15'	42"	TMD-SO-070/12-13 Time: 1617	12-13' Sand (fine to medium); wet; medium density; gray	SP	
			TMD-SO-070/13-14 Time: 1620	13-13.5' Clayey sand (fine to medium); wet; medium density; gray	SC	
15			TMD-SO-070/14-15 Time: 1625	13.5-15' Clay w/ some gravel; moist; firm; gray; plastic; native	CL	

End of Boring

CH2MHILL	PROJECT NUMBER 419470.FI.01	BORING NUMBER TMD-071

SOIL BORING LOG

PROJECT : Ten-Mile Drain - Source Area Investigation LOCATION : Manhole 4137 - along structure

ELEVATION : DRILLING CONTRACTOR : Coleman Engineering

DRILLING METHOD AND EQUIPMENT USED DPT Date: 4/29/2011

ATD WATER LEVEL : 5' bgs START : 0945 END : 1110 LOGGER : G. Koster

DEPTH BELOW SURFACE (FT)	INTERVAL (FT)	RECOVERY (IN)	SAMPLE #/TYPE	SOIL DESCRIPTION: SOIL NAME, USCS GROUP SYMBOL, COLOR, MOISTURE CONTENT, RELATIVE DENSITY, OR CONSISTENCY, SOIL STRUCTURE, MINERALOGY.	USCS	COMMENTS: DEPTH OF CASING, DRILLING RATE, DRILLING FLUID LOSS, TESTS, AND INSTRUMENTATION. DRILLING ACTIONS/DRILLER COMMENTS. PID Readings: Breathing Zone: Above Core:
	0-5'	36"	TMD-SO-071/1-2 Time: 1043	0-1.2' Clay sand (fine to medium) w/ trace gravel; moist; medium density; brown to orange brown; dark organic discoloration from 1-1.2	SC	
			TMD-SO-071/2-3 Time: 1048	1.2-3' Sand (fine to coarse) trace gravel; moist; medium dense; light brown;	SW	
				NO RECOVERY - PRESUMED SAME AS ABOVE	NA	
5						Approximate Depth To Water
			TMD-SO-071/6-7 Time: 1053	5-7' Sand (fine to coarse) trace gravel; moist; medium dense; light brown; organic balck peat at 6.8-6.9' bgs	SW	
	5-10'	48"		NO RECOVERY - PRESUMED SAME AS ABOVE	NA	
			TMD-SO-071/9-9.7 Time: 1058	8-9.7' Clay w/ trace sand; very soft; wet; brown to blue-green; non-plastic	CM	
10				NO RECOVERY - PRESUMED SAME AS ABOVE	NA	
	10-12.5'	13"	TMD-SO-071/11.4-12.5 Time: 1106	11.4-12.5' Sand and Clay. Sand (fine to coarse); moist; medium density; light brown Clay w/ trace sand; very soft; wet; brown to blue-green; non-plastic	SP/ CM	
				End of Boring		
15						

CH2MHILL	PROJECT NUMBER	BORING NUMBER
	419470.FI.01	TMD-072

SOIL BORING LOG

PROJECT : Ten-Mile Drain - Source Area Investigation LOCATION : Manhole #1111 - along structure

ELEVATION : DRILLING CONTRACTOR Coleman Engineering

DRILLING METHOD AND EQUIPMENT USED : DPT Date: 5/2/2011

ATD WATER LEVEL : NA START : 1110 END : 1130 LOGGER : G. Koster

DEPTH BELOW SURFACE (FT)	INTERVAL (FT)	RECOVERY (IN)	SAMPLE #/TYPE	SOIL DESCRIPTION SOIL NAME,USCS GROUP SYMBOL,COLOR, MOISTURE CONTENT, RELATIVE DENSITY, OR CONSISTENCY, SOIL STRUCTURE, MINERALOGY.	USCS	COMMENTS DEPTH OF CASING, DRILLING RATE, DRILLING FLUID LOSS, TESTS, AND INSTRUMENTATION. DRILLING ACTIONS/DRILLER COMMENTS PID Readings: Breathing Zone: Above Core:
						Discreet sample collected from 10-15 feet only. Taken adjacent to boring TMD-071.
	0	NA				
5						
	0	NA				
10				NO RECOVERY	NA	
	10-15'	48"	TMD-SO-072/11-12 Time: 1115	11-14' Sand and Clay (Split in liner half-and-half) Sand; moist; medium dense; brown Clay; moist; stiff; gray; native	SM/ CL	
			TMD-SO-072/12-13 Time: 1120			
15				14-15' Clay; moist; stiff; gray; native	CL	

End of Boring

CH2MHILL	PROJECT NUMBER	BORING NUMBER
	419470.FI.01	TMD-073

SOIL BORING LOG

PROJECT : Ten-Mile Drain - Source Area Investigation LOCATION : Manhole # 1111 - SW cor of Lakeland and Harper

ELEVATION : DRILLING CONTRACTOR Coleman Engineering

DRILLING METHOD AND EQUIPMENT USED : DPT Date: 5/2/2011

ATD WATER LEVEL : 6' bgs START : 1205 END : 1350 LOGGER : G. Koster

DEPTH BELOW SURFACE (FT)	INTERVAL (FT)	RECOVERY (IN)	SAMPLE #/TYPE	SOIL DESCRIPTION (SOIL NAME, USCS GROUP SYMBOL, COLOR, MOISTURE CONTENT, RELATIVE DENSITY, OR CONSISTENCY, SOIL STRUCTURE, MINERALOGY.)	USCS	COMMENTS (DEPTH OF CASING, DRILLING RATE, DRILLING FLUID LOSS, TESTS, AND INSTRUMENTATION. DRILLING ACTIONS/DRILLER COMMENTS)
						PID Readings: Breathing Zone: Above Core:
			TMD-SO-073/0-1 Time: 1318	0-0.4' Loamy sand w/ trace gravel; moist; soft; dark brown		
				0.4-2.3' Sand (fine to medium) w/ gravel from 0.4-1'; moist; medium dense; light brown	SM	
	1-5'	28"	TMD-SO-073/2-3 Time: 1323			
				NO RECOVERY - PRESUMED SAME AS ABOVE	NA	
5						
						Approximate Depth To Water
			TMD-SO-073/6-7 Time: 1328	5-8.3' Silty sand w/ trace clay; moist to wet @ 6'; medium density; brown	SM	
	5-10'	40"				
				NO RECOVERY - PRESUMED SAME AS ABOVE	NA	
10						
			TMD-SO-73/10-11 Time: 1330			
				10-12.5' Silty sand w/ trace clay; wet; medium density; brown	SM	
	10-15'	54"	TMD-SO-073/12-13 Time: 1332			12.5' presumed structure top of footing
				12.5-13.5' Sand/Clay mix	SW/CL	
			TMD-SO-073/13-14 Time: 1335			
				13.5-15' Clay w/ trace sand and gravel; moist; very stiff; gray	CL	
15						

End of Boring

CH2MHILL

PROJECT NUMBER	BORING NUMBER
419470.FI.01	TMD-074

SOIL BORING LOG

PROJECT : Ten-Mile Drain - Source Area Investigation
LOCATION : Secondary stepout from J01 - between TMD-015 and -068
ELEVATION :
DRILLING CONTRACTOR Coleman Engineering
DRILLING METHOD AND EQUIPMENT USED : DPT
Date: 5/2/2011
ATD WATER LEVEL : 5' bgs
START : 1420
END : 1542
LOGGER : G. Koster

DEPTH BELOW SURFACE (FT)	INTERVAL (FT)	RECOVERY (IN)	SAMPLE #/TYPE	SOIL DESCRIPTION (SOIL NAME, USCS GROUP SYMBOL, COLOR, MOISTURE CONTENT, RELATIVE DENSITY, OR CONSISTENCY, SOIL STRUCTURE, MINERALOGY.)	USCS	COMMENTS (DEPTH OF CASING, DRILLING RATE, DRILLING FLUID LOSS, TESTS, AND INSTRUMENTATION. DRILLING ACTIONS/DRILLER COMMENTS)
						PID Readings: Breathing Zone: Above Core:
						Hand auger cleared to 3.5'
	3.5-5'	18"				
			TMD-SO-074/4-5 Time: 1511	3.5-5' Sand; (fine to medium); moist; low density; dark brown	SP	
5						Approximate Depth To Water
				5-6' Sand (fine to medium); moist; low density; dark brown		
			TMD-SO-074/6-7 Time: 1515			
	5-10'	52"		6-9.3' Clay w/ some gravel; dry; very stiff; plastic	CL	
			TMD-SO-074/8-9 Time: 1520			
				NO RECOVERY - PRESUMED SAME AS ABOVE	NA	
10			TMD-SO-074/10-11 Time: 1522			
				10-13.2' Silty clay w/ sand; dry; very stiff; gray; native		
	10-15'	60"	TMD-SO-074/12-13 Time: 1525		CL	
			TMD-SO-074/13-14 Time: 1527			
				13.2-15' Clay w/ trace gravel; moist; firm to stiff; purpleish brown		
15						

End of Boring

CH2MHILL

PROJECT NUMBER	BORING NUMBER
419470.FI.01	TMD-075

SOIL BORING LOG

PROJECT : Ten-Mile Drain - Source Area Investigation LOCATION : Manhole # 1111 - in front o[redacted] Bon Brae

ELEVATION : DRILLING CONTRACTOR Coleman Engineering

DRILLING METHOD AND EQUIPMENT USED : DPT Date: 5/2/2011

ATD WATER LEVEL : 7' bgs START : 1545 END : 1655 LOGGER : G. Koster

DEPTH BELOW SURFACE (FT)	INTERVAL (FT)	RECOVERY (IN)	SAMPLE #/TYPE	SOIL DESCRIPTION (SOIL NAME, USCS GROUP SYMBOL, COLOR, MOISTURE CONTENT, RELATIVE DENSITY, OR CONSISTENCY, SOIL STRUCTURE, MINERALOGY.)	USCS	COMMENTS (DEPTH OF CASING, DRILLING RATE, DRILLING FLUID LOSS, TESTS, AND INSTRUMENTATION. DRILLING ACTIONS/DRILLER COMMENTS)
				0-1' Concrete and road base gravel		PID Readings: Breathing Zone: Above Core:
			TMD-SO-075/1-2 Time: 1635			
	1-5'	36"	TMD-SO-075/2-3 Time: 1644	1-4' Sand (fine to medium); moist; medium dense; light brown	SP	
				NO RECOVERY - PRESUMED SAME AS ABOVE	NA	
5						
			TMD-SO-075/5.5-6.5 Time: 1652	5-6.5' Sand (fine to medium); wet; medium dense; light brown	SP	
						Approximate Depth To Water
	5-10'	18"				
				NO RECOVERY - PRESUMED SAME AS ABOVE	NA	
10						
			TMD-SO-075/10-11 Time: 1655	10-11.5' Sand (fine to medium); wet; medium dense; dark brown	SP	
			TMD-SO-075/11-11.5 Time: 1708			
	10-15'	60"	TMD-SO 075/12-13 Time: 1711			
				11.5-15' Clay w/ trave gravel; moist; stiff; gray; native	CL	
15						

End of Boring

CH2MHILL	PROJECT NUMBER	BORING NUMBER
	419470.FI.01	TMD-077

SOIL BORING LOG

PROJECT : Ten-Mile Drain - Source Area Investigation
LOCATION : Adjoining sewer manhole at Frazho and alley to east
ELEVATION :
DRILLING CONTRACTOR Coleman Engineering
DRILLING METHOD AND EQUIPMENT USED : DPT
Date: 5/3/2011
ATD WATER LEVEL : 5.5' bgs
START : 0930
END : 1050
LOGGER : G. Koster

DEPTH BELOW SURFACE (FT)	INTERVAL (FT)	RECOVERY (IN)	SAMPLE #/TYPE	SOIL DESCRIPTION (SOIL NAME, USCS GROUP SYMBOL, COLOR, MOISTURE CONTENT, RELATIVE DENSITY, OR CONSISTENCY, SOIL STRUCTURE, MINERALOGY.)	USCS	COMMENTS (DEPTH OF CASING, DRILLING RATE, DRILLING FLUID LOSS, TESTS, AND INSTRUMENTATION. DRILLING ACTIONS/DRILLER COMMENTS) PID Readings: Breathing Zone: Above Core:
				0-2' Concrete, gravel and debris		0-2' hand augered. No sample collected.
	2-5'	24"	TMD-SO-077/2-2.5 Time: 1030			
				2-4' Clayey sand (fine to medium); moist; medium density; brown with some black organic staining	SC	
			TMD-SO-077/3-4 Time: 1033			
5				5-5.5' Clayey sand (fine to medium); moist; medium density; brown with some staining	SC	Approximate Depth To Water
			TMD-SO-077/6-7 Time: 1038	5.5-7' Silty sand (fine to medium); wet; very low density; blackish brown	SM	
	5-10"	60"	TMD-SO-077/7-8 Time: 1041	7-8' Sandy clay to clayey sand (fine to medium); wet; firm / medium density; plastic	CL/ SC	8' bgs is bottom of sewer line
			TMD-SO-077/8-9 Time: 1044	8-10' Clay w/ trace gravel; moist; frim to stiff; plastic; native	CL	
10						

End of Boring

CH2MHILL	PROJECT NUMBER	BORING NUMBER
	419470.FI.01	TMD-078

SOIL BORING LOG

PROJECT : Ten-Mile Drain - Source Area Investigation LOCATION : Manhole at Bon Brae and D. Street

ELEVATION : DRILLING CONTRACTOR Coleman Engineering

DRILLING METHOD AND EQUIPMENT USED : DPT Date: 5/3/2011

ATD WATER LEVEL : 6' bgs START : 1150 END : 1710 LOGGER : S. Chumney

DEPTH BELOW SURFACE (FT)	INTERVAL (FT)	RECOVERY (IN)	SAMPLE #/TYPE	SOIL DESCRIPTION (SOIL NAME, USCS GROUP SYMBOL, COLOR, MOISTURE CONTENT, RELATIVE DENSITY, OR CONSISTENCY, SOIL STRUCTURE, MINERALOGY.)	USCS	COMMENTS (DEPTH OF CASING, DRILLING RATE, DRILLING FLUID LOSS, TESTS, AND INSTRUMENTATION. DRILLING ACTIONS/DRILLER COMMENTS)
				0-1' Concrete and gravel		PID Readings: Breathing Zone: Above Core:
			TMD-SO-078/1-2 Time: 1203			
	0-5'	46"	TMD-SO-078/2-3 Time: 1205	1-3.8' Sand (fine) w/ trace gravel and coarse sand; moist; medium dense; brown;	SP	
						Grazed edge of structure at 3.5' (concrete)
				NO RECOVERY - PRESUMED SAME AS ABOVE	NA	
5						
						Approximate Depth To Water
			TMD-SO-078/6-7 Time: 1627			
	6-10'	29"		5-10' Sand (fine to medium); moist; medium dense; brown;	SP	
10						
			TMD-SO-078/10-11 Time: 1631			
				10-13' Sand (fine to medium) w/ trace coarse sand and gravel; wet; medium dense; brown and gray;	SP	
	10-15'	60"	TMD-SO-078/1-2 Time: 1634			
			TMD-SO-078/1-2 Time: 1632			
				13-15' Clay w/ trace sand and gravel; moist; firm; gray; plastic; native	CL	
15						

End of Boring

CH2MHILL	PROJECT NUMBER 419470.FI.01	BORING NUMBER TMD-079

SOIL BORING LOG

PROJECT :	Ten-Mile Drain - Source Area Investigation	LOCATION :	North of TMD-078 on other side of manhole
ELEVATION :	DRILLING CONTRACTOR Coleman Engineering		
DRILLING METHOD AND EQUIPMENT USED	DPT	Date:	5/3/2011
ATD WATER LEVEL : 6' bgs	START : 1645	END : 1705	LOGGER : S. Chumney

DEPTH BELOW SURFACE (FT)	INTERVAL (FT)	RECOVERY (IN)	SAMPLE #/TYPE	SOIL DESCRIPTION: SOIL NAME, USCS GROUP SYMBOL, COLOR, MOISTURE CONTENT, RELATIVE DENSITY, OR CONSISTENCY, SOIL STRUCTURE, MINERALOGY.	USCS	COMMENTS: DEPTH OF CASING, DRILLING RATE, DRILLING FLUID LOSS, TESTS, AND INSTRUMENTATION. DRILLING ACTIONS/DRILLER COMMENTS. PID Readings: Breathing Zone: Above Core:
				0-1' concrete and road base gravel		
	1-5'	60"		1-5' Sand (fineto medium); moist; medium dense; brown	SP	
5						Approximate Depth To Water
				5-8.2' Sand (fineto medium); moist becoming wet; medium dense; brown	SP	
	5-10'	60"	TMD-SO-079/7-8 Time: 1651			
				8.2-8.7' Gravel; wet; loose; gray; pea stone	GP	
				8.7-10' Clay w/ trace sand and gravel; moist; stiff; gray w/ some brown	CL	
10						

End of Boring

CH2MHILL	PROJECT NUMBER	BORING NUMBER
	419470.FI.01	TMD-080

SOIL BORING LOG

PROJECT : Ten-Mile Drain - Source Area Investigation LOCATION : Manhole #1111 - north from MH along line stub

ELEVATION : DRILLING CONTRACTOR Coleman Engineering

DRILLING METHOD AND EQUIPMENT USED DPT Date: 5/11/2011

ATD WATER LEVEL : NA START : 0930 END : 1000 LOGGER : G. Koster

DEPTH BELOW SURFACE (FT)	INTERVAL (FT)	RECOVERY (IN)	SAMPLE #/TYPE	SOIL DESCRIPTION SOIL NAME,USCS GROUP SYMBOL,COLOR, MOISTURE CONTENT, RELATIVE DENSITY, OR CONSISTENCY, SOIL STRUCTURE, MINERALOGY.	USCS	COMMENTS DEPTH OF CASING, DRILLING RATE, DRILLING FLUID LOSS, TESTS, AND INSTRUMENTATION. DRILLING ACTIONS/DRILLER COMMENTS PID Readings: Breathing Zone: Above Core:
				0-1' Concrete and gravel		
	1-5'	36"		1-4' Sand (fine to medium); moist; medium density; brown;	SP	
5				NO RECOVERY - PRESUMED SAME AS ABOVE	NA	
	5-10'	36"	TMD-SO-080/7.5-8.5 Time: 0950	7-8.5' Sand (fine to medium); moist to wet; medium density; brown; some staining 8-9' bgs	SP	
				8.5-8.7' Gravel; moist; loose; gray;	GP	
10				8.7-10' Clay; moist; very stiff; gray plastic	CL	

End of Boring

CH2MHILL	PROJECT NUMBER	BORING NUMBER
	419470.FI.01	TMD-081

SOIL BORING LOG

PROJECT :	Ten-Mile Drain - Source Area Investigation	LOCATION :	Manhole @ Bon Brae and D Street - adjoining structure to west
ELEVATION :	DRILLING CONTRACTOR : Coleman Engineering		
DRILLING METHOD AND EQUIPMENT USED	DPT	Date:	5/11/2011
ATD WATER LEVEL : 10' bgs	START : 1020	END : 1140	LOGGER : G. Koster

DEPTH BELOW SURFACE (FT)	INTERVAL (FT)	RECOVERY (IN)	SAMPLE #/TYPE	SOIL DESCRIPTION: SOIL NAME, USCS GROUP SYMBOL, COLOR, MOISTURE CONTENT, RELATIVE DENSITY, OR CONSISTENCY, SOIL STRUCTURE, MINERALOGY.	USCS	COMMENTS: DEPTH OF CASING, DRILLING RATE, DRILLING FLUID LOSS, TESTS, AND INSTRUMENTATION. DRILLING ACTIONS/DRILLER COMMENTS. PID Readings: Breathing Zone: Above Core:
				0-1' Concrete and gravel		
			TMD-SO-081/1-2 Time: 1034			
	1-5'	28"	TMD-SO-081/2-3 Time: 1038	1.2-3' Sand (fine to medium); moist; medium dense; brown;	SP	
				NO RECOVERY - PRESUMED SAME AS ABOVE	NA	
5						
			TMD-SO-081/6-7 Time: 1042	5-7'Sand (fine to medium); moist to wet at 6.8'; medium dense; brown;	SW	
	5-10'	24"				
10				NO RECOVERY - PRESUMED SAME AS ABOVE	NA	Approximate Depth To Water
	10-12.5'	25"				
			TMD-SO-081/12.9-13.9 Time: 1115			
			TMD-SO-081/14.2-14.8 Time: 1107	12.9-14.8' Sand (fine to medium); moist; medium dense; brown;	SP	
15			TMD-SO-081/14.8-15 Time: 1055	14.8-15' Clay; very stiff; moist; gray; plastic	CL	Free oil present at interface of backfill and clay.

End of Boring

CH2MHILL	PROJECT NUMBER	BORING NUMBER
	419470.FI.01	TMD-082

SOIL BORING LOG

PROJECT : Ten-Mile Drain - Source Area Investigation LOCATION : Stepout west of TMD-081

ELEVATION : DRILLING CONTRACTOR Coleman Engineering

DRILLING METHOD AND EQUIPMENT USED DPT Date: 5/11/2011

ATD WATER LEVEL : ~13' bgs START : 1150 END : 1325 LOGGER : G. Koster

DEPTH BELOW SURFACE (FT)	INTERVAL (FT)	RECOVERY (IN)	SAMPLE #/TYPE	SOIL DESCRIPTION: SOIL NAME,USCS GROUP SYMBOL,COLOR, MOISTURE CONTENT, RELATIVE DENSITY, OR CONSISTENCY, SOIL STRUCTURE, MINERALOGY.	USCS	COMMENTS: DEPTH OF CASING, DRILLING RATE, DRILLING FLUID LOSS, TESTS, AND INSTRUMENTATION. DRILLING ACTIONS/DRILLER COMMENTS. PID Readings: Breathing Zone: Above Core:
				0-1' Concrete and gravel		
	1-5'	39"		1-4.3' Sand (fine to medium); moist; medium denisity; light brown;	SP	
				NO RECOVERY - PRESUMED SAME AS ABOVE	NA	
5				5-6' Sand (fine to medium); moist; medium denisity; light brown;	SP	
				6-6.5' Gravel; moist; loose; gray; (pea stone)	GM	
	5-10'	18"				
				NO RECOVERY - PRESUMED SAME AS ABOVE	NA	
10						
				12-12.5' Sand (fine to medium); moist; medium denisity; light brown;	SP	
	10-15'	36"	TMD-SO-082/12-13 Time: 1253	12.5-13' Gravel; moist; loose; gray; (pea stone)	GM	Approximate Depth To Water
			TMD-SO-082/13-14 Time: 1257			
				14-15' Clay; moist; very stiff; gray; plastic	CL	
15						
				15-18' Gravel; wet; loose; gray; (pea stone)	GP	Split corridor and clay in the 15-18' interval, so this gravel is not naturally occurring.
	15-20'	60"	TMD-SO-082/17-18 Time: 1300			
				18-20' Clay; moist; firm; plastic; native	CL	
20						

End of Boring

CH2MHILL

PROJECT NUMBER	BORING NUMBER
419470.FI.01	TMD-083

SOIL BORING LOG

PROJECT : Ten-Mile Drain - Source Area Investigation
LOCATION : Adjoining manhole structure at Bon Brae and C Street to NW
ELEVATION :
DRILLING CONTRACTOR Coleman Engineering
DRILLING METHOD AND EQUIPMENT USED : DPT
Date: 5/11/2011
ATD WATER LEVEL : 6' bgs
START : 1430
END : 1525
LOGGER : G. Koster

DEPTH BELOW SURFACE (FT)	INTERVAL (FT)	RECOVERY (IN)	SAMPLE #/TYPE	SOIL DESCRIPTION (SOIL NAME, USCS GROUP SYMBOL, COLOR, MOISTURE CONTENT, RELATIVE DENSITY, OR CONSISTENCY, SOIL STRUCTURE, MINERALOGY.)	USCS	COMMENTS (DEPTH OF CASING, DRILLING RATE, DRILLING FLUID LOSS, TESTS, AND INSTRUMENTATION. DRILLING ACTIONS/DRILLER COMMENTS)
				0-1' Concrete and gravel		
	1-5'	24"	TMD-SO-083/1-2 Time: 1502	1-3' Sand (fine to medium); moist; medium dense; light brown	SP	
			TMD-SO-083/2-3 Time: 1504			
				NO RECOVERY - PRESUMED SAME AS ABOVE	NA	
5						
			TMD-SO-083/5-6 Time: 1507	5-6' Sand (fine to medium); moist; medium dense; light brown; trace organics	SP	Approximate Depth To Water
	5-10'	12"				
				NO RECOVERY - PRESUMED SAME AS ABOVE	NA	
10						
	10-15'	36"	TMD-SO-083/12-13 Time: 1514	12-13' Sand (meduim to coarse) w/ gravel: wet; loose; brown;	SW	
			TMD-SO-083/13-13.2 Time: 1517			
				13.5-15' Clay; moist; stiff; grayish brown; plastic; native	CL	
15						

End of Boring

CH2MHILL

PROJECT NUMBER	BORING NUMBER
419470.FI.01	TMD-084

SOIL BORING LOG

PROJECT : Ten-Mile Drain - Source Area Investigation
LOCATION : Off the SE corner of the manhole at Bon Brae and C Street
ELEVATION :
DRILLING CONTRACTOR Coleman Engineering
DRILLING METHOD AND EQUIPMENT USED : DPT
Date: 5/11/2011
ATD WATER LEVEL : 9' bgs
START : 1545
END : 1645
LOGGER : G. Koster

DEPTH BELOW SURFACE (FT)	INTERVAL (FT)	RECOVERY (IN)	SAMPLE #/TYPE	SOIL DESCRIPTION: SOIL NAME, USCS GROUP SYMBOL, COLOR, MOISTURE CONTENT, RELATIVE DENSITY, OR CONSISTENCY, SOIL STRUCTURE, MINERALOGY.	USCS	COMMENTS: DEPTH OF CASING, DRILLING RATE, DRILLING FLUID LOSS, TESTS, AND INSTRUMENTATION. DRILLING ACTIONS/DRILLER COMMENTS. PID Readings: Breathing Zone: Above Core:
				0-1' Concrete and gravel		
			TMD-SO-084/1-2 Time 1553			
	1-5'	30"	TMD-SO-084/2-3 Time 1557	1-3.5' Sand (fine to coarse); moist; medium density; light brown	SW	
				NO RECOVERY - PRESUMED SAME AS ABOVE	NA	
5						
			TMD-SO-084/6-7 Time 1615	5-7' Sand (fine to medium) w/ some gravel; moist; medium density; light brown; organics at 6' bgs	SW	
	5-10'	24"				
				NO RECOVERY - PRESUMED SAME AS ABOVE	NA	
						Approximate Depth To Water
10						
			TMD-SO-084/10-11 Time: 1617			
			TMD-SO-084/11-12 Time: 1620	10-13' Sand (fine to medium) some clay inclusions; moist to wet; medium density; brown;	SP	
	10-15'	60"	TMD-SO-084/12-13 Time: 1622			
				13-15' Clay; moist; firm; gray; plastic; native	CL	
15						

End of Boring

CH2MHILL	PROJECT NUMBER	BORING NUMBER
	419470.FI.01	TMD-085

SOIL BORING LOG

PROJECT : Ten-Mile Drain - Source Area Investigation LOCATION : In front of [redacted] Bon Brae St. - between sewer and storm lines

ELEVATION : DRILLING CONTRACTOR Coleman Engineering

DRILLING METHOD AND EQUIPMENT USED : DPT Date: 5/12/2011

ATD WATER LEVEL : NA START : 0930 END : 1000 LOGGER : G. Koster

DEPTH BELOW SURFACE (FT)	INTERVAL (FT)	RECOVERY (IN)	SAMPLE #/TYPE	SOIL DESCRIPTION: SOIL NAME, USCS GROUP SYMBOL, COLOR, MOISTURE CONTENT, RELATIVE DENSITY, OR CONSISTENCY, SOIL STRUCTURE, MINERALOGY.	USCS	COMMENTS: DEPTH OF CASING, DRILLING RATE, DRILLING FLUID LOSS, TESTS, AND INSTRUMENTATION. DRILLING ACTIONS/DRILLER COMMENTS. PID Readings: Breathing Zone: Above Core:
				0-1' Concrete and road base gravel		1st of several attempts to locate the old former Martin Drain that has been filled in.
				1-2.5' Sand (fine to medium) w/ some silt and gravel; moist; medium dense; light brown	SP	This boring location not sampled.
				1.5-2.5' Clay w/ some gravel; moist to wet; stiff; gray green; plastic; some organics	CL	
	1-5'	30"				
				NO RECOVERY - PRESUMED SAME AS ABOVE	NA	
5						
				5-7' Clay w/ some gravel; moist; firm; brownish gray	CL	
	5-10'	24"				
				NO RECOVERY - PRESUMED SAME AS ABOVE	NA	
10						
	10-15'	60"		10-15' Clay w/ some gravel; moist; firm; gray to gray-brown; naitve	CL	
15						

End of Boring

CH2MHILL	PROJECT NUMBER	BORING NUMBER
	419470.FI.01	TMD-086

SOIL BORING LOG

PROJECT : Ten-Mile Drain - Source Area Investigation LOCATION : Ten feet east of TMD-085

ELEVATION : DRILLING CONTRACTOR : Coleman Engineering

DRILLING METHOD AND EQUIPMENT USED : DPT Date: 5/12/2011

ATD WATER LEVEL : NA START : 1000 END : 1105 LOGGER : G. Koster

DEPTH BELOW SURFACE (FT)	INTERVAL (FT)	RECOVERY (IN)	SAMPLE #/TYPE	SOIL DESCRIPTION SOIL NAME, USCS GROUP SYMBOL, COLOR, MOISTURE CONTENT, RELATIVE DENSITY, OR CONSISTENCY, SOIL STRUCTURE, MINERALOGY.	USCS	COMMENTS DEPTH OF CASING, DRILLING RATE, DRILLING FLUID LOSS, TESTS, AND INSTRUMENTATION. DRILLING ACTIONS/DRILLER COMMENTS PID Readings: Breathing Zone: Above Core:
				0-1' Concrete and gravel		
			TMD-SO-086/1-2 Time: 1141	1-1.5' Clayey sand (fine to medium); moist; medium density; brown		
	1-5'	24"	TMD-SO-086/2-2.5 Time: 1144	1.5-3' Clay w/ some gravel; moist; medium density; brown	SC	
5						
			TMD-SO-086/6-7 Time: 1147	5-7' Clay w/ some gravel and brick debris at 6.5'; moist; medium density; brown	CL	
	5-10"	60"				
10						
			TMD-SO-086/10-11 Time: 1152	10-11' Sandy clay to clayey sand (fine to medium); wet; firm / medium density; plastic		
			TMD-SO-086/11-12 Time: 1156			
	15-20"	60"		11-15' Clay; moist; stiff; plastic; native	CL	
15						

End of Boring

CH2MHILL	PROJECT NUMBER 419470.FI.01	BORING NUMBER TMD-087

SOIL BORING LOG

PROJECT :	Ten-Mile Drain - Source Area Investigation	LOCATION :	Ten feet east of TMD-086
ELEVATION :	DRILLING CONTRACTOF Coleman Engineering		
DRILLING METHOD AND EQUIPMENT USED	DPT	Date:	5/3/2011
ATD WATER LEVEL : NA	START : 1030	END : 1107	LOGGER : G. Koster

DEPTH BELOW SURFACE (FT)	INTERVAL (FT)	RECOVERY (IN)	SAMPLE #/TYPE	SOIL DESCRIPTION: SOIL NAME, USCS GROUP SYMBOL, COLOR, MOISTURE CONTENT, RELATIVE DENSITY, OR CONSISTENCY, SOIL STRUCTURE, MINERALOGY.	USCS	COMMENTS: DEPTH OF CASING, DRILLING RATE, DRILLING FLUID LOSS, TESTS, AND INSTRUMENTATION. DRILLING ACTIONS/DRILLER COMMENTS. PID Readings: Breathing Zone: Above Core:
				0-1' Concrete, gravel and debris		Not sampled. Exploratory boring to try to locate the old former Martin Drain.
	1-5'	48"		1-1.8' Clayey sand (fine to medium) w/ gravel and bits of slag; moist; medium density; light to dark brown;	SC	
				1.8-5' Silty/sandy clay w/ gravele and bits of slag; moist; soft to firm; brown to reddish brown; some organic staining	CL	
5						
	5-10"	60"		5-10' Clay w/ trace gravel; moist; frim; plastic; native; 2 sand seams =1/4" in thickness located at 9.7'	CL	
10						

End of Boring

CH2MHILL	PROJECT NUMBER	BORING NUMBER
	419470.FI.01	TMD-088

SOIL BORING LOG

PROJECT : Ten-Mile Drain - Source Area Investigation LOCATION : 10 feet west of TMD-085

ELEVATION : DRILLING CONTRACTOR Coleman Engineering

DRILLING METHOD AND EQUIPMENT USED : DPT Date: 5/12/2011

ATD WATER LEVEL : NA START : 1115 END : 1145 LOGGER : G. Koster

DEPTH BELOW SURFACE (FT)	INTERVAL (FT)	RECOVERY (IN)	SAMPLE #/TYPE	SOIL DESCRIPTION (SOIL NAME, USCS GROUP SYMBOL, COLOR, MOISTURE CONTENT, RELATIVE DENSITY, OR CONSISTENCY, SOIL STRUCTURE, MINERALOGY.)	USCS	COMMENTS (DEPTH OF CASING, DRILLING RATE, DRILLING FLUID LOSS, TESTS, AND INSTRUMENTATION. DRILLING ACTIONS/DRILLER COMMENTS) PID Readings: Breathing Zone: Above Core:
				0-1' Concrete and gravel		
				1-2' Sand (fine to coarse) w/ some gravel; moist; medium dense; brown to light brown;	SW	
	0-5'	46"		2-3.5' Sandy clay w/ some gravel and organics; moist; stiff; brown to reddish brown; plastic;	CL	
						Grazed edge of structure at 3.5' (concrete)
				NO RECOVERY - PRESUMED SAME AS ABOVE	NA	
5				5-5.5' Sandy clay; wet; stiff; brown to reddish brown; plastic;	CL	
			TMD-SO-088/5.5-6 Time 1138	5.5-6' Sand (fine to coarse) w/ some gravel; wet; medium dense; dark brown;	SW	
				6-7.5' Clay; moist to wet; soft to firm; grayish brown; plastic	CL	
	5-10'	30"				
10				NO RECOVERY - PRESUMED SAME AS ABOVE	NA	
	10-15'	36"				
				12-15' Clay; moist to wet; soft to firm; grayish brown; plastic	CL	
15						

End of Boring

CH2MHILL

PROJECT NUMBER	BORING NUMBER
419470.FI.01	TMD-089

SOIL BORING LOG

PROJECT : Ten-Mile Drain - Source Area Investigation LOCATION : 12 feet west of TMD-088

ELEVATION : DRILLING CONTRACTOR Coleman Engineering

DRILLING METHOD AND EQUIPMENT USED : DPT Date: 5/12/2011

ATD WATER LEVEL : NA START : 1215 END : 1310 LOGGER : G. Koster

DEPTH BELOW SURFACE (FT)	INTERVAL (FT)	RECOVERY (IN)	SAMPLE #/TYPE	SOIL DESCRIPTION SOIL NAME, USCS GROUP SYMBOL, COLOR, MOISTURE CONTENT, RELATIVE DENSITY, OR CONSISTENCY, SOIL STRUCTURE, MINERALOGY.	USCS	COMMENTS DEPTH OF CASING, DRILLING RATE, DRILLING FLUID LOSS, TESTS, AND INSTRUMENTATION. DRILLING ACTIONS/DRILLER COMMENTS PID Readings: Breathing Zone: Above Core:
				0-1' concrete and road base gravel		
				1-5' Sand (fine to medium); moist; medium dense; light brown to brown	SP	
	1-5'	24"	TMD-SO-089/7-8 Time: 1243	1.5-3' Sandy clay w/ some gravel and organics; moist; firm; brown to dark brown;	CL	
5				NO RECOVERY - PRESUMED SAME AS BELOW	NA	
	5-10'	36"	TMD-SO-089/7-8 Time: 1247	7-7.5' Sand (fine to coarse); moist; medium dense; light gray / Clay w/ some gravel; moist; soft; greenish brown	SM/CL	
				7.5-10' Clay w/ some sand and gravel; dry to moist; stiff; brown	CL	
10				10-11' Clay w/ some sand and gravel; dry to moist; stiff; brown	CL	
	5-10'	60"		11-15' Clay w/ some sand and gravel; dry to moist; soft to firm; gray	CL	
10						

End of Boring

CH2MHILL	PROJECT NUMBER	BORING NUMBER
	419470.FI.01	TMD-090

SOIL BORING LOG

PROJECT : Ten-Mile Drain - Source Area Investigation LOCATION : NW corner of manhole at intersection of Bon Brae Street and Court

ELEVATION : DRILLING CONTRACTOR Coleman Engineering

DRILLING METHOD AND EQUIPMENT USED DPT Date: 5/13/2011

ATD WATER LEVEL : 5' bgs START : 1430 END : 1725 LOGGER : G. Koster

DEPTH BELOW SURFACE (FT)	INTERVAL (FT)	RECOVERY (IN)	SAMPLE #/TYPE	SOIL DESCRIPTION: SOIL NAME,USCS GROUP SYMBOL,COLOR, MOISTURE CONTENT, RELATIVE DENSITY, OR CONSISTENCY, SOIL STRUCTURE, MINERALOGY.	USCS	COMMENTS: DEPTH OF CASING, DRILLING RATE, DRILLING FLUID LOSS, TESTS, AND INSTRUMENTATION. DRILLING ACTIONS/DRILLER COMMENTS. PID Readings: Breathing Zone: Above Core:
				0-1' Concrete and gravel		
			TMD-SO-090/1-2 Time: 1600			
	1-5'	36"	TMD-SO-090/2-3 Time: 1604	1-3.5' Sand (fine to medium); moist; medium density; light brown;	SP	
				NO RECOVERY - PRESUMED SAME AS ABOVE	NA	
5						Approximate Depth To Water
			TMD-SO-090/7.5-8.5 Time: 0950	5-7' Sand (fine to medium); wet; medium density; light brown;	SP	
	5-10'	24"				
10						
				NO RECOVERY - PRESUMED SAME AS ABOVE	NA	
	10-15'	0"				
15						
			TMD-SO-090/15-16 Time: 1640	15-16' Sand (fine to medium); wet; medium density; black;	SP	
	15-20	60"				
				16-20' Clay; moist; firm; gray; plastic; native	CL	
20						

End of Boring

CH2MHILL	PROJECT NUMBER	BORING NUMBER
	419470.FI.01	TMD-092

SOIL BORING LOG

PROJECT : Ten-Mile Drain - Source Area Investigation
LOCATION : Adjacent to SE corner of manhole at Bon Brae and B Street
ELEVATION :
DRILLING CONTRACTOR : Coleman Engineering
DRILLING METHOD AND EQUIPMENT USED DPT
Date: 5/13/2011
ATD WATER LEVEL : 5' bgs
START : 0900
END : 1140
LOGGER : G. Koster

DEPTH BELOW SURFACE (FT)	INTERVAL (FT)	RECOVERY (IN)	SAMPLE #/TYPE	SOIL DESCRIPTION: SOIL NAME, USCS GROUP SYMBOL, COLOR, MOISTURE CONTENT, RELATIVE DENSITY, OR CONSISTENCY, SOIL STRUCTURE, MINERALOGY.	USCS	COMMENTS: DEPTH OF CASING, DRILLING RATE, DRILLING FLUID LOSS, TESTS, AND INSTRUMENTATION. DRILLING ACTIONS/DRILLER COMMENTS. PID Readings: Breathing Zone: Above Core:
				0-1' Concrete and gravel		8 previous attempts were made to locate the edge of the manhole structure. The first 6 feet were hand augered. The sample was collected via geoprobe from 6-15' bgs.
	1-5'	28"		1-6' Sand (fine to medium); moist to wet at 4.7'; medium dense; light brown;	SP	
			TMD-SO-092/4-5 Time: 1040			
5						Approximate Depth To Water
			TMD-SO-092/5-6 Time: 1043			
	5-10'	24"		6-9' Sand (fine to medium); wet; medium dense; light brown;	SP	
			TMD-SO-092/9-10 Time: 1048	9.5-10' Sand (fine to medium); wet; medium dense; light brown w/ black organics; 1" of clay at end;		
10						
				NO RECOVERY - PRESUMED SAME AS ABOVE	NA	
			TMD-SO-092/11-12 Time: 1054	11-11.4' Sand (fine to medium) w/ silt and clay; wet; medium to high density; brown	SW	
	10-15'	48"		11.4-15' Clay; firm; moist; gray to brown; plastic; native;	CL	
15						

End of Boring

CH2MHILL

PROJECT NUMBER	BORING NUMBER
419470.FI.01	TMD-093

SOIL BORING LOG

PROJECT : Ten-Mile Drain - Source Area Investigation
LOCATION : Adjoining manhole structure at Bon Brae and E Street to NW
ELEVATION :
DRILLING CONTRACTOR Coleman Engineering
DRILLING METHOD AND EQUIPMENT USED : DPT
Date: 5/13/2011
ATD WATER LEVEL : NA
START : 1200
END : 1240
LOGGER : G. Koster

DEPTH BELOW SURFACE (FT)	INTERVAL (FT)	RECOVERY (IN)	SAMPLE #/TYPE	SOIL DESCRIPTION (SOIL NAME, USCS GROUP SYMBOL, COLOR, MOISTURE CONTENT, RELATIVE DENSITY, OR CONSISTENCY, SOIL STRUCTURE, MINERALOGY.)	USCS	COMMENTS (DEPTH OF CASING, DRILLING RATE, DRILLING FLUID LOSS, TESTS, AND INSTRUMENTATION. DRILLING ACTIONS/DRILLER COMMENTS) PID Readings: Breathing Zone: Above Core:
				0-1' Concrete and gravel		
			TMD-SO-093/1-2 Time: 1207			
	1-5'	24"	TMD-SO-093/2-3 Time: 1210	1-4.5' Sand (fine to medium); moist; medium dense; light brown	SP	
5				NO RECOVERY - PRESUMED SAME AS ABOVE	NA	
				5-7' Sand (fine to medium); moist; medium dense; light brown	SP	
			TMD-SO-093/6-7 Time: 1212			
	5-10'	24"				
10				NO RECOVERY - PRESUMED SAME AS ABOVE	NA	
	10-15'	30"				
				12.5-14.5' Sand (fine to medium) w/ gravel; moist; medium dense; light brown	SP	
			TMD-SO-093/13.5-14.5 Time: 1219			
			TMD-SO-093/14.5-15 Time: 1222	14.5-15' Clay; moist; firm; gray; plastic; native	CL	
15						

End of Boring

CH2MHILL

PROJECT NUMBER	BORING NUMBER
419470.FI.01	TMD-094

SOIL BORING LOG

PROJECT : Ten-Mile Drain - Source Area Investigation
LOCATION : Beside storm drain on Bon Brae St. between Bon Brae Ct. and E St.
ELEVATION :
DRILLING CONTRACTOR Coleman Engineering
DRILLING METHOD AND EQUIPMENT USED : DPT
Date: 5/13/2011
ATD WATER LEVEL : 6' bgs
START : 1300
END : 1455
LOGGER : G. Koster

DEPTH BELOW SURFACE (FT)	INTERVAL (FT)	RECOVERY (IN)	SAMPLE #/TYPE	SOIL DESCRIPTION (SOIL NAME, USCS GROUP SYMBOL, COLOR, MOISTURE CONTENT, RELATIVE DENSITY, OR CONSISTENCY, SOIL STRUCTURE, MINERALOGY.)	USCS	COMMENTS (DEPTH OF CASING, DRILLING RATE, DRILLING FLUID LOSS, TESTS, AND INSTRUMENTATION. DRILLING ACTIONS/DRILLER COMMENTS)
				0-1' Concrete and gravel		Third attempt at this location.
			TMD-SO-094/1-2 Time 1330			
	1-5'	30"	TMD-SO-094/2-3 Time 1335	1-3.5' Sand (fine to medium); moist; medium density; light brown	SP	
				NO RECOVERY - PRESUMED SAME AS ABOVE	NA	
5			TMD-SO-094/5-6 Time 1410	5-6' Sand (fine to medium); moist; medium density; light brown	SP	Approximate Depth To Water
	5-10'	12"		NO RECOVERY - PRESUMED SAME AS ABOVE	NA	
10				10-13' Sand (fine to medium); moist; medium density; light brown	SP	
	10-15'	60"	TMD-SO-094/12-13 Time: 1426			
				13-15' Clay; moist; firm; gray; plastic; native	CL	
15			TMD-SO-094/14.5-15 Time: 1423			

End of Boring